

PARTS MANUAL
FOR

HAGIE MODEL 8200 DETASSELERS

HAGIE MANUFACTURING COMPANY

BOX 273 CLARION, IOWA 50525

(515)532-2861

COVERS MACHINE SERIAL NUMBERS:

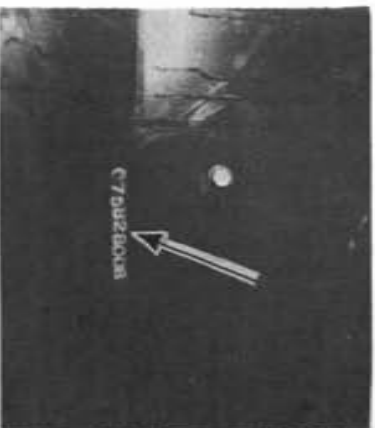
076828001 THRU 076828050

6-82 493085

DETASSELER IDENTIFICATION

Each Hagie detasseler is identified by means of a frame serial number. This serial number denotes the model, year in which it was built, and the number of the detasseler. As for further identification, the engine has a serial number, the hydrostatic pump has a serial number, the wheel motors have identification tags, and the planetary hubs have identification plates that describe the type of mount and gear ratio. To insure prompt, efficient service when ordering parts or requesting service repairs from Hagie Manufacturing Company, record the serial and identification numbers in the space provided below.

Note: Reference to left hand and right hand used throughout this manual refers to the position when seated in the operator's seat facing forward.



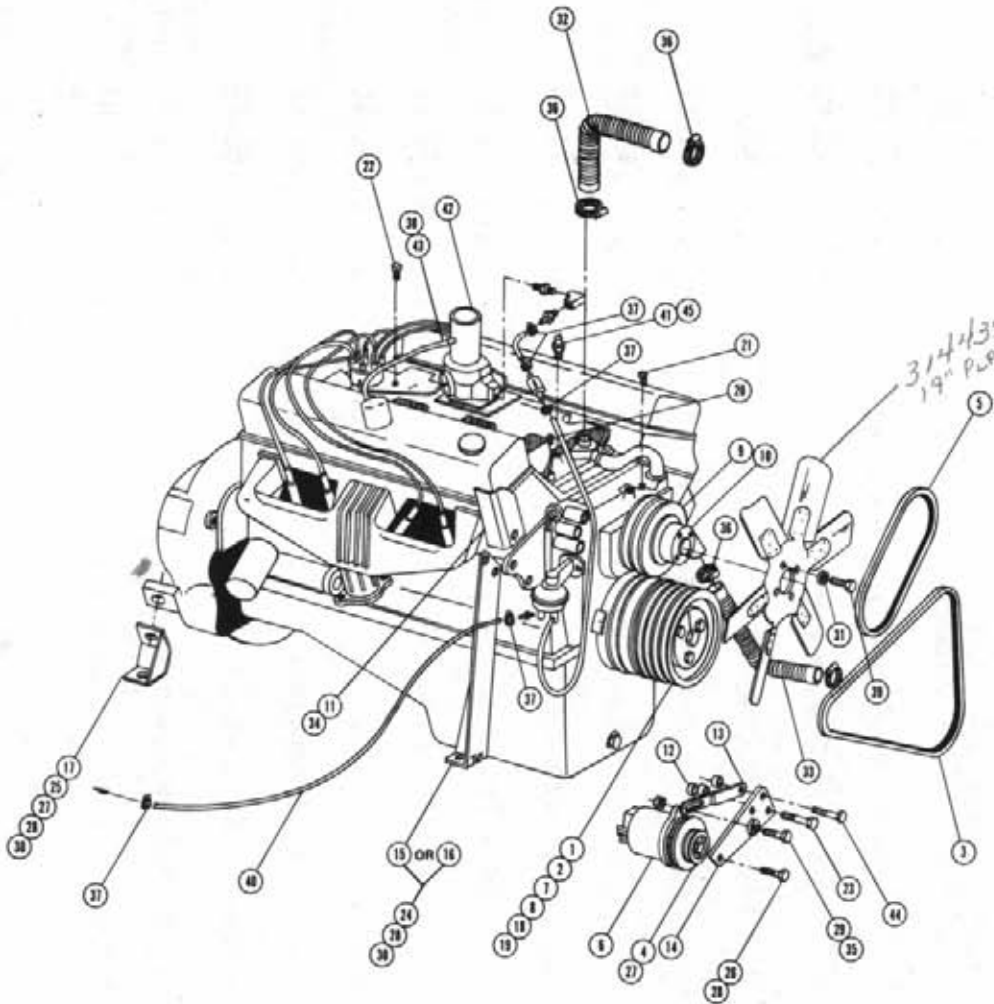
DETASSELER SERIAL NUMBER



ENGINE SERIAL NUMBER

TABLE OF CONTENTS

Engine Assemblies	4-11
Leg Assemblies12-15
Miscellaneous Frame Components	16
Tire Assembly	17
Steering Cylinder	18
Tie Rod Assembly	19
Fuel and Oil Tanks20-21
Operator Station22-23
Flow Divider and Steering Assembly24-25
Sheet Metal26-27
Three-Spool Valve Assembly	28
Tasselrol Cover Assembly	29
Sundstrand and Cessna Pumps30-31
Flow Divider Assemblies32-33
Roller and Tire Puller Assemblies34-39
Cutter Assemblies40-43
Tasselrol Components44-46
Electric Valve	47
Planetary Gear Assembly48-51
Decals52-55
Electrical Schematic56-57
Hydraulic Schematic58-85
Abbreviations	86
Index	87



CHRYSLER ENGINE ASSEMBLY

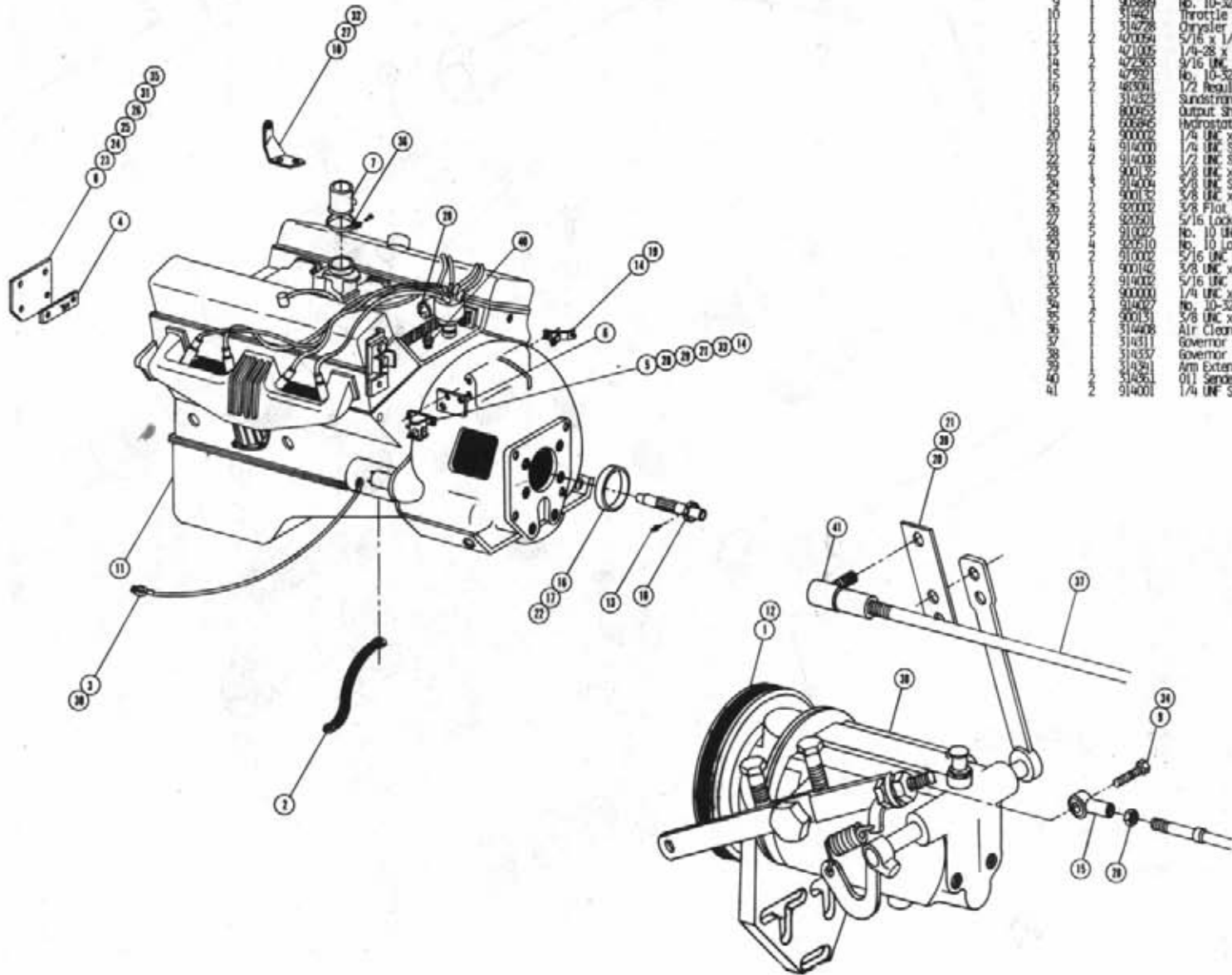
Det.	Qty.	P/N	Description
1		140068	5 Groove Sheave
2		40020	2" Bore Bushing
3		40021	NPS20 Gates Belt
4		41022	Alternator Sheave
5		199109	3500 Belt
6		310099	55 Amp Alternator
7		311030	Sheave Key
8		311031	Crank Adapter Key
9		311028	Fan Spacer
10		319614	Fan Adapter
11		314303	Exhaust Manifold Heat Shield
12		311041	Alternator Spacer
13		314309	Alternator Adjusting Arm
14		314310	Alternator Mount
15		341348	Left Front Motor Mount Weldment
16		341351	Right Front Motor Mount Weldment
17		341353	Rear Motor Mount Weldment
18		314424	Engine Sheave Adapter
19		40155	3/4 UNF x 4 1/2 Hex Bolt
20		50000	1/8 Pipe Plug
21		50102	1/4 Pipe Plug
22		502800	3/8 Pipe Plug
23		900142	3/8 UNC x 5 Hex Bolt
24		900198	7/16 x 1 3/4 Hex Bolt
25		900267	1/2 UNC x 2 Hex Bolt
26		900268	1/2 UNC x 2 1/2 Hex Bolt
27		900285	1/2 UNC x 2 1/4 Hex Bolt
28		914008	1/2 UNC Lock Nut
29		920101	5/16 Flat Washer
30		920104	1/2 Flat Washer
31		920501	5/16 Lock Washer
32		314452	Upper Radiator Hose
33		314417	Lower Radiator Hose
34		900129	3/8 UNC x 3/4 Hex Bolt
35		900094	5/16 UNC x 3/4 Hex Bolt
36		500085	#24 Hose Clamp
37		500120	#6 Hose Clamp
38		500055	#12 Hose Clamp
39		900098	5/16 UNC x 2 1/2 Hex Bolt
40		601263	5/16 x 144" Hose
41		314434	Temperature Sender
42		314732	Air Intake Tube Weldment
43		601151	5/8 x 12 Heater Hose
44		900143	3/8 x 5 1/2 Hex Bolt
45		502000	3/8 To 1/4 Reducer Bushing

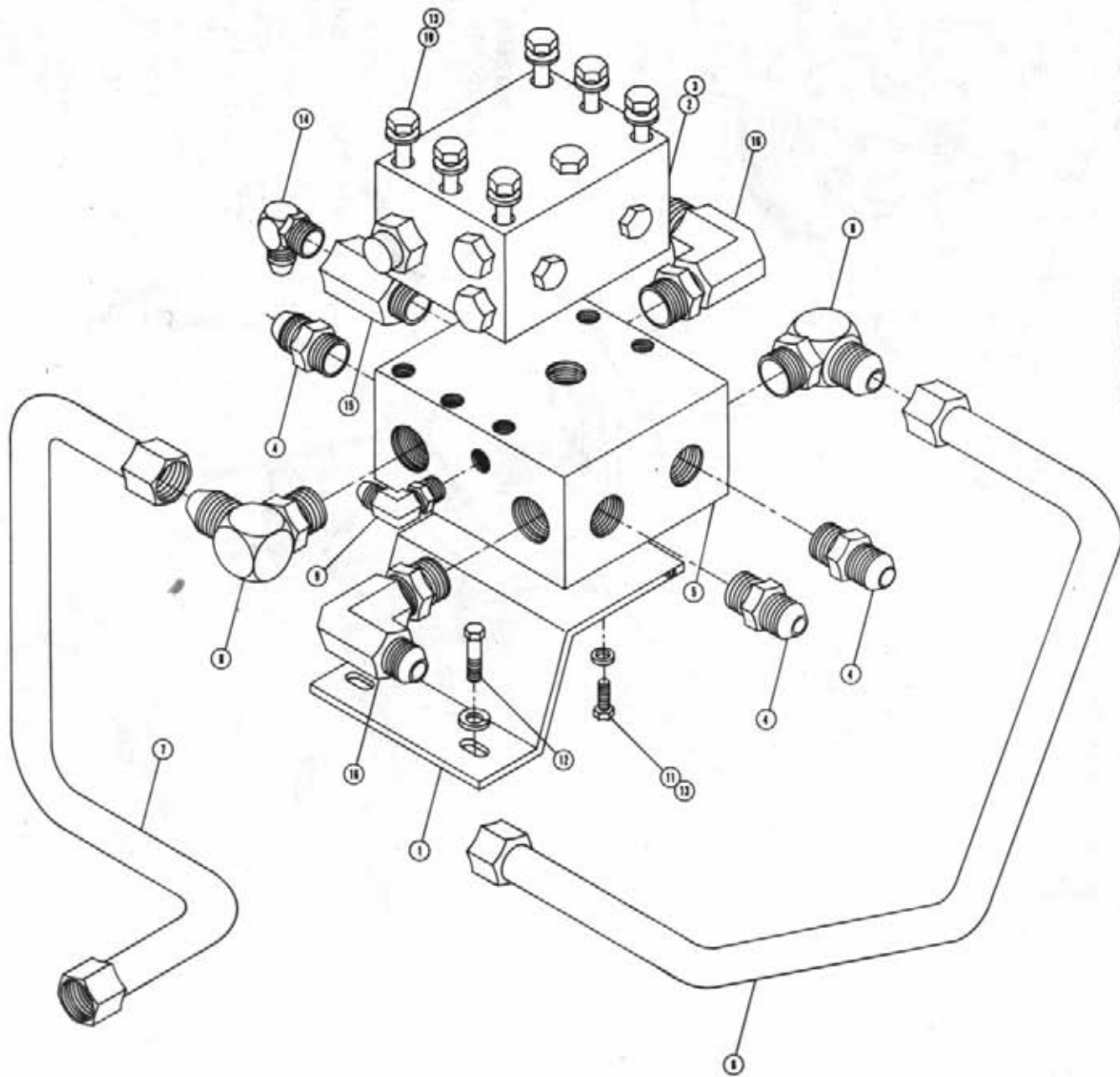
214
900098
314437
w/BH

314427 - TAN BELT 4 X 9
659625 PAINT SILD WLD

CHRYSLER ENGINE ASSEMBLY

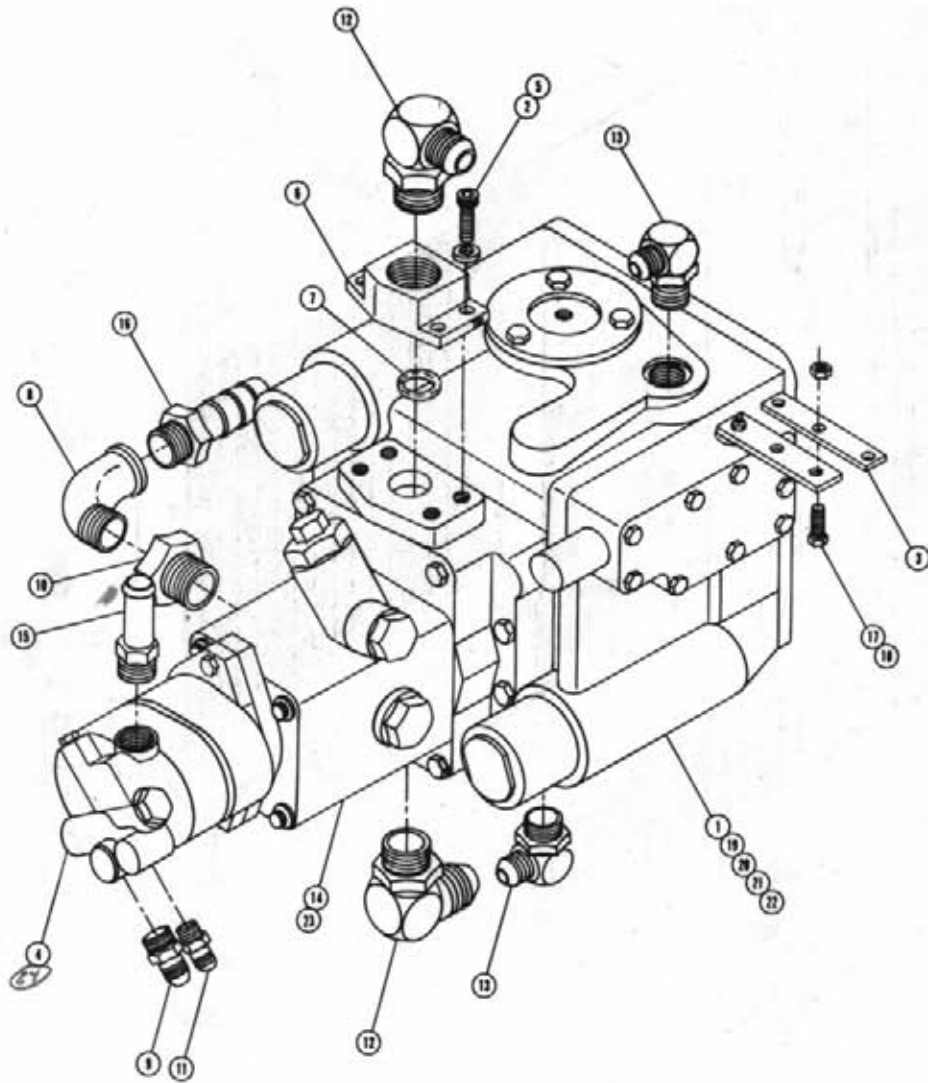
Det.	Qty.	P/N	Description
1	1	140050	6" O.D. Sheave
2	1	290109	8" Ground Strap
3	1	291128	48" Battery Cable
4	1	311040	Governor Spacer
5	1	310691	Starter Solenoid
6	1	311021	Starter Solenoid Mount
7	1	314232	Air Intake Tube Weldment
8	1	311094	Governor Mount Weldment
9	1	903889	No. 10-32 x 3/4 Machine Screw
10	1	314421	Throttle Cable Bracket
11	1	314278	Chrysler 318 Engine
12	2	420054	5/16 x 1/4 Allen Head Set Screw
13	1	421005	1/4-28 x 1/2 Grease Zerk
14	2	422365	9/16 UNF x 3/4 Hex Bolt
15	2	429521	No. 10-32 Ball Joint
16	1	463994	1/2 Regulator Flat Washer
17	1	314325	Sundstrand Filler Ring
18	1	800955	Output Shaft Weldment
19	1	606945	Hydrostatic Control Cable Mount Weld
20	2	900002	1/4 UNF x 3/4 Hex Bolt
21	4	914000	1/4 UNF Stover Nut
22	2	914008	1/2 UNF Stover Nut
23	2	900135	5/8 UNF x 2 3/4 Hex Head
24	2	914004	5/8 UNF Stover Nut
25	3	900132	5/8 UNF x 1 3/4 Hex Bolt
26	1	920002	5/8 Flat Washer
27	1	920501	5/16 Lock Washer
28	1	910002	No. 10 UNF Hex Nut
29	1	920510	No. 10 Lock Washer
30	1	910002	5/16 UNF Hex Nut
31	1	900142	5/8 UNF x 5 Hex Bolt
32	1	914002	5/16 UNF Stover Nut
33	1	900000	1/4 UNF x 1/2 Hex Bolt
34	1	914027	No. 10-32 Lock Nut
35	1	900131	5/8 UNF x 1 1/2 Hex Bolt
36	1	314408	Air Cleaner Clamp
37	1	314311	Governor Control Rod
38	1	314337	Governor Reworked
39	1	314361	Arm Extension
40	1	314361	Oil Sender
41	2	914001	1/4 UNF Stover Nut





HYDRAULIC MANIFOLD ASSEMBLY

Det.	Qty.	P/N	Description
1	1	606899	Hydraulic Manifold Mount
2	1	611009	Seal Kit
3	1	611013	Hydraulic Relief Valve Assembly
4	3	611127	1 1/16 MDR x 1 1/16 RUIC
5	1	615003	Large Manifold
6	1	615968	Right Hydraulic Tube
7	1	615969	Left Hydraulic Tube
8	2	618178	1 5/16 MDR - 90 - 1 5/16 JIC
9	1	618241	3/4 MDR - 3/4-16 Elbow
10	6	900075	5/16 x 3 3/4 Hex Bolt
11	2	900065	5/16 UNC x 1 Hex Bolt
12	2	900196	7/16 x 1 1/4 Hex Bolt
13	8	920501	5/16 Lock Washer
14	1	618279	7/8 MDR - 90 - 1 1/16 JIC
15	1	610028	Flow Control
16	2	618248	1 1/16 MDR-90°-1 1/16 RUIC

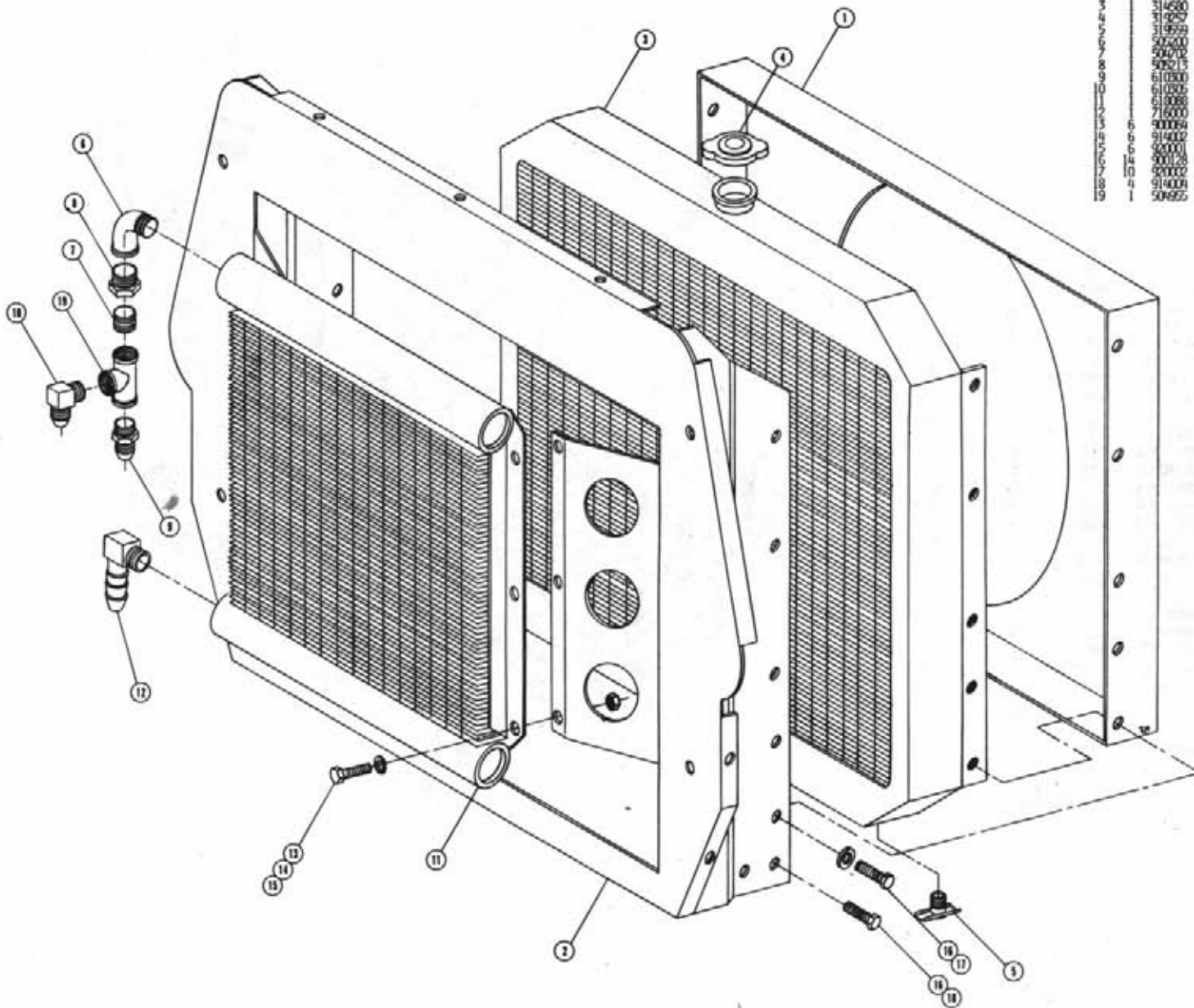


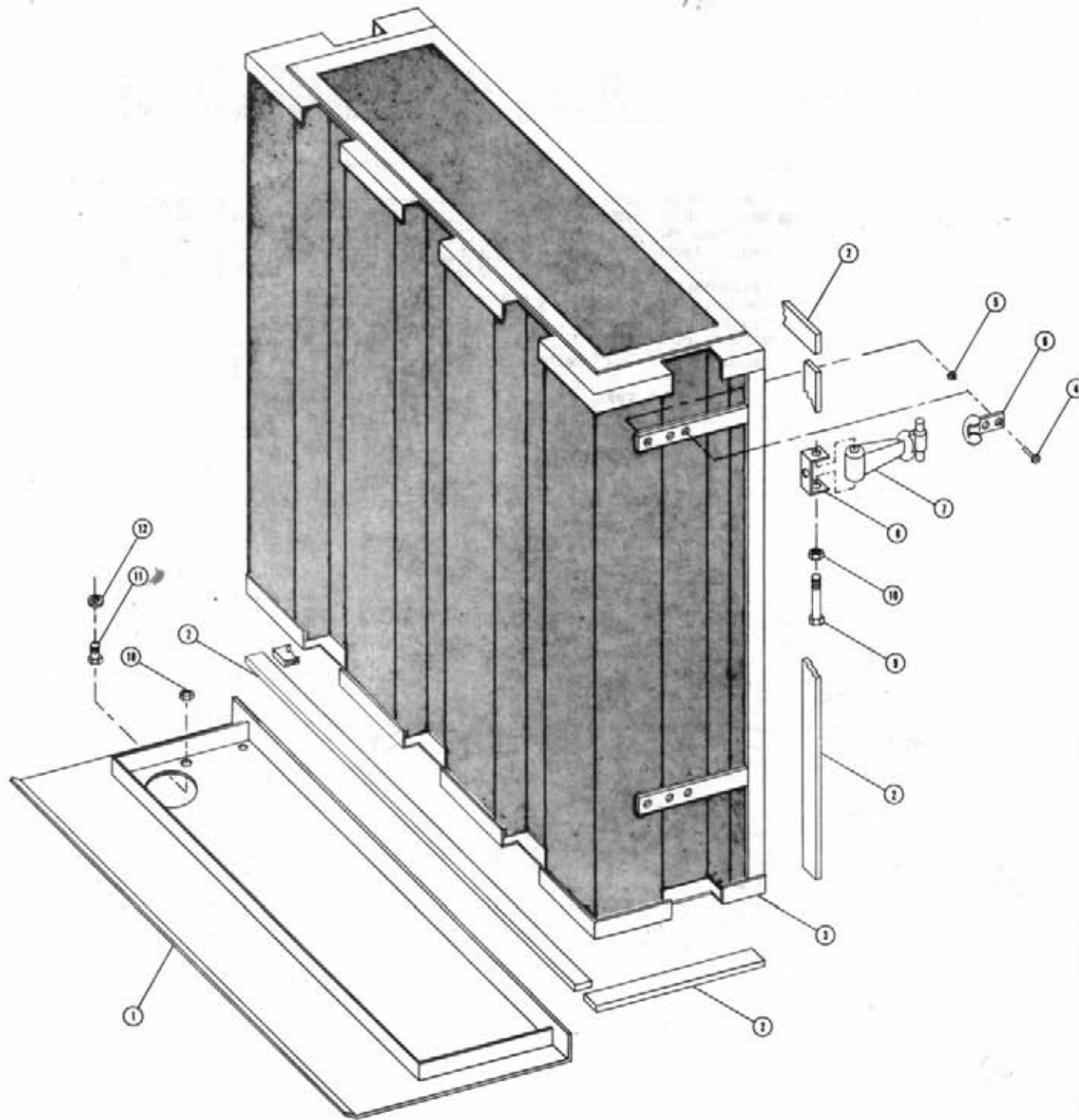
SUNDSTRAND PUMP ASSEMBLY

Det.	Qty.	P/N	Description
1	1	60694	Sundstrand 23 Series Pump
2	8	47243	3/8 x 1 3/4 Allen Cap Screw
3	1	606848	Pump Control Lever Extension
4	1	610377	Gessno Pump
5	8	618167	Lock Washer
6	2	618176	1" NPT 4 Bolt Flange
7	2	870219	O-Ring
8	1	505200	90 Degree Street Elbow
9	1	618327	7/8 NDR - 3/4 MUIC
10	1	618090	1 5/16 O-Ring x 1 NPT Adaptor
11	1	618126	9/16 NDR - 9/16 MUIC
12	2	618178	1 5/16 NDR-90°-1 5/16 MUIC
13	2	618183	7/8 NDR-90°-3/4 MUIC
14	1	610387	Charge Pump Gasket
15	1	618336	1 1/16 NDR x 1 Hose Barb
16	1	714660	1 NPT x 1 Hose Barb
17	2	900003	1/4 UNC x 1" Hex Bolt
18	2	914000	1/4 UNC Stover Nut
19	2	900265	1/2 x 1 1/2 Hex Bolt
20	2	900267	1/2 x 2 Hex Bolt
21	2	914008	1/2 UNC Stover Nut
22	6	920004	1/2 Flat Washer
23	1	610386	Charge Pump
24	1	618261	O-RING

RADIATOR AND OIL COOLER ASSEMBLY

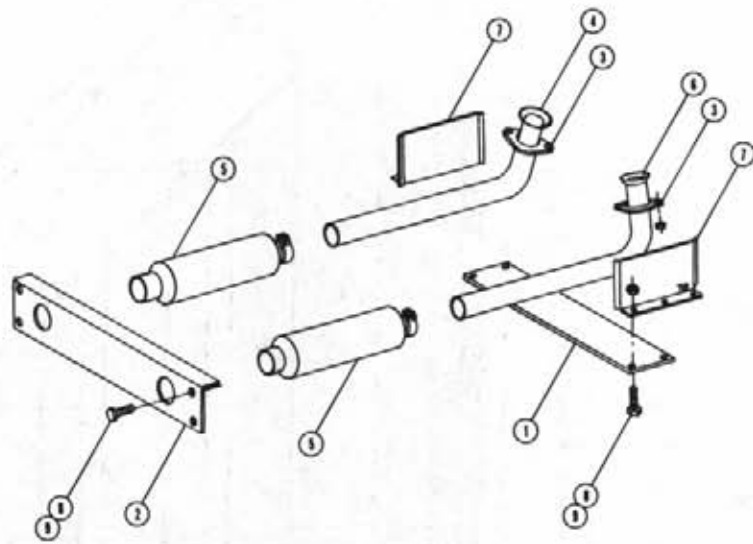
Det.	Qty.	P/N	Description
1	1	314402	Radiator Shroud
2	1	314409	Radiator-Oil Cooler Mount Weldment
3	1	314580	Radiator
4	1	319252	Radiator Cap
5	1	319559	Radiator Drain Cock
6	1	502500	1" x 90° Street Elbow
7	1	504702	3/4" NPT Close Nipple
8	1	502213	1" NPT to 3/4" NPT Reducer
9	1	610300	3/4" NPT x 3/4" FUIIC
10	1	610302	3/4" NPT-90°-3/4" FUIIC
11	1	610088	Oil Cooler
12	1	716000	1" NPT-90°-3/4" Hose Barb
13	6	900094	5/16" UNC x 3/4" Hex Bolt
14	6	914002	5/16" Lock Nut
15	6	920001	5/16" Flat Washer
16	14	900128	3/8" UNC x 3/4" Hex Bolt
17	14	920002	3/8" Flat Washer
18	4	914001	3/8" UNC Lock Nut
19	1	504625	3/4" NPT Pipe Tee





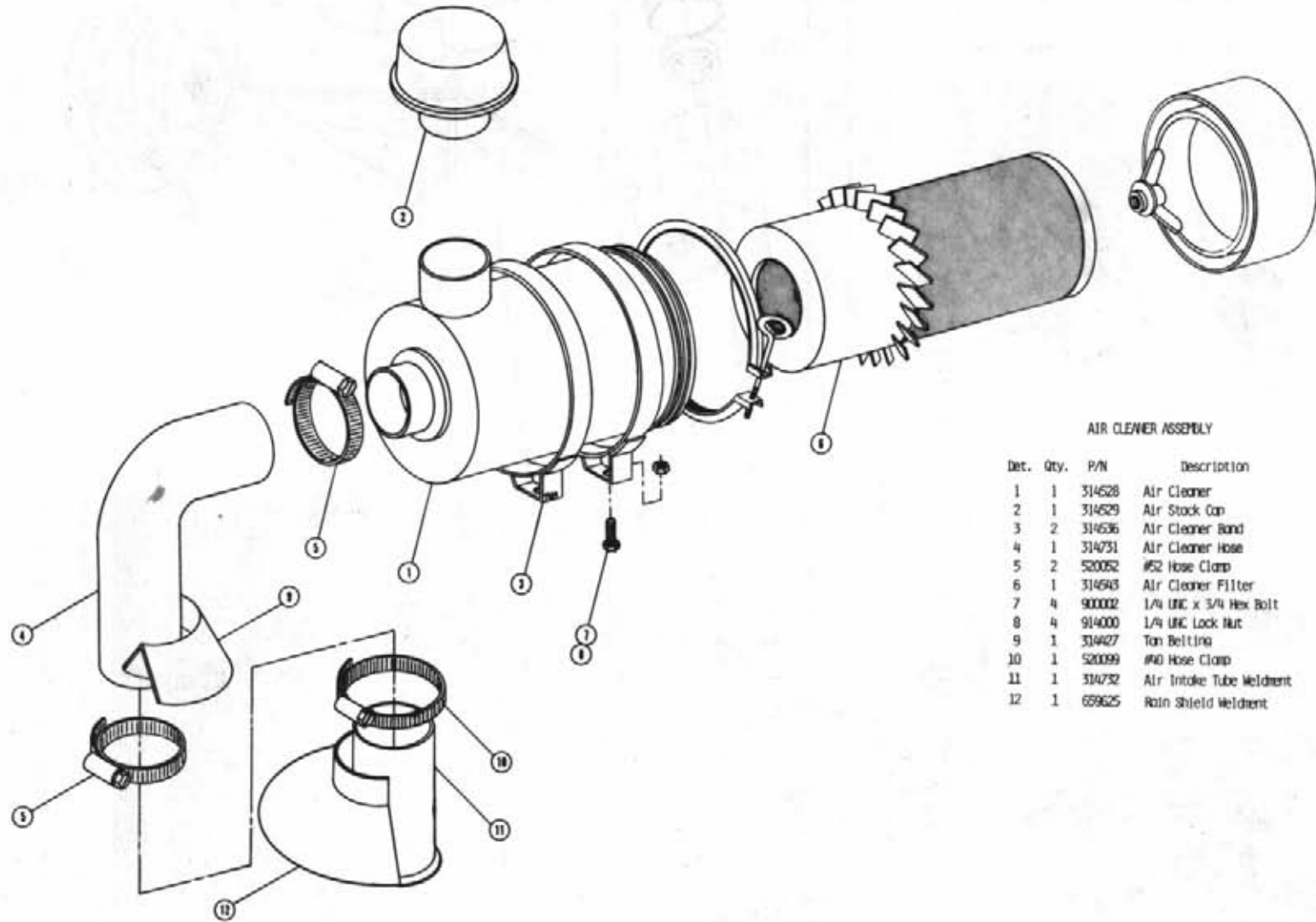
AIR INTAKE ASSEMBLY

Det.	Qty.	P/N	Description
1	1	341579	Bottom Air Intake Plate Weldment
2	12'	199022	Stickertite
3	1	314397	Air Intake Weldment
4	12	485055	3/16 x 3/8 Pop Rivet
5	4	920010	#10 Flat Washer
6	4	656997	Rubber Hook Bracket
7	4	656998	Rubber Hook
8	4	656999	Rubber Hook Anchor Bracket
9	4	900007	1/4 x 2 Bolt
10	8	914000	1/4 Stover Nut
11	4	900002	1/4 x 3/4 Bolt
12	4	920000	1/4 SAE Flat Washer



EXHAUST PIPE ASSEMBLY

Det.	Qty.	P/N	Description
1	1	361189	Main Frame Tie Plate
2	1	361190	Main Frame Rear Tie Arm
3	2	314735	Exhaust Pipe Flange
4	1	314736	Left Exhaust Pipe
5	2	319287	Muffler
6	1	314425	Right Exhaust Pipe
7	2	341393	Heat Shield
8	8	900264	1/2 UNC x 1 1/4 Hex Bolt
9	8	914000	1/2 UNC Lock Nut

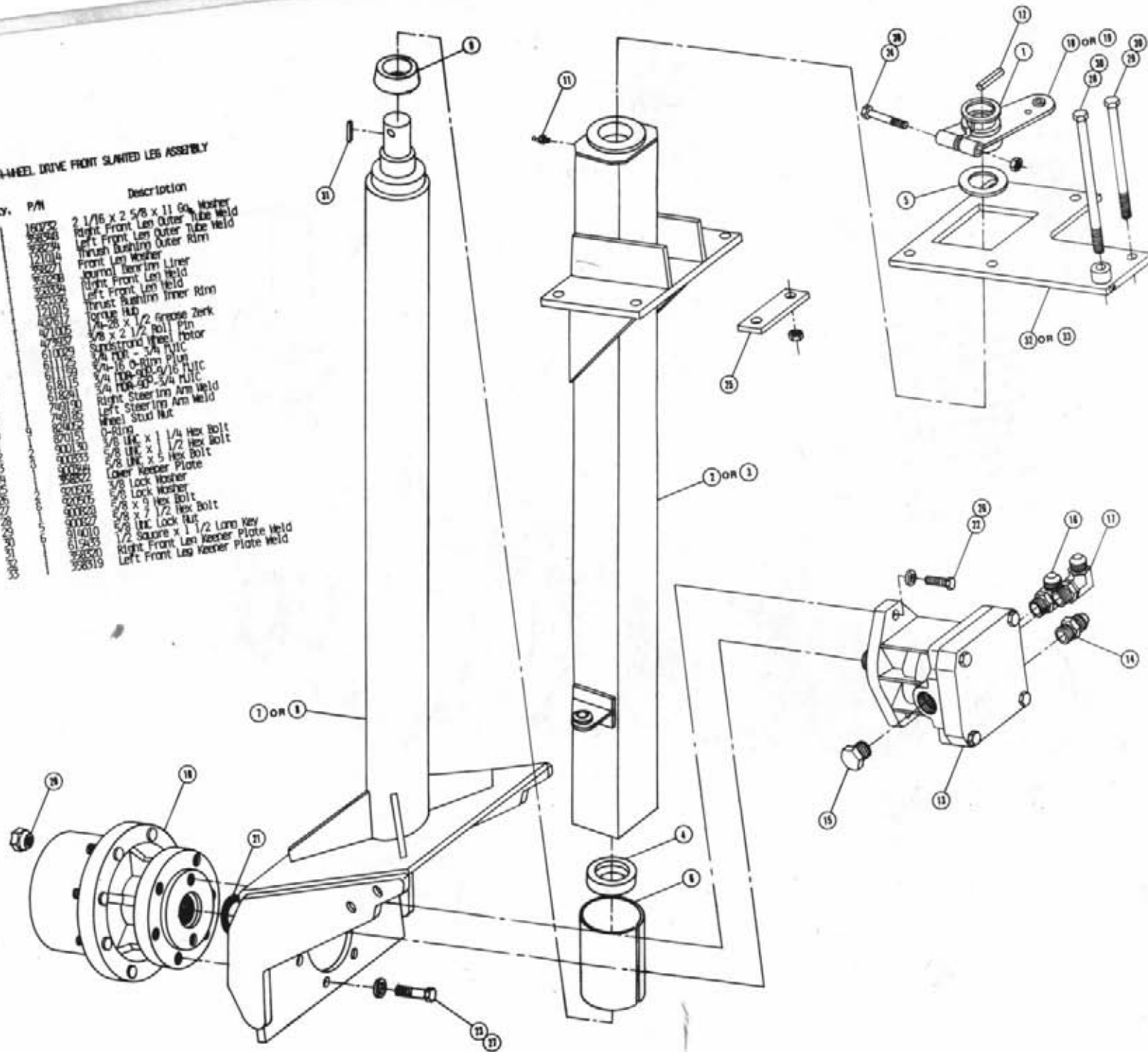


AIR CLEANER ASSEMBLY

Det.	Qty.	P/N	Description
1	1	314528	Air Cleaner
2	1	314529	Air Stock Cap
3	2	314536	Air Cleaner Band
4	1	314731	Air Cleaner Hose
5	2	520052	#52 Hose Clamp
6	1	314543	Air Cleaner Filter
7	4	900002	1/4 UNC x 3/4 Hex Bolt
8	4	914000	1/4 UNC Lock Nut
9	1	314427	Ton Bellows
10	1	520099	#10 Hose Clamp
11	1	314732	Air Intake Tube Weldment
12	1	659625	Rain Shield Weldment

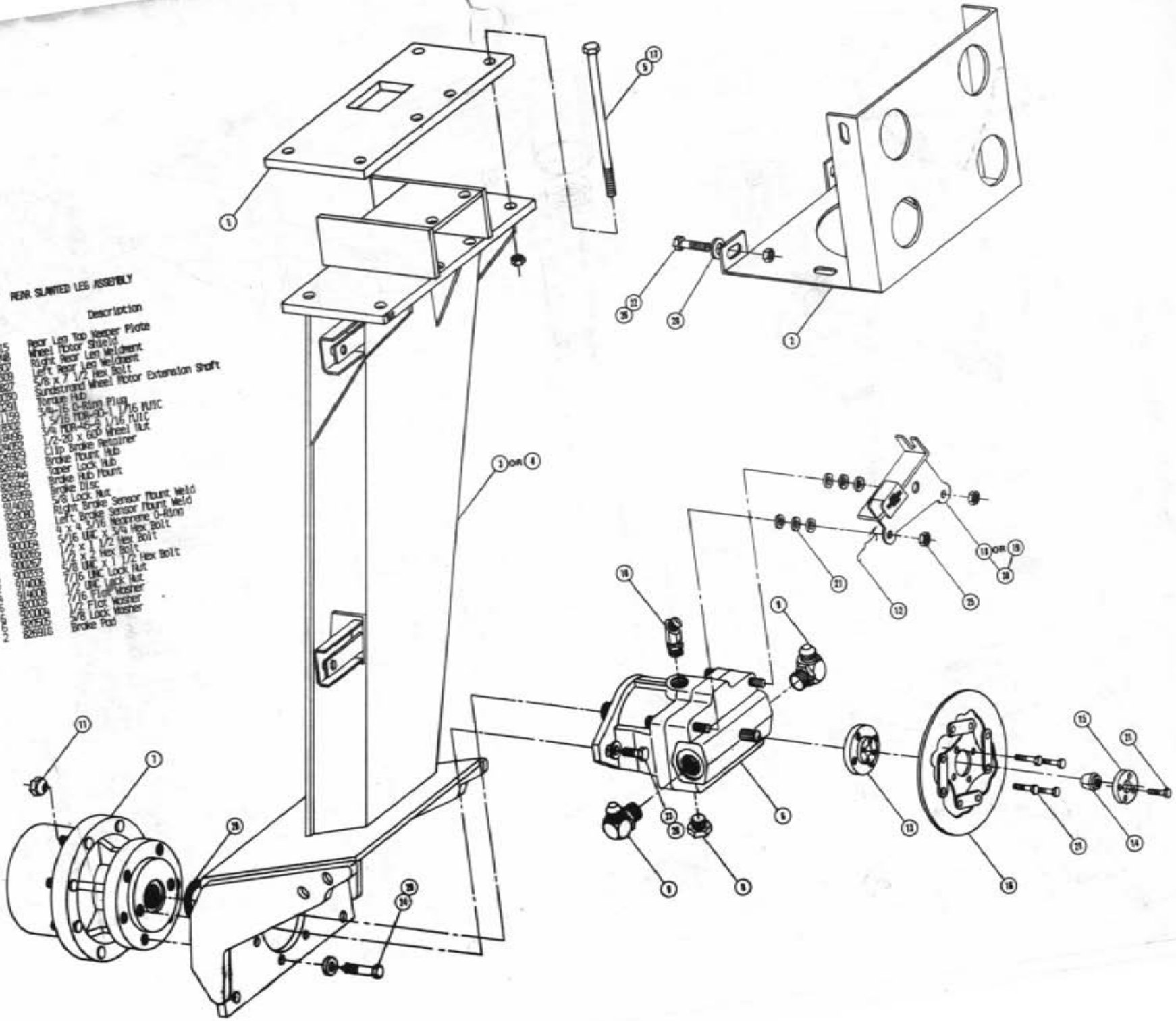
FOUR-WHEEL DRIVE FRONT SLANTED LEG ASSEMBLY

Det.	Qty.	P/N	Description
	2	161750	1 1/16 x 2 5/8 x 11 Gr. Washer
		992928	Right Front Leg Outer Tube Weld
		992929	Left Front Leg Outer Tube Weld
		121014	Thrust Bushing Outer Rim
		992927	Front Leg Washer
		992928	Journal Bearing Liner
		992934	Right Front Leg Weld
		992935	Left Front Leg Weld
		121015	Thrust Bushing Inner Rim
		426117	Grease Hub
		421016	1/4-28 x 1/2 Grease Zerk
		421017	5/8 x 2 1/2 Roll Pin
		421018	Substrand Wheel Motor
		610093	3/4 Roll - 3/4 FltC
		610094	3/4 Roll - 3/4 FltC
		610095	3/4 Roll - 3/4 FltC
		610096	3/4 Roll - 3/4 FltC
		610097	3/4 Roll - 3/4 FltC
		610098	3/4 Roll - 3/4 FltC
		610099	3/4 Roll - 3/4 FltC
		610100	Right Steering Arm Weld
		610101	Left Steering Arm Weld
		992936	Wheel Stud Nut
		992937	O-Ring
		900130	5/8 UNC x 1 1/4 Hex Bolt
		900131	5/8 UNC x 1 1/2 Hex Bolt
		900132	5/8 UNC x 5 Hex Bolt
		900133	Lock Washer
		900134	Lower Keeper Plate
		900135	5/8 Lock Washer
		900136	5/8 Lock Washer
		900137	5/8 x 9 Hex Bolt
		900138	5/8 x 7 1/2 Hex Bolt
		900139	5/8 UNC Lock Nut
		610102	1/2 Square x 1 1/2 Long Key
		610103	Right Front Leg Keeper Plate Weld
		610104	Left Front Leg Keeper Plate Weld



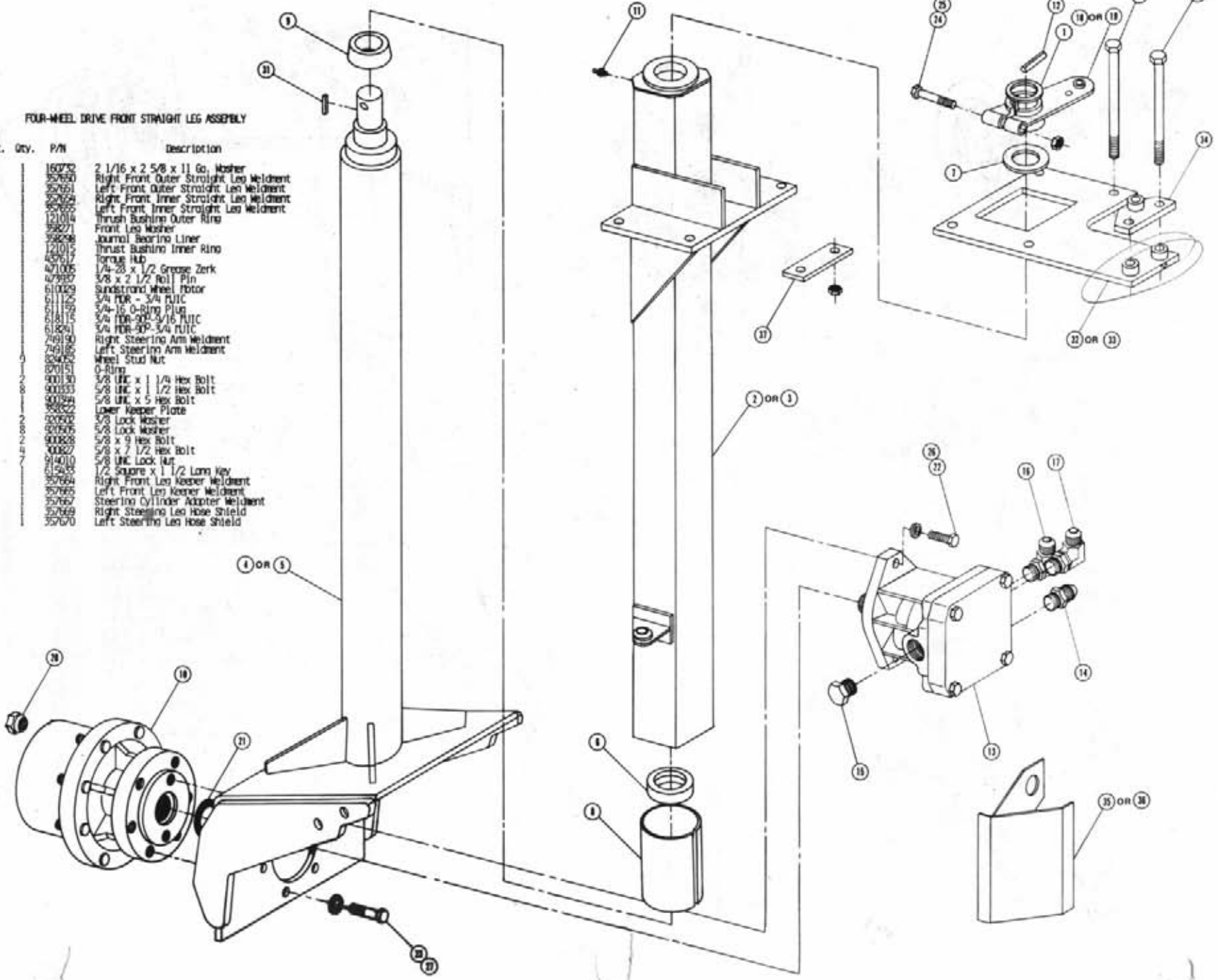
REAR SLANTED LEG ASSEMBLY

Det. Qty.	P/N	Description
	355015	Rear Leg Top Washer/Pivote
	355016	Wheel Motor Shield
	355017	Right Rear Leg Weldment
	355018	Left Rear Leg Weldment
	300827	5/8 x 1 1/2 Hex Bolt
	300830	Sundstrand Wheel Motor Extension Shaft
	300831	Storage Hub
	311231	3/4-16 O-Ring Plug
	311159	5/8-18 FDR-20-1 1/16 NUT
	318802	1/2-20 x 1 1/2 FULC
	318466	1/4 FDR-45-3 1/16 NUT
	304050	1/2-20 x 60 Wheel Nut
	305943	Clip Brake Retainer
	305944	Brake Mount Hub
	305945	Upper Lock Hub
	305946	Brake Hub Mount
	305947	Brake Disc
	314010	5/8 Lock Nut
	302080	Right Brake Sensor Mount Weld
	302079	Left Brake Sensor Mount Weld
	300155	4 x 4 3/16 Resinene O-Ring
	300054	5/16 UNC x 3/4 Hex Bolt
	300055	1/2 x 1 1/2 Hex Bolt
	300056	1/2 x 1 1/2 Hex Bolt
	300057	5/8 UNC x 1 1/2 Hex Bolt
	314008	7/16 UNC Lock Nut
	300004	7/16 Flat Washer
	300005	7/16 Flat Washer
	300006	5/8 Lock Washer
	300007	Brake Pad



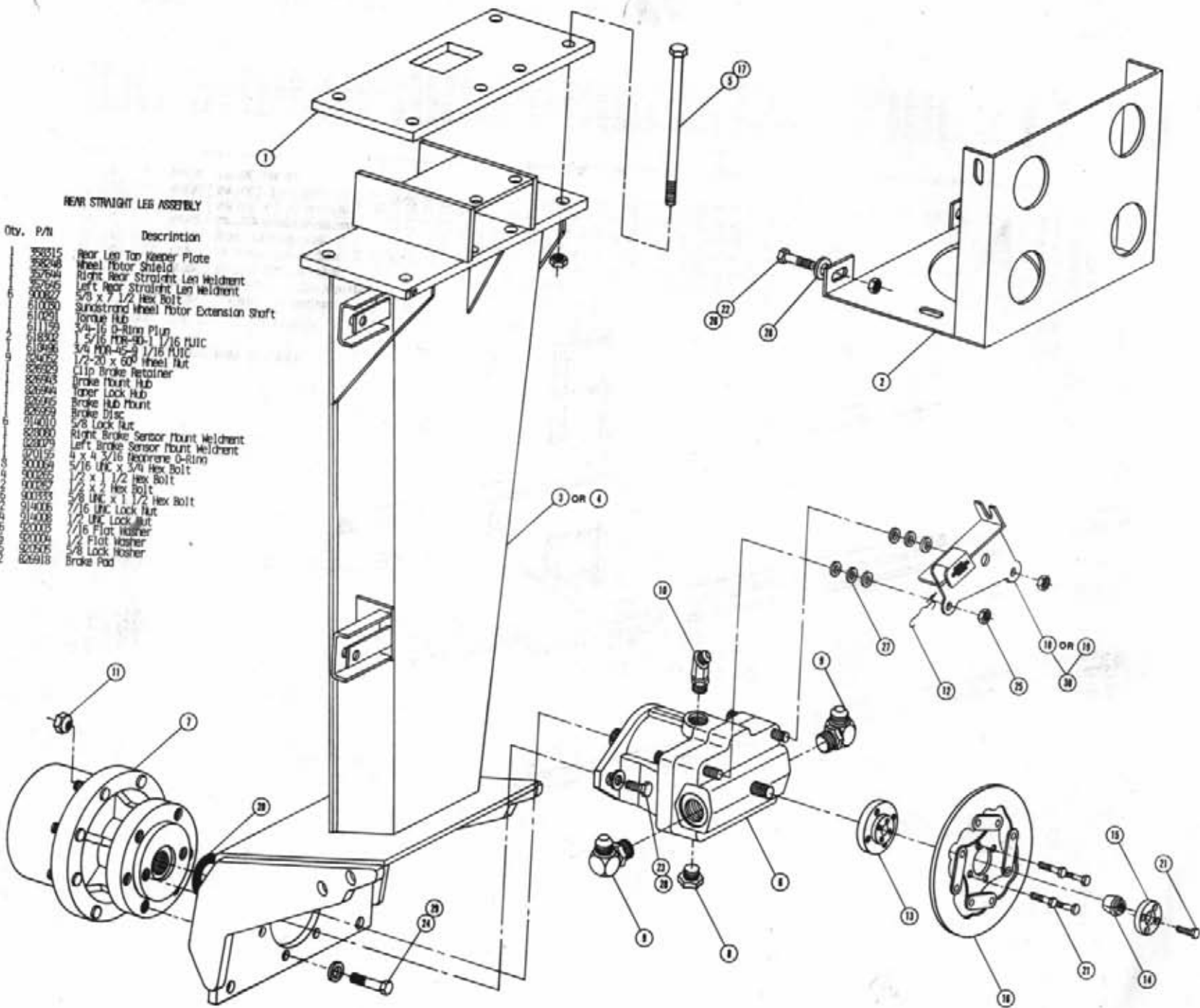
FOUR-WHEEL DRIVE FRONT STRAIGHT LEG ASSEMBLY

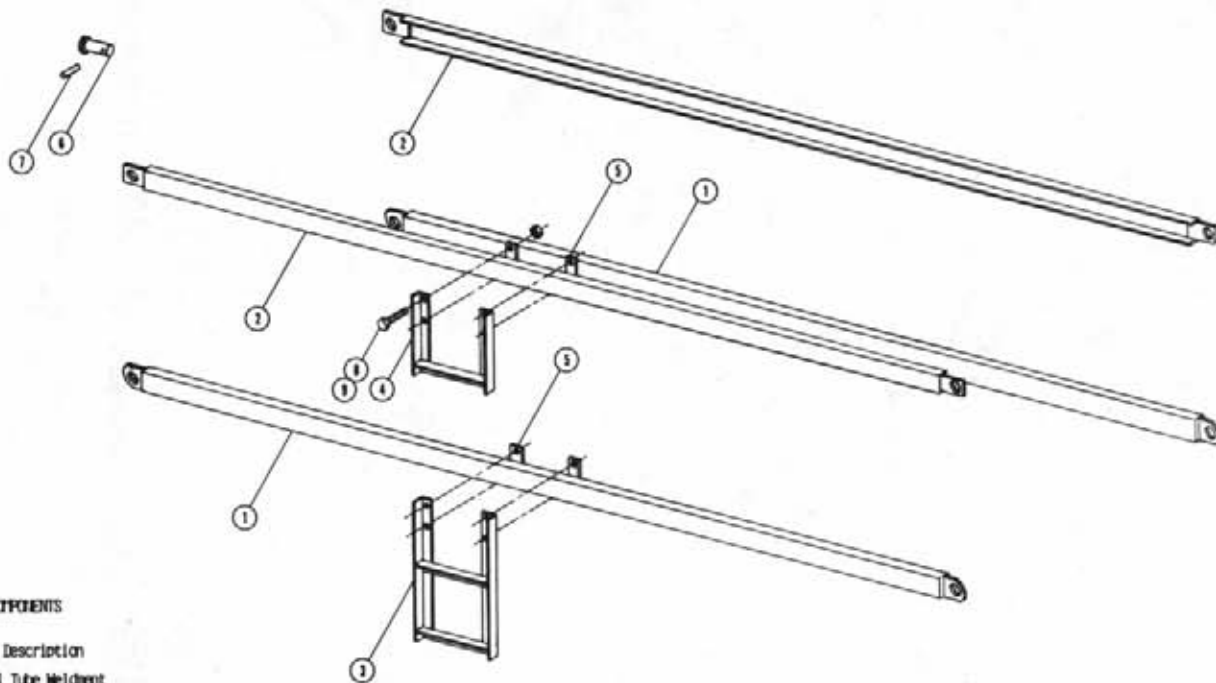
Qty.	P/N	Description
1	160732	2 1/16 x 2 5/8 x 11 Ga. Washer
1	357650	Right Front Outer Straight Leg Weldment
1	357651	Left Front Outer Straight Leg Weldment
1	357652	Right Front Inner Straight Leg Weldment
1	357653	Left Front Inner Straight Leg Weldment
1	121014	Thrust Bushing Outer Ring
1	356271	Front Leg Washer
1	356298	Journal Bearing Liner
1	121012	Thrust Bushing Inner Ring
1	437617	Torque Hub
1	421005	1/4-20 x 1/2 Grease Zerk
1	429987	3/8 x 2 1/2 Roll Pin
1	610029	Sundstrand Wheel Motor
1	611125	3/4 PDR - 3/4 P.U.C.
1	611159	3/4-16 O-Ring Plug
1	618115	3/4 PDR-90P-3/16 P.U.C.
1	618241	3/4 PDR-90P-3/4 P.U.C.
1	749190	Right Steering Arm Weldment
1	749185	Left Steering Arm Weldment
1	324052	Wheel Stud Nut
1	0-Ring	O-Ring
1	900130	3/8 UNC x 1 1/4 Hex Bolt
1	900333	5/8 UNC x 1 1/2 Hex Bolt
1	900394	5/8 UNC x 5 Hex Bolt
1	358322	Lower Keeper Plate
1	320502	3/8 Lock Washer
1	320505	5/8 Lock Washer
1	900828	5/8 x 9 Hex Bolt
1	900827	5/8 x 7 1/2 Hex Bolt
1	914010	5/8 UNC Lock Nut
1	615435	1/2 Square x 1 1/2 Long Key
1	357664	Right Front Leg Keeper Weldment
1	357665	Left Front Leg Keeper Weldment
1	357667	Steering Cylinder Adapter Weldment
1	357669	Right Steering Leg Hose Shield
1	357670	Left Steering Leg Hose Shield



REAR STRAIGHT LEG ASSEMBLY

Det.	Qty.	P/N	Description
1	1	858215	Rear Leg Top Keeper Plate
1	1	858248	Wheel Motor Shield
1	1	857644	Right Rear Straight Leg Weldment
1	1	857645	Left Rear Straight Leg Weldment
1	1	900627	5/8 x 7 1/2 Hex Bolt
1	1	610050	Sunstrand Wheel Motor Extension Shaft
1	1	611159	Torque Hub
1	1	611832	3/4-16 O-Ring Plug
1	1	619496	1 5/16 UNF-2B 1 1/16 Nut
1	1	624052	3/4 UNF-2B 1 1/16 Nut
1	1	826929	1/2-20 x 60 Wheel Nut
1	1	826943	Clip Brake Retainer
1	1	826944	Brake Mount Hub
1	1	826945	Taper Lock Hub
1	1	826946	Brake Hub Mount
1	1	826947	Brake Disc
1	1	826948	5/8 Lock Nut
1	1	826949	Brake Sensor Mount Weldment
1	1	826950	Left Brake Sensor Mount Weldment
1	1	900155	4 x 4 x 3/16 Rearframe O-Ring
1	1	900156	5/16 UNF x 3/4 Hex Bolt
1	1	900157	1/2 x 1 1/2 Hex Bolt
1	1	900158	1/2 x 2 Hex Bolt
1	1	900159	5/8 UNF x 1 1/2 Hex Bolt
1	1	914006	7/16 UNF Lock Nut
1	1	914007	1/2 UNF Lock Nut
1	1	920004	1/2 Flat Washer
1	1	920005	5/8 Flat Washer
1	1	920006	5/8 Lock Washer
1	1	826918	Brake Pad





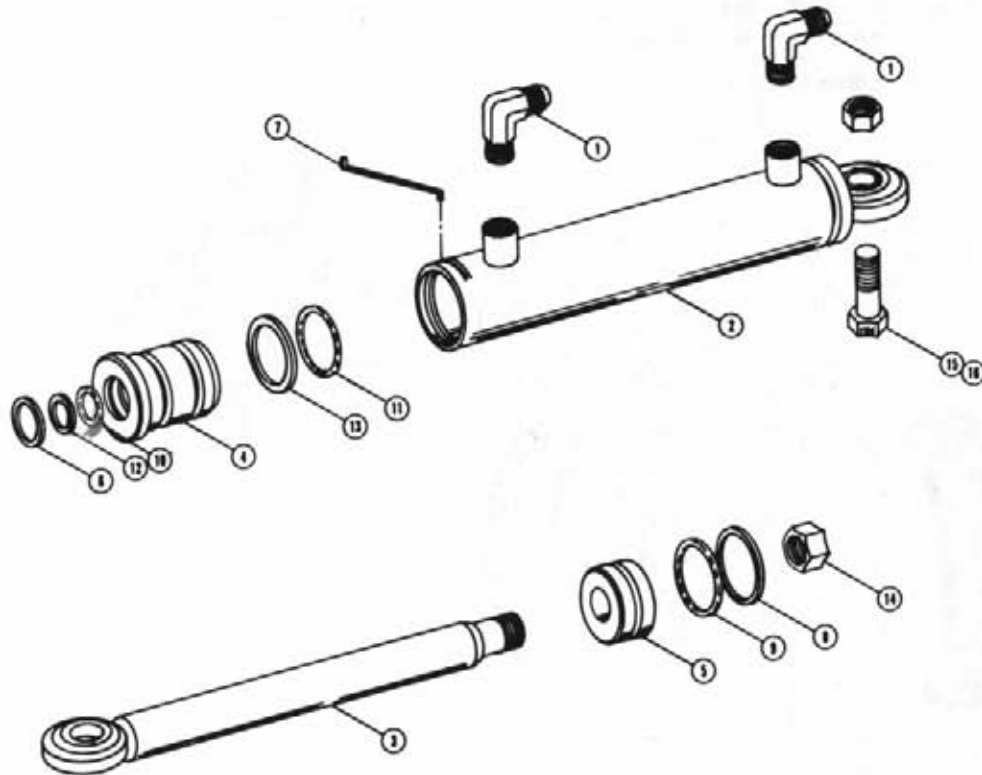
MISCELLANEOUS FRAME COMPONENTS

Det.	Qty.	P/N	Description
1	2	341099	Side Rail Tube Weldment
2	2	341311	Upper Side Rail Chan Weldment
3	1	360905	Two Step Ladder Weldment
4	1	360941	One Step Ladder Weldment
5	4	360442	Ladder Mounting Plate
6	1	361162	Carriage Pivot Pin Weldment
7	1	479857	3/8 Dia. x 2 1/2 Roll Pin
8	0	900136	3/8 UNC x 3 Hex Bolt
9	8	914004	3/8 UNC Lock Nut



TIRE AND WHEEL ASSEMBLY

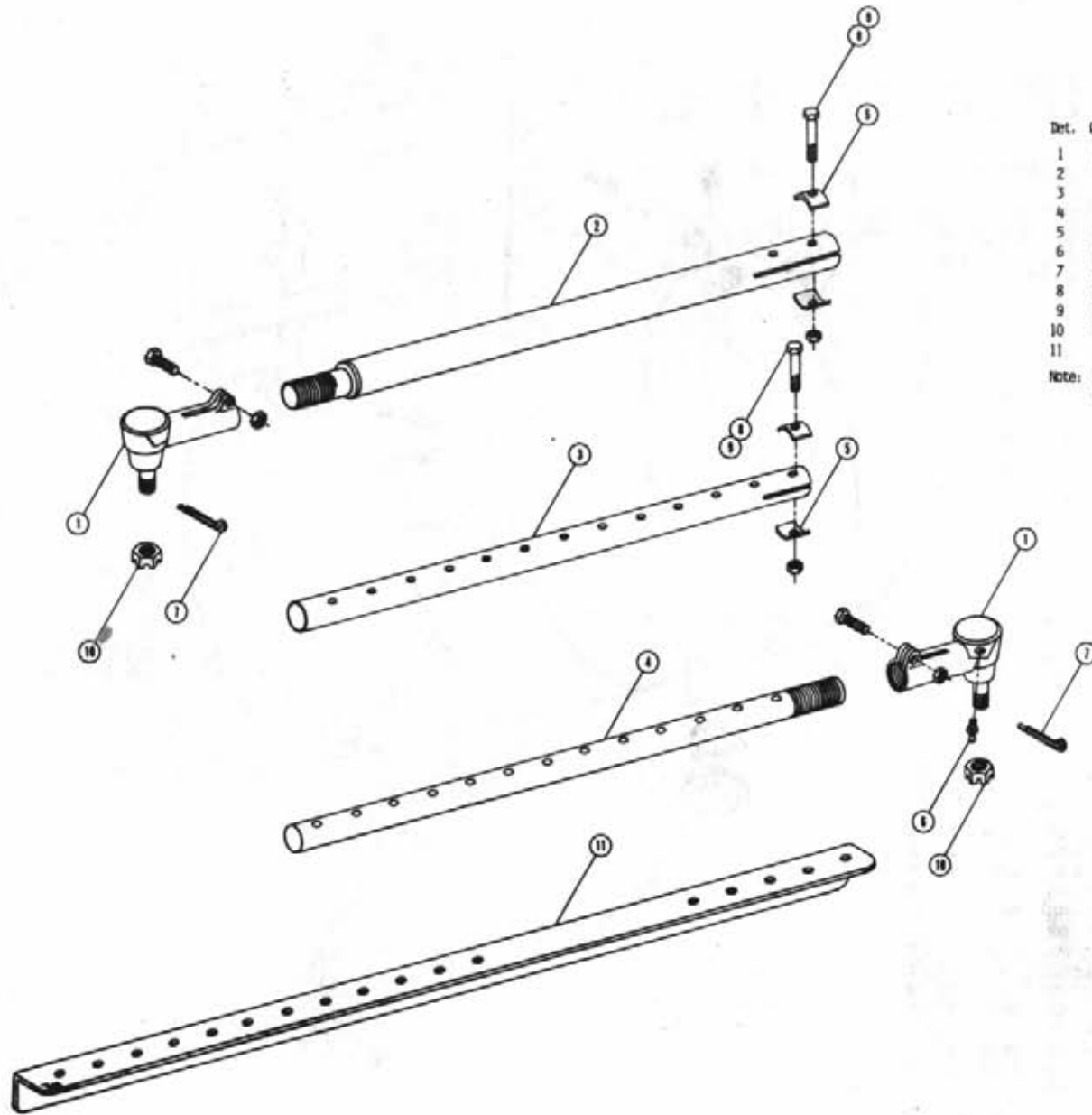
Det.	Qty.	P/N	Description
1	1	820201	11.2 x 24 Tractor Tire
2	1	820500	Wheel Weldment
3	1	650985	Wheel Bolt Torque Decal



STEERING CYLINDER ASSEMBLY

Det.	Qty.	P/N	Description
	2	611122	1/4 NPT-90-9/16 Male Elbow
		620146	Steering Cylinder Tube Weld
		620148	Steering Cylinder Shaft Weld
		620221	Bearing
		620222	Piston
		620228	Wiper
		620529	Lock Ring
		625616	Piston Seal
		800025	1 3/16 x 1 5/16 O-Ring
		800210	3/4 x 1 Neoprene O-Ring
		800218	1 1/4 x 1 1/2 Neoprene O-Ring
		890210	3/4 x 1 Back-Up Washer
		890218	1 1/4 x 1 1/2 Back-Up Washer
		914009	1/2 UNF Lock Nut
		900337	5/8 UNC x 2 3/4 Hex Bolt
		914010	5/8 UNC Lock Nut

Note: Cylinder Assembly With Fittings - 620146



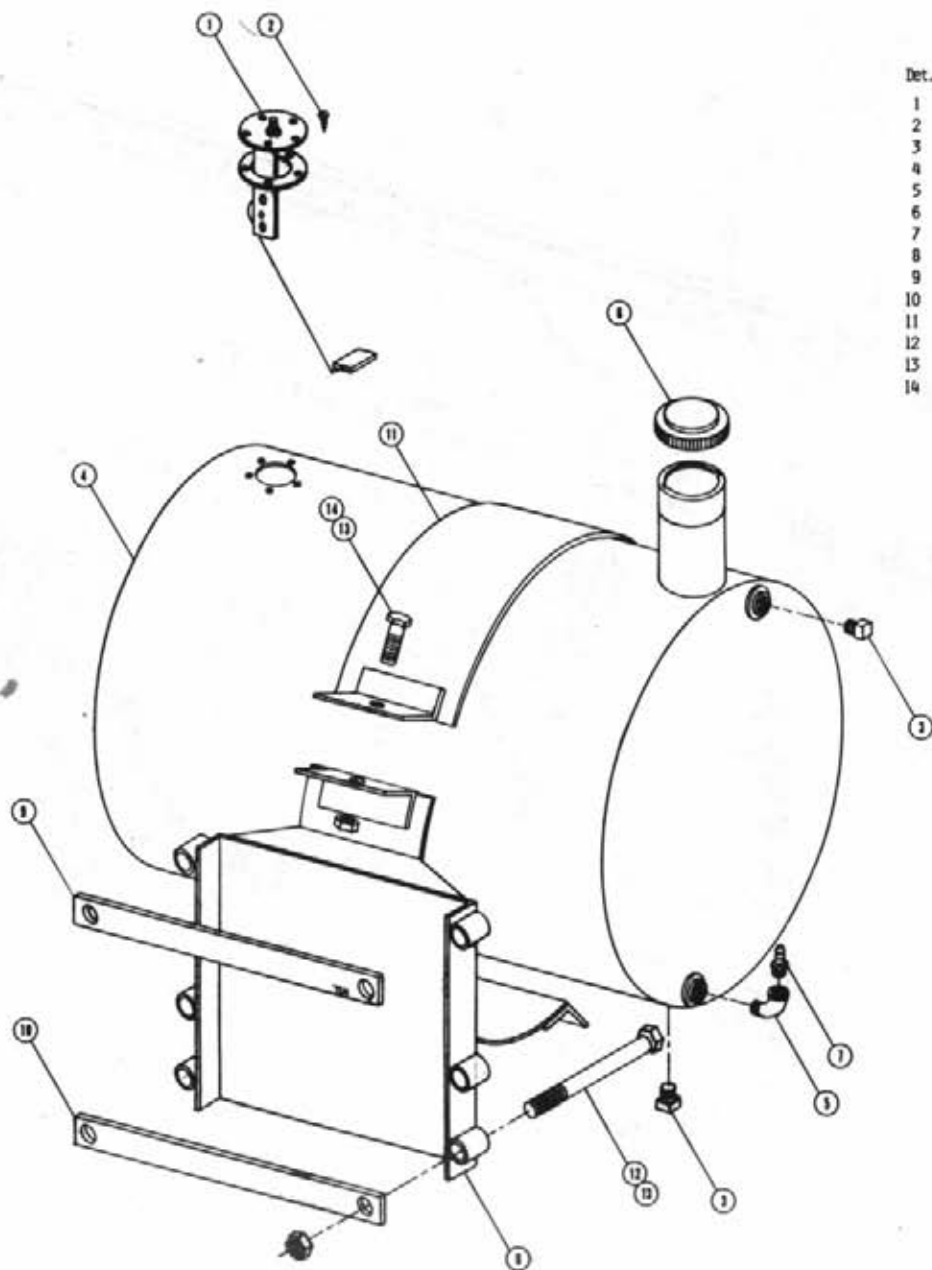
TIE ROD ASSEMBLY

Det.	Qty.	P/N	Description
1	2	749156	Female Socket Assembly
2	1	749205	Tie Rod Outer Tube Weldment
3	1	749206	Tie Rod Inner Tube
4	1	749207	Tie Rod Inner Shaft
5	4	749208	Tie Rod Clamp
6	2	471021	Grease Zerk
7	2	470032	1/8 x 1 1/2 Cotter Pin
8	2	900135	3/8 UNC x 2 5/4 Hex Bolt
9	2	914004	3/8 UNC Lock Nut
10	2	822040	5/8 UNF Slotted Hex Nut
11	1	749214	Tie Rod Stiffener Angle

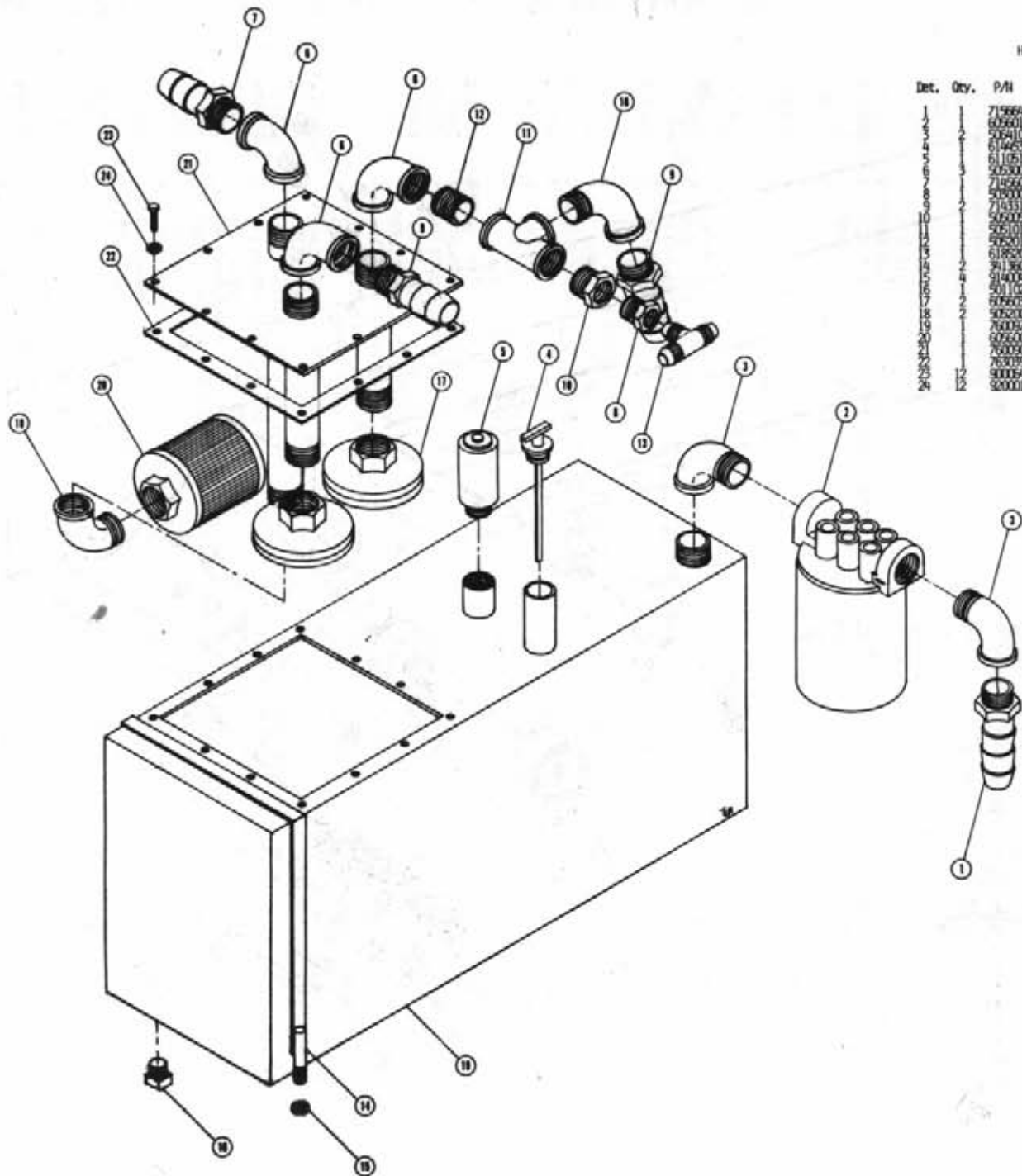
Note: For straight legs item 3 is replaced with P/N 749442.

FUEL TANK ASSEMBLY

Det.	Qty.	P/N	Description
1	1	291428	Fuel Sender
2	5	429902	#8 x 1/2 Pan Head Screw
3	2	501102	1/4 Pipe Plug
4	1	760430	Fuel Tank Weldment
5	1	501460	1/4 NPT - 90° Street Elbow
6	1	761200	Gas Cap
7	1	783905	1/4 NPT x 5/16 Hose Barb
8	1	760432	Fuel Tank Mount Weldment
9	1	760439	Upper Fuel Tank Mount Keeper
10	1	760440	Lower Fuel Tank Mount Keeper
11	1	760441	Fuel Tank Mounting Strap Weldment
12	4	900279	1/2 UNC x 6 1/2 Hex Bolt
13	6	914008	1/2 UNC Lock Nut
14	2	900270	1/2 UNC x 3 Hex Bolt



HYDRAULIC TANK ASSEMBLY



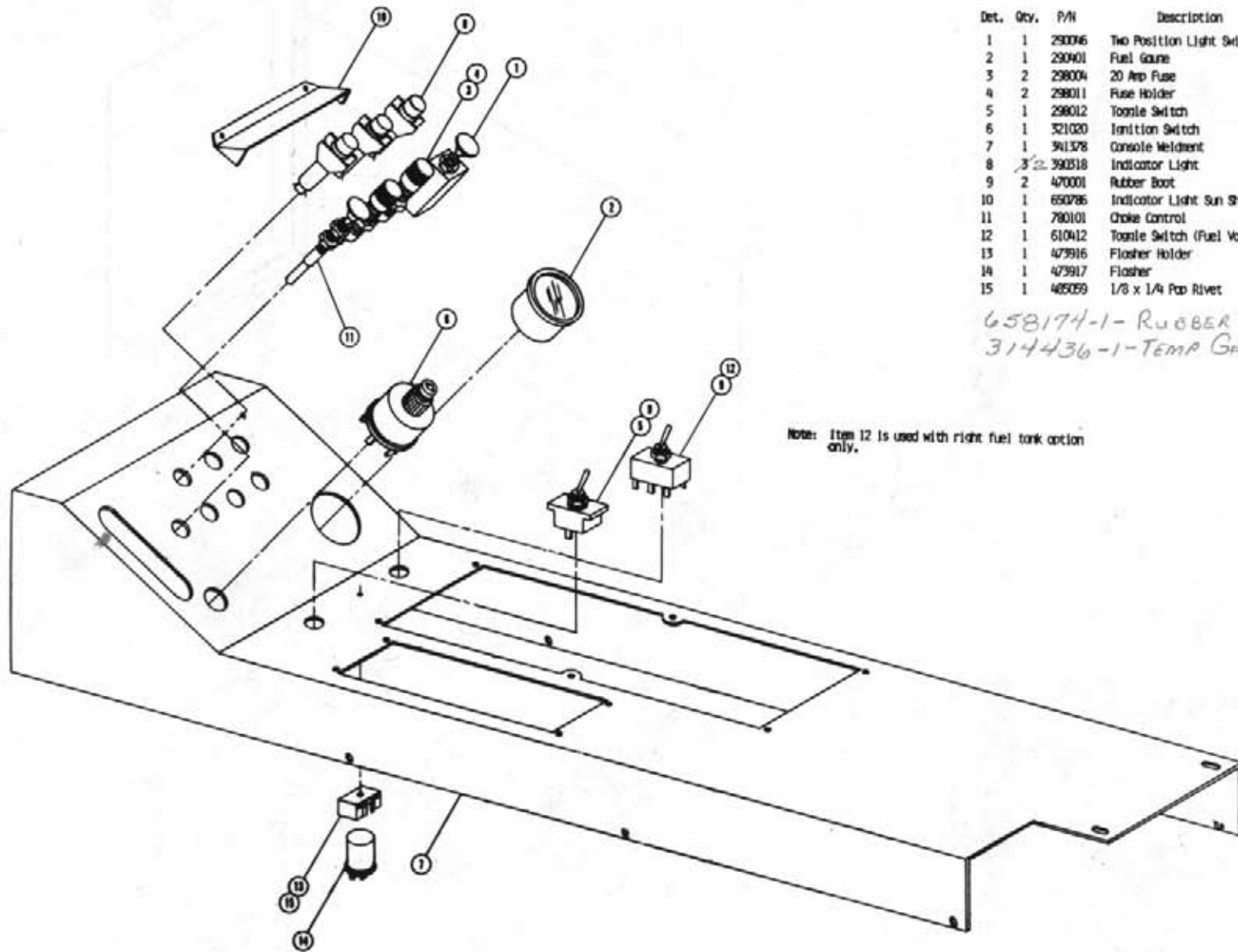
Det.	Qty.	P/N	Description
1	1	719669	1 1/4" NPT x 1" Hose Barb
2	1	605601	Green Filter
3	1	505410	1 1/4" NPT-90° Street Elbow
4	1	614628	Oil Dip Stick
5	1	611051	Pressure Cap
6	1	505800	1" NPT-90° Elbow
7	1	714560	1" NPT x 1" Hose Barb
8	1	505000	1/2" to 1/4" Reducer Bushing
9	1	714331	1" NPT x 3/4" Hose Barb
10	1	505005	to 1/2" Reducer Bushing
11	1	505101	Pipe Tee
12	1	505201	Wipole
13	1	618520	1/4" NPT - 9/16" NPT Tee
14	1	911860	Oil Tank Strap Weldment
15	1	914004	1/2" Lock Nut
16	1	501102	1/4" NPT Pipe Plug
17	1	605603	Line Diffuser
18	1	505200	1" NPT-90° Street Elbow
19	1	760097	Hydraulic Oil Tank Weld
20	1	605600	Hydram Filter
21	1	760090	Receiver Plate Weldment
22	1	763099	Hydraulic Motor Mounting Plate Gasket
23	1	900059	5/16 x 3/4 Bolt
24	1	920001	5/16 SAE Flat Washer

CONSOLE ASSEMBLY

Det.	Qty.	P/N	Description
1	1	290046	Two Position Light Switch
2	1	290401	Fuel Gauge
3	2	298004	20 Amp Fuse
4	2	298011	Fuse Holder
5	1	298012	Toonie Switch
6	1	321020	Ignition Switch
7	1	341378	Console Weldment
8	3/2	390318	Indicator Light
9	2	470001	Rubber Boot
10	1	650786	Indicator Light Sun Shield
11	1	780101	Choke Control
12	1	610412	Toonie Switch (Fuel Valve)
13	1	473916	Flasher Holder
14	1	473917	Flasher
15	1	485059	1/8 x 1/4 Pop Rivet

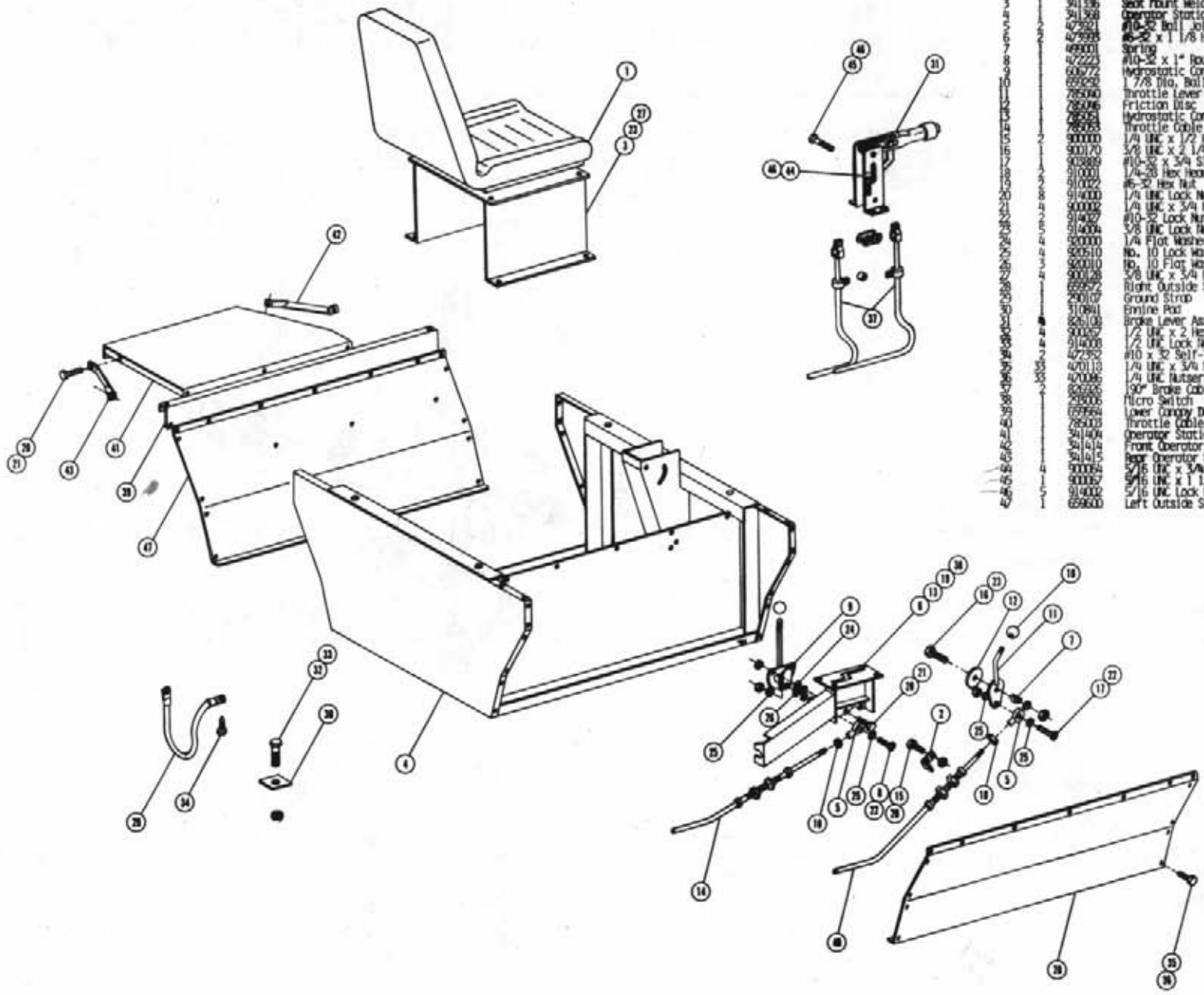
658174-1- RUBBER PLUG
314436-1-TEMP GA.

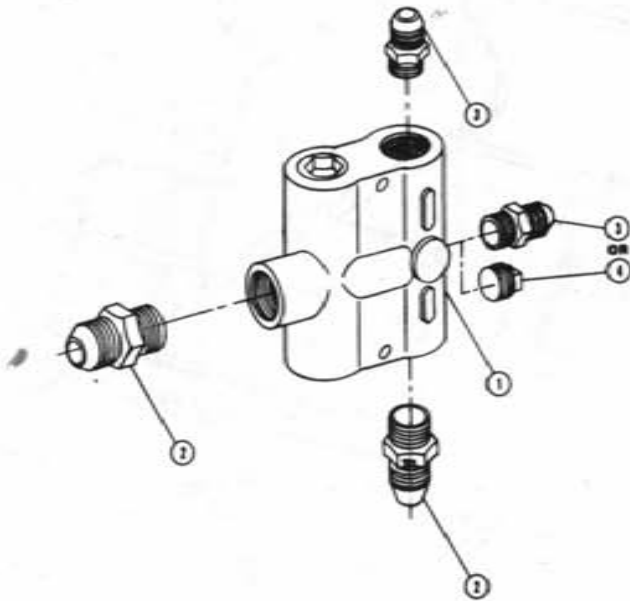
Note: Item 12 is used with right fuel tank option only.



OPERATOR STATION ASSEMBLY

Det.	Qty.	P/N	Description
1	1	530002	Seat
2	1	941088	Console Throttle Cable Mount Ankle
3	1	941336	Seat Mount Weldment
4	1	941369	Operator Station Weldment
5	1	473921	#10-32 Ball Joint
6	1	473995	#6-32 x 1 1/8 Hex Head Machine Screw
7	1	499001	Spring
8	1	472223	#10-32 x 1" Round Head Machine Screw
9	1	605722	Hydrostatic Control Head
10	1	692292	1/78 Dia. Ball Knob
11	1	785060	Throttle Lever Weldment
12	1	785066	Friction Disc
13	1	785051	Hydrostatic Control Mount Weldment
14	1	785053	Throttle Cable 95"
15	2	900000	1/4 UNC x 1/2 Hex Bolt
16	1	900170	3/8 UNC x 2 1/4 Hex Bolt
17	1	903889	#10-32 x 5/4 Slotted Round Head Machine Screw
18	1	910001	1/4-28 Hex Head Nut
19	1	910022	#6-32 Hex Nut
20	1	914000	1/4 UNC Lock Nut
21	1	900002	1/4 UNC x 3/4 Hex Bolt
22	1	914027	#10-32 Lock Nut
23	1	914004	3/8 UNC Lock Nut
24	1	920000	1/4 Flat Washer
25	1	920510	No. 10 Lock Washer
26	1	920010	No. 10 Flat Washer
27	1	900128	5/8 UNC x 3/4 Hex Bolt
28	1	699272	Right Outside Station Panel
29	1	290107	Ground Strap
30	1	310841	Engine Pad
31	1	325109	Brake Lever Assembly
32	1	900057	1/2 UNC x 2 Hex Bolt
33	1	914008	1/2 UNC Lock Nut
34	2	427392	#10 x 32 Self-Tapping Screw
35	1	420113	1/4 UNC x 3/4 Flanged Hex Bolt
36	1	420086	1/4 UNC Nutsert
37	1	823235	90° Brake Cable
38	1	239006	Micro Switch
39	1	699564	Lower Canopy Deflector
40	1	785003	Throttle Cable 112"
41	1	941404	Operator Station Step Weldment
42	1	941414	Frame Operator Station Step Brace
43	1	941415	Rear Operator Station Step Brace
44	1	900064	5/16 UNC x 3/4 Hex Bolt
45	1	900057	5/16 UNC x 1 1/2 Hex Bolt
46	1	914002	5/16 UNC Lock Nut
47	1	699600	Left Outside Station Panel



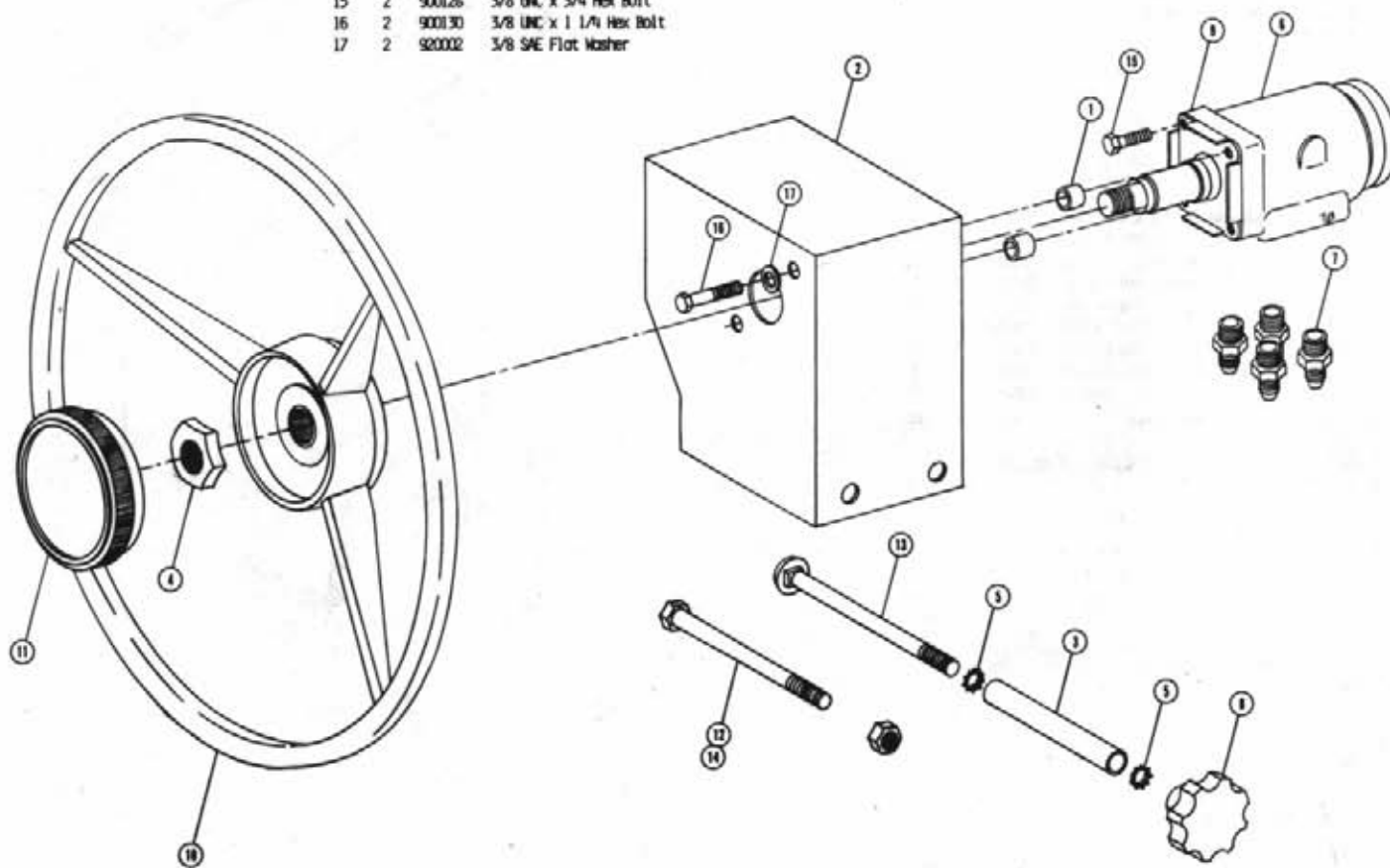


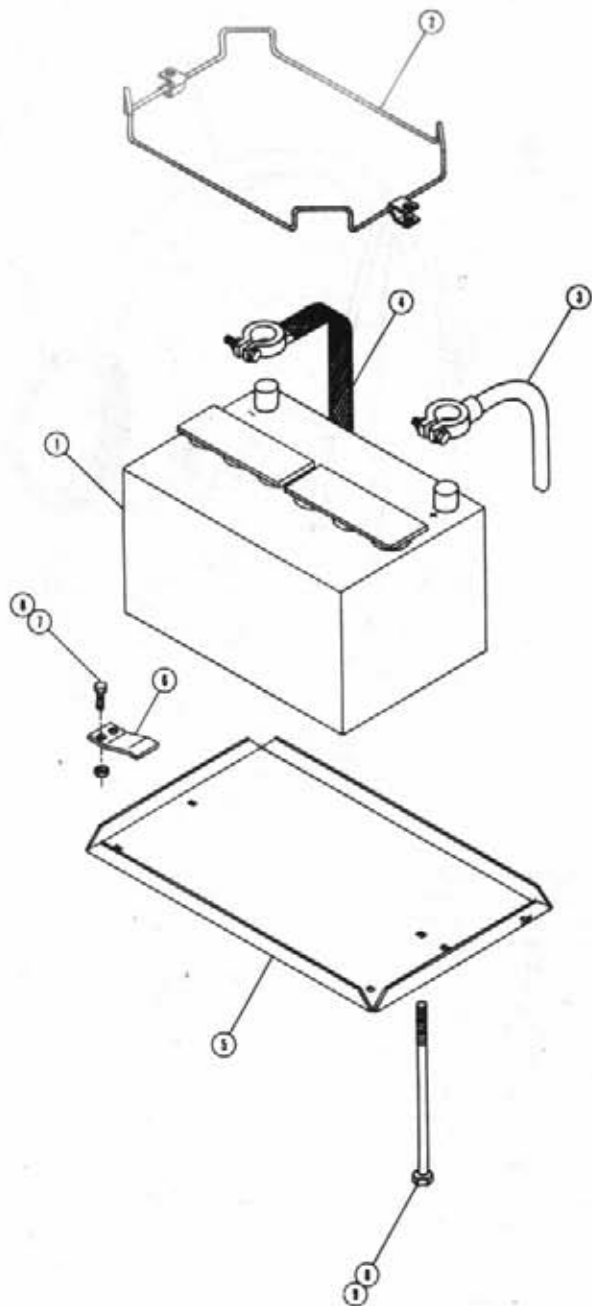
FLOW DIVIDER ASSEMBLY

Det.	Qty.	P/N	Description
1	1	607500	80653 Flow Divider
2	2	610800	3/4 NPT x 3/4 PLUC
3	2	618011	3/8 NPT x 9/16 PLUC
4	1	502800	3/8 Pipe Plug

STEERING WHEEL ASSEMBLY

Qty.	Qty.	P/N	Description
1	2	200694	Spacer
2	1	340633	Steering Column Cover Weldment
3	1	341202	Steering Column Spacer Tube
4	1	471018	Steering Wheel Nut
5	2	470123	Star Washer
6	1	610518	Steering Flotor
7	4	618109	3/4 PDR x 9/16 PLIC
8	1	742502	Steering Adjustment Knob
9	1	749178	Steering Column
10	1	749192	Steering Wheel
11	1	749195	Steering Wheel Cap
12	1	900277	1/2 UNC x 5 1/2 Hex Bolt
13	1	901276	1/2 UNC x 5 Carriage Bolt
14	1	914008	1/2 UNC Lock Nut
15	2	900128	3/8 UNC x 3/4 Hex Bolt
16	2	900130	3/8 UNC x 1 1/4 Hex Bolt
17	2	920002	3/8 SAE Flat Washer



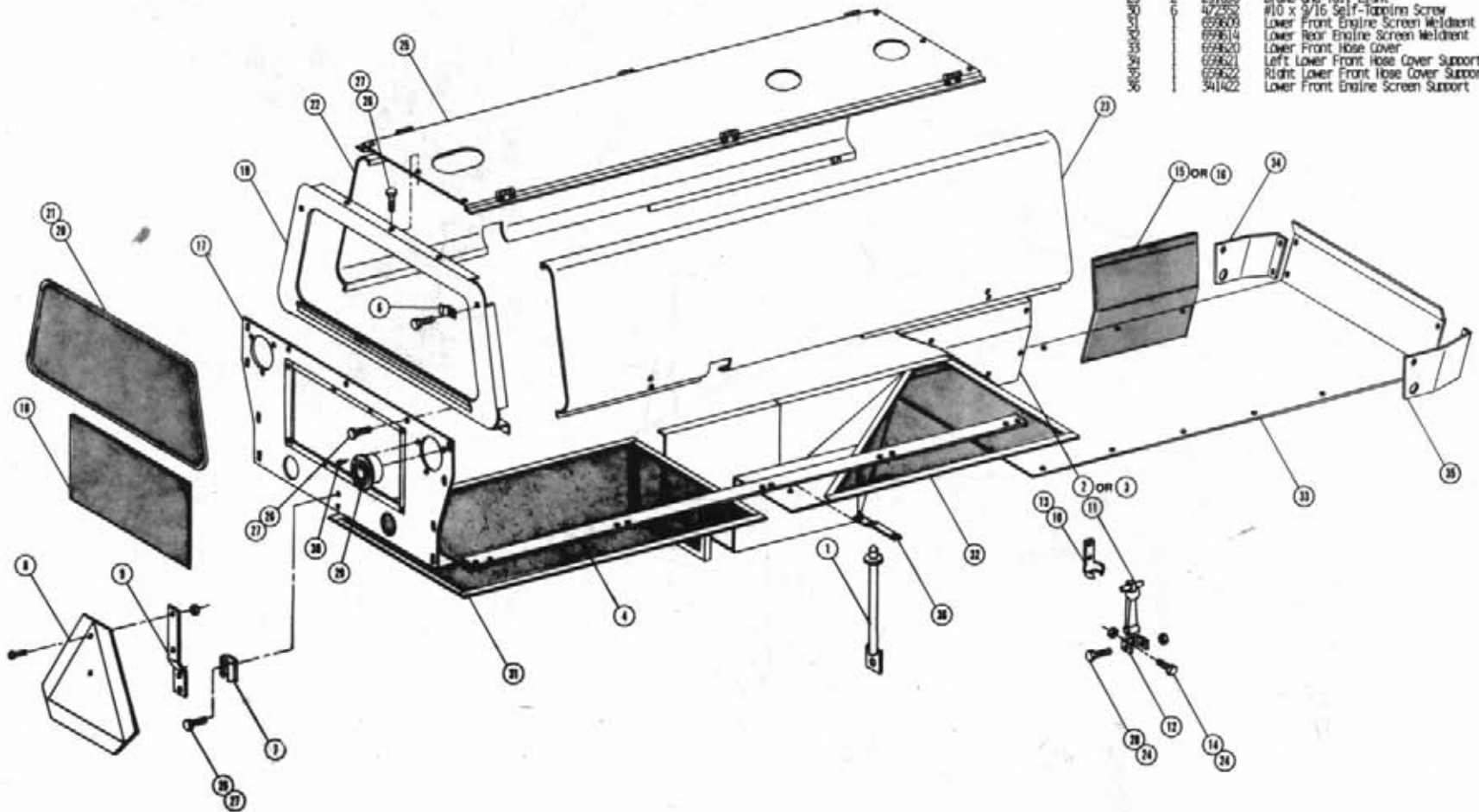


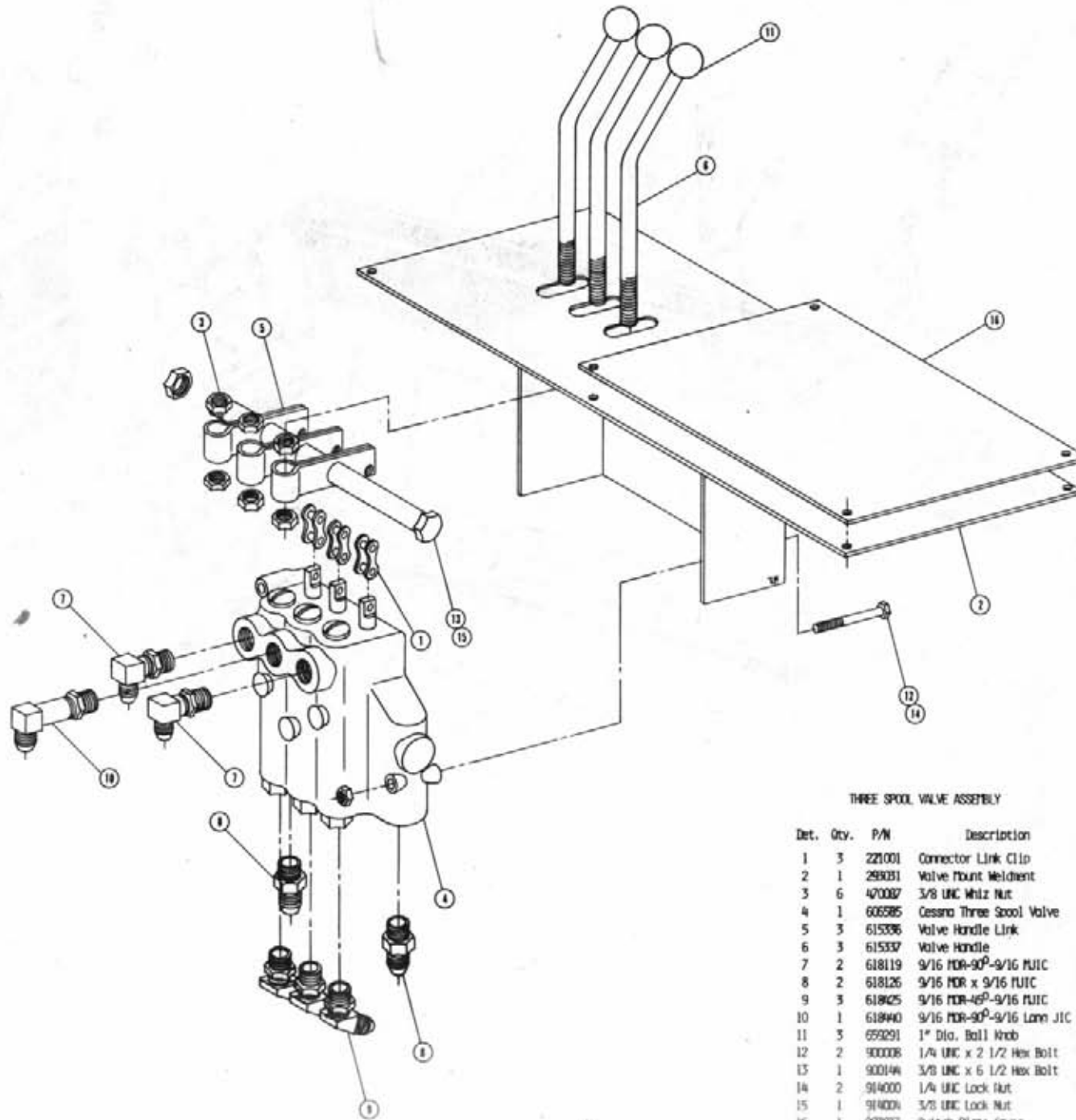
BATTERY BOX ASSEMBLY

Det.	Qty.	P/N	Description
1	1	290013	Battery
2	1	290212	Battery Hold Down w/Clamps
3	1	291128	Battery Cable 48"
4	1	290111	Ground Strap
5	1	361149	Battery Box
6	1	361192	Battery Box Support
7	2	900129	3/8 UNC x 1" Hex Bolt
8	4	914004	3/8 UNC Lock Nut
9	2	901148	3/8 UNC x 8 1/2 Carriage Bolt

SHEET METAL ASSEMBLY

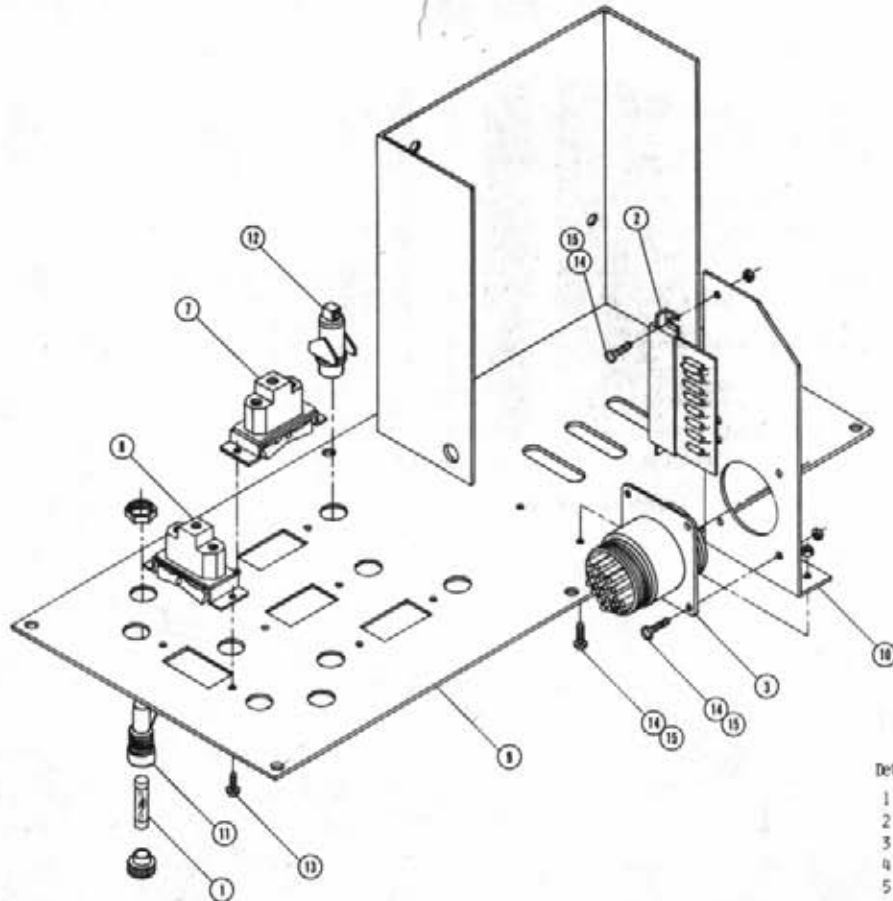
Det.	Qty.	P/N	Description
1	2	341395	Engine Hood Prop Weldment
2	1	341362	Left Side Plate Extension
3	1	341363	Right Side Plate Extension
4	2	341395	Screen Side Weldment
5	2	470086	1/4 UNC Nutsert
6	1	470151	Upper Rear Panel Screen Clip
7	1	472251	Mounting Socket
8	1	472249	Slow Firing Vehicle Sign
9	1	472250	Sign Mounting Bracket
10	4	656970	Rubber Hook Bracket
11	4	656988	Rubber Hook
12	4	656999	Rubber Hook Anchor Bracket
13	4	485053	5/16 x 3/8 Pop Rivet
14	4	900002	1/4 x 3/4 Hex Bolt
15	1	656960	Left Side Screen
16	1	656961	Right Side Screen
17	1	656968	Lower Back Panel Weldment
18	1	656971	Lower Rear Panel Screen
19	1	656975	Upper Rear Panel Weldment
20	1	656978	Upper Rear Panel Screen
21	1	192016	Jiffy Trim
22	1	656982	Left Engine Hood
23	1	656988	Right Engine Hood
24	8	914000	1/4 UNC Lock Nut
25	1	656990	Nullion Weldment
26	45	470118	1/4 UNC x 3/4 Flanged Hex Bolt
27	38	470121	1/4-20 Flanged Nut
28	4	900005	1/4 UNC x 1 1/2 Hex Bolt
29	1	291036	Brake and Tail Light
30	2	472252	#10 x 9/16 Self-Tapping Screw
31	1	656969	Lower Front Engine Screen Weldment
32	1	656964	Lower Rear Engine Screen Weldment
33	1	656920	Lower Front Hose Cover
34	1	656921	Left Lower Front Hose Cover Support
35	1	656922	Right Lower Front Hose Cover Support
36	1	341422	Lower Front Engine Screen Support





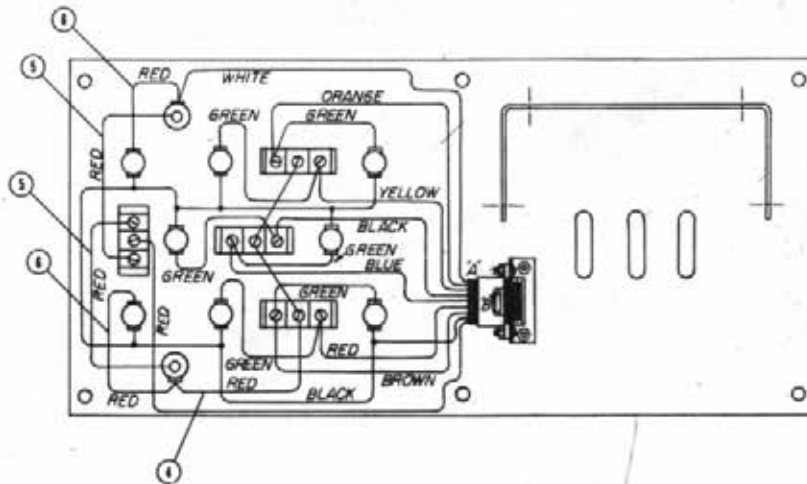
THREE SPOOL VALVE ASSEMBLY

Det.	Qty.	P/N	Description
1	3	221001	Connector Link Clip
2	1	299031	Valve Mount Weldment
3	6	470087	3/8 UNC Whitz Nut
4	1	606585	Cesaro Three Spool Valve
5	3	615336	Valve Handle Link
6	3	615337	Valve Handle
7	2	618119	9/16 NDR-90°-9/16 PLIC
8	2	618126	9/16 NDR x 9/16 PLIC
9	3	618125	9/16 NDR-45°-9/16 PLIC
10	1	618140	9/16 NDR-90°-9/16 Lann JIC
11	3	659291	1" Dia. Ball Knob
12	2	900008	1/4 UNC x 2 1/2 Hex Bolt
13	1	900146	3/8 UNC x 6 1/2 Hex Bolt
14	2	914000	1/4 UNC Lock Nut
15	1	914001	3/8 UNC Lock Nut
16	1	299033	Switch Plate Cover

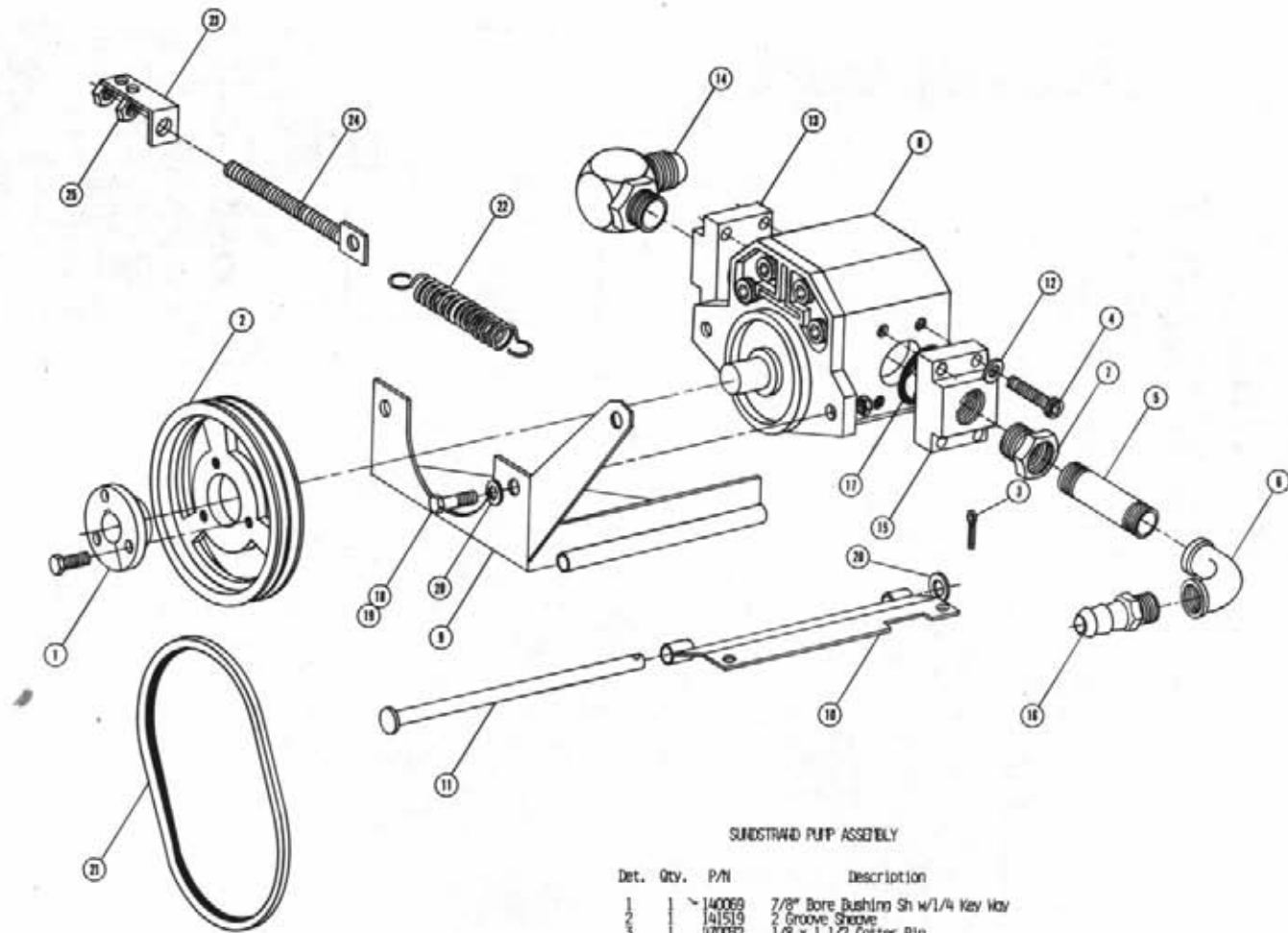


TASSELROL COVER ASSEMBLY

Det.	Qty.	P/N	Description
1	2	291602	10 Amp Fuse
2	1	293005	Diode Circuit Board
3	1	293007	Control Box Wire Harness
4	1	293011	Manual Switch Harness
5	2	293012	Wire, Fuse to Switch
6	2	293019	Wire, Fuse to Light
7	3	293025	Manual Switch
8	1	293026	Auto and Manual Switch
9	1	293031	Switch Plate Weldment
10	1	293034	Circuit Board Mount
11	2	293011	Fuse Holder
12	8	390318	Indicator Light
13	8	903804	6-32 x 1/4 Slotted Round Head Screw
14	8	903812	6-32 x 1/2 Slotted Round Head Screw
15	8	910022	6-32 Hex Nut

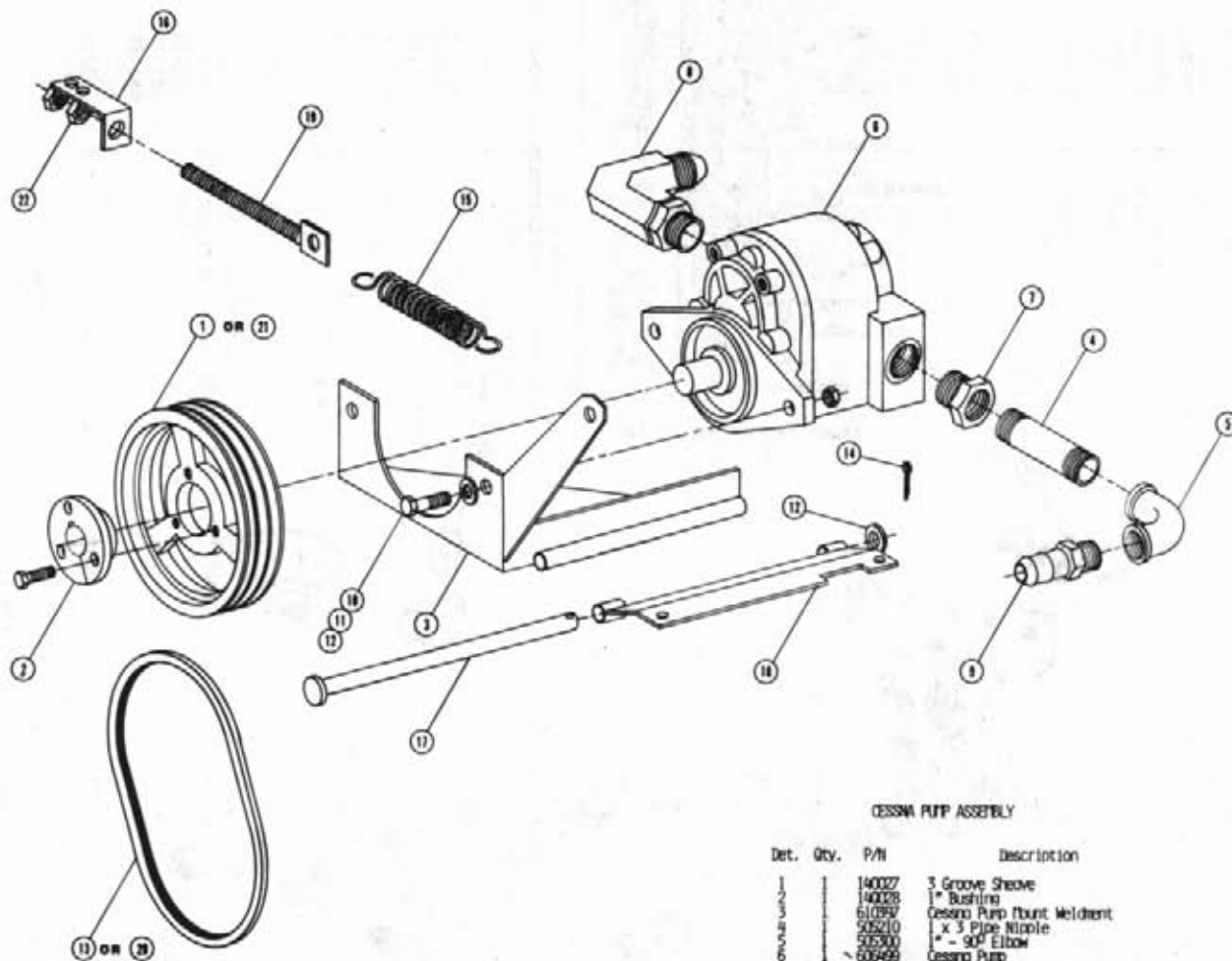


Note: The diagram to the left shows how the components are connected to each other through connector "A". Wires that connect circuit board "B" to connector "A" are not shown.



SUNDSTRAND PUMP ASSEMBLY

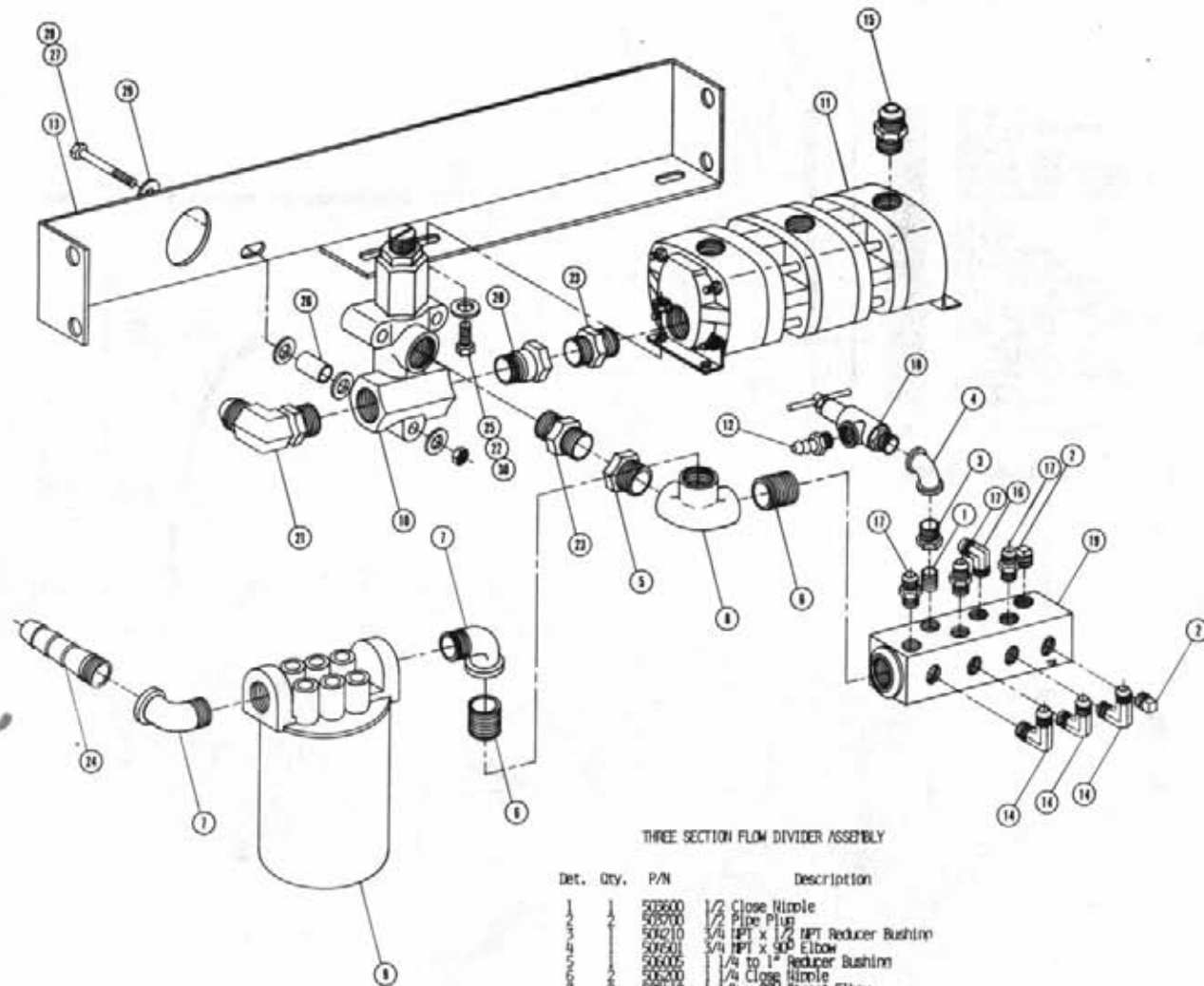
Det.	Qty.	P/N	Description
1	1	140069	7/8" Bore Bushing Sh w/1/4 Key Way
2	1	141519	2 Groove Sheave
3	1	470032	1/8 x 1 1/2 Cotter Pin
4	8	422210	3/8 UNC x 1 3/4 Cap Screw
5	1	505210	1 x 3 Pipe Nipple
6	1	505300	1 x 90° Elbow
7	1	506005	1/4 to 1 Reducer Bushing
8	1	610988	Sundstrand Gear Pump
9	1	610997	Pump Mount Weldment
10	1	610402	Pump Mount Hinge Weldment
11	1	610405	Hinge Pin Weldment
12	1	618167	Lock Washers
13	8	618176	4 Bolt Flange x 1 5/16 O-Ring
14	1	618178	5/16 FOM-90°-1 5/16 FOM
15	1	618950	1/4 - 4 Bolt Flange x 1 1/4 NPTF
16	1	715511	1 NPTF x 1 1/4 Hose Barb
17	1	870219	5/16 x 1 9/16 Neoprene O-Ring
18	1	900355	1/2 x 1 1/2 Hex Bolt
19	1	914008	1/2 UNC Lock Nut
20	1	920004	1/2 Flat Washer
21	1	141010	3/4 S Belt
22	1	453010	Spring
23	1	610613	Spring Tightener Bracket
24	1	410052	Spring Hook Bolt
25	2	910008	1/2 UNC Nut



Note: Items 20 and 21 are used with eight-row cutter option only.

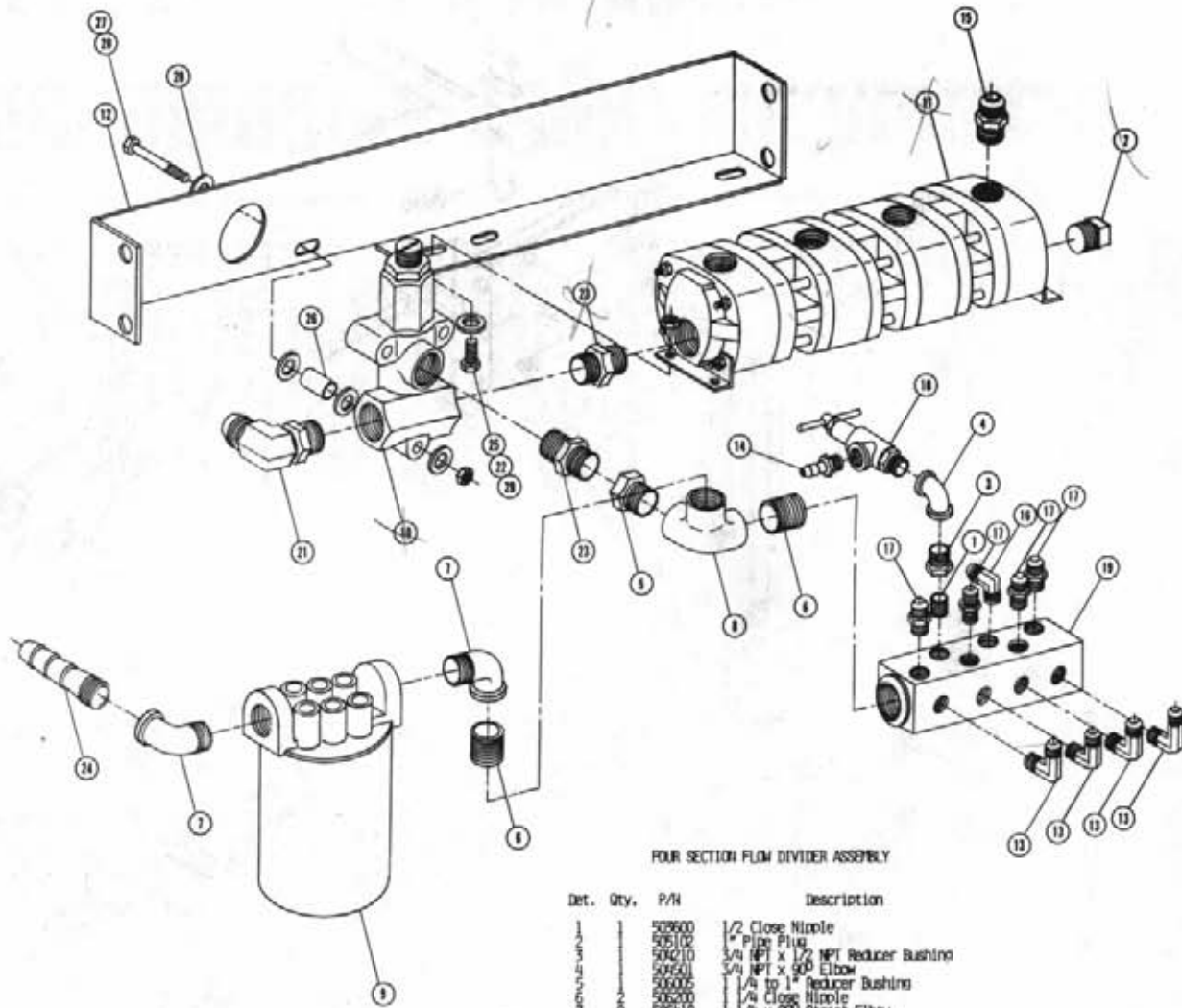
CESSNA PUMP ASSEMBLY

Det.	Qty.	P/N	Description
1	1	140027	3 Groove Sheave
1	1	140028	1" Bushing
1	1	610997	Cessna Pump Mount Weldment
1	1	505210	1/2 x 3 Pipe Nipple
1	1	505300	1" - 90° Elbow
1	1	606499	Cessna Pump
1	1	618090	5/16 O-Ring x 1" NPT Adaptor
1	1	618178	5/16 HDR-90°-1 5/16 JIC
1	1	714561	1" NPT x 1 1/4 Hose Barb
1	1	900265	1/2 x 1 1/2 Hex Bolt
1	1	914008	1/2 UNC Lock Nut
1	1	920004	1/2 Flange Washer
1	1	146105	3/640 Belt
1	1	420032	1/8 x 1 1/2 Cotter Pin
1	1	480006	Spring
1	1	610413	Spring Tightener Bracket
1	1	610405	Pump Mount Hinge Pin Weldment
1	1	610402	Pump Mount Hinge Weldment
1	1	410032	Spring Hook Bolt
1	1	140618	3/640 Belt
1	10	140037	10 1/2 3 Groove Sheave
1	2	920008	1/2 UNC Nut



THREE SECTION FLOW DIVIDER ASSEMBLY

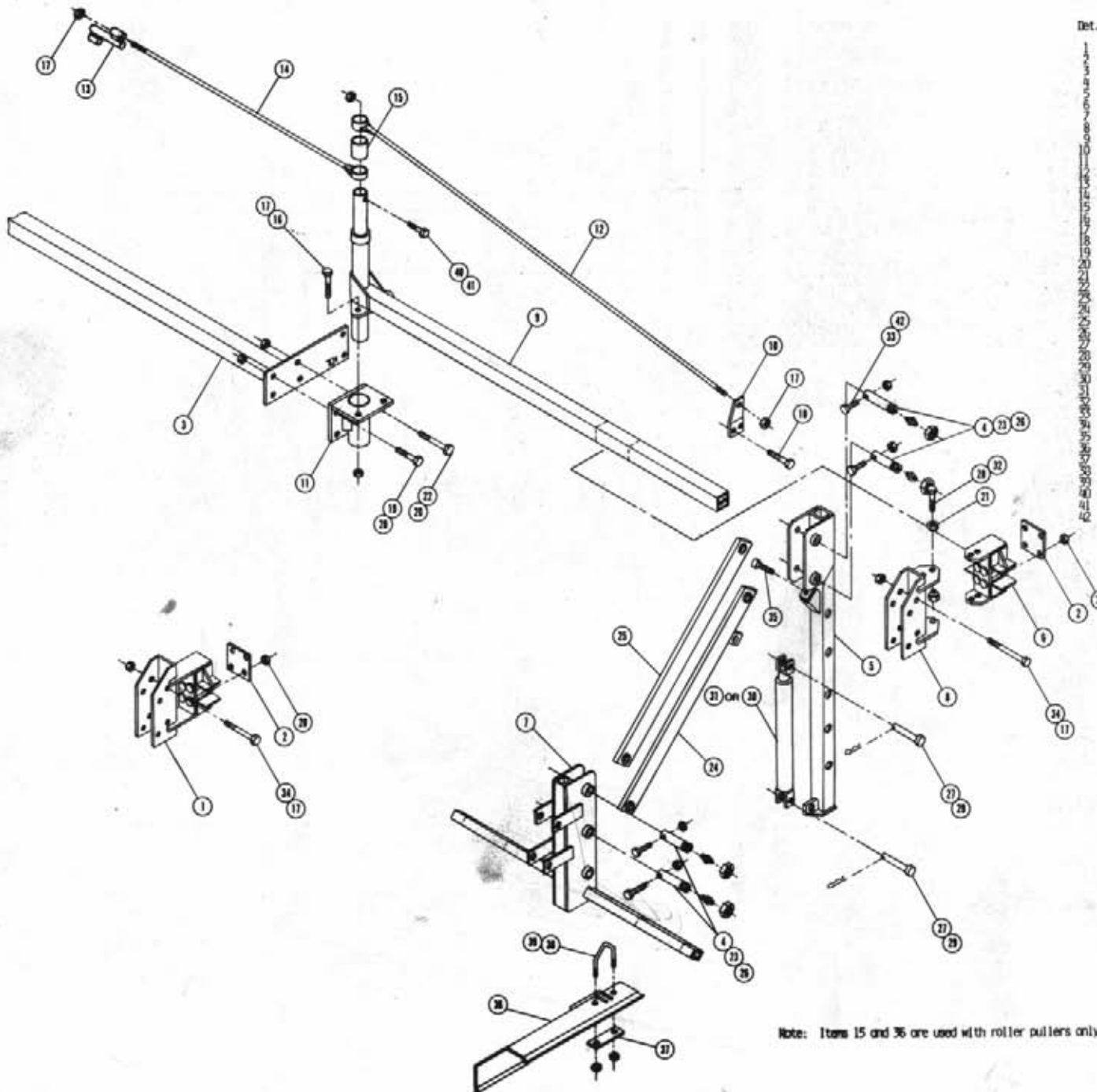
Det.	Qty.	P/N	Description
1	1	503600	1/2 Close Nipple
2	1	505700	1/2 Pipe Plug
3	1	509210	3/4 NPT x 1/2 NPT Reducer Bushing
4	1	509540	3/4 NPT x 90° Elbow
5	1	506005	1/4 to 1" Reducer Bushing
6	1	505200	1/4 Close Nipple
7	1	505410	1/4 x 90° Street Elbow
8	1	505701	1/4 x 90° Side Outlet Elbow
9	1	609601	Green Filter
10	1	609602	Relief Valve
11	1	610050	3 Section Flow Divider
12	1	714350	3/4 NPT x 1/2 Hose Barb
13	1	610408	Return Relief Filter Bracket Weldment
14	1	611124	1/2 NPT-90°-7/8 Male Elbow
15	1	611125	7/8 FDR x 7/8 JIC
16	1	611125	1/2 NPT-90°-3/4 Male Elbow
17	1	611147	1/2 NPT x 3/4 JIC
18	1	614240	3/4 NPT Relief Valve
19	1	614566	Flanifold Weldment
20	1	618090	1 5/16 FDR x 1 FNPT Adaptor
21	1	618178	1 5/16 FDR-90°-1 5/16 JIC
22	1	914004	3/8 UNC Lock Nut
23	1	618330	1 NPT x 1 5/16 FDR
24	1	715660	1/4 NPT x 1/4 Hose Barb
25	1	900129	3/8 UNC x 1 Hex Bolt
26	1	514744	3/8 O.D. x 1/8 Bushing
27	1	900025	5/16 UNC x 3 1/4 Hex Bolt
28	1	914002	5/16 UNC Lock Nut
29	1	850001	5/16 Flat Washer
30	1	850002	3/8 Flat Washer



FOUR SECTION FLOW DIVIDER ASSEMBLY

Det.	Qty.	P/N	Description
1	1	502600	1/2 Close Nipple
2	1	505102	1" Pipe Plug
3	4	504210	3/4 NPT x 1/2 NPT Reducer Bushing
4	4	504501	3/4 NPT x 90° Elbow
5	2	505005	1/4 to 1" Reducer Bushing
6	2	505200	1/4 Close Nipple
7	2	505410	1/4 x 90° Street Elbow
8	2	505701	1/4 x 90° Side Outlet Elbow
9	1	605601	Green Filter
10	1	605952	Relief Valve
11	1	610389	Four Section Flow Divider
12	1	610408	Return Relief Filter Bracket Weldment
13	4	611124	1/2 NPT-90°-7/8 Male Elbow
14	1	714350	3/4 NPT x 1/2 Hose Barb
15	1	618059	3/4 NPT x 2" FULC
16	1	611145	1/2 NPT-90°-3/4 FULC
17	1	611142	1/2 NPT x 3/4 FULC
18	1	614240	3/4 NPT Relief Valve
19	1	612556	Hydrofold Weldment
20	3	900073	5/16 UNC x 3 1/4 Hex Bolt
21	1	613170	1 5/16 HDR-90-1 5/16 FULC
22	1	900129	3/8 UNC x 1 Hex Bolt
23	2	613350	1" NPT x 1 5/16 HDR
24	2	715580	1 1/4 NPT x 1 1/4 Hose Barb
25	2	920002	Flat Washer
26	2	914244	5/8 O.D. x 1/8 Bushing
27	1	914002	5/16 UNC Lock Nut
28	4	920001	5/16 Flat Washer
29	2	914004	3/8 UNC Lock Nut

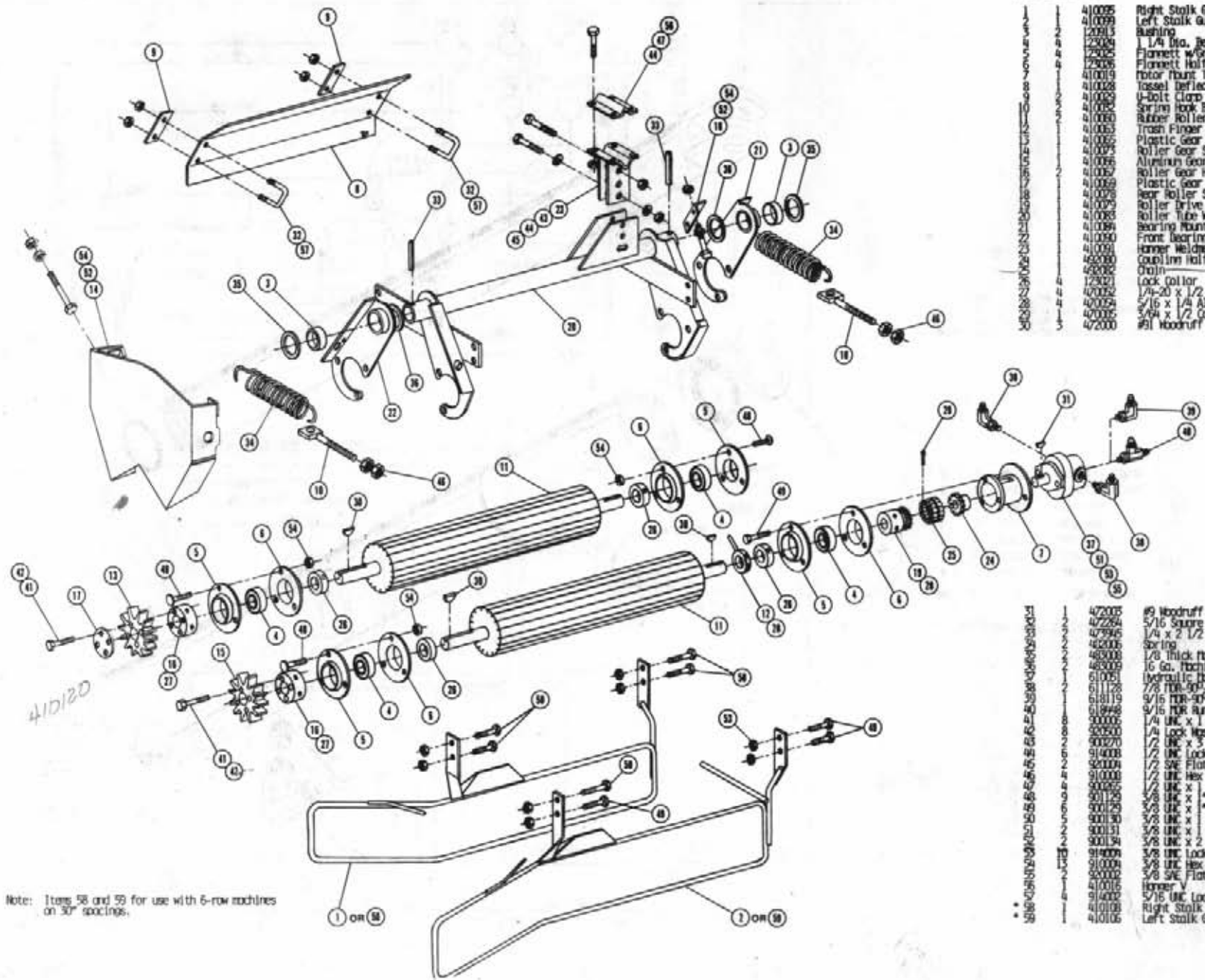
ROLLER AND TIRE PULLER LIFT ASSEMBLY



Det.	Qty.	P/N	Description
1	1	438167	Center Hoist Bracket Weldment
2	1	438165	Keeper
3	1	438169	Center Tool Bar Weldment
4	4	470144	1.00 Jam Nut
5	1	438097	Hoist Column Weldment
6	1	438156	Outrigger Hoist Hinge Weldment
7	1	438111	Puller Tool Bar Weldment
8	1	438161	Hoist Pivot Bracket Weldment
9	1	001306	48" Outrigger Weldment
10	1	001162	Support Bracket
11	1	001196	Outrigger Throat Weldment
12	1	001205	Outrigger Tie Bar Weldment
13	1	001325	Tie Clamp Weldment
14	1	001267	Center Tie Bar Weldment
15	1	001310	Outrigger Post Spacer
16	10	900255	1/2 UNC x 1 1/2 Bolt Grade 5
17	2	914008	1/2 UNC Lock Nut
18	6	900129	5/8 UNC x 1" Hex Bolt
19	2	900353	5/8 UNC x 1 1/2 Hex Bolt
20	10	914010	5/8 UNC Lock Nut
21	4	470146	Sleeve
22	4	900325	5/8 UNC x 2 Hex Bolt
23	4	438166	Pivot Pin
24	1	438106	Lower Lift Arm Weldment
25	1	438110	Upper Lift Arm Weldment
26	1	471005	1/4-28 x 1/2 Grease Zerk
27	2	472206	1" x 2 1/4 Picker Pin
28	2	470145	.75 - 10 x 60" Nut
29	2	611016	Hair Pin
30	1	520900	Lift Cylinder
31	1	520225	Lift Cylinder
32	4	900404	3/4 UNC x 2 1/2 Hex Bolt
33	4	914004	5/8 UNC Lock Nut
34	4	900275	1/2 UNC x 4 1/2 Hex Bolt
35	8	900286	1/2 UNC x 1 3/4 Full Thread Bolt
36	1	410048	Center Deflector Weldment
37	1	410052	U-Bolt Clamp
38	1	410052	U-Bolt
39	2	914002	5/16 UNC Lock Nut
40	1	900002	1/4 UNC x 3/4 Hex Bolt
41	1	914000	1/4 UNC Lock Nut
42	1	900133	5/8 UNC x 2 Hex Bolt

Note: Items 15 and 36 are used with roller pullers only.

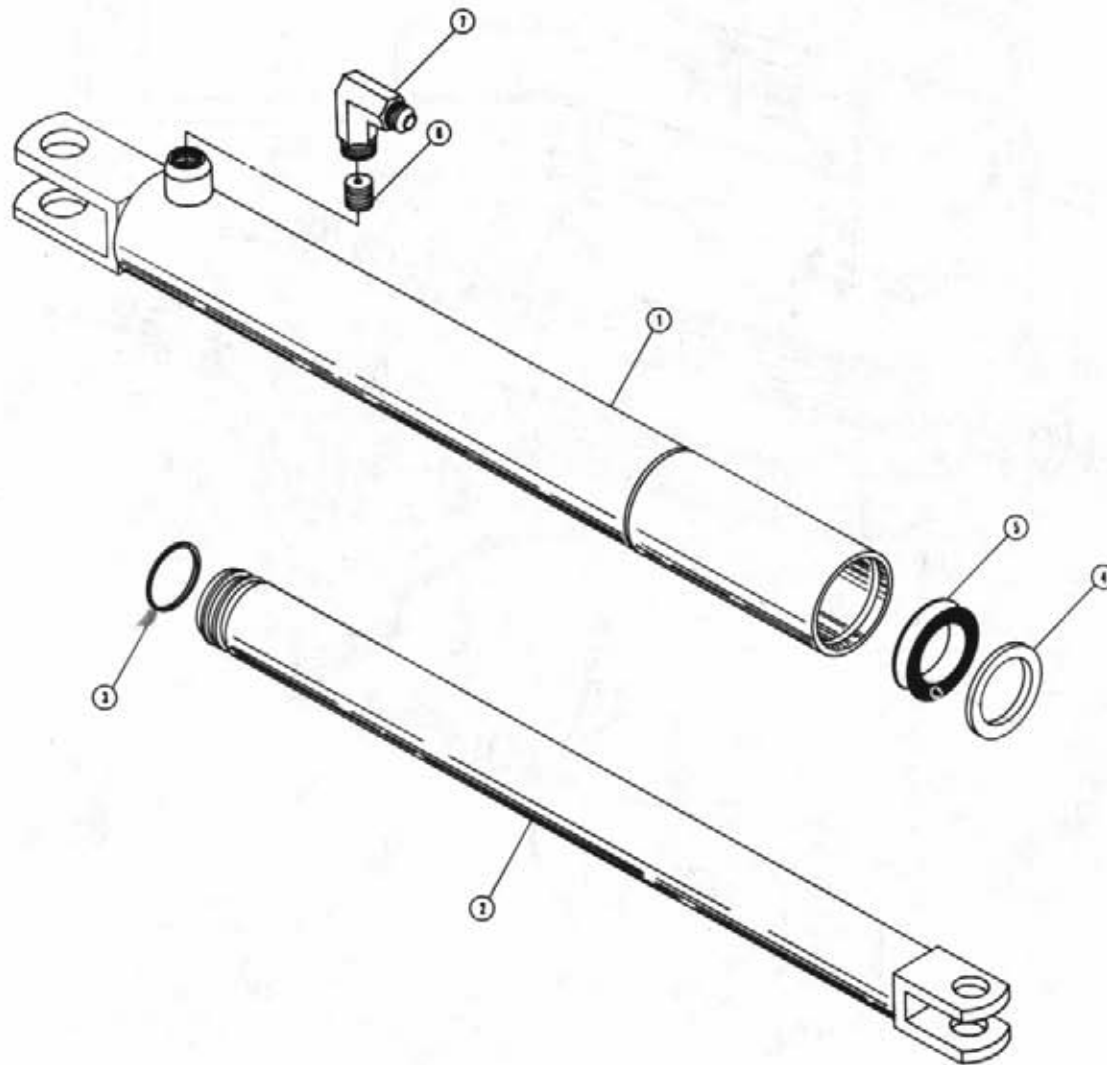
ROLLER PULLER HEAD ASSEMBLY



Qty.	P/N	Description
410025		Right Stalk Guide Weldment
410026		Left Stalk Guide Weldment
120913		Bushing
23004		1/4 Dia. Bearing
23005		Flanett w/Grease Zerk
23006		Flanett Half
410019		Motor Mount Tube Weldment
410028		Tassel Deflector
410029		U-Bolt Clamp
410052		Spring Hook Bolt
410060		Rubber Roller
410063		Trash Finger Weldment
410065		Plastic Gear
410075		Roller Gear Shield
410066		Aluminum Gear
410067		Roller Gear Hub
410069		Plastic Gear Washer
410076		Rear Roller Stop
410079		Roller Drive Sprocket
410083		Roller Tube Weldment
410084		Bearing Mount Weldment
410090		Front Bearing Mount Weldment
410091		Header Weldment
450080		Coupling Half
450082		Chain
120021		Lock Collar
420052		1/4-20 x 1/2 Allen Head Screw
420054		5/16 x 1/4 Allen Head Screw
420055		3/64 x 1/2 Cotter Pin
420000		#9 Woodruff Key

420005	#9 Woodruff Key
422264	5/16 Square U-Bolt
429946	1/4 x 2 1/2 Roll Pin
450006	Spring
450008	1/8 Thick Machine Washer
450009	1/8 Ga. Machine Washer
610051	Hydraulic Motor
611128	7/8 FDR-50-7/8 Elbow
618119	9/16 FDR-50-9/16 PLIC
618468	9/16 FDR Run Tee x 9/16 JIC
900005	1/4 UNC x 1 3/4 Bolt
900500	1/4 Lock Washer
900270	1/2 UNC x 3 Hex Bolt
914008	1/2 UNC Lock Nut
920104	1/2 SAE Flat Washer
910005	1/2 UNC Hex Nut
900126	1/8 UNC x 1 1/2 Bolt
900129	5/8 UNC x 1 1/2 Carriage Bolt
900130	5/8 UNC x 1 1/4 Hex Bolt
900131	5/8 UNC x 1 1/2 Hex Bolt
900134	5/8 UNC x 2 1/2 Hex Bolt
914009	3/8 UNC Lock Nut
910004	3/8 UNC Hex Nut
900002	3/8 SAE Flat Washer
410016	Header V
914008	5/16 UNC Lock Nut
410108	Right Stalk Guide Short
410106	Left Stalk Guide Short

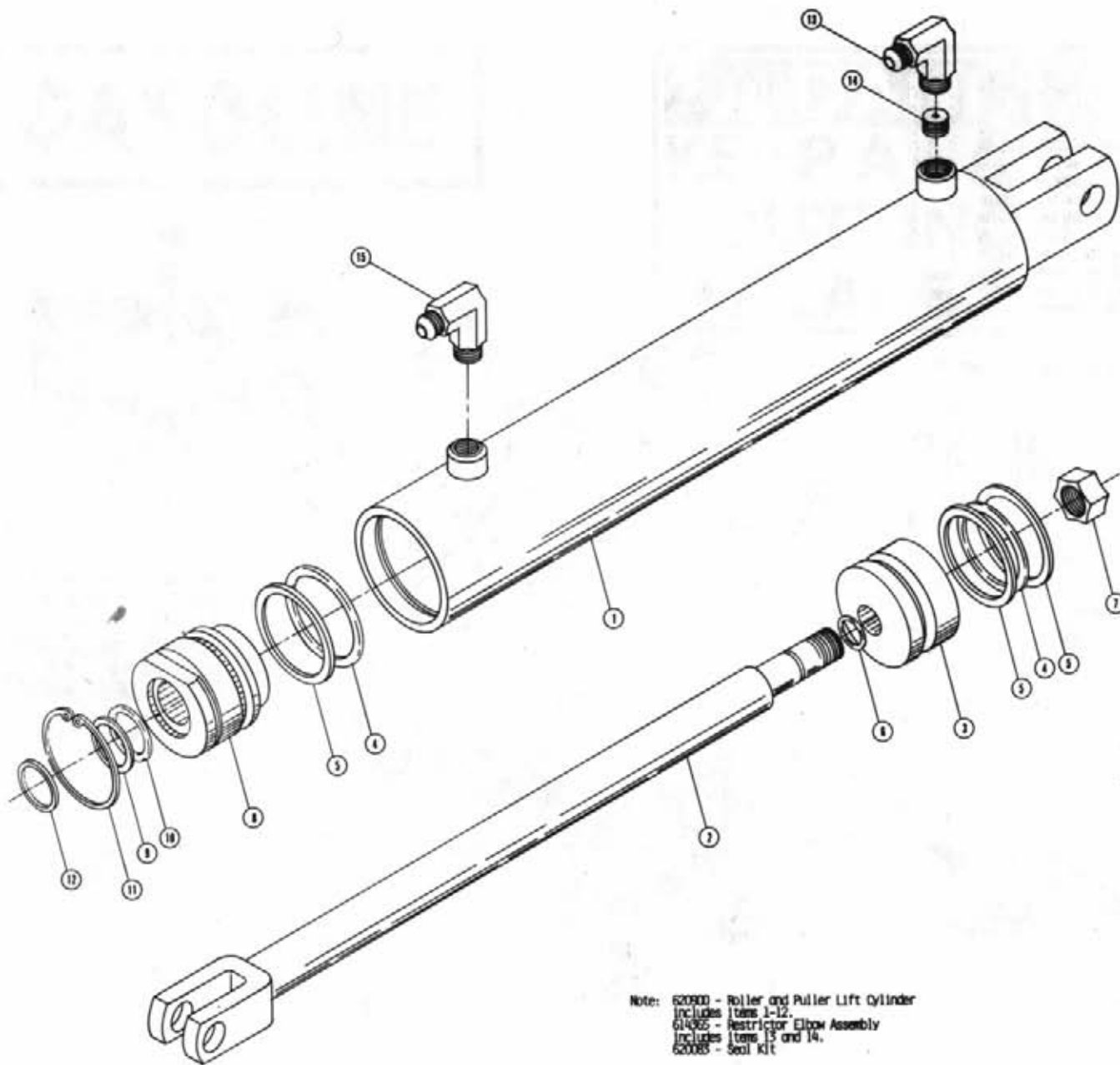
Note: Items 58 and 59 for use with 6-row machines on 30" spacings.



ROLLER AND PULLER LIFT CYLINDER

Det.	Qty.	P/N	Description
1	1	620226	Tube Weldment
2	1	620230	Shaft Weldment
3	1	629523	Lock Ring
4	1	629027	Rod Wiper
5	1	629614	U-Cup Seal
6	1	614966	Restrictor Screw
7	1	440338	Restrictor Elbow

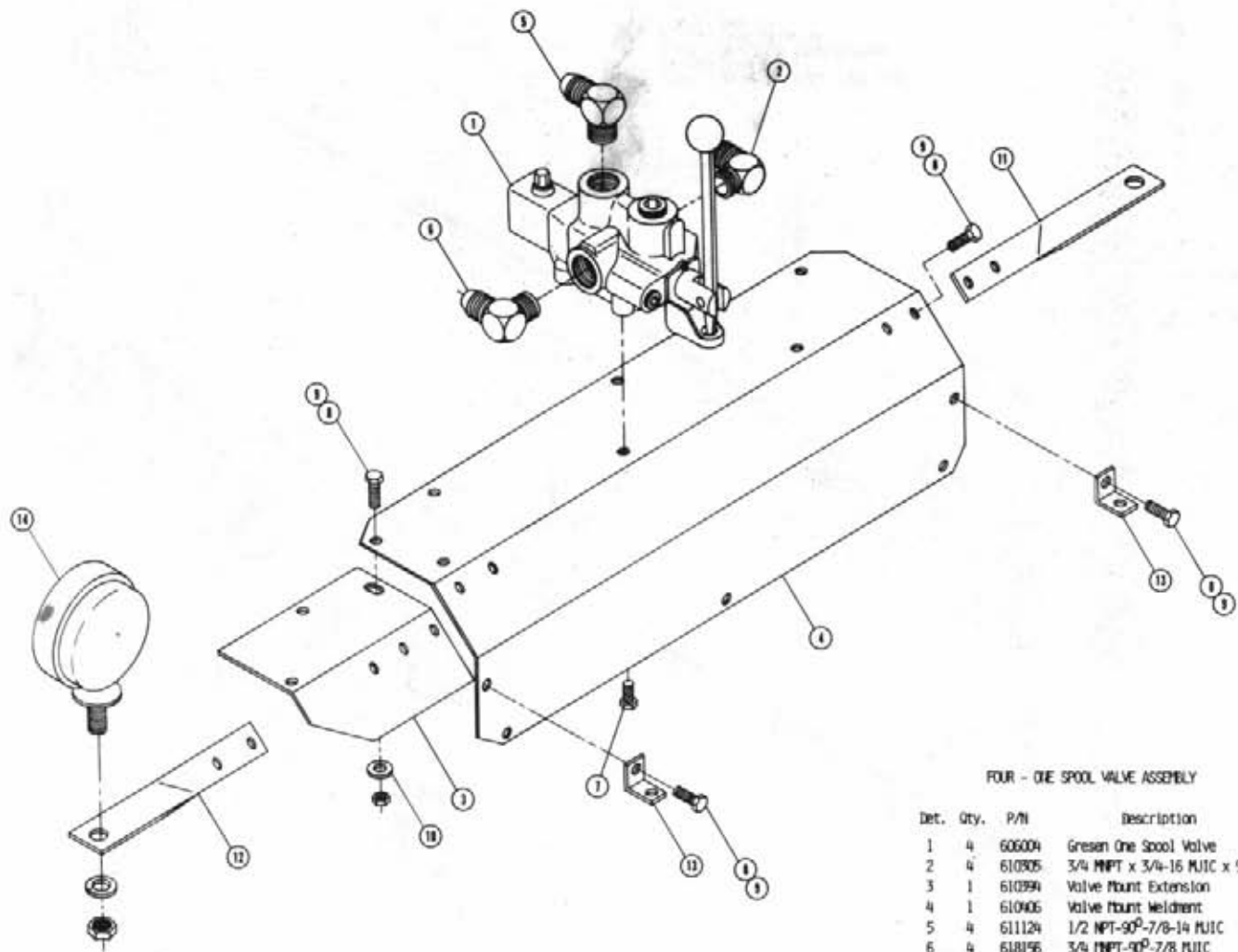
Note: 620225 - Roller and Puller Lift Cylinder
Includes Items 1-5.
614965 - Restrictor Elbow Assembly
Includes Items 6 and 7.



Note: 620900 - Roller and Puller Lift Cylinder
 Includes Items 1-12.
 614065 - Restrictor Elbow Assembly
 Includes Items 13 and 14.
 620083 - Seal Kit

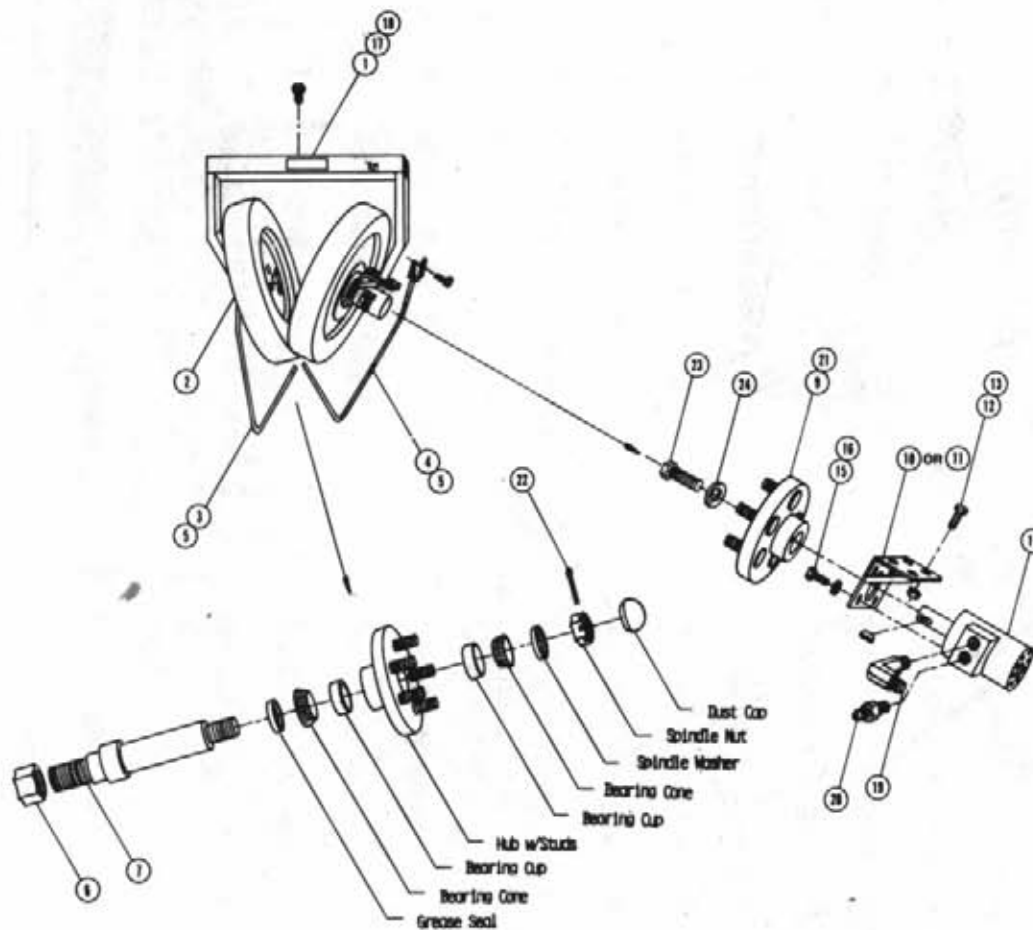
ROLLER AND PULLER LIFT CYLINDER ASSEMBLY

Det.	Qty.	P/N	Description
1	1	620901	Tube Weldment
2	1	620905	Shaft Weldment
3	1	620081	Piston
4	2	870326	O-Ring
5	3	890326	Back-Up Washer
6	1	870113	O-Ring
7	1	429997	3/4 UNF Lock Nut
8	1	620082	Gland
9	1	890214	Back-Up Washer
10	1	870214	O-Ring
11	1	629505	Snap Ring
12	1	629003	Wiper
13	1	440388	Restrictor Elbow
14	1	614066	Restrictor Screw
15	1	611122	1/4 NPT - 90 - 9/16



FOUR - ONE SPOOL VALVE ASSEMBLY

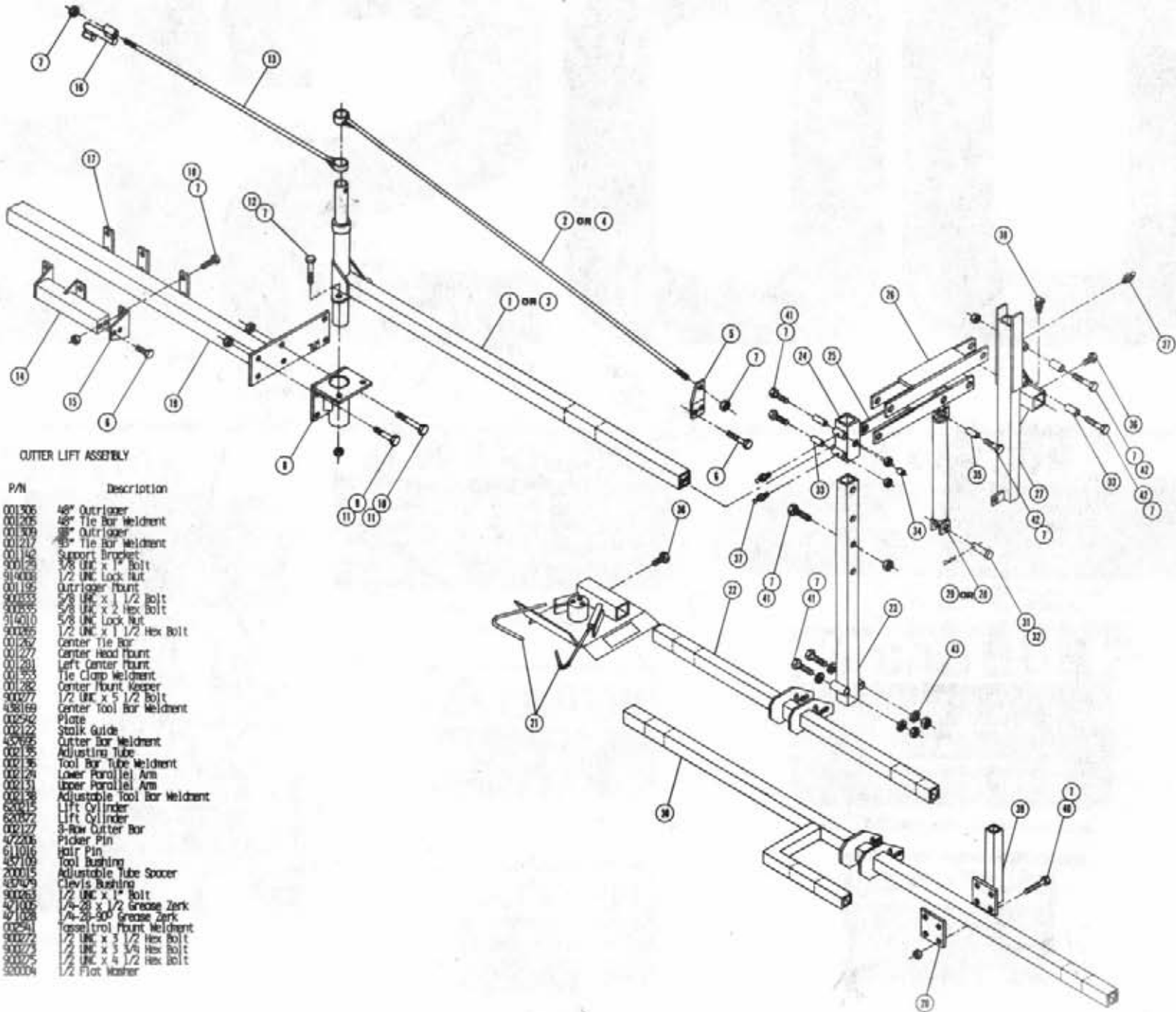
Det.	Qty.	P/N	Description
1	4	606004	Gresen One Spool Valve
2	4	610905	3/4 NPT x 3/4-16 MUC x 90°
3	1	610994	Valve Mount Extension
4	1	610406	Valve Mount Weldment
5	4	611124	1/2 NPT-90°-7/8-14 MUC
6	4	618196	3/4 NPT-90°-7/8 MUC
7	8	900126	3/8 UNC x 1/2 Hex Bolt
8	8	900128	3/8 UNC x 3/4 Hex Bolt
9	8	914004	3/8 UNC Lock Nut
10	1	920002	3/8 Flat Washer
11	1	341420	Right Light Bracket
12	1	341421	Left Light Bracket
13	2	610995	Valve Mount Angle
14	2	291089	Headlight



LEFT AND RIGHT PULLER HEAD ASSEMBLY

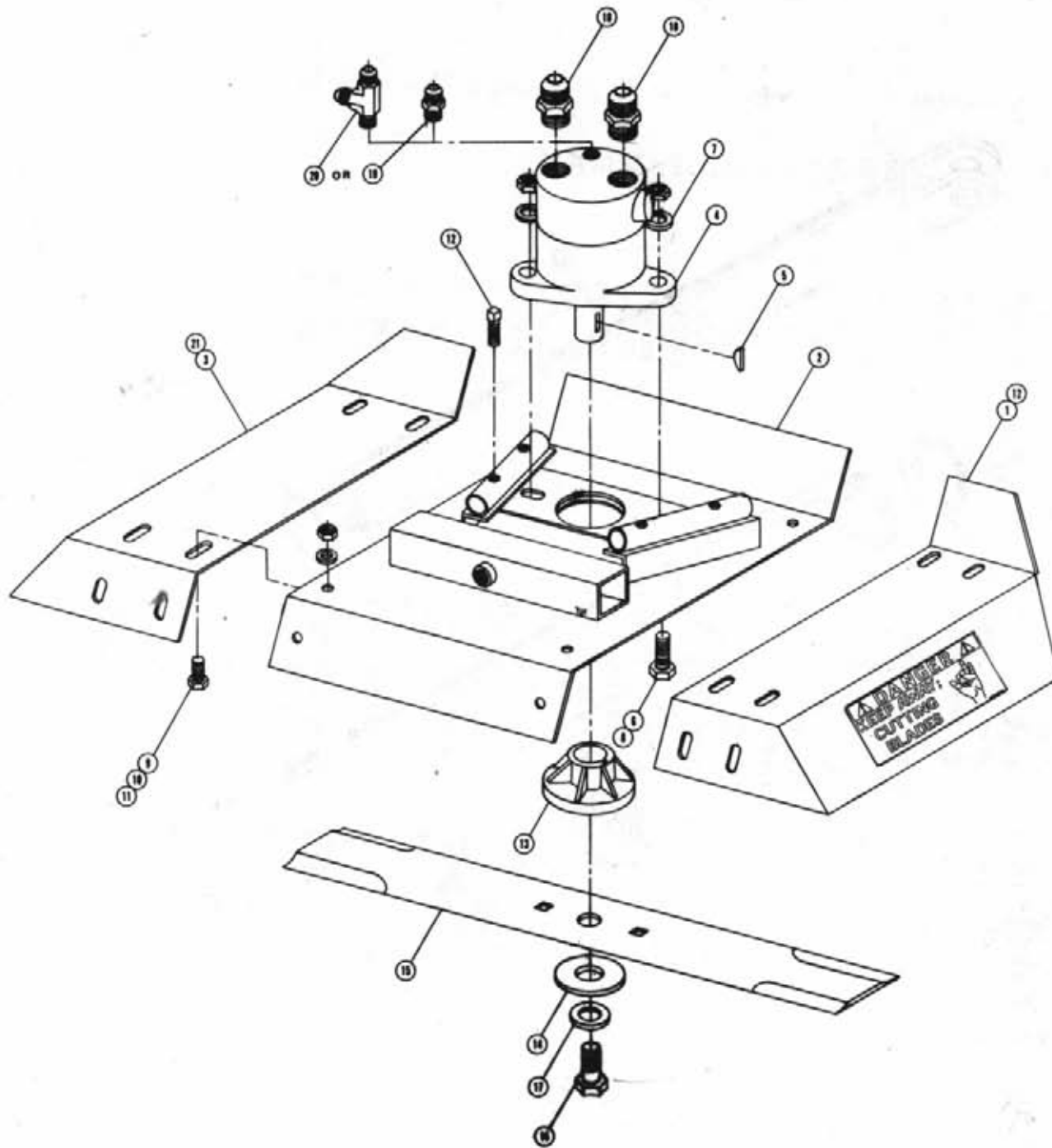
Det.	Qty.	P/N	Description
1	1	438000	Tire Puller Weldment
2	2	82603	Wheel w/Rib Tire
3	1	438048	Outside Stalk Guide
4	1	438050	Inside Stalk Guide
5	4	900064	5/16 - 18 x 3/4 Hex Bolt
6	1	473060	1" - 14 SAE Hex Nut
7	1	438009	Puller Spindle
8	1	82601	1" Taper Hub Group
9	1	438015	Hydraulic Hub Weldment
10	1	438010	Right Hydraulic Motor Housing
11	1	438014	Left Hydraulic Motor Housing
12	4	900130	3/8 - 16 x 1 1/4 Hex Bolt
13	4	914004	3/8 - 16 Lock Nut
14	1	604005	Hydraulic Motor w/Key
15	4	900128	3/8 - 16 x 3/4 Hex Bolt
16	4	920502	3/8 Lock Washer
17	1	900253	1/2 - 13 x 1" Hex Bolt
18	1	650820	Decal Caution
19	1	611145	1/2 NPT-90°-3/4 NUTC
20	1	611147	1/2 NPT x 1/2 Male Connector
21	2	470053	1/4 - 20 x 1/4 Allen Head Set Screw
22	1	472008	5/32 x 1 Cotter Pin
23	1	900006	1/4 UNC x 1 3/4 Hex Bolt
24	1	920500	1/4 Lock Washer

① 1" Taper Hub Group consists of the following parts:



OUTER LIFT ASSEMBLY

Det.	Qty.	P/N	Description
		001306	48" Outrigger
		001206	48" Tie Bar Weldment
		001309	36" Outrigger
		001217	36" Tie Bar Weldment
		001140	Support Bracket
		900129	3/8 UNC x 1" Bolt
		914008	1/2 UNC Lock Nut
		001195	Outrigger Mount
		900333	5/8 UNC x 1 1/2 Bolt
		900335	5/8 UNC x 2 Hex Bolt
		914010	5/8 UNC Lock Nut
		900365	1/2 UNC x 1 1/2 Hex Bolt
		001267	Center Tie Bar
		001277	Center Head Mount
		001281	Left Center Mount
		001282	Right Center Mount
		900277	1/2 UNC x 5 1/2 Bolt
		488169	Center Tool Bar Weldment
		002542	Plate
		002122	Stalk Guide
		402696	Cutter Bar Weldment
		002136	Adjusting Tube
		002136	Tool Bar Tube Weldment
		002124	Lower Parallel Arm
		002131	Upper Parallel Arm
		002138	Adjustable Tool Bar Weldment
		600115	Lift Cylinder
		600272	Lift Cylinder
		002127	3-Row Cutter Bar
		422206	Picker Pin
		611016	Ball Pin
		457109	Tool Bushing
		200015	Adjustable Tube Spacer
		402409	Clevis Bushing
		900263	1/2 UNC x 1" Bolt
		421006	1/4-28 x 1/2 Grease Zerk
		421008	1/4-28-90° Grease Zerk
		002541	Case/Tool Mount Weldment
		900272	1/2 UNC x 1 1/2 Hex Bolt
		900273	1/2 UNC x 3 3/4 Hex Bolt
		900275	1/2 UNC x 4 1/2 Hex Bolt
		600004	1/2 Flat Washer



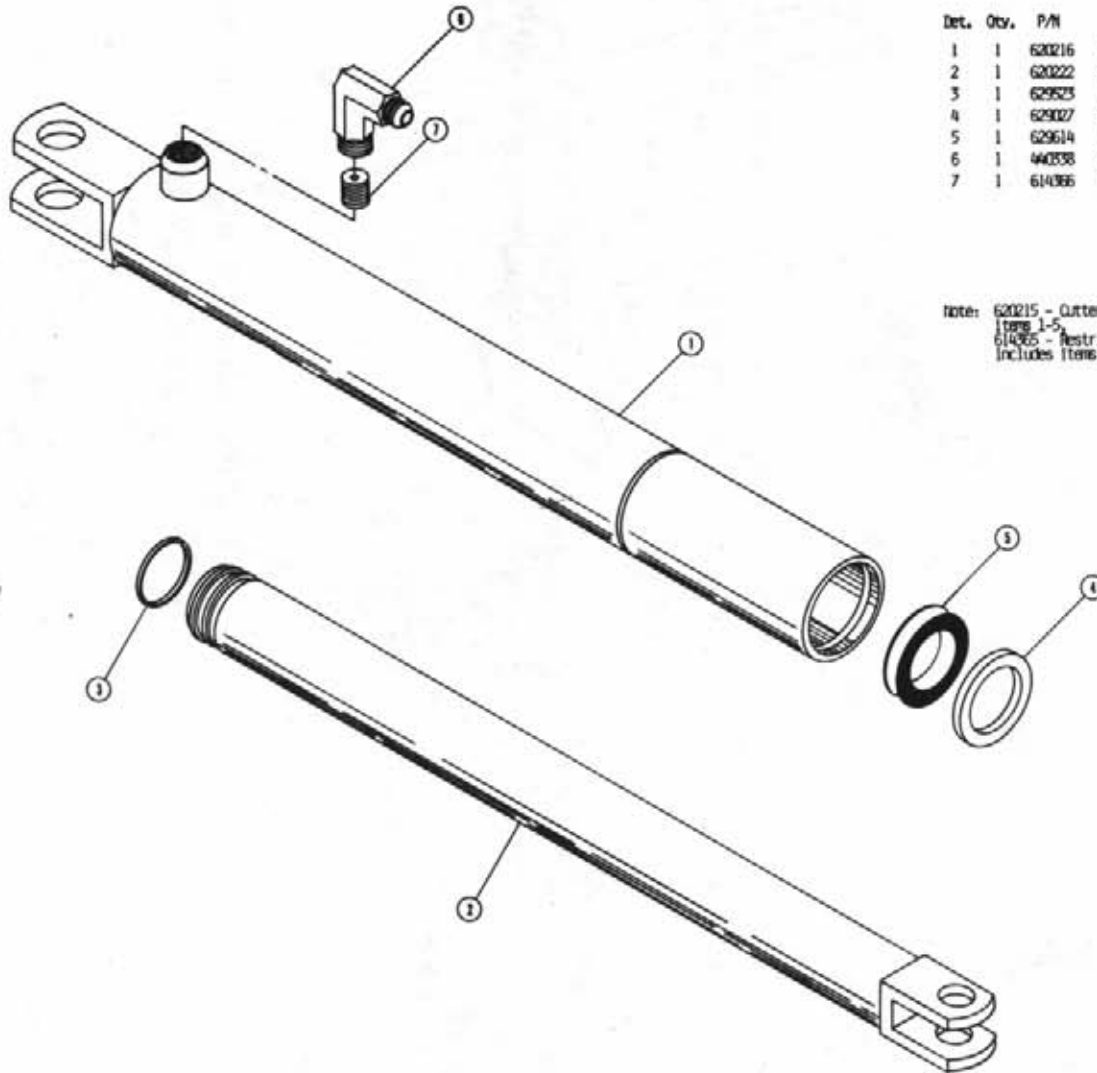
CUTTER HEAD ASSEMBLY

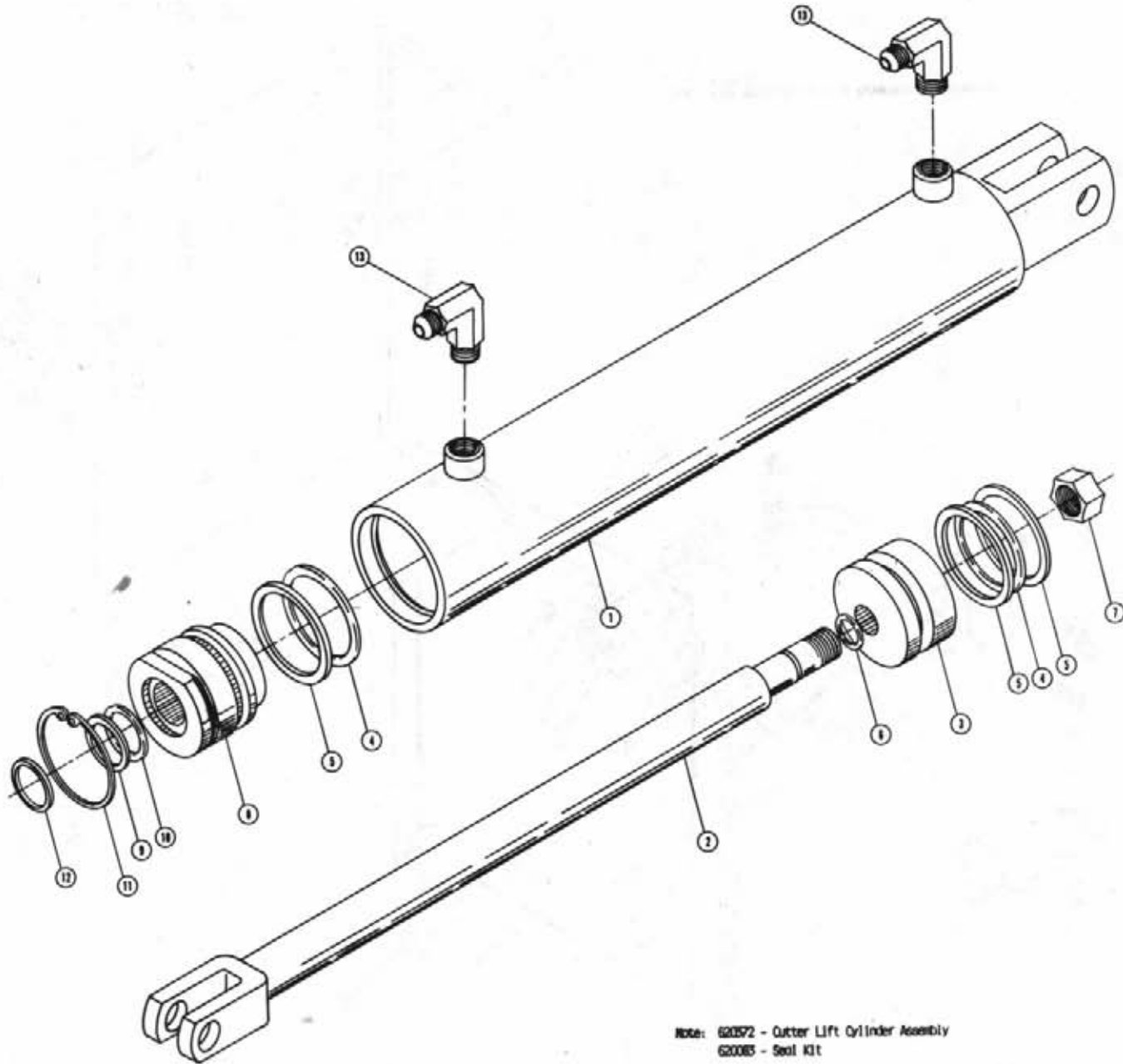
Det.	Qty.	P/N	Description
1	1	432265	Right Shield
2	1	432736	Top Weldment
3	1	432181	Left Shield
4	1	618203	Hydraulic Motor
5	1	002106	Key
6	2	900130	5/8 UNC x 1 1/4 Bolt
7	2	900002	3/8 Flat Washer
8	9	914004	5/8 UNC Lock Nut
9	2	900064	5/16 UNC x 3/4 Bolt
10	6	900001	5/16 Flat Washer
11	6	914002	5/16 UNC Lock Nut
12	4	470059	Square Head Set Screw
13	1	002104	Clutch Adapter
14	1	002105	Steel Washer
15	1	002105	Cutter Blade
16	1	002107	Blade Bolt
17	1	002108	Steel Washer
18	2	611125	3/4 MPT x 3/4 FUC
19	1	618547	1/8 NPTF x 9/16 FUC Fitting
20	1	618546	1/8 NPTF x 9/16 FUC Running Tee
21	2	650819	Decal

CUTTER LIFT CYLINDER ASSEMBLY

Qty.	P/N	Description
1	620216	Tube Weldment
2	620222	Shaft Weldment
3	629523	Lock Ring
4	629027	Rod Wiper
5	629614	U-Cup Seal
6	440338	Restrictor Elbow
7	614086	Restrictor Screw

Note: 620215 - Cutter Lift Cylinder Includes
Items 1-5.
614085 - Restrictor Elbow Assembly
Includes Items 6 and 7.

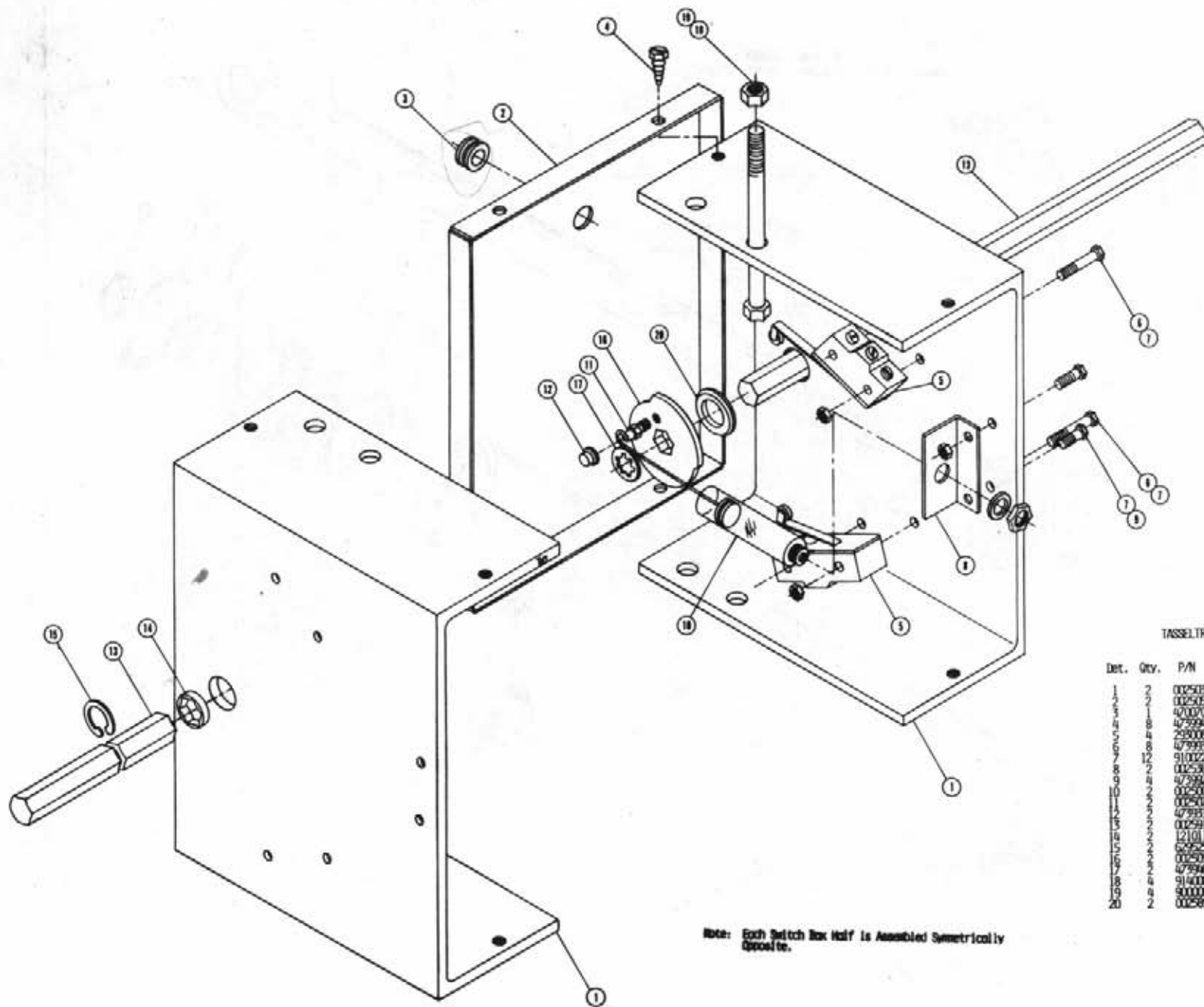




OUTTER LIFT CYLINDER ASSEMBLY

Det.	Qty.	P/N	Description
1	1	620571	Tube Weldment
2	1	620078	Shaft Weldment
3	1	620081	Piston
4	2	870326	O-Ring
5	3	890526	Back Up Washer
6	1	870113	O-Ring
7	1	472297	3/4 UNF Lock Nut
8	1	620082	Gland
9	1	890214	Back Up Washer
10	1	870214	O-Ring
11	1	629505	Snap Ring
12	1	629005	Winer
13	1	611122	1/4 NPT-90-9/16

Note: 620572 - Outer Lift Cylinder Assembly
620085 - Seal Kit



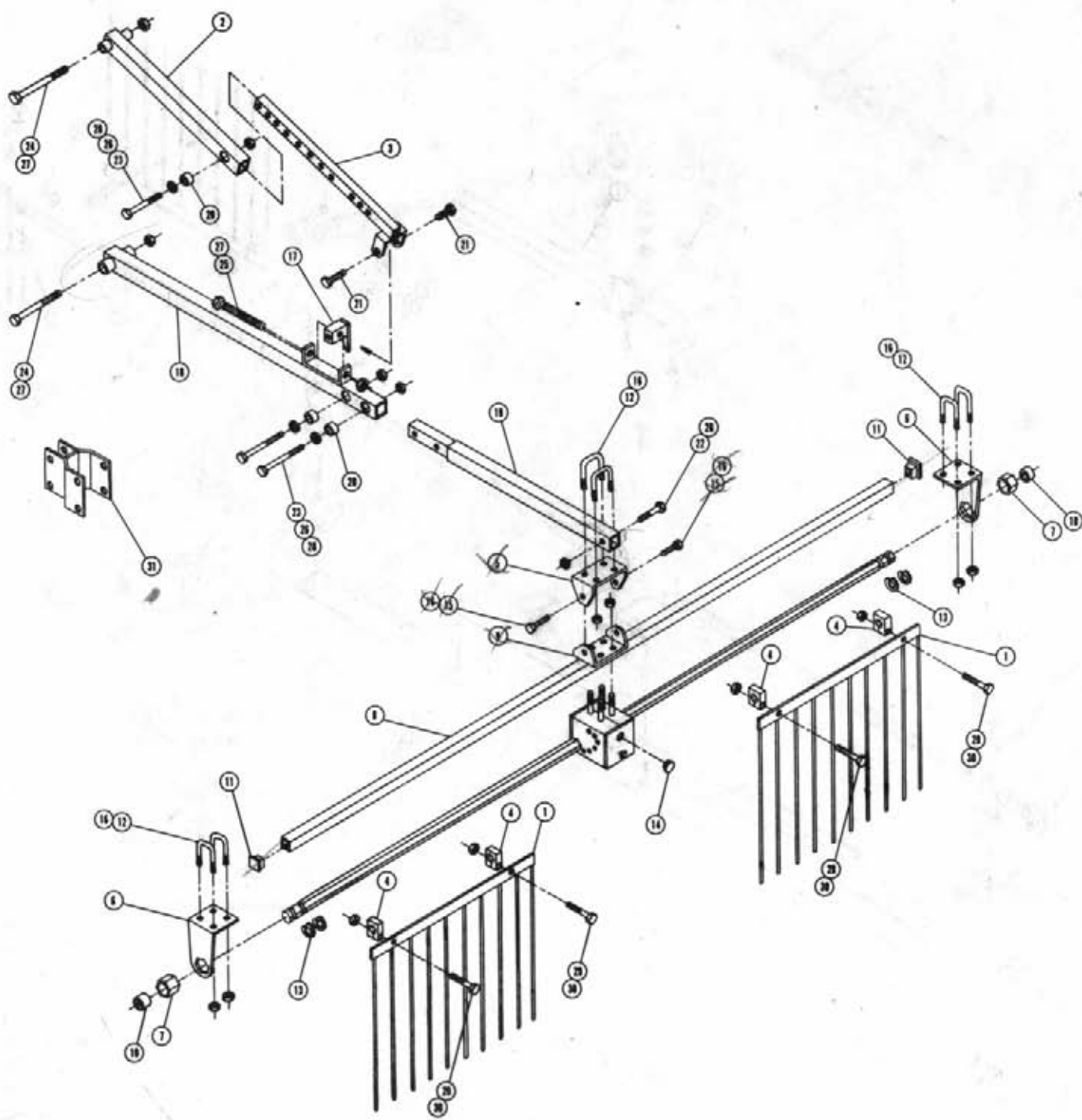
TASSELTHOL CONTROL BOX ASSEMBLY

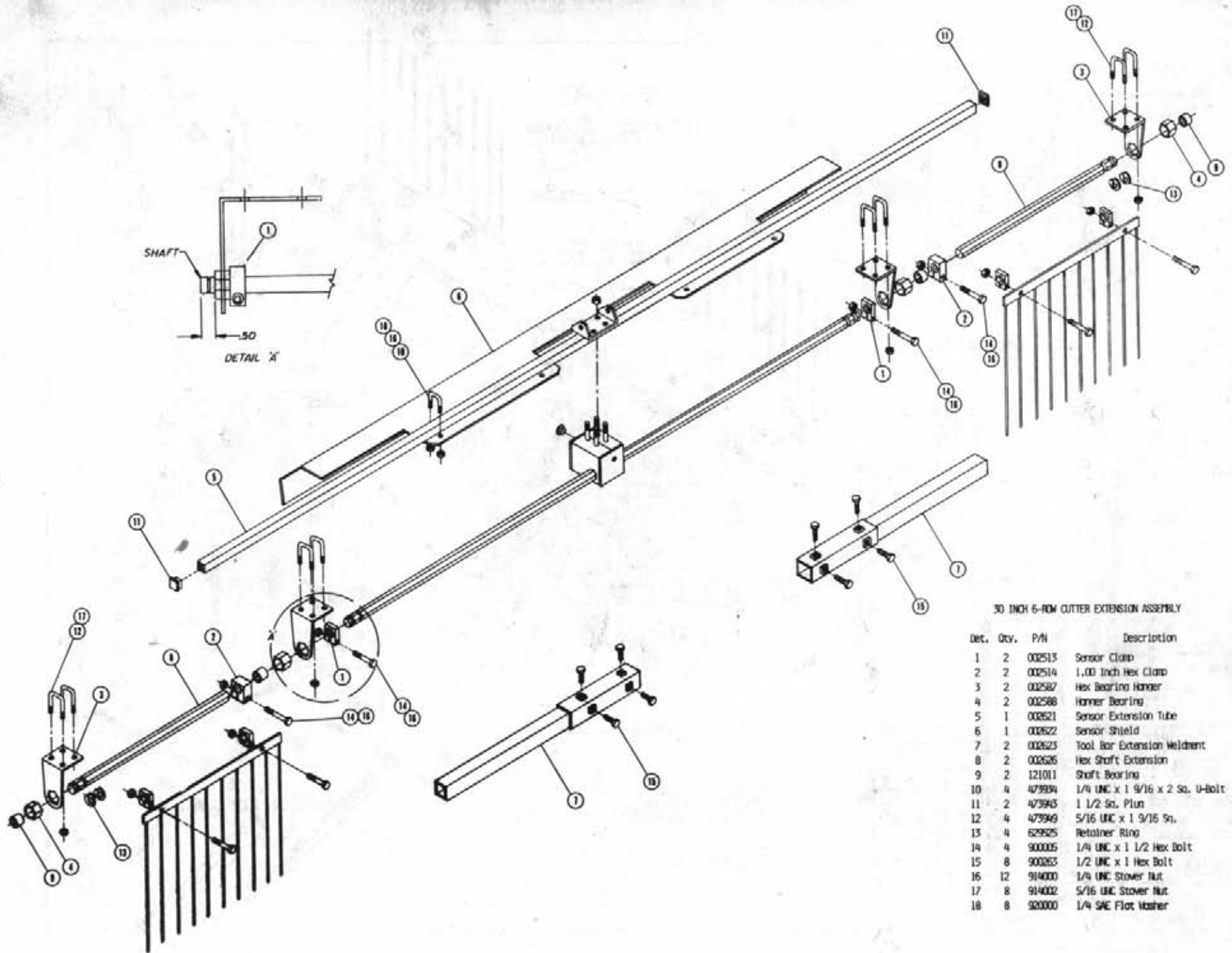
Det.	Qty.	P/N	Description
1	2	002503	Switch Box Half
2	2	002505	Switch Box End
3	1	400070	Rubber Grommet
4	8	479994	#6-32 x 3/8 Hex Head Screw
5	4	299006	Micro Switch
6	8	479995	#6-32 x 1 1/8 Hex Head Screw
7	12	910002	#6-32 Hex Nut
8	4	479992	Air Pot Bracket
9	2	479992	#6-32 x 5/8 Hex Head Screw
10	2	002500	Air Pot
11	3	002507	Stand Off
12	3	479993	Push On Fastener
13	3	002591	Hex Control Shaft
14	2	121011	Shaft Bushing
15	2	62525	Retainer Ring
16	2	002509	Cap
17	2	479940	Fastener Ring
18	4	914000	1/4 UNC Lock Nut
19	4	800008	1/4 UNC x 2 1/2 Bolt
20	2	002589	Spacer

Note: Each Switch Box Half is Assembled Symmetrically Opposite.

TASSELTRON SENSOR ASSEMBLY

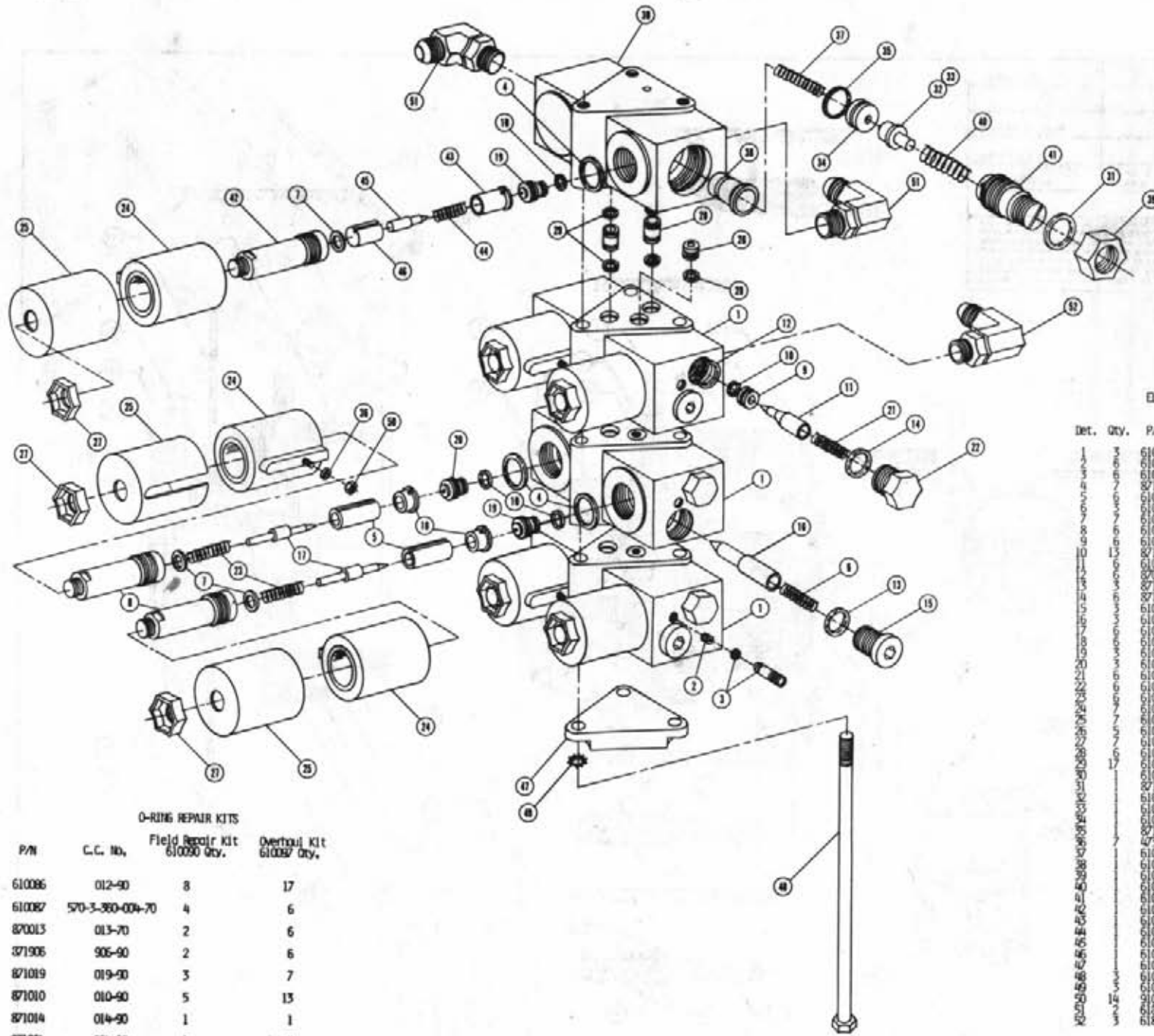
Det.	Qty.	P/N	Description
1	2	002515	Sensor Flag Weldment
2	1	002566	Sensor Arm Brace
3	1	002569	Adjustable Arm Brace
4	4	002513	Sensor Clamp
5	1	002579	Pivot Bracket
6	2	002387	Hex Bearing Hanger
7	2	002388	Hanger Bearing
8	1	002532	Sensor Cross Tube
9	2	002576	Ball Pivot Bracket
10	2	121011	Short Bearing
11	1	423943	Finish Plug
12	6	423949	5/16 UNC x 1 9/16 U-Bolt
13	4	629625	Retainer Ring
14	1	658174	Rubber Plug
15	2	900055	5/16 UNC x 1" Hex Bolt
16	14	914002	5/16 UNC Lock Nut
17	1	002572	Adjusting Nut Weldment
18	1	002574	Sensor Arm Weldment
19	1	002575	Arm Extension Weldment
20	3	200015	Spacer
21	5	900128	5/8 UNC x 3/4 Hex Bolt
22	1	900133	5/8 UNC x 2 Hex Bolt
23	3	900134	5/8 UNC x 2 1/2 Hex Bolt
24	2	900344	5/8 UNC x 5 Hex Bolt
25	1	900346	5/8 UNC x 6 Full Threaded Bolt
26	1	914004	5/8 UNC Lock Nut
27	3	914010	5/8 UNC Lock Nut
28	3	920002	3/8 SAE Flat Washer
29	4	900005	1/4 x 1 1/2 Hex Bolt
30	4	914000	1/4 UNC Lock Nut
31	1	002533	Cutter Adapter





30 INCH 6-ROW CUTTER EXTENSION ASSEMBLY

Det.	Qty.	P/N	Description
1	2	002513	Sensor Clamp
2	2	002514	1.00 inch Hex Clamp
3	2	002587	Hex Bearing Hanger
4	2	002588	Hammer Bearing
5	1	002621	Sensor Extension Tube
6	1	002622	Sensor Shield
7	2	002623	Tool Bar Extension Weldment
8	2	002626	Hex Shaft Extension
9	2	121011	Shaft Bearing
10	4	479994	1/4 UNC x 1 9/16 x 2 Sq. U-Bolt
11	2	479943	1 1/2 Sq. Pin
12	4	479949	5/16 UNC x 1 9/16 Sq.
13	4	629525	Retainer Ring
14	4	900005	1/4 UNC x 1 1/2 Hex Bolt
15	8	900263	1/2 UNC x 1 Hex Bolt
16	12	914000	1/4 UNC Stover Nut
17	8	914002	5/16 UNC Stover Nut
18	8	920000	1/4 SAE Flat Washer



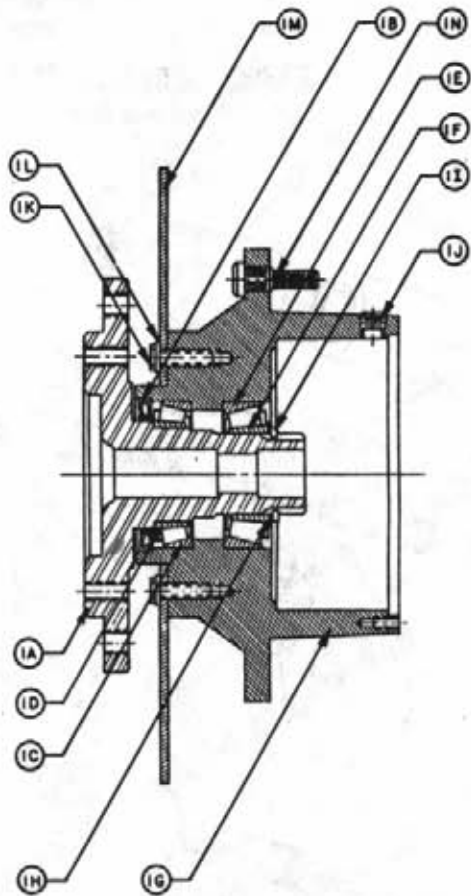
ELECTROHYDRAULIC VALVE

Det.	Qty.	P/N	Description
1	1	610124	Unbalanced Load Body
2	3	610125	.022 Orifice Plug
3	1	610087	Seal Plug Assembly
4	1	871019	13/16 x 15/16 O-Ring
5	1	610126	Armature
6	1	610127	Spring
7	1	610084	Washer
8	1	610085	Sleeve Assembly
9	1	610128	Orifice
10	1	610129	1/4 x 3/8 O-Ring
11	1	870013	Poppet
12	1	871904	7/16 x 9/16 O-Ring
13	1	871904	.551 x .022 O-Ring
14	1	871906	.468 x .028 O-Ring
15	1	610130	Plug
16	1	610131	Check Valve Poppet
17	1	610132	Poppet
18	1	610133	Pole Piece
19	1	610134	.060 Orifice
20	1	610135	.032 Orifice
21	1	610136	Spring
22	1	610137	End Cap
23	1	610138	Spring
24	1	610139	Coil
25	1	610140	Cover
26	1	610141	Plug Tube
27	1	610142	Nut
28	1	610143	Thru Tube
29	1	610086	3/8 x 1/2 O-Ring
30	1	610088	Single Pilot Body
31	1	871910	.755 x .029 O-Ring
32	1	610089	Guide
33	1	610100	Steel Ball
34	1	610101	Orifice
35	1	871014	1/2 x 5/8 O-Ring
36	1	410021	#10 Washer
37	1	610082	Spring
38	1	610104	Poppet
39	1	610105	Nut
40	1	610106	Spring
41	1	610107	Plug
42	1	610294	Sleeve Assembly
43	1	610109	Pole Piece
44	1	610110	Spring
45	1	610111	Poppet
46	1	610112	Armature
47	1	610113	End Cap
48	1	610114	1/8 x 20 x 6" Hex Bolt
49	1	610115	1/8 Lock Washer
50	1	910027	#10 UNF Hex Nut
51	1	610115	3/4 FNF 90° x 9/16 RUC
52	1	610115	9/16 FNF x 90° x 9/16 RUC

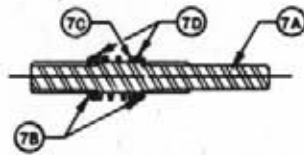
O-RING REPAIR KITS

P/N	C.C. No.	Field Repair Kit 610090 Qty.	Overhaul Kit 610087 Qty.
610086	012-90	8	17
610087	570-3-380-004-70	4	6
870013	013-70	2	6
871906	906-90	2	6
871019	019-90	3	7
871010	010-90	5	13
871014	014-90	1	1
871904	904-90	1	3
871910	910-90	1	1

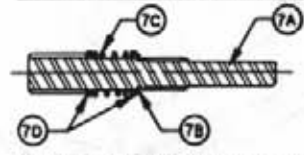
610396 - Jlu Mt.



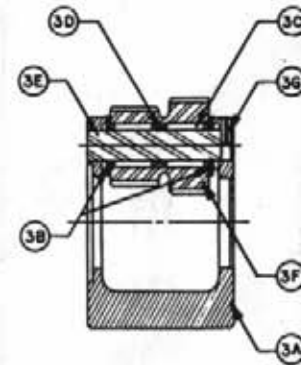
HUB-SPINDLE SUBASSEMBLY



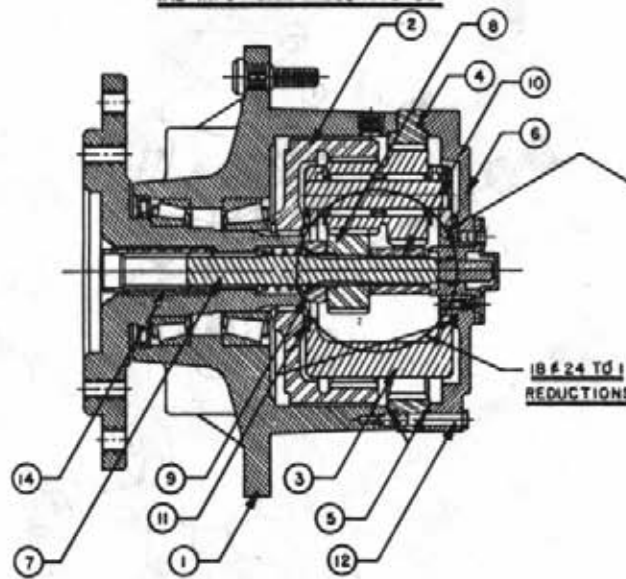
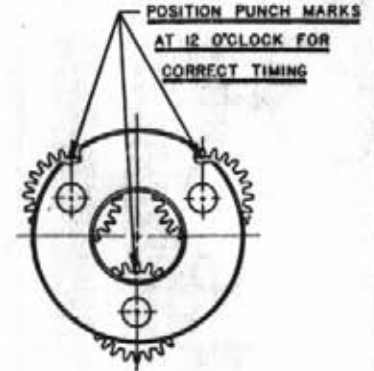
WIA INPUT SHAFT SUBASSEMBLY



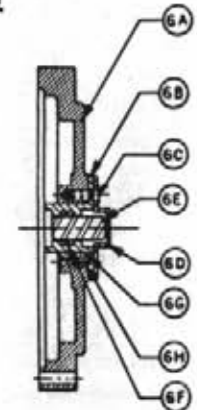
WIB INPUT SHAFT SUBASSEMBLY



CARRIER SUBASSEMBLY



COMPLETE ASSEMBLY



COVER SUBASSEMBLY



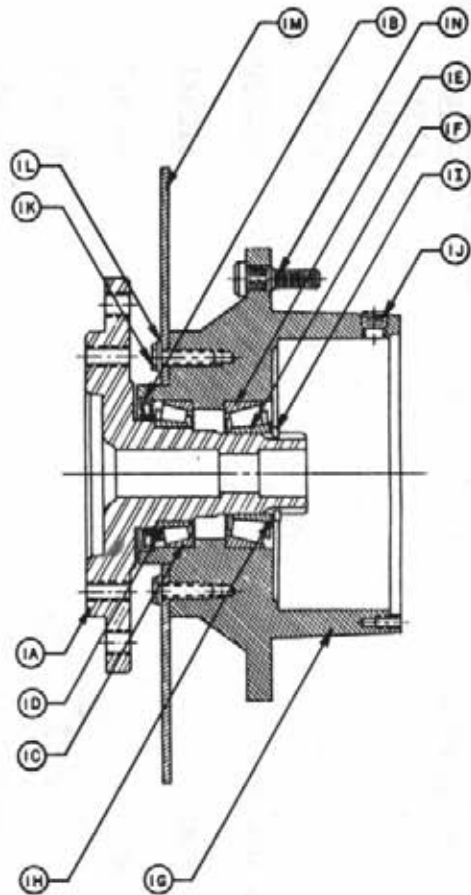
VIEW OF SHOULDER BOLT

THIS DRAWING AND DESIGN IS THE PROPERTY OF / AND ALL PROPRIETARY RIGHTS ARE RESERVED TO / FAIRFIELD MFG. CO., INC. THE RECIPIENT AGREES NOT TO DISCLOSE TO ANY PERSON OR ORGANIZATION ANY INFORMATION REGARDING THE DESIGN OR MANUFACTURE OF THE ARTICLE REPRESENTED HEREON, OR USE SAME IN ANY WAY DETRIMENTAL TO THE INTERESTS OF FAIRFIELD MFG. CO., INC.

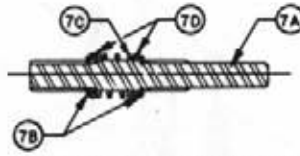
DRAFTSMAN Beck		DATE 10-8-73	FAIRFIELD MFG. CO., INC. LAFAYETTE, IND. 47505	
CHECKER			TITLE SERVICE LITERATURE	
PROJECT ENG.			SCALE:	DRAWING NO. WIA & WIB
RELEASED				

610291 - PLANETARY GEAR ASSEMBLY

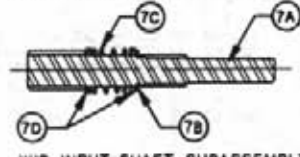
ITEM	DESCRIPTION	PART NO.	QTY.
1	Hub-spindle sub-assembly	610154	1
1A	Spindle	610038	1
1B	Seal	610904	1
1C	Bearing cup	610905	1
1D	Bearing cone	610906	1
1E	Bearing cup	610907	1
1F	Bearing cone	610908	1
1G	Hub	610047	1
1H	Spacer	610909	1
1I	Retaining ring	610910	1
1J	Pipe plug	610147	2
1N	Stud	160911	9
2	Internal gear	610148	1
3	Carrier assembly	610933	1
4	Ring gear	610937	1
5	O-ring	610903	2
6	Cover assembly	610155	1
6A	Cover	610149	1
6B	Cover cap	610914	1
6C	Bolt	610150	4
6D	Disconnect cap	610901	1
6E	Disconnect rod	610915	1
6F	O-ring	610916	1
6G	O-ring	610917	1
6H	Pipe plug	610151	1
6J	ID plate	610152	1
7	Input shaft assembly	610048	1
7A	Input shaft	610046	1
7B	Retaining ring	610936	1
7C	Spring	610145	1
7D	Spacer	610153	2
8	Input gear	610919	1
9	Thrust spacer	610920	1
10	Thrust spacer	610921	1
11	Thrust washer	610922	2
12	Bolt	610930	12
13	Shoulder bolt	610923	4
14	Coupling	610037	1
16	Flat washer	610049	15



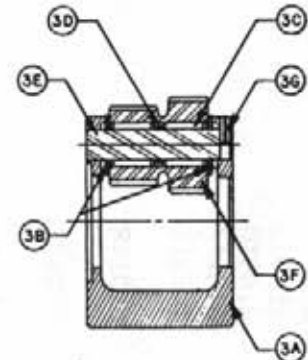
HUB-SPINDLE SUBASSEMBLY



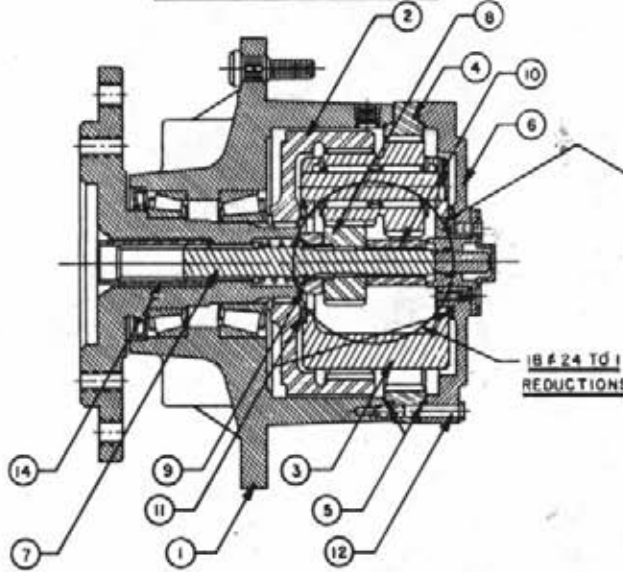
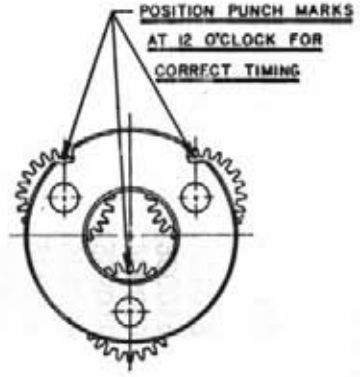
WIA INPUT SHAFT SUBASSEMBLY



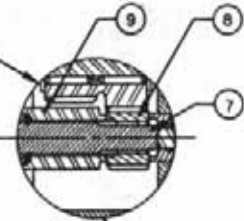
WIB INPUT SHAFT SUBASSEMBLY



CARRIER SUBASSEMBLY

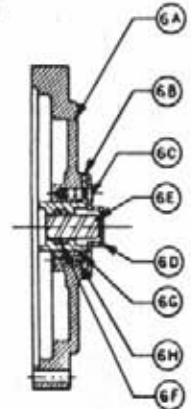


COMPLETE ASSEMBLY



18 & 24 TO 1 REDUCTIONS

30 & 35 & 68 TO 1 REDUCTIONS



COVER SUBASSEMBLY



VIEW OF SHOULDER BOLT

THIS DRAWING AND DESIGN IS THE PROPERTY OF / AND ALL PROPRIETARY RIGHTS ARE RESERVED TO / FAIRFIELD MFG. CO., INC. THE RECIPIENT AGREES NOT TO DISCLOSE TO ANY PERSON OR ORGANIZATION ANY INFORMATION REGARDING THE DESIGN OR MANUFACTURE OF THE ARTICLE REPRESENTED HEREON, OR USE SAME IN ANY WAY DETERMINAL TO THE INTEREST OF FAIRFIELD MFG. CO., INC.

DRAFTSMAN Beck		DATE 10-8-73	FAIRFIELD MFG. CO., INC. LAFAYETTE, IND. 47505
CHECKER			
PROJECT ENG.			TITLE SERVICE LITERATURE
RELEASED			SCALE: DRAWING NO. WIA & WIB

WHEEL DRIVE ASSEMBLY - 437617

<u>ITEM</u>	<u>PART NO.</u>	<u>QTY.</u>	<u>DESCRIPTION</u>
1	610156	1	Hub-spindle sub-assembly
	610052	1	Spindle
	610904	1	Seal
	610905	1	Bearing Cup
	610906	1	Bearing Cone
	610907	1	Bearing Cup
	610908	1	Bearing Cone
	610047	1	Hub
	610909	1	Spacer
	610910	1	Retaining Ring
	610147	2	pipe Plug
	610911	9	Stud
	610148	1	Internal Gear
	610912	1	Carrier Assembly
	610929	1	Ring Gear
	610903	2	O-Ring
	610157	1	Cover Assembly
	610149	1	Cover
	610914	1	Cover Cap
	610150	4	Bolt
	610901	1	Disconnect Cap
	610915	1	Disconnect Rod
	610916	1	O-Ring
	610917	1	O-Ring
	610151	1	pipe Plug
	610152	1	ID Plate
	610158	1	Input Shaft Assembly
	610159	1	Input Shaft
	610936	2	Retaining Ring
	610145	1	Spring
	610153	2	Spacer
	610919	1	Input Gear
	610920	1	Thrust Spacer
	610921	1	Thrust Spacer
	610922	2	Thrust Washer
	610930	12	Bolt
	610923	4	Shoulder Bolt
	610931	1	Coupling
	610049	1	Flat Washer
	610160	16	Retaining Ring
		1	
7	7A	1	Input Shaft Assembly
	7B	1	Input Shaft
	7C	2	Retaining Ring
	7D	1	Spring
		2	Spacer
8		1	Input Gear
9		1	Thrust Spacer
10		1	Thrust Spacer
11		1	Thrust Washer
12		2	Bolt
13		12	Shoulder Bolt
14		4	Coupling
16		1	Flat Washer
17		16	Retaining Ring

NOTICE

The following three pages contain decals for the 1982 8200

These decals can be obtained at no cost and should be used whenever your machine is repainted or when the decals become worn, weathered, or faded.

Special attention should be paid to decals involving personal safety. They have been attached for your protection.

KEEP THEM IN PLACE.

Contact: Hagie Manufacturing Co.
Box 273, Clarion, Iowa 50525

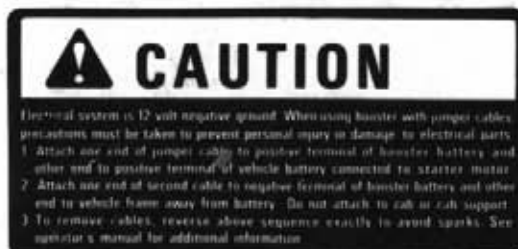
8200 DECALS

Part No.	Qty.	Description	Location
650814	1	Park Brake Decal	Near Parking Brake Lever
650847	2	No Passenger Decal	(1) - Left Rear Leg (1) - Left of Operator Station
650848	1	Slip or Fall Decal	On Left Rear Leg
650849	1	Engine Fuel Decal	Near Fuel Filler Neck
650851	2	Shields Decal	On Side of Top Engine Cover
650852	1	Read Manual Decal	Top of Console
650865	2	Hagie Decal	On Side of Top Engine Cover
650867	2	8200 Decal	On Side of Top Engine Cover
650881	1	Choke Decal	On Console Sheet Metal
650953	1	Gasoline Decal	Near Fuel Filler Neck
650956	1	Temperature Decal	On Console Sheet Metal
650957	1	Oil Decal	On Console Sheet Metal
650958	1	Generator Decal	On Console Sheet Metal
650967	1	Throttle Decal	On Console Sheet Metal
650968	1	Hydrostatic Decal	On Console Sheet Metal
650977	1	Flasher Decal	On Console Sheet Metal
650981	1	Cooling System Decal	Near Radiator Cap
650982	1	Electrical System Decal	Left Hand Side of Oil Tank
650985	4	Wheel Bolt Torque Decal	One Each Wheel Rim
650870	1	Auto/Manual Decal	On Console Sheet Metal
650871	1	LH, Ctr, & RH Decal	On Console Sheet Metal
650879	1	Up & Down Decal	On Console Sheet Metal
650820	6	Caution - Moving Parts	Puller Head Mounting Bar
650931	6	Hagie Decal 1 3/4 x 4	Front Shield of Roller Assembly
650989	6	Caution - Shields Decal	On Roller Shields
650892	3	Tasseltrol Depth Adjustment	Tasseltrol Arm Near Depth Indicator
650819	8	Danger - Cutting Blades	RH & LH Side Cutter Shields

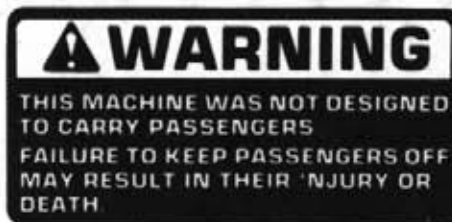
8200

650867 - 8200 Decal

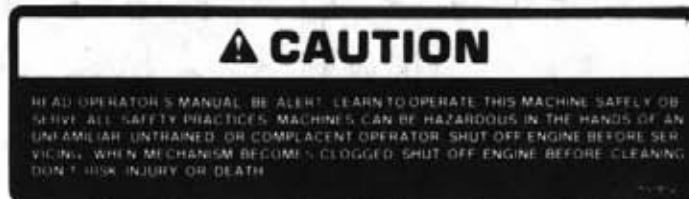
- 54 -



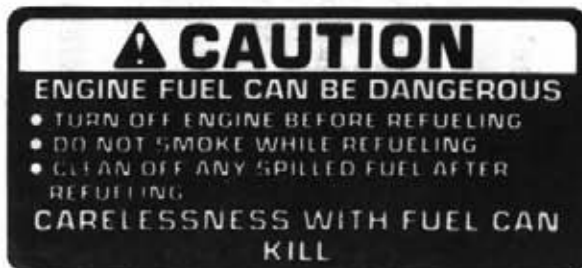
650902 - Electrical System Decal



650847 - No Passenger Decal



650052 - Read Manual Decal



650949 - Engine Fuel Decal



650020 - Moving Parts Decal



650946 - Slip or Fall Decal



650969 - Shields Decal



650851 - Shields Decal

GASOLINE


650953 - Gasoline Decal



650951 - 1 3/4 x 4 Hagie Decal



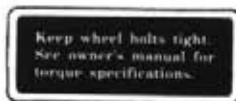
650019 - Cutting Blades Decal




650952 - Tasseltron Decal



650981 - Cooling System Decal




650985 - Wheel Bolt Torque Decal



650861 - Choke Decal



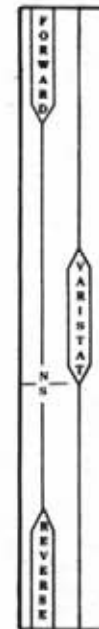
650814 - Park Brake Decal




650967 - Throttle Decal



650879 - Up and Down Decal



650068 - Hydrostatic Decal



650970 - Auto/Manual Decal



650871 - Left, Center and Right Decal



650958 - Generator Decal

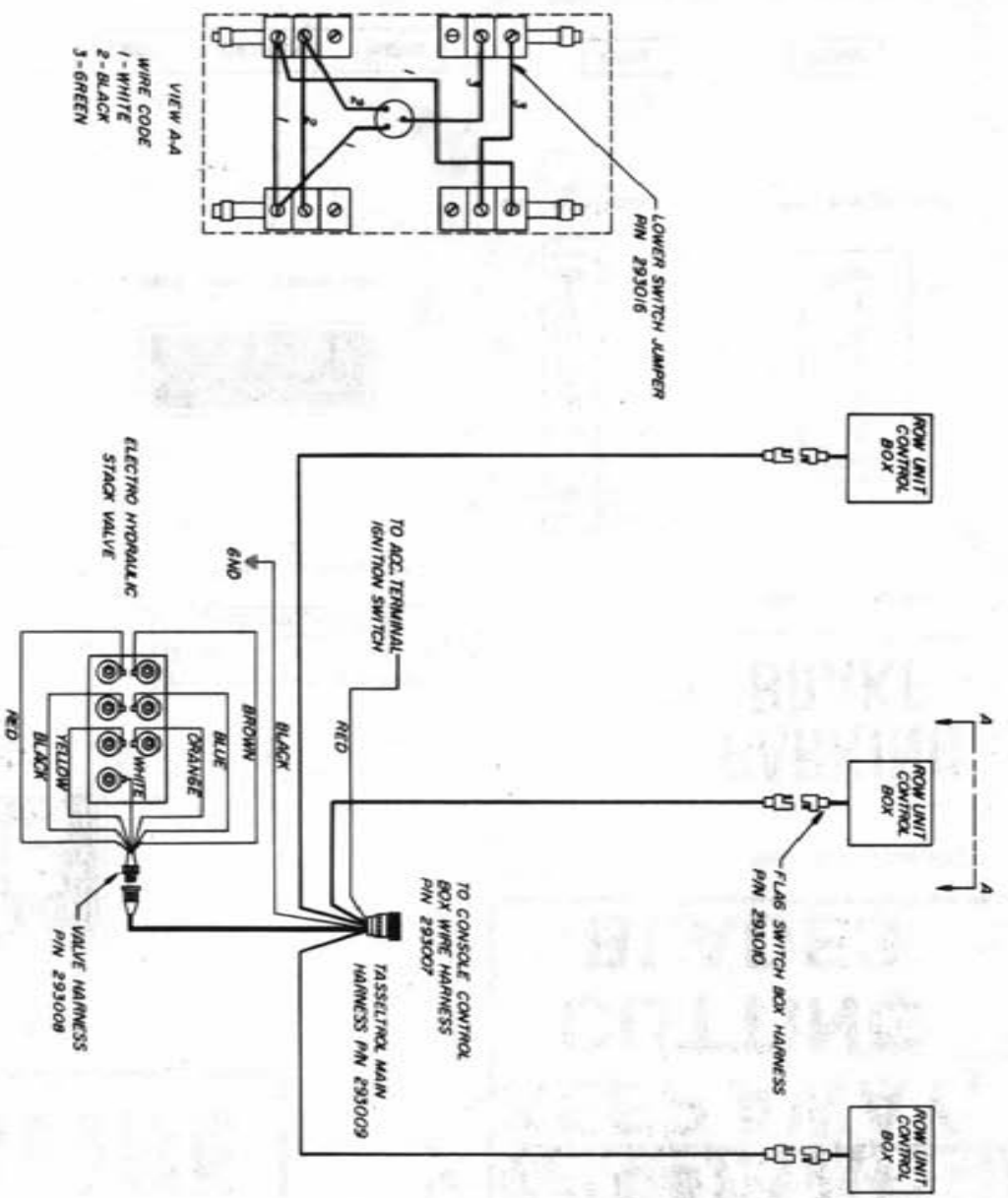


650956 - Temperature Decal

Not w/CHARGE USED



650957 - Oil Decal



LT WORKLIGHT

RT WORKLIGHT

291149
OPERATOR STATION
WIRE HARNESS

291150 MAIN WIRE HARNESS

NOTE: ITEMS SHOWN AS DASHED
LINES ARE USED WITH
RIGHT HAND FUEL TANK
OPTION ONLY.

LT FUEL SENDER

RH FUEL SENDER

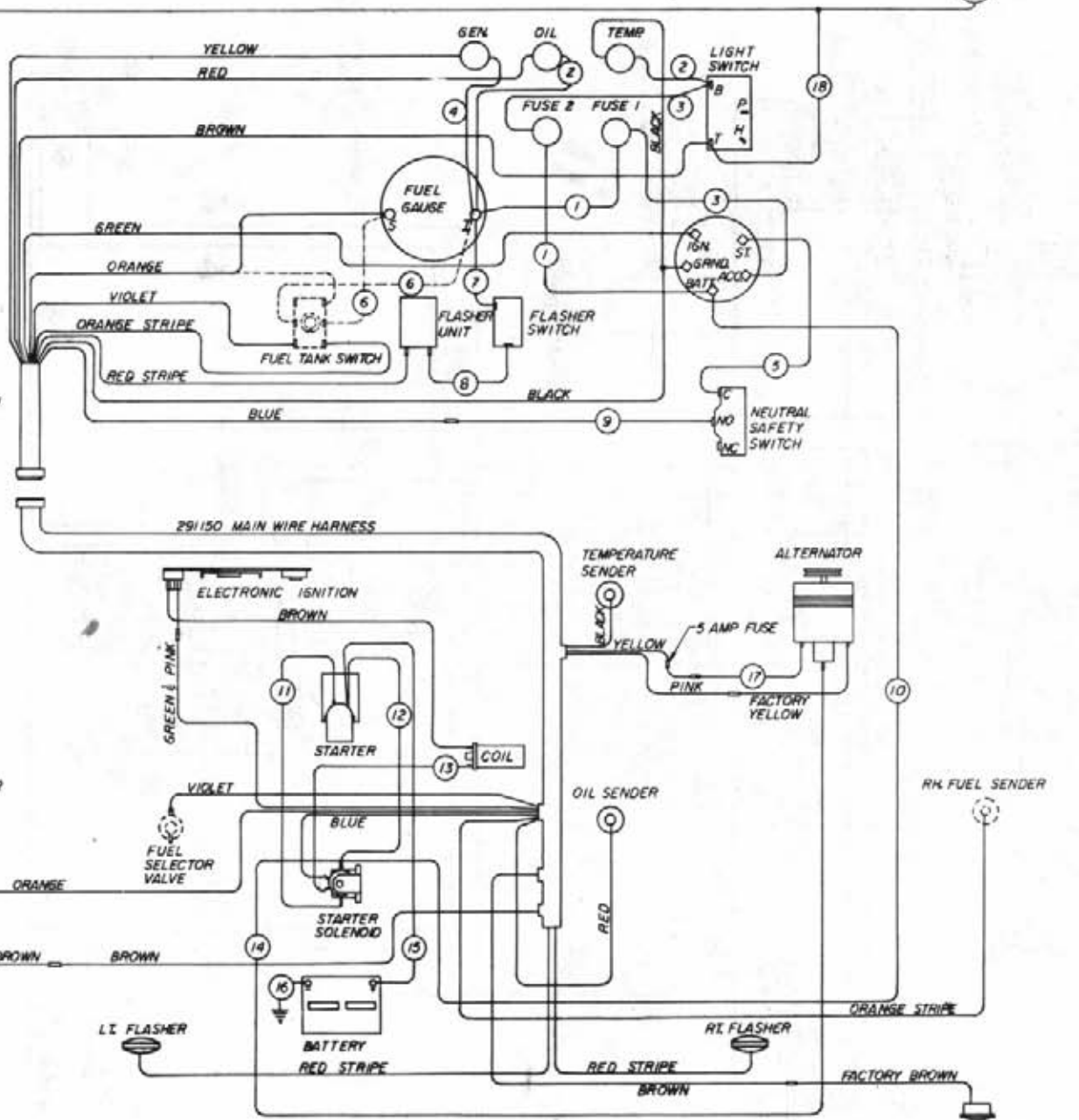
LT REAR TAIL LIGHT

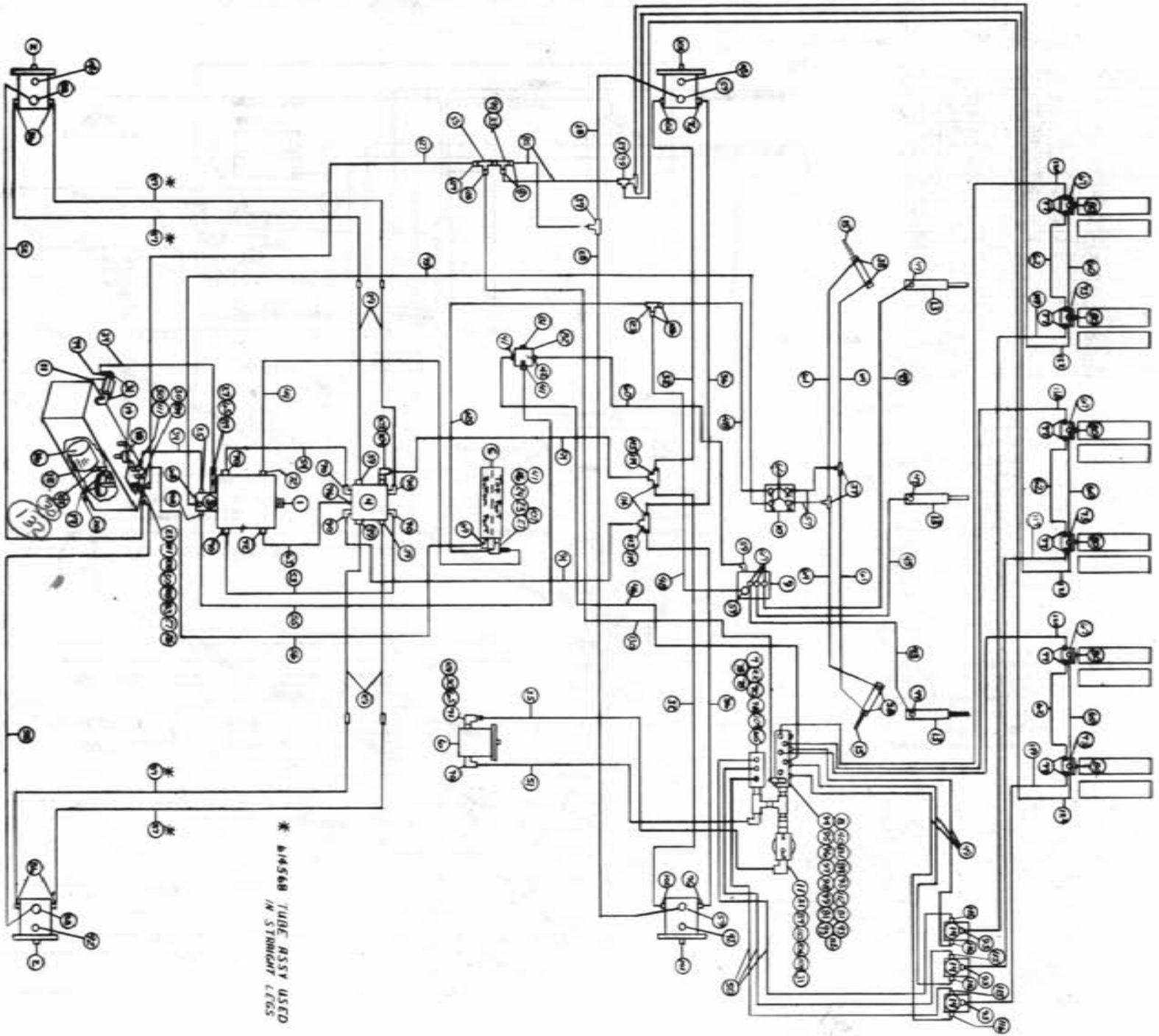
RH REAR TAIL LIGHT

10	1	291151	HEADLIGHT WIRE ASSY B200
17	1	291147	14 GA. YELLOW * 8'
16	1	290111	GROUND STRAP
15	1	291128	48" BATTERY CABLE
14	1	291453	10 GA. BLUE * 53'
13	1	291461	14 GA. RED * 18'
12	1	291278	10 GA. RED * 12'
11	1	291276	10 GA. BLUE * 14'
10	1	291454	14 GA. WHITE * 17'
9	1	291137	14 GA. BLUE * 6'
8	1	291148	16 GA. RED * 8'
7	1	291442	16 GA. RED * 12'
6	2	291037	16 GA. BLUE * 8' (RUX TANK ONLY)
5	1	291138	14 GA. BLUE * 12'
4	1	291442	16 GA. RED * 9'
3	2	291441	14 GA. GREEN * 9'
2	2	291440	16 GA. RED * 6'
1	2	291443	14 GA. RED * 10'

WIRING DIAGRAM - 8200

498134



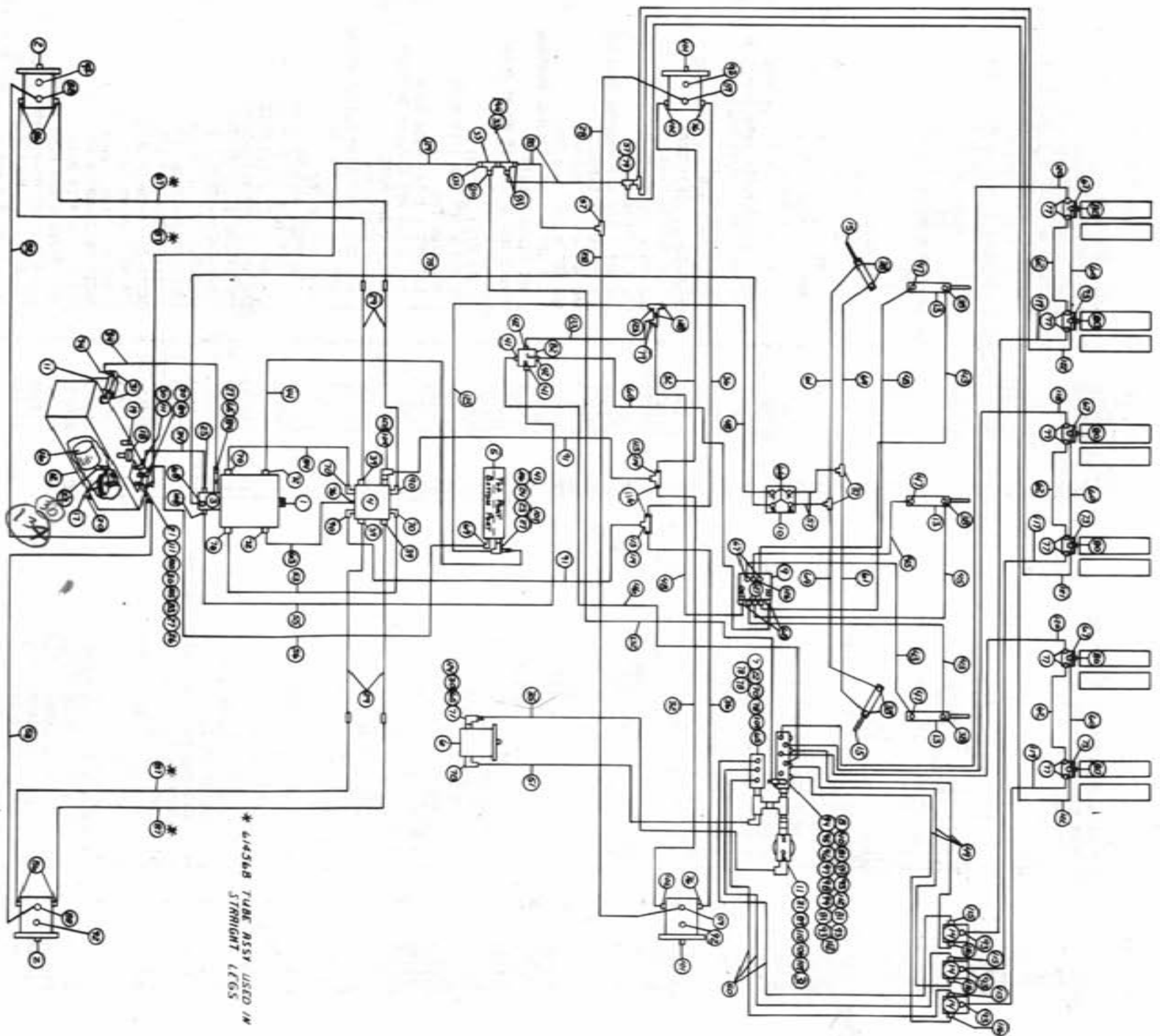


* 614568 TUBE ASSY USED
IN STRIKING LEGS

1982 8200 HYDRAULIC SCHEMATIC

SIX ROW ROLLER PULLER WITH TASSELLTROL

Ref.	Part No.	Req.	Description	Ref.	Part No.	Req.	Description
1	606844	1	Sundstrand Series 23 Pump A-Mount	67	618119	6	9/16 MOR x 90° x 9/16 MJIC
2	610030	2	Sundstrand Series 18 Wheel Motor	68	618126	1	9/16 MOR x 9/16 MJIC
3	610377	1	Cessna Aux. Pump 1.24 In ³ 4 Gal. Priority	69	716000	1	1 NPT x 90° x 3/4 Hose Barb
4	615003	1	Large Manifold	70	618178	6	1 5/16 MOR x 90° x 1 5/16 MJIC
5	618088	1	011 Cooler	71	714561	1	1 NPT x 1 1/4 Hose Barb
6	606499	1	Large Cessna Pump	72	618183	2	7/8 MOR x 90° x 3/4 MJIC
7	610050	1	3-Section Flow Divider	73	618448	3	9/16 MOR x 9/16 MJIC Run Tee
8	614566	1	Front Return Manifold	74	715664	1	1 1/4 NPT x 1 Hose Barb
9	610257	1	3-Spool Electric Valve	75	616035	1	06CIT-06FJX-06FJX-219
10	610318	1	Steering Motor 6.2 In ³	76	618241	3	3/4 MOR x 90° x 3/4 MJIC
11	605601	2	Gresen Filter 10 Micron 40 GPM	77	611128	12	7/8 MOR x 90° x 7/8 MJIC
12	760097	1	Hydraulic Oil Tank	78	611126	3	7/8 MOR x 7/8 MJIC
13	620225	1	Puller Lift Cylinder Assembly	79	618486	3	9/16 FJIC Run Tee
14	606004	3	Gresen 1-Spool Valve	80	610051	6	Barnes Motor
15	620145	2	Steering Cylinder 1 1/2 x 6	81	611147	5	1 1/2 NPT x 3/4 MJIC
16	605600	1	Michigan Filter	82	607500	1	BGR53 Flow Divider
17	605603	2	Line Diffuser	83	618520	1	1 1/4 NPT x 9/16 MJIC Tee
18	611051	1	Pressure Cap 3/4 NPT 5 Lb.	84	714560	2	1 NPT x 1 Hose Barb
19	614453	1	Dipstick 8 In.	85	615473	4	06CIT-06FJX-08FJX-18
20	501102	1	1/4 NPT Pipe Plug	86	618302	4	1 5/16 MOR x 90° x 1 1/16 MJIC
21	503000	1	1/2 NPT x 1/4 NPT Reducer Bushing	*87	615571	4	Rear Leg Hydraulic Tube Assembly
22	606952	1	Relief Valve 2000 PSI	88	618496	2	3/4 MOR x 45 x 9/16 MJIC
23	504702	1	3/4 NPT Close Nipple	89	506200	2	1 1/4 Close Nipple
24	504955	1	3/4 NPT Pipe Tee	90	618248	2	1 1/16 MOR x 90° x 1 1/16 MJIC
25	618336	1	1 1/16 MOR x 1 Hose Barb	91	615589	2	08TWM-12FJX-12FJX-126
26	505005	1	1 NPT x 1/2 NPT Reducer Bushing	92	611159	4	3/4-16 O-Ring Plug
27	505200	1	1 NPT x 90° Street Elbow	93	611124	6	1 1/2 NPT x 90° x 7/8 MJIC
28	615450	2	06CIT-06FJX-06FJX-45-112	94	503600	2	1 1/2 NPT Close Nipple
29	611141	4	12TWM-12FJX-12MJ-53	95	504210	1	3/4 NPT x 1/2 NPT Reducer Bushing
30	505300	4	1 1/4 NPT x 90° Elbow	96	504501	1	3/4 NPT x 90° Elbow
31	506410	4	1 1/4 NPT x 90° Street Elbow	97	614240	1	3/4 NPT Relief Valve
32	615426	2	08TWM-08FJX90-10FJX-114	98	714350	1	3/4 NPT x 1/2 Hose Barb
33	503820	2	1 1/2 NPT Pipe Tee	99	506005	1	1 1/4 NPT x 1 NPT Reducer Bushing
34	601256	1	1" 2-Braid Red Hose x 31	100	505201	1	1 NPT Close Nipple
35	601194	2	1 1/4 2-Braid Red Hose x 93	101	610029	2	Sundstrand Series 15 Wheel Motor
36	615427	2	08TWM-08FJX-10FJX-107	102	611125	2	3/4 MOR x 3/4 MJIC
37	610193	4	9/16 MJIC Bulk Head Tee	103	610028	1	16 GPM Flow Control
38	611122	4	1/4 NPT x 90° x 9/16 MJIC	104	618279	1	7/8 MOR x 90° x 1 1/16 MJIC
39	611127	3	1 1/16MOR x 1 1/16 MJIC	105	505101	1	1 NPT Pipe Tee
40	611145	3	1/2 NPT x 90° x 3/4 MJIC	106	715660	1	1 1/4 NPT x 1 1/4 Hose Barb
41	610300	3	3/8 NPT x 9/16 MJIC	107	505213	1	1 NPT x 3/4 NPT Reducer Bushing
42	618011	1	04CIT-06FJX-06FJX-240	108	618327	2	1 NPT x 1 5/16 MOR
43	614554	2	08CIT-08FJX-08FJX-105	109	618330	1	1 1/4 NPT x 90° Side Outlet Elbow
44	615464	1	04CIT-06FJX-06FJX-88	110	506701	1	1 1/4 NPT x 90°
45	614077	1	08CIT-08FJX-08FJX-29	111	714331	2	1 NPT x 3/4 Hose Barb
46	615385	1	Restrictor Elbow Assembly	112	503700	2	1 1/2 NPT Pipe Tee
47	614365	3	04CIT-06FJX-06FJX-44	113	618449	2	1 1/16 MJIC Bulk Head Tee
48	611260	2	08CIT-08FJX-08FJX-52	114	618518	4	1 1/16 FJIC x 7/8 MJIC
49	614338	3	10C2AT-10FJX-10FJX-42	115	618156	4	3/4 NPT x 90° x 7/8 MJIC
50	614555	3	16C2AT-16FJX-16FJX90-114	116	610305	4	3/4 NPT x 90° x 3/4 MJIC
51	614556	1	06CIT-06FJX-06FJX-140	117	614342	1	10C2AT-10FJX-10FJX-139
52	614549	1	RH Sundstrand Pump Hydraulic Tube Assy.	118	614501	1	10C2AT-10FJX-10FJX-139
53	615568	1	LH Sundstrand Pump Hydraulic Tube Assy.	119	614483	2	10RULA-10FJX-10FJX-319
54	615569	1	08CIT-08FJX-08FJX-132	120	614505	2	04CIT-06FJX-06FJX-133
55	614425	1	04CIT-06FJX-06FJX-55	121	614101	1	04CIT-06FJX-06FJX-301
56	601198	1	3/4 2-Braid Red Hose x 110	122	614504	2	3/4 MJIC Union Tee
57	615442	2	04CIT-06FJX-06FJX-126	123	618311	1	1 NPT x 3 Pipe Nipple
58	615449	1	04CIT-06FJX-06FJX-78	124	505210	1	08CIT-08FJX-08FJX-66
59	618115	4	3/4 MOR x 90° x 9/16 MJIC	125	616032	1	3/4 FJIC x 9/16 MJIC
60	611204	4	04CIT-06FJX-06FJX-37	126	618482	2	3/4 2-Braid Red Hose x 140
61	616026	2	10C2AT-10FJX-10FJX-80	127	601265	1	1 1/2 NPT x 1/2 Hose Barb
62	614340	3	08CIT-08FJX-08FJX-33	128	714340	1	1/2 NPT x 3/4 Hose Barb
63	615465	1	04CIT-06FJX-06FJX-32	129	712440	1	1 1/2 1-Braid Black EPDM Hose x 37 1/2
64	616056	2	1 5/16 MOR x 1 NPT Adapter	130	601223	1	3/8 NPT Pipe Plug
65	618090	3	3/4 MOR x 9/16 MJIC	131	502800	1	
66	618109	4		132	505203	1	1 x 4 Pipe Nipples



1982 8200 HYDRAULIC SCHEMATIC
SIX ROW ROLLER PULLER WITHOUT TASSELTRAIL

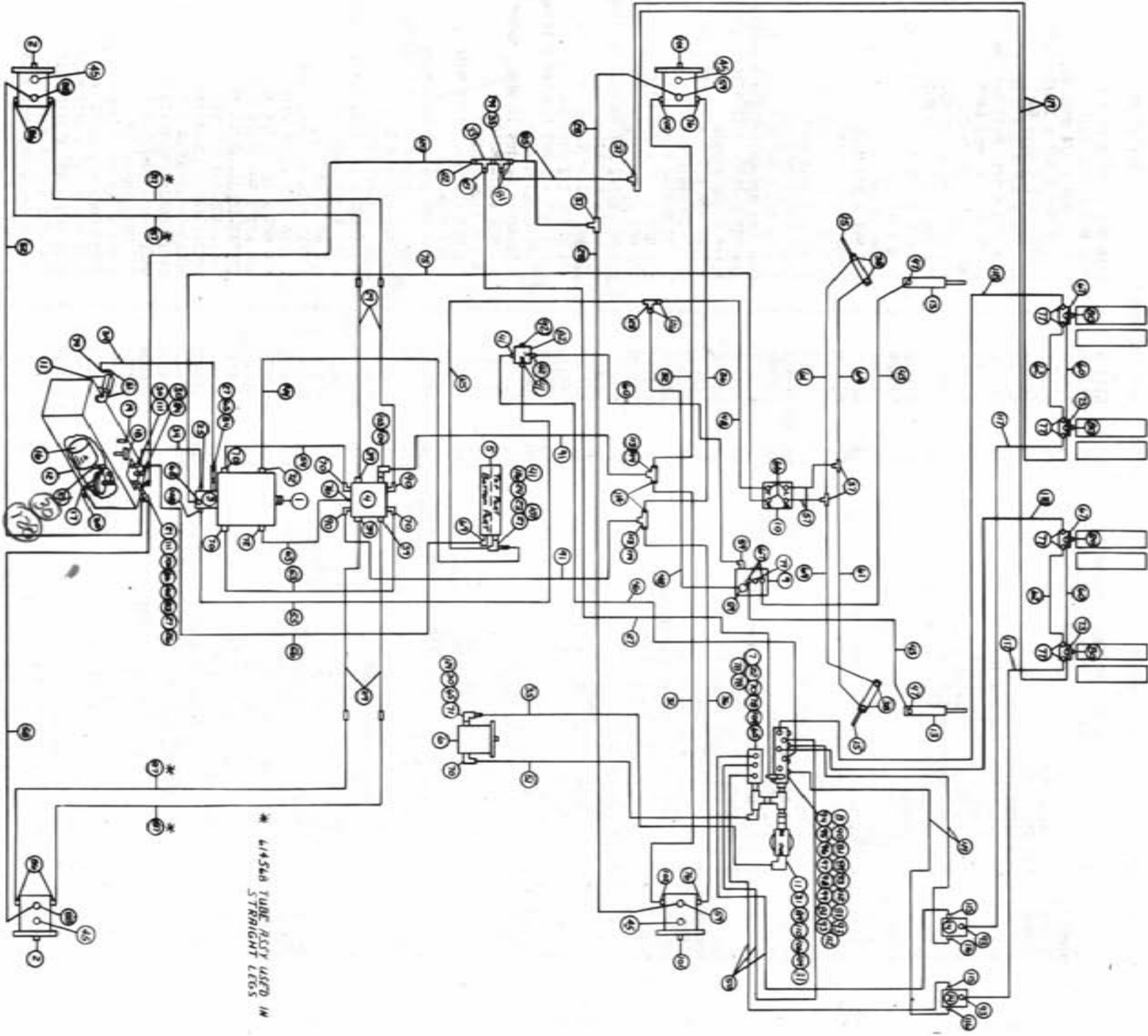
Ref.	Part No.	Req.	Description	Ref.	Part No.	Req.	Description
1	606844	1	Sundstrand Series 23 Pump A-Mount	67	618119	5	9/16 MOR x 90° x 9/16 MJIC
2	610030	2	Sundstrand Series 18 Wheel Motor	68	618126	3	9/16 MOR x 9/16 MJIC
3	610377	1	Cessna Aux. Pump 1.24 in ³ 4 Gal. Priority	69	716000	1	1 NPT x 90° x 3/4 Hose Barb
4	615003	1	Large Manifold	70	618178	6	1 5/16 MOR x 90° x 1 5/16 MJIC
5	618088	1	Oil Cooler	71	714561	1	1 NPT x 1 1/4 Hose Barb
6	606499	1	Large Cessna Pump	72	618183	3	7/8 MOR x 90° x 3/4 MJIC
7	610050	1	3-Section Flow Divider	73	618448	2	9/16 MOR x 9/16 MJIC Run Tee
8	614566	1	Front Return Manifold	74	715664	1	1 1/4 NPT x 1 Hose Barb
9	606585	1	Cessna 3-Spool Valve	75	616035	3	06C1T-06FJX-06FJX-219
10	610318	2	Steering Filter 10 Micron 40 GPM	76	618241	3	3/4 MOR x 90° x 3/4 MJIC
11	605601	1	Gresen Filter 6.2 in ³	77	611128	12	7/8 MOR x 90° x 7/8 MJIC
12	760097	2	Hydraulic Oil Tank	78	611126	3	7/8 MOR x 7/8 MJIC
13	620900	1	Hydraulic Oil Tank	79	618486	2	9/16 FJIC Run Tee
14	620900	3	Puller Lift Cylinder Assembly	80	610051	6	Barnes Motor
15	620145	3	Gresen 1-Spool Valve	81	611147	5	1/2 NPT x 3/4 MJIC
16	605600	2	Steering Cylinder Assembly 1 1/2 x 6	82	607500	1	BGR53 Flow Divider
17	605603	2	Michigan Filter	83	618520	1	1/4 NPT x 9/16 MJIC Tee
18	611051	1	Line Diffuser	84	714560	2	1 NPT x 1 Hose Barb
19	614453	1	Pressure Cap 3/4 NPT 5 Lb.	85	615473	2	06C1T-06FJX-08FJX-18
20	501102	1	Dipstick 8 in.	86	618302	4	1 5/16 MOR x 90° x 1 1/16 MJIC
21	503000	1	1/4 NPT Pipe Plug	87	615571	4	Rear Leg Hydraulic Tube Assembly
22	606952	1	1/2 NPT x 1/4 NPT Reducer Bushing	*87	618496	4	3/4 MOR x 45° x 9/16 MJIC
23	504702	1	Relief Valve 2000 PSI	88	506200	2	1 1/4 Close Nipple
24	504955	1	3/4 NPT Close Nipple	89	618248	2	1 1/16 MOR x 90° x 1 1/16 MJIC
25	618336	1	3/4 NPT Pipe Tee	90	615589	2	08TMM-12FJX-12FJX-126
26	505005	1	1 1/16 MOR x 1 Hose Barb	91	611159	4	3/4-1/2 O-Ring Plug
27	505200	1	1 NPT x 1/2 NPT Reducer Bushing	92	611124	6	1/2 NPT x 90° x 7/8 MJIC
28	615450	2	1 NPT x 90° Street Elbow	93	611124	2	1/2 NPT Close Nipple
29	611141	4	06C1T-06FJX-06FJX-112	94	503600	2	1/2 NPT Close Nipple
30	505300	4	12TMM-12FJX-12MJ-53	95	504210	1	3/4 NPT x 1/2 NPT Reducer Bushing
31	506410	5	1 NPT x 90° Elbow	96	614240	1	3/4 NPT Retief Valve
32	615426	2	08TMM-08FJX90-10FJX-114	97	714350	1	3/4 NPT Elbow
33	503820	2	1 1/2 NPT Pipe Tee	98	614240	1	3/4 NPT Retief Valve
34	601256	2	1" 2-Braid Red Hose x 31	99	506605	1	1 NPT x 1 NPT Reducer Bushing
35	601194	1	1 1/4 2-Braid Red Hose x 93	100	505201	1	1 NPT Close Nipple
36	615427	2	08TMM-08FJX-10FJX-107	101	610029	2	Sundstrand Series 15 Wheel Motor
37	610193	7	9/16 MJIC Bulk Head Tee	102	611125	2	3/4 MOR x 3/4 MJIC
38	611122	4	1/4 NPT x 90° x 9/16 MJIC	103	618279	1	16 GPM Flow Control
39	611127	3	1 1/16 MOR x 1 1/16 MJIC	104	618279	1	7/8 MOR x 90° x 1 1/16 MJIC
40	611145	1	1/2 NPT x 90° x 3/4 MJIC	105	505101	1	1 NPT Pipe Tee
41	610300	2	3/4 NPT x 3/4 MJIC	106	715660	1	1 1/4 NPT x 1 1/4 Hose Barb
42	618011	3	3/8 NPT x 9/16 MJIC	107	505213	1	1 NPT x 3/4 NPT Reducer Bushing
43	614554	4	4C1T-06FJX-06FJX-240	108	618327	1	7/8 MOR x 3/4 MJIC
44	615464	1	08C1T-08FJX-08FJX-105	109	618330	2	1 NPT x 1 5/16 MOR
45	614101	2	08C1T-06FJX-08FJX-133	110	506701	2	1 1/4 NPT x 90° Side Outlet Elbow
46	615385	1	04C1T-08FJX-08FJX-29	111	714331	1	1 NPT x 3/4 Hose Barb
47	614365	3	Restrictor Elbow Assembly	112	503700	2	1/2 NPT Pipe Plug
48	611260	2	04C1T-06FJX-06FJX-44	113	618449	2	1 1/16 MJIC Bulk Head Tee
49	614338	3	08C1T-08FJX-08FJX-52	114	618518	4	1 1/16 FJIC x 7/8 MJIC
50	614555	3	10C2AT-10FJX-10FJX-42	115	618156	3	3/4 NPT x 90° x 7/8 MJIC
51	614556	3	16C2AT-16FJX-16FJX90 114	116	610305	4	3/4 NPT x 90° x 3/4 MJIC
52	614549	1	06C1T-06FJX-06FJX-140	117	614342	1	10C2AT-10FJX-10FJX-139
53	615568	1	RH Sundstrand Pump Hydraulic Tube Assy.	118	614501	1	10C1T-10FJX-10FJX-139
54	615569	1	LH Sundstrand Pump Hydraulic Tube Assy.	119	614483	1	10C2AT-10FJX-10FJX-339
55	614425	1	08C1T-08FJX-08FJX-132	120	614505	2	10RLA-10FJX-10FJX-319
56	601198	1	04C1T-06FJX-06FJX-110	121	614101	1	04C1T-06FJX-06FJX-133
57	615442	2	04C1T-06FJX-06FJX-55	122	614504	2	04C1T-06FJX-06FJX-301
58	615449	1	06C1T-06FJX-06FJX-126	123	618311	1	3/4 MJIC Union Tee
59	618115	2	3/4 MOR x 90° x 9/16 MJIC	124	505210	1	1 NPT x 3 Pipe Nipple
60	611204	4	04C1T-06FJX-06FJX-78	125	616032	1	08C1T-08FJX-08FJX-66
61	616026	2	04C1T-06FJX-06FJX-37	126	618440	3	9/16 MOR x 90° x 9/16 MJIC
62	614340	3	10C2AT-10FJX-10FJX-80	127	618425	3	9/16 MOR x 45° x 9/16 MJIC
63	615465	1	08C1T-08FJX-08FJX-33	128	618482	2	3/4 FJIC x 9/16 MJIC
64	616056	2	04C1T-06FJX-06FJX-32	129	601265	1	3/4 2-Braid Red Hose x 140
65	618090	3	1 5/16 MOR x 1 NPT Adapter	130	714340	1	1/2 NPT x 1/2 Hose Barb
66	618109	4	3/4 MOR x 9/16 MJIC	131	712440	1	1/2 NPT x 3/4 Hose Barb
				132	601223	1	1/2 1-Braid Black EPDM Hose x 37 1/2
				133	615401	1	06C1T-06FJX-06FJX-22

134

505203

1

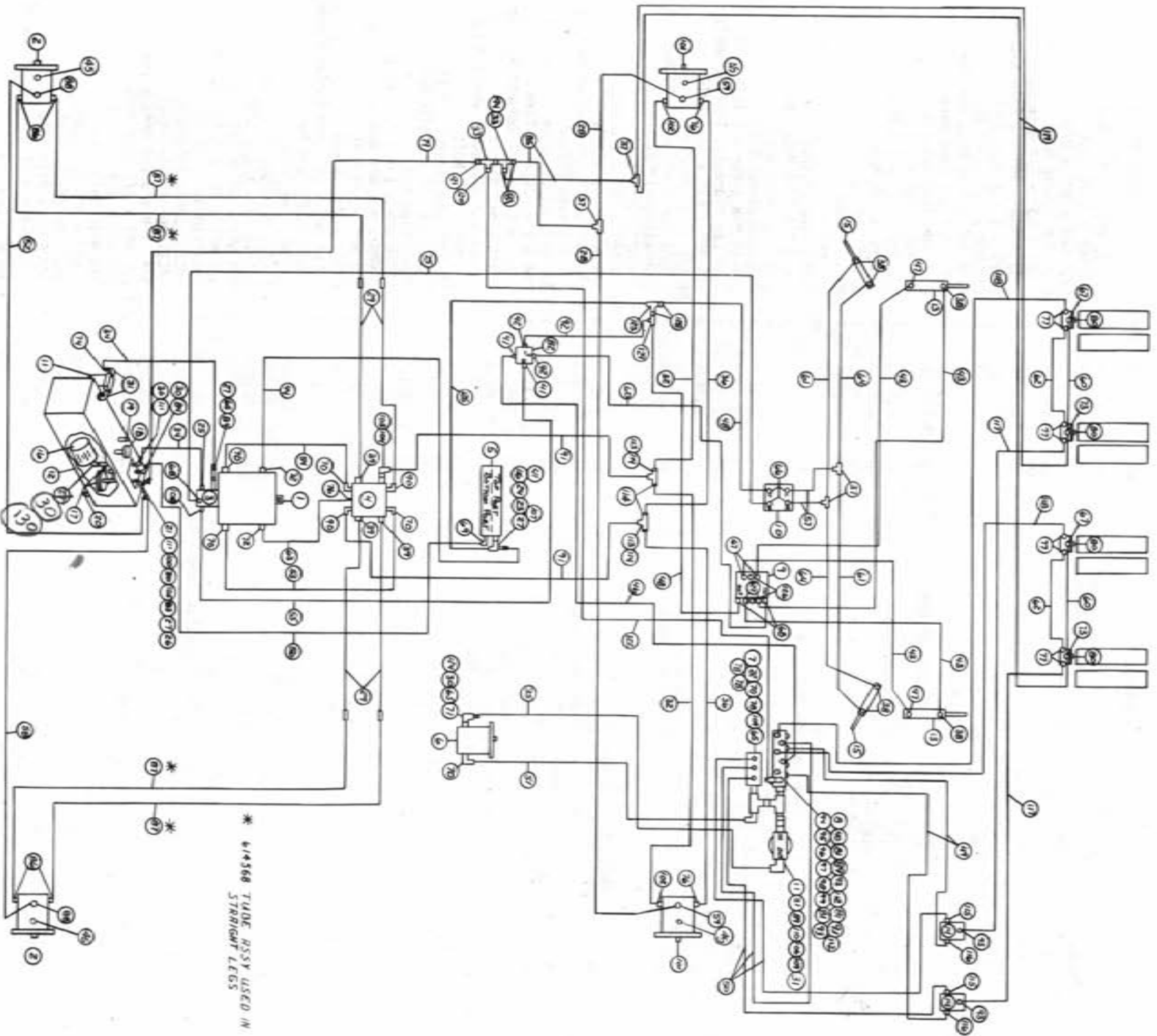
1 x 4 PIPE NIPPLE



* 614568 TUBE R557 USED IN STRAIGHT LEGS

1982 8200 HYDRAULIC SCHEMATIC
FOUR ROW ROLLER PULLER WITH TASSELLTROL

Ref.	Part No.	Req	Description	Ref.	Part No.	Req.	Description
1	606844	1	Sundstrand Series 23 Pump A-Mount	65	618090	3	1 5/16 MOR x 1 NPT Adapter
2	610030	2	Sundstrand Series 18 Wheel Motor	66	618109	4	3/4 MOR x 9/16 MJIC
3	610377	3	Cessna Aux. Pump 1.24 in ³ 4 Gal. Priority	67	618119	5	9/16 MOR x 90° x 9/16 MJIC
4	615003	1	Large Manifold	68	618126	1	9/16 MOR x 9/16 MJIC
5	618088	1	011 Cooler	69	716000	1	1 NPT x 90° x 3/4 Hose Barb
6	606499	1	Large Cessna Pump	70	618178	6	1 5/16 MOR x 90° x 1 5/16 MJIC
7	610050	1	3-Section Flow Divider	71	714561	1	1 NPT x 1 1/4 Hose Barb
8	614566	1	Front Return Manifold	72	618183	2	7/8 MOR x 90° x 3/4 MJIC
9	610257	1	3-Spool Electric Valve	73	618448	2	9/16 MOR x 9/16 MJIC Run Tee
10	610318	1	Steering Motor 6.2 in ³	74	715664	1	1 1/4 NPT x 1 Hose Barb
11	605601	2	Gresen Filter 10 Micron 40 GPM	75	616035	1	06CIT-06FJX-06FJX-219
12	760097	1	Hydraulic Oil Tank	76	618241	3	3/4 MOR x 90° x 3/4 MJIC
13	620225	2	Steering Motor 6.2 in ³	77	611128	8	7/8 MOR x 90° x 7/8 MJIC
14	606004	2	Steering Cylinder 1 1/2 x 6	78	611126	3	7/8 MOR x 7/8 MJIC
15	620145	2	Steering Cylinder 1 1/2 x 6	79	610185	1	9/16 MOR Plug
16	605600	1	Michigan Filter	80	610051	4	Barnes Motor
17	605603	2	Line Diffuser	81	611147	5	1/2 NPT x 3/4 MJIC
18	611051	1	Pressure Cap 3/4 NPT 5 Lb.	82	607500	1	BGRS3 Flow Divider
19	614453	1	Dipstick 8 in.	83	618520	1	1/4 NPT x 9/16 MJIC Tee
20	501102	1	1/4 NPT Pipe Plug	84	714560	2	1 NPT x 1 Hose Barb
21	503000	1	1/2 NPT x 1/4 NPT Reducer Bushing	85	615473	2	06CIT-06FJX-08FJX-18
22	606952	1	Relief Valve 2000 PSI	86	618302	4	1 5/16 MOR x 90° x 1 1/16 MJIC
23	504702	1	3/4 NPT Close Nipple	87	615571	4	Rear Leg Hydraulic Tube Assembly
24	504955	1	3/4 NPT Pipe Tee	88	618496	2	3/4 MOR x 45° x 9/16 MJIC
25	618336	1	1 1/16 MOR x 1 Hose Barb	89	506200	2	1 1/4 Close Nipple
26	505005	1	1 NPT x 1/2 NPT Reducer Bushing	90	618248	2	1 1/16 MOR x 90° x 1 1/16 MJIC
27	505200	3	1 NPT x 90° Street Elbow	91	615589	2	08TMM-12FJX-12FJX-126
28	615450	2	06CIT-06FJX-06FJX-112	92	502800	1	3/8 NPT Pipe Plug
29	611141	4	12TMM-12FJX-12MJ-53	93	611124	5	1/2 NPT x 90° x 7/8 MJIC
30	505300	4	1 NPT x 90° Elbow	94	503600	2	1/2 NPT Close Nipple
31	506410	4	1 1/4 NPT x 90° Street Elbow	95	504210	1	3/4 NPT x 1/2 NPT Reducer Bushing
32	615426	2	08TMM-08FJX90-10FJX-114	96	504501	1	3/4 NPT x 90° Elbow
33	503820	2	1/2 NPT Pipe Tee	97	614240	1	3/4 NPT Relief Valve
34	601256	2	1" 2-Braid Red Hose x 31	98	714350	1	1 1/4 NPT x 1/2 Hose Barb
35	601194	1	1 1/4 2-Braid Red Hose x 93	99	506005	1	1 1/4 NPT x 1 NPT Reducer Bushing
36	615427	2	08TMM-08FJX-10FJX-107	100	505201	1	1 NPT Close Nipple
37	610193	4	9/16 MJIC Bulk Head Tee	101	610029	2	Sundstrand Series 15 Wheel Motor
38	611122	3	1/4 NPT x 90° x 9/16 MJIC	102	611125	2	3/4 MOR x 3/4 MJIC
39	611127	4	1 1/16 MOR x 1 1/16 MJIC	103	610028	1	16 GPM Flow Control
40	611145	3	1/2 NPT x 90° x 3/4 MJIC	104	618279	1	7/8 MOR x 90° x 1 1/16 MJIC
41	610300	3	3/4 NPT x 3/4 MJIC	105	505101	1	1 NPT Pipe Tee
42	618011	1	3/8 NPT x 9/16 MJIC	106	715660	1	1 1/4 NPT x 1 1/4 Hose Barb
43	614101	2	04CIT-06FJX-06FJX-133	107	505213	1	1 NPT x 3/4 NPT Reducer Bushing
44	615464	1	08CIT-08FJX-08FJX-105	108	618327	1	7/8 MOR x 3/4 MJIC
45	611159	4	3/4-16 O-Ring Plug	109	618330	2	1 NPT x 1 5/16 MOR
46	615385	1	08CIT-08FJX-08FJX-29	110	506701	2	1 1/4 NPT x 90° Side Outlet Elbow
47	614365	2	Restrictor Elbow Assembly	111	714331	2	1 NPT x 3/4 Hose Barb
48	611260	2	04CIT-06FJX-06FJX-44	112	503700	2	1/2 NPT Pipe Plug
49	614338	2	08CIT-08FJX-08FJX-52	113	618449	2	1 1/16 MJIC Bulk Head Tee
50	614555	3	10C2AT-10FJX-10FJX-42	114	618518	4	1 1/16 FJIC x 7/8 MJIC
51	614556	2	16C2AT-16FJX-16FJX90-114	115	618156	2	3/4 NPT x 90° x 7/8 MJIC
52	614549	1	06CIT-06FJX-06FJX-140	116	610305	3	3/4 NPT x 90° x 3/4 MJIC
53	615568	1	RH Sundstrand Pump Hydraulic Tube Assy.	117	614507	2	10C1T-10FJX-10FJX-168
54	615669	1	LH Sundstrand Pump Hydraulic Tube Assy.	118	614428	2	10C2AT-10FJX-10FJX-198
55	614425	1	08CIT-08FJX-08FJX-132	119	614158	2	04CIT-06FJX-06FJX-199
56	601198	1	3/4 2-Braid Red Hose x 110	120	601265	1	3/4 2-Braid Red Hose x 140
57	615442	2	04CIT-06FJX-06FJX-55	121	714340	1	1/2 NPT x 1/2 Hose Barb
58	615449	1	06CIT-06FJX-06FJX-126	122	712440	1	1/2 NPT x 3/4 Hose Barb
59	618115	4	3/4 MOR x 90° x 9/16 MJIC	123	618311	1	3/4 MJIC Union Tee
60	611204	4	04CIT-06FJX-06FJX-78	124	505210	1	1 NPT x 3 Pipe Nipple
61	616026	2	04CIT-06FJX-06FJX-37	125	616032	1	08CIT-08FJX-08FJX-66
62	614340	2	10C2AT-10FJX-10FJX-80	126	618482	2	3/4 FJIC x 9/16 MJIC
63	615465	1	08CIT-08FJX-08FJX-33	127	601223	2	1/2 1-Braid Black EPDM Hose x 37 1/2
64	616056	2	04CIT-06FJX-06FJX-32	128	505205	1	1 x 4 Pipe Nipple

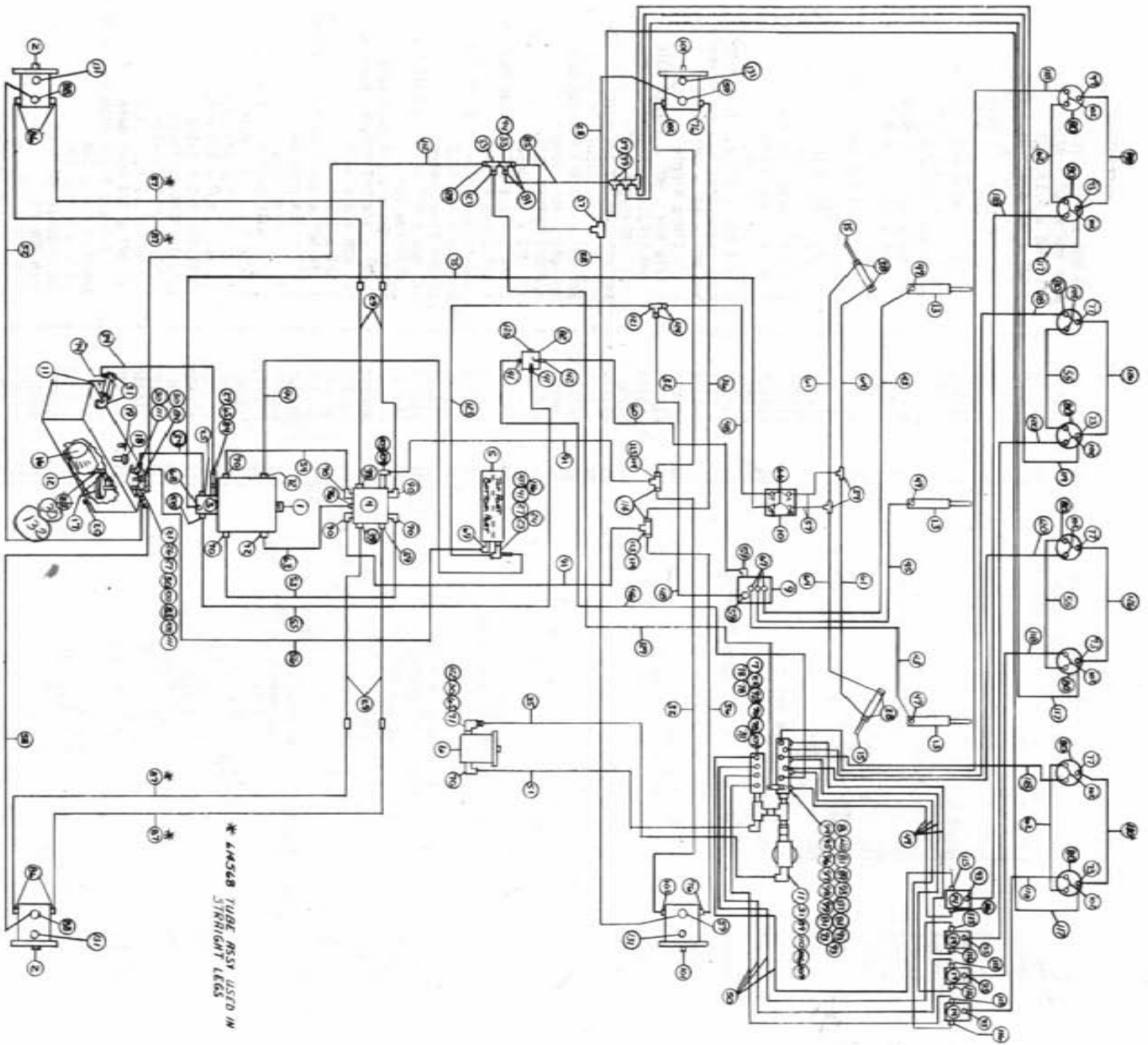


* 614368 TUBE RSSY USED IN STRAIGHT LEGS

1982 8200 HYDRAULIC SCHEMATIC

FOUR ROW ROLLER PULLER WITHOUT TASSELTRROL

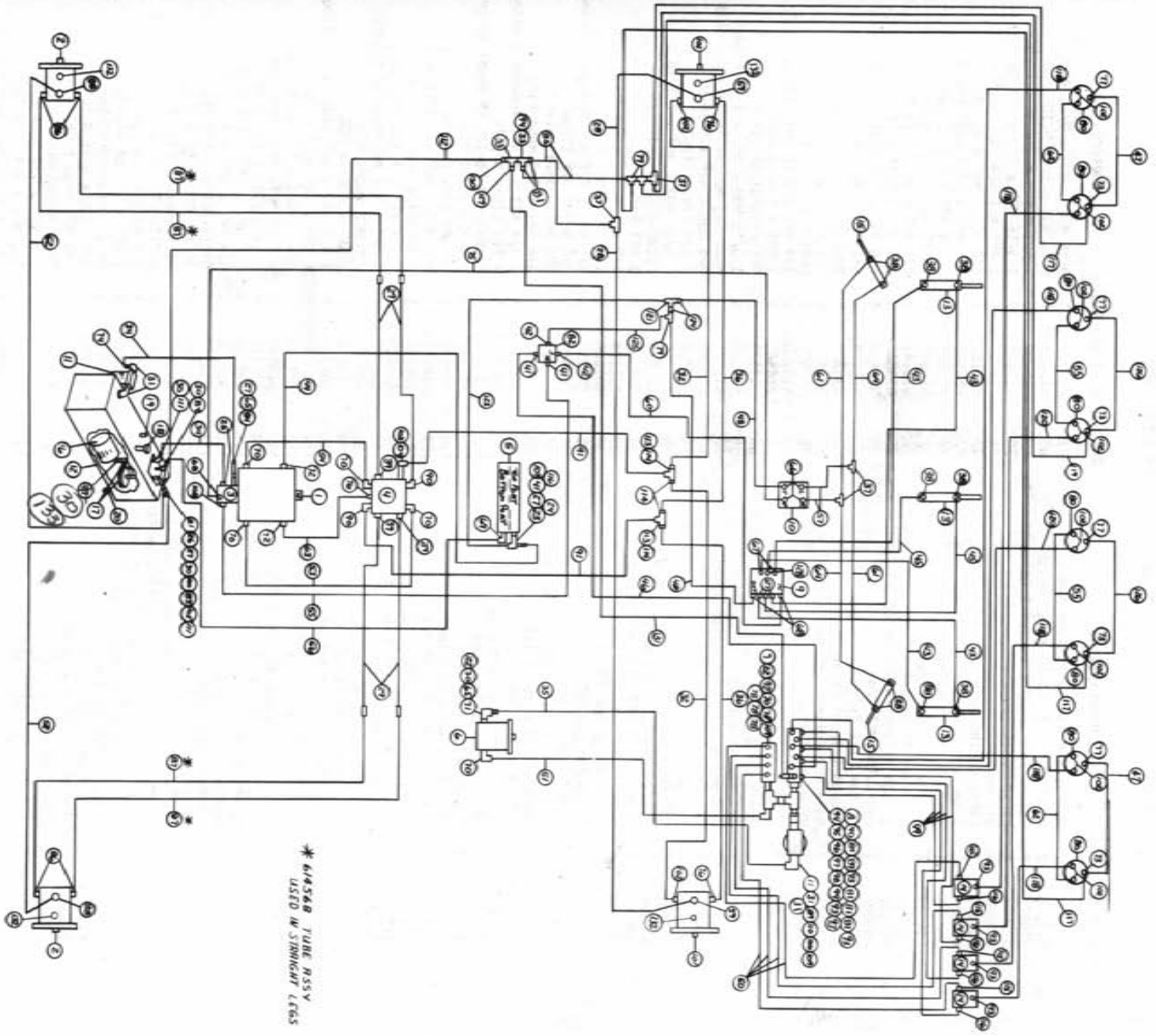
Ref.	Part No.	Req.	Description	Ref.	Part No.	Req.	Description
1	606844	1	Sundstrand Series 23 Pump A-Mount	66	618109	4	3/4 MOR x 9/16 MJIC
2	610030	2	Sundstrand Series 18 Wheel Motor	67	618119	4	9/16 MOR x 90° x 9/16 MJIC
3	610377	1	Cessna Aux. Pump 1.24 in ³ 4 Gal. Priority	68	618126	3	9/16 MOR x 9/16 MJIC
4	615003	1	Large Manifold	69	716000	1	1 NPT x 90° x 3/4 Hose Barb
5	618088	1	011 Cooler	70	618178	6	1 5/16 MOR x 90° x 1 5/16 MJIC
6	606499	1	Large Cessna Pump	71	714561	1	1 NPT x 1 1/4 Hose Barb
7	610050	1	3-Section Flow Divider	72	618183	2	7/8 MOR x 90° x 3/4 MJIC
8	614566	1	Front Return Manifold	73	618448	2	9/16 MOR x 9/16 MJIC Run Tee
9	606585	1	Cessna 3-Spool Valve	74	715664	1	1 1/4 NPT x 1 Hose Barb
10	610318	1	Steering Motor 6.2 in ³	75	616035	1	06C1T-06FJX-06FJX-219
11	605601	2	Gresen Filter 10 Micron 40 GPM	76	618241	3	3/4 MOR x 90° x 3/4 MJIC
12	760097	2	Hydraulic Oil Tank	77	611128	8	7/8 MOR x 90° x 7/8 MJIC
13	620900	2	Puller Lift Assembly	78	611126	3	7/8 MOR x 7/8 MJIC
14	606004	2	Gresen 1-Spool Valve	79	601265	1	3/4 2-Braid Red Hose x 140
15	620145	2	Steering Cylinder Assembly 1 1/2 x 6	80	610051	4	Barnes Motor
16	605600	1	Michigan Filter	81	611147	5	1/2 NPT x 3/4 MJIC
17	605603	2	Line Diffuser	82	607500	1	BGR53 Flow Divider
18	611051	1	Pressure Cap 3/4 NPT 5 Lb.	83	618520	1	1/4 NPT x 9/16 MJIC Tee
19	614453	1	Dipstick 8 in.	84	714560	2	1 NPT x 1 Hose Barb
20	501102	1	1/4 NPT Pipe Plug	85	615473	2	06C1T-06FJX-08FJX-18
21	503000	1	1/2 NPT x 1/4 NPT Reducer Bushing	86	618302	4	1 5/16 MOR x 90° x 1 1/16 MJIC
22	606952	1	Relief Valve 2000 PSI	*87	615571	4	Rear Leg Hydraulic Tube Assembly
23	504702	1	3/4 NPT Close Nipple	88	618496	2	3/4 MOR x 45° x 9/16 MJIC
24	504955	1	3/4 NPT Pipe Tee	89	506200	2	1 1/4 Close Nipple
25	618336	1	1 1/16 MOR x 1 Hose Barb	90	618248	2	1 1/16 MOR x 90° x 1 1/16 MJIC
26	505200	1	1 NPT x 1/2 NPT Reducer Bushing	91	615589	2	08TWM-12FJX-12FJX-126
27	505005	1	1 NPT x 90° Street Elbow	92	615401	1	06C1T-06FJX-06FJX-22
28	615450	2	06C1T-06FJX-06FJX-112	93	611124	5	1/2 NPT x 90° x 7/8 MJIC
29	611141	4	12TWM-12FJX-12MJ-53	94	503600	2	1/2 NPT Close Nipple
30	506300	2	1 NPT x 90° Elbow	95	504210	1	3/4 NPT x 1/2 NPT Reducer Bushing
31	506410	4	1 1/4 NPT x 90° Street Elbow	96	504501	1	3/4 NPT x 90° Elbow
32	615426	2	08TWM-08FJX90-10FJX-114	97	614240	1	3/4 NPT Relief Valve
33	503820	2	1/2 NPT Pipe Tee	98	714350	1	3/4 NPT x 1/2 Hose
34	601256	2	1" 2-Braid Red Hose x 31	99	506005	1	1 1/4 NPT x 1 NPT Reducer Bushing
35	601194	1	1 1/4 2-Braid Red Hose x 93	100	505201	1	1 NPT Close Nipple
36	615427	1	08TWM-08FJX-10FJX-107	101	610029	2	Sundstrand Series 15 Wheel Motor
37	610193	4	9/16 MJIC Bulk Head Tee	102	611125	2	3/4 MOR x 3/4 MJIC
38	611122	6	1/4 NPT x 90° x 9/16 MJIC	103	610028	1	16 GPM Flow Control
39	611127	3	1 1/16 MOR x 1 1/16 MJIC	104	618279	1	7/8 MOR x 90° x 1 1/16 MJIC
40	611145	1	1/2 NPT x 90° x 3/4 MJIC	105	505101	1	1 NPT Pipe Tee
41	610300	3	3/4 NPT x 3/4 MJIC	106	715660	1	1 1/4 NPT x 1 1/4 Hose Barb
42	618011	2	3/8 NPT x 9/16 MJIC	107	505213	1	1 NPT x 3/4 NPT Reducer Bushing
43	614101	4	04C1T-06FJX-06FJX-133	108	618327	1	7/8 MOR x 3/4 MJIC
44	615464	1	08C1T-08FJX-08FJX-105	109	618330	2	1 NPT x 1 5/16 MOR
45	611159	4	3/4-16 O-Ring Plug	110	506701	1	1 1/4 NPT x 90° Side Outlet Elbow
46	615385	1	08C1T-08FJX-08FJX-29	111	714331	2	1 NPT x 3/4 Hose Barb
47	614365	2	Restrictor Elbow Assembly	112	503700	2	1/2 NPT Pipe Plug
48	611260	2	04C1T-06FJX-06FJX-44	113	618449	2	1 1/16 MJIC Bulk Head Tee
49	614338	2	08C1T-08FJX-08FJX-52	114	618518	4	1 1/16 FJIC x 7/8 MJIC
50	614555	3	10C2AT-10FJX-10FJX-42	115	618156	2	3/4 NPT x 90° x 7/8 MJIC
51	614556	1	16C2AT-16FJX-16FJX90-114	116	610305	3	3/4 NPT x 90° x 3/4 MJIC
52	614549	1	06C1T-06FJX-06FJX-140	117	614507	2	10C1T-10FJX-10FJX-168
53	615568	1	RH Sundstrand Pump Hydraulic Tube Assy.	118	614428	2	10C2AT-10FJX-10FJX-198
54	615459	1	LH Sundstrand Pump Hydraulic Tube Assy.	119	614158	2	04C1T-06FJX-06FJX-199
55	614425	1	08C1T-08FJX-08FJX-132	120	714340	1	1 1/2 NPT x 1/2 Hose Barb
56	601198	1	3/4 2-Braid Red Hose x 110	121	712440	1	1/2 NPT x 3/4 Hose Barb
57	615442	2	04C1T-06FJX-06FJX-55	122	601223	1	1 1/2 1-Braid Black EPDM Hose x 37 1/2
58	615449	2	06C1T-06FJX-06FJX-126	123	618311	1	3/4 MJIC Union Tee
59	618115	2	3/4 MOR x 90° x 9/16 MJIC	124	505210	1	1 NPT x 3 Pipe Tee
60	611204	3	04C1T-06FJX-06FJX-78	125	616032	1	08C1T-08FJX-08FJX-66
61	616026	2	04C1T-06FJX-06FJX-37	126	610185	2	9/16 MOR Plug
62	614340	2	10C2AT-10FJX-10FJX-80	127	618425	2	9/16 MOR x 45° x 9/16 MJIC
63	615465	1	08C1T-08FJX-08FJX-33	128	618482	2	3/4 FJIC x 9/16 MJIC
64	616056	2	04C1T-06FJX-06FJX-32	129	618486	1	9/16 FJIC Run Tee
65	618090	3	1 5/16 MOR x 1 NPT Adapter	130	505203	1	1 X 4 PIPE NIPPLE



* 4IN568 TUBE NSSV USED IN STRIRIGHT LEGS

1982 8200 HYDRAULIC SCHEMATIC
EIGHT ROW CUTTER WITH TASSELTRAIL

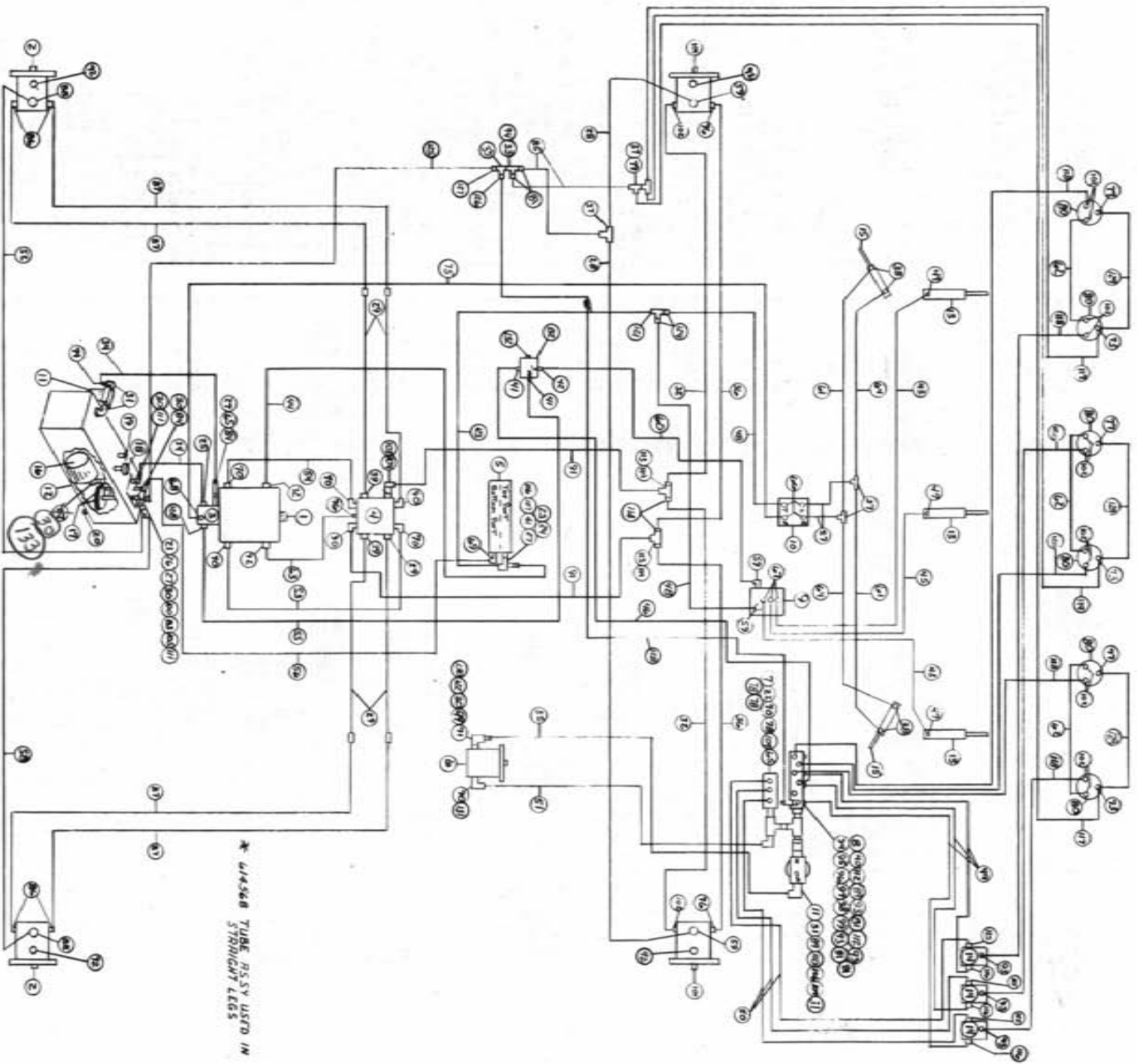
Ref.	Part No.	Req.	Description	Ref.	Part No.	Req.	Description
1	606844	1	Sundstrand Series 23 Pump A-Mount	67	618119	3	9/16 MOR x 90° x 9/16 MJIC
2	610030	2	Sundstrand Series 18 Wheel Motor	68	618126	1	9/16 MOR x 9/16 MJIC
3	610377	1	Cassina Aux. Pump 1.24 In ³ 4 Gal. Priority	69	716000	1	1 NPT x 90° x 3/4 Hose Barb
4	615003	1	Large Manifold	70	618178	6	1 5/16 MOR x 90° x 1 5/16 MJIC
5	618088	1	011 Cooler	71	714561	1	1 NPT x 1 1/4 Hose Barb
6	606499	1	Large Cassina Pump	72	618183	2	7/8 MOR x 90° x 3/4 MJIC
7	610389	1	4-Section Flow Divider	73	618546	4	1/8 NPT x 9/16 MJIC Run Tee
8	614566	1	Front Return Manifold	74	715664	4	1/8 NPT x 1 Hose Barb
9	610257	1	3-Spool Electric Valve	75	616035	1	06C1T-06FJX-06FJX-219
10	610318	1	Steering Motor 6.2 In ³	76	618241	3	3/4 MOR x 90° x 3/4 MJIC
11	605601	2	Green Filter 10 Micron 40 GPM	77	618544	4	1/8 NPT x 9/16 MJIC
12	760097	1	Hydraulic Oil Tank	78	6188059	4	7/8 NPT x 7/8 MJIC
13	620215	3	Cutter Lift Cylinder	79	618486	2	9/16 FJIC Run Tee
14	606004	4	Green 1-Spool Valve	80	618203	8	Barnes Motor
15	620145	4	Steering Cylinder Assembly 1 1/2 x 6	81	611147	6	1/2 NPT x 3/4 MJIC
16	605600	1	Michigan Filter	82	607500	1	BGR53 Flow Divider
17	605603	2	Line Diffuser	83	618520	1	1/4 NPT x 9/16 MJIC Tee
18	611051	1	Pressure Cap 3/4 NPT 5 Lb.	84	714560	2	06C1T-06FJX-08FJX-18
19	611453	1	Dipstick 8 In.	85	615473	2	1 5/16 MOR x 90° x 1 1/16 MJIC
20	501102	1	1/4 NPT Pipe Plug	86	618302	4	1 5/16 MOR x 90° x 1 1/16 MJIC
21	503000	1	1/2 NPT x 1/4 NPT Reducer Bushing	87	615571	4	Rear Leg Hydraulic Tube Assembly
22	606952	1	Relief Valve 2000 PSI	88	618496	2	3/4 MOR x 45° x 9/16 MJIC
23	504702	1	3/4 NPT Close Nipple	89	506200	2	1 1/4 Close Nipple
24	504955	1	3/4 NPT Pipe Tee	90	618248	2	1 1/16 MOR x 90° x 1 1/16 MJIC
25	618336	1	1/16 MOR x 1 Hose Barb	91	615589	2	08TWM-12FJX-12FJX-126
26	505005	1	1 NPT x 1/2 NPT Reducer Bushing	92	505102	1	1 NPT Pipe Plug
27	505200	1	1 NPT x 90° Street Elbow	93	611124	8	1/2 NPT x 90° x 7/8 MJIC
28	615450	2	06C1T-06FJX-06FJX45-112	94	503600	2	1/2 NPT Close Nipple
29	611141	4	12TWM-12FJX-12MJ-53	95	504210	1	3/4 NPT x 1/2 NPT Reducer Bushing
30	505300	4	1 NPT x 90° Elbow	96	504501	1	3/4 NPT x 90° Elbow
31	506410	4	1 1/4 NPT x 90° Street Elbow	97	614240	1	3/4 NPT x 1/2 Hose Barb
32	615426	2	08TWM-08FJX90-10FJX-114	98	714350	1	1 1/4 NPT x 1 NPT Reducer Bushing
33	503820	2	1/2 NPT Pipe Tee	99	505605	1	1 NPT Close Nipple
34	601256	2	1" 2-Braid Red Hose x 31	100	505201	1	Sundstrand Series 15 Wheel Motor
35	601194	1	1 1/4 2-Braid Red Hose x 93	101	610029	2	3/4 MOR x 3/4 MJIC
36	615427	2	08TWM-08FJX-10FJX-107	102	611125	18	16 GPM Flow Control
37	610193	4	9/16 MJIC Bulk Head Tee	103	610028	1	7/8 MOR x 90° x 1 1/16 MJIC
38	611122	5	1/4 NPT x 90° x 9/16 MJIC	104	618279	1	1 NPT Pipe Tee
39	611127	3	1 1/16 MOR x 1 1/16 MJIC	105	505101	1	1 1/4 NPT x 1 1/4 Hose Barb
40	611145	3	1/2 NPT x 90° x 3/4 MJIC	106	715660	1	1 NPT x 3/4 NPT Reducer Bushing
41	610300	3	3/4 NPT x 9/16 MJIC	107	505213	1	7/8 MOR x 3/4 MJIC
42	611246	2	04C1T-06FJX-06FJX-174	108	618327	2	1 NPT x 1 5/16 MOR
43	615464	1	08C1T-08FJX-08FJX-105	109	618330	2	1 1/4 NPT x 90° Side Outlet Elbow
44	614077	1	04C1T-06FJX-06FJX-88	110	506701	2	1 NPT x 1 5/16 MOR
45	614077	1	08C1T-08FJX-08FJX-29	111	714331	1	1 1/4 NPT x 90° Side Outlet Elbow
46	615385	1	Restrictor Elbow Assembly	112	601265	1	3/4 2-Braid Red Hose x 140
47	614365	3	04C1T-06FJX-06FJX-44	113	618449	2	1 1/16 MJIC Bulk Head Tee
48	611260	2	08C1T-08FJX-08FJX-52	114	618518	4	1 1/16 FJIC x 7/8 MJIC
49	614338	4	10C2AT-10FJX-10FJX-42	115	618156	4	3/4 NPT x 90° x 7/8 MJIC
50	614555	4	16C2AT-16FJX-16FJX90-114	116	610305	5	3/4 NPT x 90° x 3/4 MJIC
51	614556	1	06C1T-06FJX-06FJX-140	117	614154	3	04C1T-06FJX-06FJX-221
52	614549	1	RH Sundstrand Pump Hydraulic Tube Assy.	118	615514	6	08C1T-08FJX-10FJX-276
53	615568	1	LH Sundstrand Pump Hydraulic Tube Assy.	119	614076	1	04C1T-06FJX-06FJX-119
54	615369	1	08C1T-08FJX-08FJX-132	120	614561	2	08C1T-08FJX-10FJX-100
55	614425	3	04C1T-06FJX-06FJX-110	121	618311	1	3/4 MJIC Union Tee
56	601198	2	04C1T-06FJX-06FJX-55	122	505210	1	1 NPT x 3 Pipe Nipple
57	615442	1	06C1T-06FJX-06FJX-126	123	616032	1	08C1T-08FJX-08FJX-66
58	615449	1	3/4 MOR x 90° x 9/16 MJIC	124	618482	2	3/4 FJIC x 9/16 MJIC
59	618115	4	04C1T-06FJX-06FJX-78	125	502800	1	3/8 NPT Pipe Plug
60	611204	2	04C1T-06FJX-06FJX-37	126	614101	2	04C1T-06FJX-06FJX-133
61	616026	2	08C1T-08FJX-08FJX-60	127	714340	1	1/2 NPT x 1/2 Hose Barb
62	614368	2	08C1T-08FJX-08FJX-33	128	712440	1	1/2 NPT x 3/4 Hose Barb
63	615465	2	04C1T-06FJX-06FJX-32	129	601223	1	1/2 2-Braid Red Hose x 37 1/2
64	616056	2	1 5/16 MOR x 1 NPT Adapter	130	611206	2	04C1T-06FJX-06FJX-66
65	618090	2	3/4 MOR x 9/16 MJIC	131	611159	4	3/4-16 O-Ring Plug
66	618109	4		132	505203	1	1 x 4 Pipe Nipple



* 6145AB TUBE ASSY
USED IN STRAIGHT CASE

1982 8200 HYDRAULIC SCHEMATIC
EIGHT ROW CUTTER WITHOUT TASSEL TROL

Ref.	Part No.	Req.	Description	Ref.	Part No.	Req.	Description
1	606844	1	Sundstrand Series 23 Pump A-Mount	66	618109	4	3/4 MOR x 9/16 MJIC
2	610030	2	Sundstrand Wheel Motor Series 18	67	618119	2	9/16 MOR x 90° x 9/16 MJIC
3	610377	1	Cessna Aux. Pump 1.24 in ³ 4 gal. Per-ortly	68	618126	3	9/16 MOR x 9/16 MJIC
4	615003	1	Large Manifold	69	716000	1	1 NPT x 90° x 3/4 Hose Barb
5	618088	1	Oil Cooler	70	618178	6	1 5/16 MOR x 90° x 1 5/16 MJIC
6	606499	1	Large Cessna Pump	71	714561	1	1 NPT x 1 1/4 Hose Barb
7	610389	1	4-Section Flow Divider	72	618183	2	7/8 MOR x 90° x 3/4 MJIC
8	614566	1	Front Return Manifold	73	618546	4	1/8 NPTF x 9/16 MJIC Run Tee
9	606585	1	Cessna 3-Spool Valve 3	74	715664	2	1 1/4 NPT x 1 Hose Barb
10	610318	1	Steering Motor 6.2 in ³	75	616035	1	06C11-06FJX-06FJX-219
11	605601	2	Gresen Filter 10 Micron 40 GPM	76	618241	3	3/4 MOR x 90° x 3/4 MJIC
12	760097	1	Hydraulic Oil Tank	77	618247	4	1/8 NPTF x 9/16 MJIC
13	620372	3	Cutter Lift Cylinder	78	618059	4	3/4 NPT x 7/8 MJIC
14	606004	4	Gresen 1-Spool Valve	79	618486	3	9/16 FJIC Run Tee
15	620145	2	Steering Cylinder 1 1/2 x 6	80	618203	8	Barnes Motor
16	605600	2	Michigan Filter	81	611147	6	1/2 NPT x 3/4 MJIC
17	605603	2	Line Diffuser	82	607500	1	BGR53 Flow Divider
18	611051	1	Pressure Cap 3/4 NPT 5 Lb.	83	618520	1	1/4 NPT x 9/16 MJIC Tee
19	614453	1	Oil Dip Stick 8 in.	84	714560	1	1 NPT x 1 Hose Barb
20	501102	1	1/4 NPT Pipe Plug	85	615473	2	06C11-6FJX-08FJX-18
21	503000	1	1/2 NPT x 1/4 NPT Reducer Bushing	86	618302	4	1 5/16 MOR x 90° x 1 1/16 MJIC
22	606952	1	Relief Valve 2000 PSI	87	615571	4	Rear Leg Hydraulic Tube Assembly
23	504702	1	3/4 NPT Close Nipple	88	618496	2	3/4 MOR x 45° x 9/16 MJIC
24	504955	1	3/4 NPT Pipe Tee	89	506200	2	1 1/4 Close Nipple
25	618336	1	1 1/16 MOR x 1 Hose Barb	90	618248	2	1 1/16 MOR x 90° x 1 1/16 MJIC
26	505005	1	1 NPT x 1/2 NPT Reducer Bushing	91	615589	2	08TWM-12FJX-12MJ-126
27	505200	3	1 NPT x 90° Street Elbow	92	505102	1	1 NPT Pipe Plug
28	615450	2	06C11-06FJX-06FJX-112	93	611124	8	1/2 NPT x 90° x 7/8 MJIC
29	611141	4	12TWM-12FJX-12MJ-53	94	503600	2	1/2 NPT Close Nipple
30	505300	4	1 NPT x 90° Elbow	95	504210	1	3/4 NPT x 1/2 NPT Reducer Bushing
31	506410	4	1 1/4 NPT x 90° Street Elbow	96	504501	1	3/4 NPT x 90° Elbow
32	615426	2	08TWM-08FJX90-10FJX-114	97	614240	1	3/4 NPT Relief Valve
33	503820	2	1/2 NPT Pipe Tee	98	714350	1	3/4 NPT x 1/2 Hose Barb
34	601256	2	1" 2-Braid Red Hose x 31	99	506005	1	1 1/4 NPT x 1 NPT Reducer Bushing
35	601194	2	1 1/4 2-Braid Red Hose x 93	100	505201	1	1 NPT Close Nipple
36	615427	2	08TWM-08FJX-10FJX-107	101	610029	2	Sundstrand Wheel Motor Series 15
37	610193	4	9/16 MJIC Bulk Head Tee	102	611125	18	3/4 MOR x 3/4 MJIC
38	611122	10	1/4 NPT x 90° x 9/16 MJIC	103	610028	1	16 GPM Flow Control
39	611127	3	1 1/16 MOR x 1 1/16 MJIC	104	618279	1	7/8 MOR x 90° x 1 1/16 MJIC
40	611145	1	1/2 NPT x 90° x 3/4 MJIC	105	505101	1	1 NPT Pipe Tee
41	610300	3	3/4 NPT x 3/4 MJIC	106	715660	1	1 1/4 NPT x 1 1/4 Hose Barb
42	618011	2	3/8 NPT x 9/16 MJIC	107	505213	1	1 NPT x 3/4 NPT Reducer Bushing
43	611246	4	04C11-06FJX-06FJX-174	108	618327	1	7/8 MOR x 3/4 MJIC
44	615464	1	08C11-08FJX-08FJX-105	109	618330	2	1 NPT x 1 5/16 MOR
45	614077	2	04C11-06FJX-06FJX-88	110	506701	2	1 1/4 NPT x 90° Side Outlet Elbow
46	615385	1	08C11-08FJX-08FJX-29	111	714331	1	1 NPT x 3/4 Hose Barb
47	611206	2	04C11-06FJX-06FJX-66	112	601265	2	3/4 2-Braid Red Hose x 140
48	611260	2	04C11-06FJX-06FJX-44	113	618449	2	1 1/16 MJIC Bulk Head Tee
49	614338	4	08C11-08FJX-08FJX-52	114	618518	4	1 1/16 FJIC x 7/8 MJIC
50	614555	4	10C2AT-10FJX-10FJX-42	115	618156	4	3/4 NPT x 90° x 7/8 MJIC
51	614556	1	16C2AT-16FJX-16FJX90-114	116	610305	5	3/4 NPT x 90° x 3/4 MJIC
52	614549	1	06C11-06FJX-06FJX-140	117	614154	3	04C11-06FJX-06FJX-221
53	615568	1	RH Sundstrand Pump Hydraulic Tube Assy.	118	615514	6	08C11-08FJX-10FJX-276
54	615569	1	LH Sundstrand Pump Hydraulic Tube Assy.	119	614076	1	04C11-06FJX-06FJX-119
55	614425	3	08C11-08FJX-08FJX-132	120	614561	2	08C11-08FJX-10FJX-100
56	601198	1	3/4 2-Braid Red Hose x 110	121	618311	1	3/4 MJIC Union Tee
57	615442	2	04C11-06FJX-06FJX-55	122	505210	1	1 NPT x 3 Pipe Nipple
58	615449	1	06C11-06FJX-06FJX-126	123	616032	1	08C11-08FJX-08FJX-66
59	618115	2	3/4 MOR x 90° x 9/16 MJIC	124	618482	2	3/4 FJIC x 9/16 MJIC
60	611204	1	04C11-06FJX-06FJX-78	125	615401	2	06C11-06FJX-06FJX-22
61	616026	2	04C11-06FJX-06FJX-37	126	618425	3	04C11-06FJX-06FJX-133
62	614368	2	08C11-08FJX-08FJX-60	127	618425	3	9/16 MOR x 45° x 9/16 MJIC
63	615465	1	08C11-08FJX-08FJX-33	128	618440	1	9/16 MOR x 90° x 9/16 MJIC
64	616056	2	04C11-06FJX-06FJX-32	129	714340	1	1/2 NPT x 1/2 Hose Barb
65	618090	2	1 5/16 MOR x 1 NPT Adapter	130	712440	1	1/2 NPT x 3/4 Hose Barb
				131	601223	1	1/2 1-Braid Black Hose x 37 1/2
				132	611159	4	3/4-16 O-Ring Plug
				133	505203	1	1 x 4 Pipe Nipple

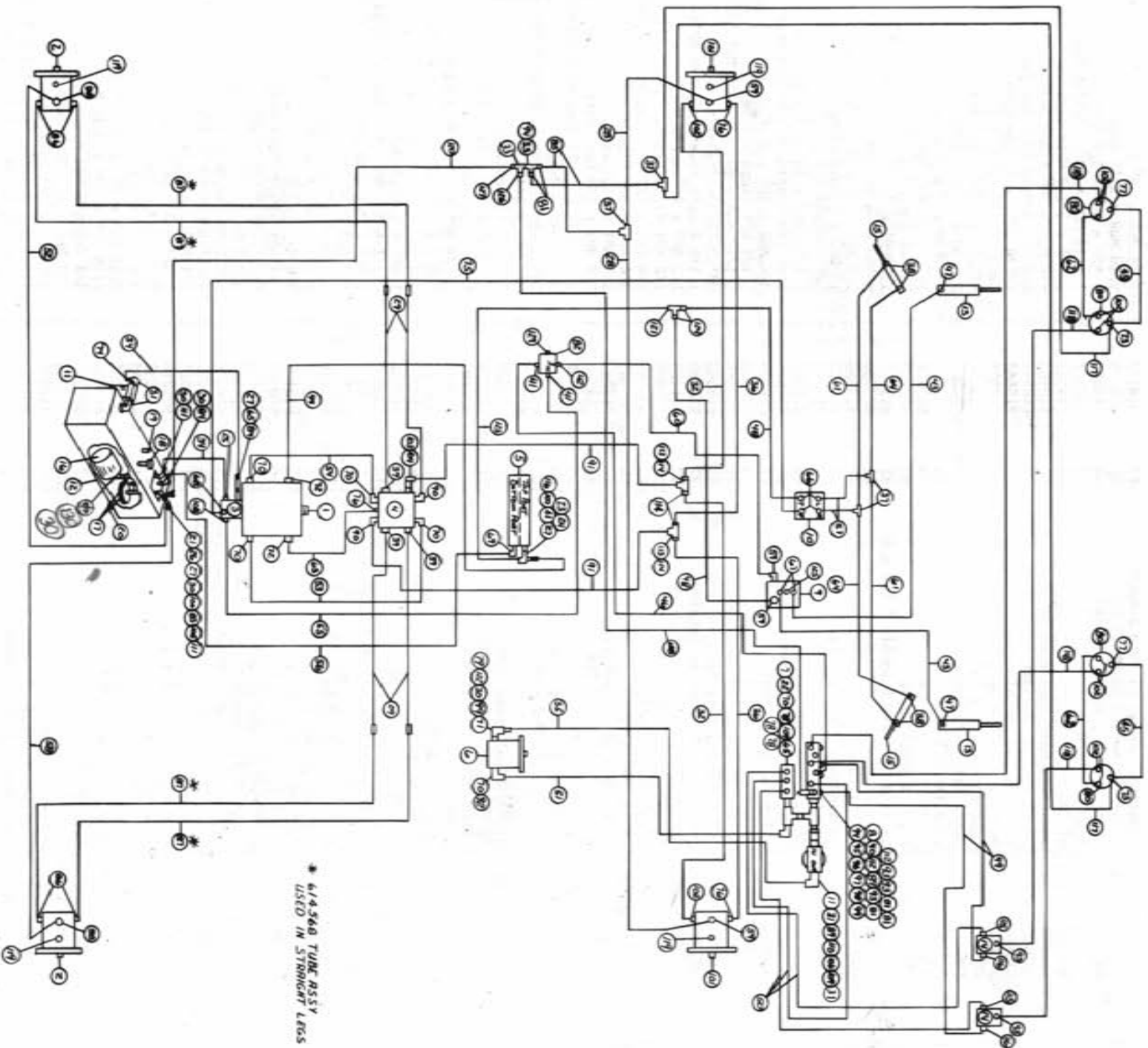


1982 8200 HYDRAULIC SCHEMATIC
SIX ROW CUTTER WITH TASSELLROL

Ref.	Part No.	Req.	Description	Ref.	Part No.	Req.	Description
1	606844	1	Sundstrand Series 23 Pump A-Mount	67	618119	3	9/16 MOR x 90° x 9/16 MJIC
2	610030	2	Sundstrand Series 18 Wheel Motor	68	618126	1	9/16 MOR x 9/16 MJIC
3	610377	1	Cessna Aux. Pump 1.24 in ³ 4 Gal. Priority	69	716000	1	1 NPT x 90° x 3/4 Hose Barb
4	615003	1	Large Manifold	70	618178	6	1 5/16 MOR x 90° x 1 5/16 MJIC
5	618088	1	011 Cooler	71	714561	1	1 NPT x 1 1/4 Hose Barb
6	610388	1	Sundstrand Gear Pump 2.04 in ³	72	618183	1	7/8 MOR x 90° x 3/4 MJIC
7	610050	1	3-Section Flow Divider	73	618546	2	1/8 NPTF x 9/16 MJIC Run Tee
8	614566	1	Front Return Manifold	74	715661	1	1/4 NPT x 1 Hose Barb
9	610257	1	3-Spool Electric Valve	75	616035	1	06C1T-06FJX-06FJX-219
10	610318	1	Steering Motor 6.2 in ³	76	618241	3	3/4 MOR x 90° x 3/4 MJIC
11	605601	2	Gresen Filter 10 Micron 40 GPM	77	618241	3	1/8 NPTF x 9/16 MJIC
12	760097	1	Hydraulic Oil Tank	78	611126	3	7/8 MOR x 7/8 MJIC
13	620215	3	Cutter Lift Assembly	79	618486	1	9/16 FJIC Run Tee
14	606004	3	Steering 1-Spool Valve	80	618203	6	Barnes Motor
15	620145	2	Steering Cylinder Assembly 1 1/2 x 6	81	611147	5	1/2 NPT x 3/4 MJIC
16	605600	1	Michigan Filter	82	607500	1	BGR53 Flow Divider
17	605603	2	Line Diffuser	83	618520	1	1/4 NPT x 9/16 MJIC Tee
18	611051	1	Pressure Cap 3/4 NPT 5 Lb.	84	714560	2	1 NPT x 1 Hose Barb
19	614453	1	Dip Stick 8 in.	85	615473	2	06C1T-06FJX-08FJX-18
20	501102	1	1/4 NPT Pipe Plug	86	618302	4	1 5/16 MOR x 90° x 1 1/16 MJIC
21	503000	1	1/2 NPT x 1/4 NPT Reducer Bushing	87	615571	4	Rear Leg Hydraulic Tube Assembly
22	606952	1	Relief Valve 2000 PSI	88	618496	2	3/4 MOR x 45° x 9/16 MJIC
23	504702	1	3/4 NPT Close Nipple	89	506200	2	1 1/4 Close Nipple
24	504955	1	3/4 NPT Pipe Tee	90	618248	2	1 1/16 MOR x 90° x 1 1/16 MJIC
25	618336	1	1 1/16 MOR x 1 Hose Barb	91	615589	2	08TWM-12FJX-12FJX-126
26	505005	1	1 NPT x 1/2 NPT Reducer Bushing	92	611159	4	3/4-16 O-Ring Plug
27	505200	2	1 NPT x 90° Street Elbow	93	611124	6	1/2 NPT x 90° x 7/8 MJIC
28	615450	2	06C1T-06FJX-06FJX-112	94	503600	2	1/2 NPT Close Nipple
29	611141	4	12TWM-12FJX-12MJ-53	95	504210	2	3/4 NPT x 1/2 NPT Reducer Bushing
30	505300	4	1 NPT x 90° Elbow	96	504501	1	3/4 NPT x 90° Elbow
31	506410	4	1 1/4 NPT x 90° Street Elbow	97	614240	1	3/4 NPT Relief Valve
32	615426	2	08TWM-08FJX90-10FJX-114	98	714350	1	3/4 NPT x 1/2 Hose Barb
33	503820	2	1/2 NPT Pipe Tee	99	506005	2	1 1/4 NPT x 1 NPT Reducer Bushing
34	601256	2	1" 2-Braid Red Hose x 31	100	505201	1	1 NPT Close Nipple
35	601194	1	1 1/4 2-Braid Red Hose x 93	101	610029	2	Sundstrand Series 15 Wheel Motor
36	615427	2	08TWM-08FJX-10FJX-107	102	611125	14	3/4 MOR x 3/4 MJIC
37	610193	4	9/16 MJIC Bulk Head Tee	103	610028	1	16 GPM Flow Control
38	611122	4	1/4 NPT x 90° x 9/16 MJIC	104	618279	1	7/8 MOR x 90° x 1 1/16 MJIC
39	611127	3	1 1/16 MOR x 1 1/16 MJIC	105	505101	1	1 NPT Pipe Tee
40	611145	1	1/2 NPT x 90° x 3/4 MJIC	106	715660	1	1 1/4 NPT x 1 1/4 Hose Barb
41	610300	3	3/4 NPT x 3/4 MJIC	107	505213	1	1 NPT x 3/4 NPT Reducer Bushing
42	618011	1	3/8 NPT x 9/16 MJIC	108	618327	1	7/8 MOR x 3/4 MJIC
43	614101	2	04C1T-06FJX-06FJX-133	109	618330	2	1 NPT x 1 5/16 MOR
44	615464	1	08C1T-08FJX-08FJX-105	110	506701	1	1 1/4 NPT x 90° Side Outlet Elbow
45	614077	1	04C1T-06FJX-06FJX-88	111	714331	2	1 NPT x 3/4 Hose Barb
46	615385	1	08C1T-08FJX-08FJX-29	112	503700	2	1/2 NPT Pipe Plug
47	614365	3	Restrictor Elbow Assembly	113	618449	2	1 1/16 MJIC Bulk Head Tee
48	611260	2	04C1T-06FJX-06FJX-44	114	618518	4	1 1/16 FJIC x 7/8 MJIC
49	614338	3	08C1T-08FJX-08FJX-52	115	618156	3	3/4 NPT x 90° x 7/8 MJIC
50	614555	3	10C2AT-10FJX-10FJX-42	116	610305	4	3/4 NPT x 90° x 3/4 MJIC
51	614556	1	16C2AT-16FJX-16FJX90-114	117	614158	2	04C1T-06FJX-06FJX-199
52	614549	1	06C1T-06FJX-06FJX-140	118	614562	4	08C1T-08FJX-10FJX-200
53	615568	1	RH Sundstrand Pump Hydraulic Tube Assy.	119	614076	1	04C1T-06FJX-06FJX-119
54	615569	1	LH Sundstrand Pump Hydraulic Tube Assy.	120	614561	2	08C1T-08FJX-10FJX-100
55	614425	1	08C1T-08FJX-08FJX-132	121	618311	1	3/4 MJIC Union Tee
56	601198	1	3/4 2-Braid Red Hose x 110	122	505210	1	1 NPT x 3 Pipe Nipple
57	615442	2	04C1T-06FJX-06FJX-55	123	616032	1	08C1T-08FJX-08FJX-66
58	615449	1	06C1T-06FJX-06FJX-126	124	618482	2	3/4 FJIC x 9/16 MJIC
59	618115	4	3/4 MOR x 90° x 9/16 MJIC	125	601265	1	3/4 2-Braid Red Hose x 140
60	611204	1	04C1T-06FJX-06FJX-78	126	714340	1	1/2 NPT x 1/2 Hose Barb
61	616026	2	04C1T-06FJX-06FJX-37	127	712440	1	1/2 NPT x 3/4 Hose Barb
62	614368	3	08C1T-08FJX-08FJX-60	128	601223	1	1/2 1-Braid Black EPDM Hose x 37 1/2
63	615465	1	08C1T-08FJX-08FJX-33	129	611206	3	04C1T-06FJX-06FJX-66
64	616056	2	04C1T-06FJX-06FJX-32	130	618550	1	1 1/4 4-Bolt Flange x 1 1/4 NPTF
65	618090	2	1 5/16 MOR x 1 NPT Adapter	131	618176	1	1 1/4-Bolt Flange x 1 5/16 O-Ring
66	618109	4	3/4 MOR x 9/16 MJIC	132	502800	1	3/8 NPT Pipe Plug
				135	505203	1	1 X 2 PIPE NIPPLE

1982 8200 HYDRAULIC SCHEMATIC
SIX ROW CUTTER WITHOUT TASSELTRAIL

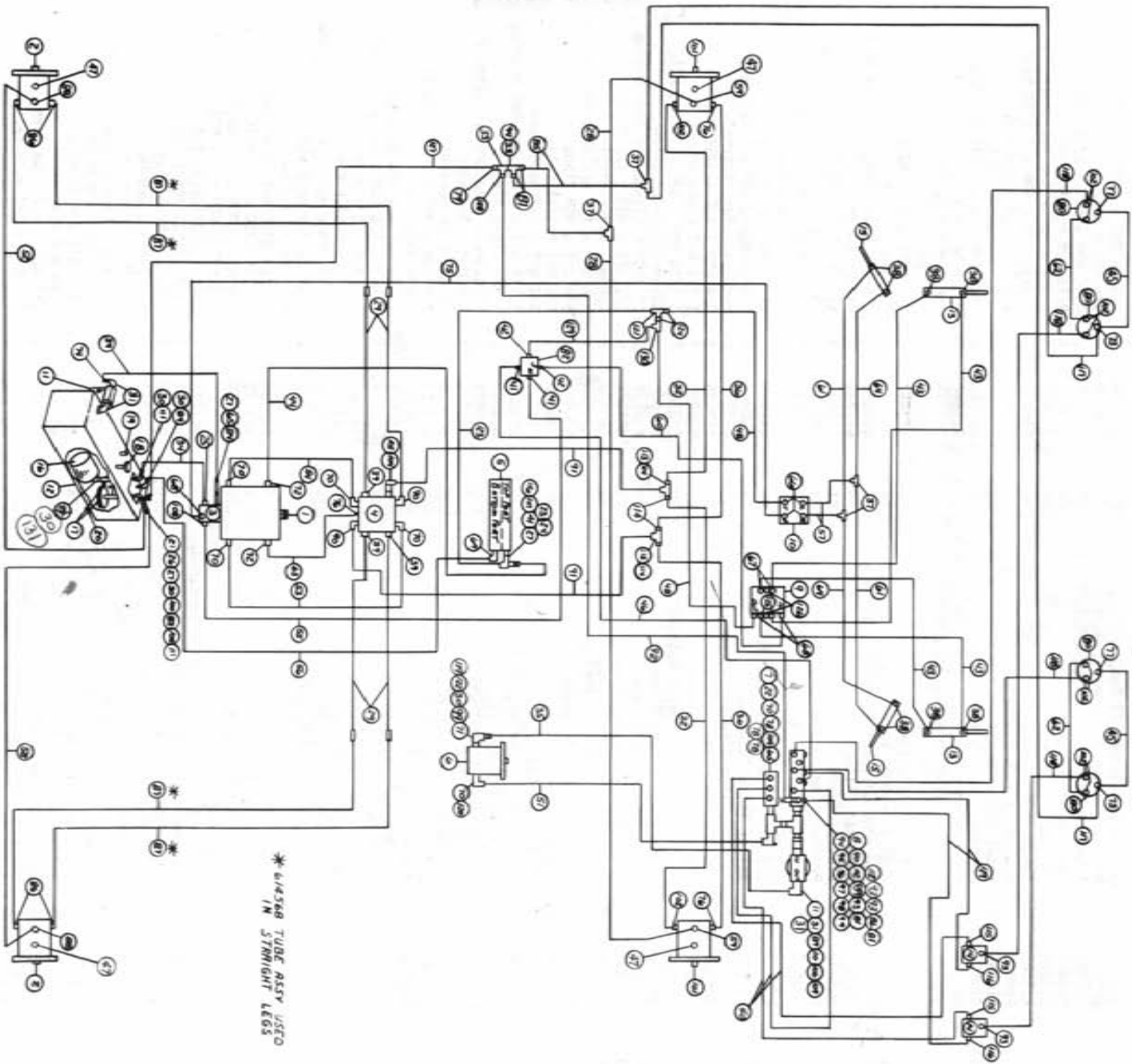
Ref.	Part No.	Req.	Description	Ref.	Part No.	Req.	Description
1	606844	1	Sundstrand Series 23 Pump A-Mount	67	618119	2	9/16 MOR x 90° x 9/16 MJIC
2	610030	2	Sundstrand Series 18 Wheel Motor	68	618126	3	9/16 MOR x 9/16 MJIC
3	610377	1	Cessna Auxiliary Pump 1.24 in ³	69	716000	1	1 NPT x 90° x 3/4 Hose Barb
4	615003	1	Large Manifold	70	618178	6	1 5/16 MOR x 90° x 1 5/16 MJIC
5	618088	1	Oil Cooler	71	714561	1	1 NPT x 1 1/4 Hose Barb
6	610388	1	Sundstrand Gear Pump 2.04 in ³	72	618183	2	7/8 MOR x 90° x 3/4 MJIC
7	610050	1	3-Section Flow Divider	73	618546	3	1/8 NPT x 9/16 MJIC Run Tee
8	614566	1	Front Return Manifold	74	715664	1	1 1/4 NPT x 1 Hose Barb
9	606585	1	Cessna 3-Spool Valve	75	616035	1	06C1T-06FJX-06FJX-219
10	610318	1	Steering Motor 6.2 in ³	76	616035	1	3/4 MOR x 90° x 3/4 MJIC
11	605601	2	Gresen Filter 10 Micron 40 GPM	77	618241	3	1/8 NPTF x 9/16 MJIC
12	760097	1	Hydraulic Oil Tank	78	611126	3	7/8 MOR x 7/8 MJIC
13	620372	3	Cutter Lift Cylinder	79	618486	2	9/16 FJIC Run Tee
14	606004	2	Green 1-Spool Valve	80	618203	6	Barnes Motor
15	620145	3	Steering Cylinder Assembly 1 1/2 x 6	81	611147	5	1/2 NPT x 3/4 MJIC
16	605600	1	Michigan Filter	82	607500	1	BGR53 Flow Divider
17	605603	2	Line Diffuser	83	618520	1	1 NPT x 1 Hose Barb
18	611051	1	Pressure Cap 3/4 NPT 5 Lb.	84	714560	2	06C1T-06FJX-08FJX-18
19	611453	1	Dipstick 8 in.	85	615473	2	1 5/16 MOR x 90° x 1 1/16 MJIC
20	501102	1	1/4 NPT Pipe Plug	86	618302	4	Rear Leg Hydraulic Tube Assembly
21	503000	1	1/2 NPT x 1/4 NPT Reducer Bushing	*87	615496	4	3/4 MOR x 45° x 9/16 MJIC
22	606952	1	Relief Valve 2000 PSI	88	618496	2	1 1/16 MOR x 90° x 1 1/16 MJIC
23	504702	1	3/4 NPT Close Nipple	89	506200	2	1 1/4 MOR x 90° x 1 1/16 MJIC
24	504955	1	3/4 NPT Pipe Tee	90	618248	2	08TWM-12FJX-12FJX-126
25	618336	1	1 1/16 MOR x 1 Hose Barb	91	615589	2	1 1/4 4-Bolt Flange x 1 1/4 NPTF
26	505005	1	1 NPT x 1/2 NPT Reducer Bushing	92	618550	1	1 1/2 NPT x 90° x 7/8 MJIC
27	505200	1	1 NPT x 90° Street Elbow	93	611124	6	1/2 NPT Close Nipple
28	615450	2	06C1T-06FJX-06FJX45-112	94	503600	2	1/2 NPT Close Nipple
29	611141	4	12TWM-12FJX-12MJ-53	95	504210	1	3/4 NPT x 1/2 NPT Reducer Bushing
30	505300	4	1 NPT x 90° Elbow	96	504501	1	3/4 NPT x 90° Elbow
31	506410	4	1 1/4 NPT x 90° Street Elbow	97	614240	1	3/4 NPT Relief Valve
32	615426	2	08TWM-08FJX90-10FJX-114	98	714350	2	1 1/4 NPT x 1/2 Hose Barb
33	503820	2	1 1/2 NPT Pipe Tee	99	505201	2	1 NPT Close Nipple
34	601256	2	1" 2-Braid Red Hose x 31	100	505605	1	Sundstrand Series 15 Wheel Motor
35	601194	1	1 1/4 2-Braid Red Hose x 93	101	610029	14	16 GPM Flow Control
36	615427	4	08TWM-08FJX-10FJX-107	102	611125	1	3/4 MOR x 3/4 MJIC
37	610193	4	9/16 MJIC Bulk Head Tee	103	610028	1	1 NPT Pipe Tee
38	611122	10	1/4 NPT x 90° x 9/16 MJIC	104	618279	1	7/8 MOR x 90° x 1 1/16 MJIC
39	611127	3	1 1/16 MOR x 1 1/16 MJIC	105	505101	1	1 NPT Pipe Tee
40	611145	3	1/2 NPT x 90° x 3/4 MJIC	106	715660	1	1 1/4 NPT x 1 1/4 Hose Barb
41	610300	3	3/8 NPT x 3/4 MJIC	107	505213	1	1 NPT x 3/4 NPT Reducer Bushing
42	618011	2	3/8 NPT x 9/16 MJIC	108	618327	1	7/8 MOR x 3/4 MJIC
43	611212	4	04C1T-06FJX-06FJX-164	109	618330	2	1 NPT x 1 5/16 MOR
44	615464	1	08C1T-08FJX-08FJX-105	110	506701	2	1 1/4 NPT x 90° Side Outlet Elbow
45	614101	1	04C1T-06FJX-06FJX-133	111	714331	2	1 NPT x 3/4 Hose Barb
46	615385	2	08C1T-08FJX-08FJX-29	112	503700	2	1 1/2 NPT Pipe Plug
47	611206	3	04C1T-06FJX-06FJX-66	113	618449	2	1 1/16 MJIC Bulk Head Tee
48	611260	2	04C1T-06FJX-06FJX-44	114	618518	4	1 1/16 FJIC x 7/8 MJIC
49	614338	3	08C1T-08FJX-08FJX-52	115	618156	4	3/4 NPT x 90° x 7/8 MJIC
50	614555	3	10C2AT-10FJX-10FJX-42	116	610305	4	3/4 NPT x 90° x 3/4 MJIC
51	614556	1	16C2AT-16FJX-16FJX90-114	117	614158	2	04C1T-06FJX-06FJX-199
52	614549	1	06C1T-06FJX-06FJX-140	118	614562	4	08C1T-08FJX-10FJX-200
53	615568	1	RH Sundstrand Pump Hydraulic Tube Assy.	119	614076	1	04C1T-06FJX-06FJX-119
54	615569	1	LH Sundstrand Pump Hydraulic Tube Assy.	120	614561	2	08C1T-08FJX-10FJX-100
55	614425	1	08C1T-08FJX-08FJX-132	121	618311	1	3/4 MJIC Union Tee
56	601198	1	3/4 2-Braid Red Hose x 110	122	505210	1	1 NPT x 3 Pipe Nipple
57	615442	2	04C1T-06FJX-06FJX-55	123	616032	2	08C1T-08FJX-08FJX-66
58	615449	1	06C1T-06FJX-06FJX-126	124	618482	2	3/4 FJIC x 9/16 MJIC
59	618115	2	3/4 MOR x 90° x 9/16 MJIC	125	618425	3	9/16 MOR x 45° x 9/16 MJIC
60	611204	2	04C1T-06FJX-06FJX-78	126	618440	1	9/16 MOR x 90° x 9/16 MJIC
61	616026	1	04C1T-06FJX-06FJX-37	127	601265	1	3/4 2-Braid Red Hose x 140
62	614368	3	08C1T-08FJX-08FJX-60	128	714340	1	1/2 NPT x 1/2 Hose Barb
63	615465	1	08C1T-08FJX-08FJX-33	129	601223	1	1/2 NPT x 3/4 Hose Barb
64	616056	1	04C1T-06FJX-06FJX-32	130	601223	1	1 1/2 1-Braid Black EPDM Hose x 37 1/2
65	618090	2	1 5/16 MOR x 1 NPT Adapter	131	618176	1	1" 4-Bolt Flange x 1 5/16 O-Ring
66	618109	4	3/4 MOR x 9/16 MJIC	132	611159	4	3/4-16 O-Ring Plug
				133	615401	1	06C1T-06FJX-06FJX-22
				134	505203	1	1 x 4 PIPE NIPPLE



6/4 560 TURB ASSY
USED IN STRIGHT LEGS

1982 8200 HYDRAULIC SCHEMATIC
FOUR ROW CUTTER WITH TASSELTRAIL

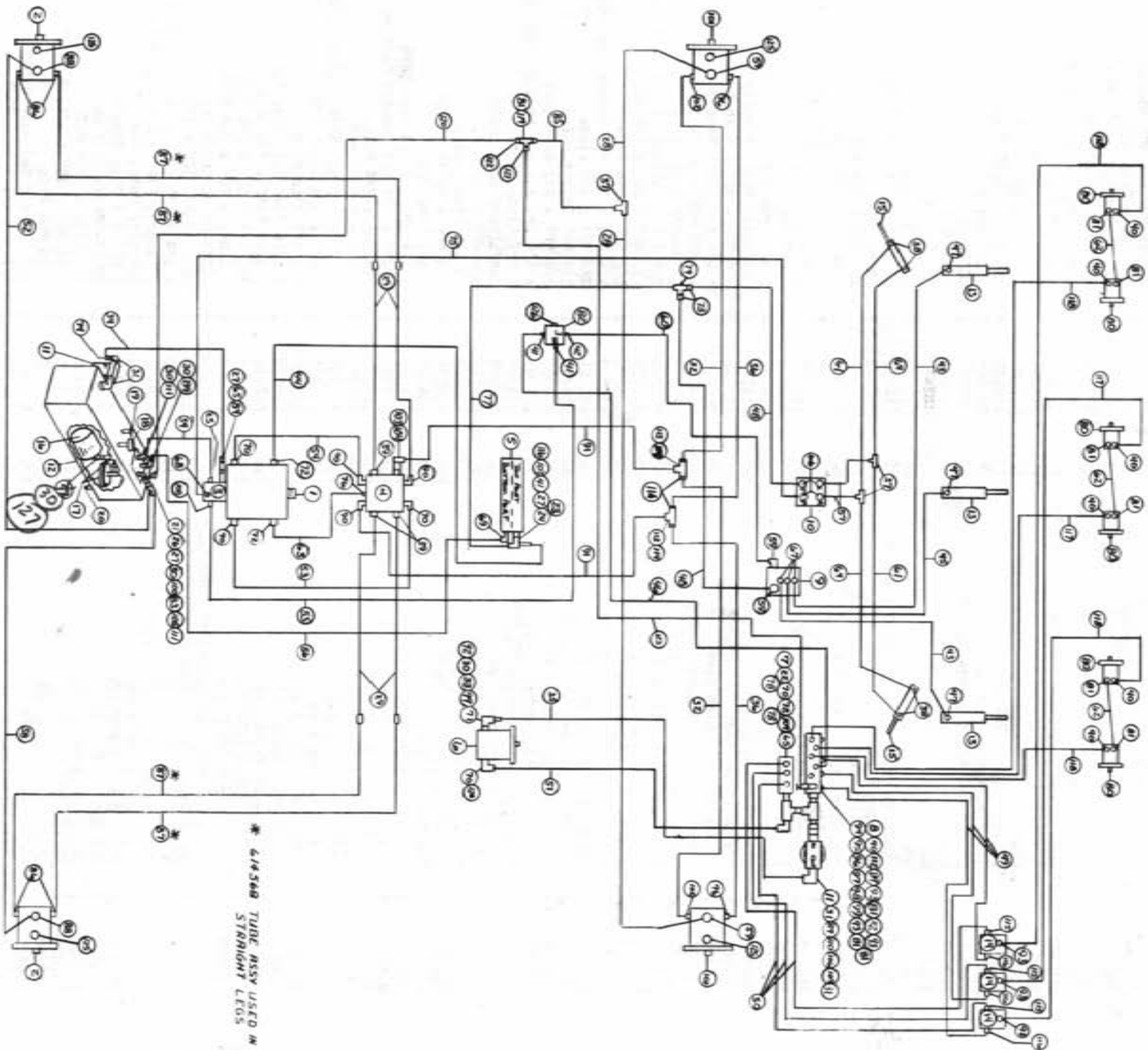
Ref.	Part No.	Req.	Description	Ref.	Part No.	Req.	Description
1	606844	1	Sundstrand Series 23 Pump A-Mount	65	618090	2	1 5/16 MOR x 1 NPT Adapter
2	610030	2	Sundstrand Wheel Motor Series 18	66	618109	4	3/4 MOR x 9/16 MJIC
3	610377	1	Cessna Aux. Pump 1.24 in ³ 4 Gal. Priority	67	618119	2	9/16 MOR x 90° x 9/16 MJIC
4	615003	1	Large Manifold	68	618126	1	9/16 MOR x 90° x 3/4 Hose Barb
5	618088	1	011 Cooler	69	716000	1	1 NPT x 90° x 3/4 Hose Barb
6	610388	1	Sundstrand Gear Pump 2.04 in ³	70	618178	6	1 5/16 MOR x 90° x 1 5/16 MJIC
7	610050	1	3-Section Flow Divider	71	714561	1	1 NPT x 1 1/4 Hose Barb
8	614566	1	Front Return Manifold	72	618183	2	7/8 MOR x 90° x 3/4 MJIC
9	610257	1	Electric 3-Spool Valve	73	618546	2	1/8 NPTF x 9/16 MJIC Run Tee
10	610318	1	Steering Motor 6.2 in ³	74	715664	1	1 1/4 NPT x 1 Hose Barb
11	605601	2	Gresen Filter 10 Micron 40 GPM	75	616035	1	06C1T-06FJX-06FJX-219
12	760097	1	Hydraulic Oil Tank	76	618241	3	3/4 MOR x 90° x 3/4 MJIC
13	620215	2	Cutter Lift Cylinder	77	618241	2	1/8 NPTF x 9/16 MJIC
14	606004	2	Steering 1-Spool Valve	78	611126	3	7/8 MOR x 7/8 MJIC
15	620145	2	Steering Cylinder Assembly 1 1/2 x 6	79	618550	1	1 1/4 4-Bolt Flange x 1 1/4 NPTF
16	605600	1	Michigan Filter	80	618203	4	Barnes Motor
17	605603	2	Line Diffuser	81	611147	5	1/2 NPT x 3/4 MJIC
18	611051	1	Pressure Cap 3/4 NPT 5 Lb.	82	607500	1	BGR53 Flow Divider
19	614453	1	Oil Dip Stick 8 in.	83	618520	1	1/4 NPT x 9/16 MJIC Tee
20	501102	1	1/4 NPT Pipe Plug	84	714560	2	1 NPT x 1 Hose Barb
21	503000	1	1/2 NPT x 1/4 NPT Reducer Bushing	85	615473	2	06C1T-06FJX-06FJX-18
22	606952	1	Relief Valve 2000 PSI	86	618302	4	1 5/16 MOR x 90° x 1 1/16 MJIC
23	504702	1	3/4 NPT Close Nipple	*87	615571	4	Hydraulic Tube Assembly
24	504955	1	3/4 NPT Pipe Tee	88	618496	2	3/4 MOR x 45° x 9/16 MJIC
25	618336	1	1 1/16 MOR x 1 Hose Barb	89	506200	2	1 1/4 NPT Close Nipple
26	505005	1	1 NPT x 1/2 NPT Reducer Bushing	90	618248	2	1 1/16 MOR x 90° x 1 1/16 MJIC
27	505200	3	1 NPT x 90° Street Elbow	91	615589	2	08TWM-12FJX-12FJX-126
28	615450	2	06C1T-06FJX-06FJX-45-112	92	618176	1	1" 4-Bolt Flange x 1 5/16 O-Ring
29	611141	4	12TWM-12FJX-12MJ-53	93	611124	5	1/2 NPT x 90° x 7/8 MJIC
30	505300	4	1 NPT x 90° Elbow	94	503600	2	1/2 NPT Close Nipple
31	506410	4	1 1/4 NPT x 90° Street Elbow	95	504210	1	3/4 NPT x 1/2 NPT Reducer Bushing
32	615426	2	08TWM-08FJX-10FJX-114	96	504501	1	3/4 NPT x 90° Elbow
33	503820	2	1" 2-Braid Red Hose x 31	97	614240	1	3/4 NPT Relief Valve
34	601256	2	1 1/4 2-Braid Red Hose x 93	98	714350	1	3/4 NPT x 1/2 Hose Barb
35	601194	1	1" 2-Braid Red Hose x 31	99	506005	2	1 1/4 NPT x 1 NPT Reducer Bushing
36	615427	2	08TWM-08FJX-10FJX-107	100	505201	1	1 NPT Close Nipple
37	610193	4	9/16 MJIC Bulk Head Tee	101	611029	2	Sundstrand Wheel Motor Series 15
38	611122	4	1/4 NPT x 90° x 9/16 MJIC	102	611125	10	3/4 MOR x 3/4 MJIC
39	611127	3	1 1/16 MOR x 1 1/16 MJIC	103	610028	1	16 GPM Flow Control
40	611145	1	1/2 NPT x 90° x 3/4 MJIC	104	618279	1	7/8 MOR x 90° x 1 1/16 MJIC
41	610300	3	3/4 NPT x 3/4 MJIC	105	505101	1	1 NPT Pipe Tee
42	618011	1	3/8 NPT x 9/16 JMJC	106	715660	1	1 1/4 NPT x 1 1/4 Hose Barb
43	614101	2	04C1T-06FJX-06FJX-211	107	505213	1	1 NPT x 3/4 NPT Reducer Bushing
44	615464	1	08C1T-08FJX-08FJX-105	108	618327	1	7/8 MOR x 3/4 MJIC
45	611206	2	04C1T-06FJX-06FJX-66	109	618330	2	1 NPT x 1 5/16 MOR
46	615385	2	08C1T-08FJX-08FJX-29	110	506701	1	1 1/4 NPT x 90° Side Outlet Elbow
47	614365	2	Restrictor Elbow Assembly	111	714331	2	1 NPT x 3/4 Hose Barb
48	611260	2	04C1T-06FJX-06FJX-44	112	503700	2	1/2 NPT Pipe Plug
49	614338	2	08C1T-08FJX-08FJX-52	113	618449	2	1 1/16 MJIC Bulk Head Tee
50	614555	3	10C2AT-10FJX-10FJX-42	114	618518	4	1 1/16 FJIC x 7/8 MJIC
51	614556	1	16C2AT-16FJX-16FJX-114	115	618156	2	3/4 NPT x 90° x 7/8 MJIC
52	614549	1	06C1T-06FJX-06FJX-140	116	610305	3	3/4 NPT x 90° x 3/4 MJIC
53	615568	1	RH Sundstrand Pump Hydraulic Tube Assy.	117	611210	2	04C1T-06FJX-06FJX-156
54	615569	1	LH Sundstrand Pump Hydraulic Tube Assy.	118	614563	4	08C1T-08FJX-10FJX-150
55	614425	1	08C1T-08FJX-08FJX-132	119	611159	4	3/4-16 O-Ring Plug
56	601198	1	3/4 2-Braid Red Hose x 110	120	601265	1	3/4 2-Braid Red Hose x 140
57	615442	2	04C1T-06FJX-06FJX-55	121	618311	1	3/4 MJIC Union Tee
58	615449	1	06C1T-06FJX-06FJX-126	122	505210	1	1 NPT x 3 Pipe Nipple
59	618115	4	3/4 MOR x 90° x 9/16 MJIC	123	616032	1	08C1T-08FJX-08FJX-66
60	611204	1	04C1T-06FJX-06FJX-78	124	618482	2	3/4 FJIC x 9/16 MJIC
61	616026	2	04C1T-06FJX-06FJX-37	125	610185	1	9/16 MOR Plug
62	614368	2	08C1T-08FJX-08FJX-60	126	714340	1	1/2 NPT x 1/2 Hose Barb
63	615465	1	08C1T-08FJX-08FJX-33	127	712440	1	1/2 NPT x 3/4 Hose Barb
64	616056	2	04C1T-06FJX-06FJX-32	128	601223	1	1/2 1-Braid Black EPDM x 37 1/2
				129	502800	1	3/8 NPT Pipe Plug
				130	505203	1	1 x 4 Pipe Nipple



* 6/4568 TUBE ASSY USED
IN STRAIGHT LEGS

1982 8200 HYDRAULIC SCHEMATIC
FOUR ROW CUTTER WITHOUT TASSELTRAIL

Ref.	Part No.	Req.	Description	Ref.	Part No.	Req.	Description
1	606844	1	Sundstrand Series 23 Pump A-Mount	65	618090	2	1 5/16 MOR x 1 NPT Adapter
2	610030	2	Sundstrand Wheel Motor Series 18	66	618109	4	3/4 MOR x 9/16 MJIC
3	610377	1	Cessna Aux. Pump 1.24 in ³ 4 Gal. Priority	67	618119	2	9/16 MOR x 9/16 MJIC
4	618088	1	Large Manifold	68	618126	3	9/16 MOR x 9/16 MJIC
5	618088	1	011 Cooler	69	716000	1	1 NPT x 90° x 3/4 Hose Barb
6	610388	1	Sundstrand Gear Pump 2.04 in ³	70	618178	6	1 5/16 MOR x 90° x 1 5/16 MJIC
7	610050	1	3-Section Flow Divider	71	714561	1	1 NPT x 1 1/4 Hose Barb
8	614566	1	Front Return Manifold	72	618183	2	7/8 MOR x 90° x 3/4 MJIC
9	606585	1	Cessna 3-Spool Valve	73	618546	2	1/8 NPTF x 9/16 MJIC Run Tee
10	610318	1	Steering Motor 6.2 in ³	74	715664	1	1 1/4 NPT x 1 Hose Barb
11	605601	2	Green Filter 10 Micron 40 GPM	75	616035	1	06C1T-06FJX-06FJX-219
12	760097	1	Hydraulic Oil Tank	76	618241	3	3/4 MOR x 90° x 3/4 MJIC
13	620372	2	Cutter Lift Cylinder	77	618241	2	1/8 NPTF x 9/16 MJIC
14	606004	2	Steering Cylinder Assembly 1 1/2 x 6	78	611126	3	7/8 MOR x 7/8 MJIC
15	620145	2	Steering Cylinder Assembly 1 1/2 x 6	79	712440	1	1/2 NPT x 3/4 Hose Barb
16	605600	2	Michigan Filter	80	618203	4	Barnes Motor
17	605603	2	Line Diffuser	81	611147	5	1/2 NPT x 3/4 MJIC
18	611051	1	Pressure Cap 3/4 NPT 5 Lb.	82	607500	1	BGR53 Flow Divider
19	614453	1	Oil Dip Stick 8 in.	83	618520	1	1/4 NPT x 9/16 MJIC Tee
20	501102	1	1/4 NPT Pipe Plug	84	714560	2	1 NPT x 1 Hose Barb
21	503000	1	1/2 NPT x 1/4 NPT Reducer Bushing	85	615473	2	06C1T-06FJX-08FJX-18
22	606952	1	Relief Valve 2000 PSI	86	618302	4	1 5/16 MOR x 90° x 1 1/16 MJIC
23	504702	1	3/4 NPT Close Nipple	87	615571	4	Hydraulic Tube Assembly
24	504955	1	3/4 NPT Pipe Tee	88	618496	2	3/4 MOR x 45° x 9/16 MJIC
25	618336	1	1 1/16 MOR x 1 Hose Barb	89	506200	2	1 1/4 NPT Close Nipple
26	505005	1	1 NPT x 1/2 NPT Reducer Bushing	90	618248	2	1 1/16 MOR x 90° x 1 1/16 MJIC
27	505200	3	1 NPT x 90° Street Elbow	91	615589	2	08TWM-12FJX-12FJX-126
28	615450	2	06C1T-06FJX-06FJX45-112	92	601223	1	1/2 1-Braid Black EPDM x 37 1/2
29	611141	4	12TWM-12FJX-12MJ-53	93	611124	5	1/2 NPT x 90° x 7/8 MJIC
30	505300	4	1 NPT x 90° Elbow	94	503600	2	1/2 NPT Close Nipple
31	506410	4	1 1/4 NPT x 90° Street Elbow	95	504210	1	3/4 NPT x 1/2 NPT Reducer Bushing
32	615426	2	08TWM-08FJX90-10FJX-114	96	504501	1	3/4 NPT x 90° Elbow
33	503820	2	1/2 NPT Pipe Tee	97	614240	1	3/4 NPT Relief Valve
34	601256	2	1" 2-Braid Red Hose x 31	98	714350	1	3/4 NPT x 1/2 Hose Barb
35	601194	1	1 1/4 2-Braid Red Hose x 93	99	506005	2	1 1/4 NPT x 1 NPT Reducer Bushing
36	615427	2	08TWM-08FJX-10FJX-107	100	505201	1	1 NPT Close Nipple
37	610193	4	9/16 MJIC Bulk Head Tee	101	610029	2	Sundstrand Wheel Motor Series 15
38	611122	8	1/4 NPT x 90° x 9/16 MJIC	102	611125	10	3/4 MOR x 3/4 MJIC
39	611127	3	1 1/16 MOR x 1 1/16 MJIC	103	610028	1	16 GPM Flow Control
40	611145	1	1/2 NPT x 90° x 3/4 MJIC	104	618279	1	7/8 MOR x 90° x 1 1/16 MJIC
41	610300	3	3/4 NPT x 3/4 MJIC	105	505101	1	1 NPT Pipe Tee
42	618011	2	04C1T-06FJX-06FJX-133	106	715660	1	1 1/4 NPT x 1 1/4 Hose Barb
43	614101	4	08C1T-08FJX-08FJX-105	107	505213	1	1 NPT x 3/4 NPT Reducer Bushing
44	615464	1	08C1T-06FJX-06FJX-66	108	618327	2	7/8 MOR x 3/4 MJIC
45	611206	2	08C1T-08FJX-08FJX-29	109	618330	1	1 NPT x 1 5/16 MOR
46	615385	1	3/4-16 O-Ring Plug	110	506701	1	1 1/4 NPT x 90° Side Outlet Elbow
47	611159	4	3/4-16 O-Ring Plug	111	714331	2	1 NPT x 3/4 Hose Barb
48	611260	2	04C1T-06FJX-06FJX-44	112	503700	2	1/2 NPT Pipe Plug
49	614338	2	08C1T-08FJX-08FJX-52	113	618449	2	1 1/16 MJIC Bulk Head Tee
50	614555	3	10C2AT-10FJX-10FJX-42	114	618518	4	1 1/16 FJIC x 7/8 MJIC
51	614556	1	16C2AT-16FJX-16FJX90-114	115	618156	2	3/4 NPT x 90° x 7/8 MJIC
52	614549	1	06C1T-06FJX-06FJX-140	116	610305	3	3/4 NPT x 90° x 3/4 MJIC
53	615568	1	RH Sundstrand Pump Hydraulic Tube Assy.	117	611210	2	04C1T-06FJX-06FJX-156
54	615569	1	LH Sundstrand Pump Hydraulic Tube Assy.	118	614563	4	08C1T-08FJX-10FJX-150
55	614425	1	08C1T-08FJX-08FJX-132	119	618550	1	1 1/4 4-Bolt Flange x 1 1/4 NPTF
56	601198	1	3/4 2-Braid Red Hose x 110	120	618176	1	1" 4-Bolt Flange x 1 5/16 O-Ring
57	615442	2	04C1T-06FJX-06FJX-55	121	618311	1	3/4 MJIC Union Tee
58	615449	1	06C1T-06FJX-06FJX-126	122	505210	1	1 NPT x 3 Pipe Nipple
59	618115	2	3/4 MOR x 90° x 9/16 MJIC	123	616032	2	08C1T-08FJX-08FJX-66
60	611204	2	04C1T-06FJX-06FJX-78	124	618482	2	3/4 FJIC x 9/16 MJIC
61	616026	2	04C1T-06FJX-06FJX-37	125	618425	2	9/16 MOR x 45° x 9/16 MJIC
62	614368	2	08C1T-08FJX-08FJX-60	126	610185	2	9/16 MOR Plug
63	615465	1	08C1T-08FJX-08FJX-33	127	601265	1	3/4 2-Braid Red Hose x 140
64	616056	2	04C1T-06FJX-06FJX-32	128	714340	1	1/2 NPT x 1/2 Red Hose Barb
				129	615401	1	06C1T-06FJX-06FJX-22
				130	618486	1	9/16 FJIC Run Tee
				131	505203	1	1 x 4 Pipe Nipple



1982 8200 HYDRAULIC SCHEMATIC
SIX ROW TIRE PULLER WITH TASSELLTROL

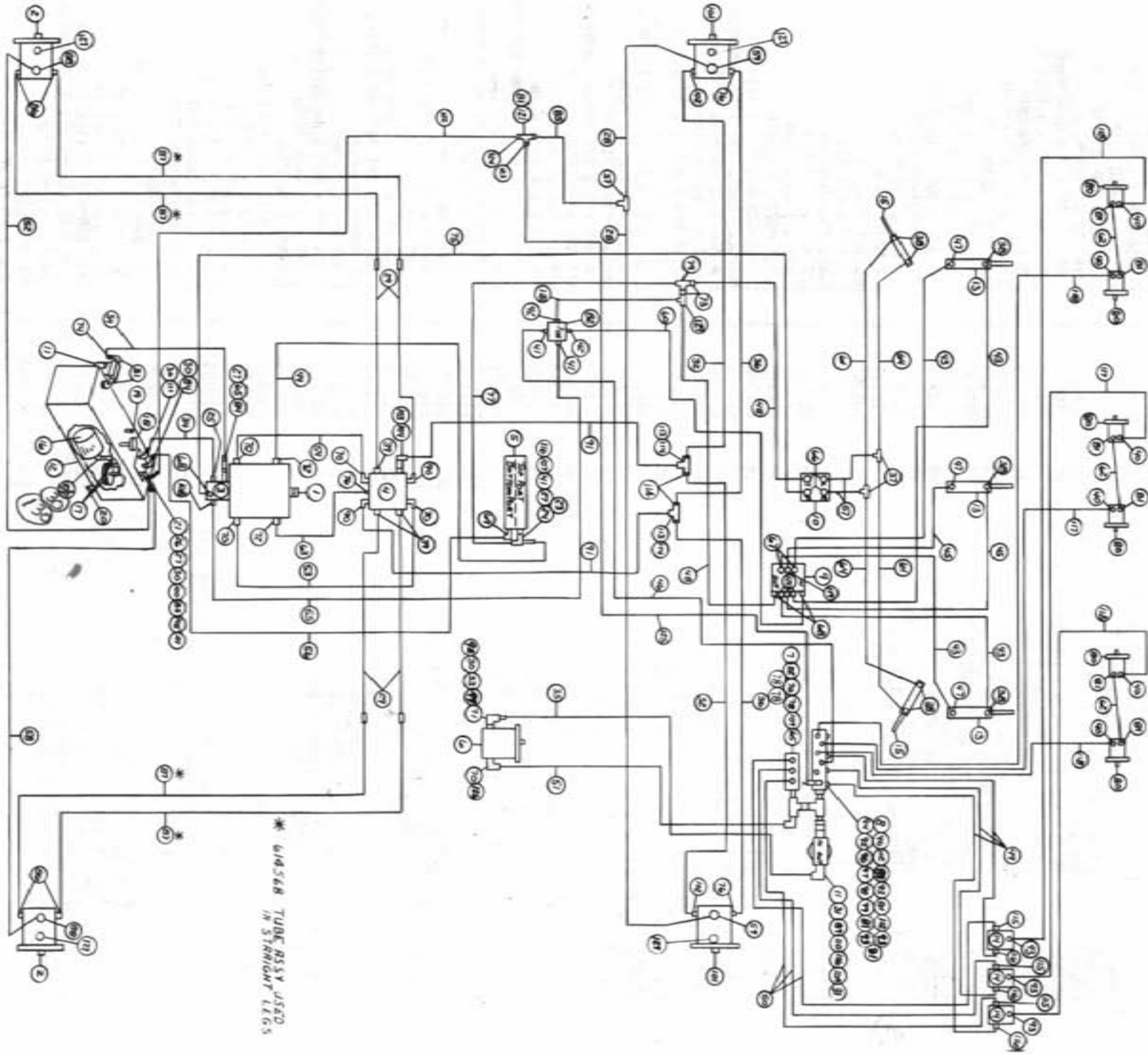
Ref.	Part No.	Req.	Description	Ref.	Part No.	Req.	Description
1	606844	1	Sundstrand Series 23 Pump A-Mount	64	616056	2	O4C1T-06FJX-06FJX-32
2	610030	2	Sundstrand Series 18 Wheel Motor	65	618090	2	1 5/16 MOR x 1 NPT Adapter
3	610377	1	Cassia Aux. Pump 1.24 in ³ 4 Gal. Priority	66	618109	4	3/4 MOR x 9/16 M/JIC
4	615003	1	Large Manifold	67	618119	3	9/16 MOR x 90° x 9/16 M/JIC
5	618088	1	011 Cooler	68	618126	1	9/16 MOR x 9/16 M/JIC
6	610388	1	Sundstrand gear Pump 2.04 in ³	69	716000	1	1 NPT x 90° x 3/4 Hose Barb
7	610050	1	3-Section Flow Divider	70	618178	6	1 5/16 MOR x 90° x 1 5/16 M/JIC
8	614566	1	Front Return Manifold	71	714561	1	1 NPT x 1 1/4 Hose Barb
9	610257	1	3-Spool Electric Valve	72	618183	2	7/8 MOR x 90° x 3/4 M/JIC
10	610318	1	Steering Motor 6.2 in ³	73	618482	2	3/4 F/JIC x 9/16 M/JIC
11	605601	2	Gresen Filter 10 Micron 40 GPM	74	715664	2	1 1/4 NPT x 1 Hose Barb
12	760097	1	Hydraulic Oil Tank	75	616035	1	O6C1T-06FJX-06FJX-219
13	620225	3	Puller Lift Cylinder	76	618241	3	3/4 MOR x 90° x 3/4 M/JIC
14	606004	3	Steering 1-Spool Valve	77	616032	1	O8C1T-08FJX-08FJX-66
15	620145	2	Steering Cylinder 1 1/2 x 6	78	611126	7/8	MOR x 7/8 M/JIC
16	605600	1	Michigan Filter	79	618311	1	3/4 M/JIC Union Tee
17	605603	2	Line Diffuser	80	604005	6	Orbital Motor 10.3 in ³
18	611051	1	Pressure Cap 3/4 NPT 5 Lb.	81	611147	10	1/2 NPT x 3/4 M/JIC
19	614453	1	Dipstick 8 in.	82	607500	1	BGR53 Flow Divider
20	501102	1	1/4 NPT Pipe Plug	83	618520	1	1/8 NPT x 9/16 M/JIC Tee
21	503000	1	1/2 NPT x 1/4 NPT Reducer Bushing	84	714560	2	1 NPT x 1 Hose Barb
22	606952	1	Relief Valve 2000 PSI	85	615473	4	O6C1T-06FJX-08FJX-18
23	504702	1	3/4 NPT Close Nipple	86	618302	1	1 5/16 MOR x 90° x 1 1/16 M/JIC
24	504955	1	3/4 NPT Pipe Tee	87	615571	4	Rear Leg Hydraulic Tube Assembly
25	618336	1	1 1/16 MOR x 1 Hose Barb	88	618496	2	3/4 MOR x 45° x 9/16 M/JIC
26	505005	1	1 NPT x 1/2 NPT Reducer Bushing	89	506200	2	1 1/4 NPT Close Nipple
27	505200	1	1 NPT x 90° Street Elbow	90	618248	2	1 1/16 MOR x 90° x 1 1/16 M/JIC
28	615450	2	O6C1T-06FJX-06FJX-112	91	615589	2	O8TMM-12FJX-12FJX-126
29	611141	4	12TMM-12FJX-12MJ-53	92	618550	1	1 1/4 4-Bolt Flange x 1 1/4 NPTF
30	505300	4	1 NPT x 90° Elbow	93	611124	6	1 1/2 NPT x 90° x 7/8 M/JIC
31	506410	4	1 1/4 NPT x 90° Street Elbow	94	503600	1	1/2 NPT Close Nipple
32	615426	2	O8TMM-08FJX90-10FJX-114	95	504210	1	3/4 NPT x 1/2 NPT Reducer Bushing
33	505210	1	1 NPT x 3 Pipe Nipple	96	504501	1	3/4 NPT x 90° Elbow
34	601256	2	1" 2-Braid Red Hose x 31	97	614240	1	3/4 NPT Relief Valve
35	601194	1	1 1/4 2-Braid Red Hose x 93	98	714350	1	3/4 NPT x 1/2 Hose Barb
36	615427	2	O8TMM-08FJX-10FJX-107	99	506005	2	1 1/4 NPT x 1 NPT Reducer Bushing
37	610193	3	9/16 M/JIC Bulk Head Tee	100	505201	1	1 NPT Close Nipple
38	611122	4	1/4 NPT x 90° x 9/16 M/JIC	101	610029	2	Sundstrand Series 15 Wheel Motor
39	611127	3	1 1/16 MOR x 1 1/16 M/JIC	102	611125	2	3/4 MOR x 3/4 M/JIC
40	611145	7	1/2 NPT x 90° x 3/4 M/JIC	103	610028	1	16GPM Flow Control
41	610300	3	3/4 NPT x 3/4 M/JIC	104	618279	1	7/8 MOR x 90° x 1 1/16 M/JIC
42	618011	1	3/8 NPT x 9/16 M/JIC	105	505101	1	1 NPT Pipe Tee
43	614101	2	O4C1T-06FJX-06FJX-133	106	715660	1	1 1/4 NPT x 1 1/4 Hose Barb
44	615464	1	O8C1T-08FJX-08FJX-105	107	505213	1	1 NPT x 3/4 NPT Reducer Bushing
45	614077	1	O4C1T-06FJX-06FJX-88	108	618327	1	7/8 MOR x 3/4 M/JIC
46	615385	1	O8C1T-08FJX-08FJX-29	109	618330	2	1 NPT x 1 5/16 MOR
47	614365	3	Restrictor Elbow Assembly	110	506701	1	1 1/4 NPT x 90° Side Outlet Elbow
48	611260	2	O4C1T-06FJX-06FJX-44	111	714331	2	1 NPT x 3/4 Hose Barb
49	614338	3	O8C1T-08FJX-08FJX-52	112	503700	2	1/2 NPT Pipe Plug
50	614555	3	10C2AT-10FJX-10FJX-42	113	618449	2	1 1/16 M/JIC Bulk Head Tee
51	614556	1	16C2AT-16FJX-16FJX90-114	114	618518	4	1 1/16 F/JIC x 7/8 M/JIC
52	614549	1	O6C1T-06FJX-06FJX-140	115	618156	3	3/4 NPT x 90° x 7/8 M/JIC
53	615568	1	RH Sundstrand Pump Hydraulic Tube Assy.	116	610305	4	3/4 NPT x 90° x 3/4 M/JIC
54	615569	1	LH Sundstrand Pump Hydraulic Tube Assy.	117	614561	2	O8C1T-08FJX-10FJX-100
55	614425	1	O8C1T-08FJX-08FJX-132	118	614562	4	O8C1T-08FJX-10FJX-200
56	601198	1	3/4 2-Braid Red Hose x 110	119	503820	1	1/2 NPT Pipe Tee
57	615442	2	O4C1T-06FJX-06FJX-55	120	601265	1	3/4 2-Braid Red Hose x 140
58	615449	1	O6C1T-06FJX-06FJX-126	121	714340	1	1/2 NPT x 1/2 Hose Barb
59	618115	4	3/4 MOR x 90° x 9/16 M/JIC	122	712440	1	1/2 NPT x 3/4 Hose Barb
60	611204	1	O4C1T-06FJX-06FJX-78	123	601223	1	1/2 1-Braid Black EPDM Hose x 37 1/2
61	616026	2	O4C1T-06FJX-06FJX-37	124	618176	1	1" 4-Bolt Flange x 1 5/16 O-Ring
62	614382	3	O8C1T-08FJX-08FJX-40	125	611159	4	3/4-16 O-Ring Plug
63	615465	1	O8C1T-08FJX-08FJX-33	126	502800	1	3/8 NPT Pipe Plug

127

505203

1

1 X 4 PIPE NIPPLE



1982 8200 HYDRAULIC SCHEMATIC

SIX ROW TIRE PULLER WITHOUT TASSELLTROL

Ref.	Part No.	Req.	Description	Ref.	Part No.	Req.	Description
1	606844	1	Sundstrand Series 23 Pump A-Mount	65	618090	2	1 5/16 MOR x 1 NPT Adapter
2	610030	2	Sundstrand Series 18 Wheel Motor	66	618109	4	3/4 MOR x 9/16 MJIC
3	610377	1	Cassia Aux. Pump 1.24 in ³ 4 Gal. Priority	67	618119	2	9/16 MOR x 90° x 9/16 MJIC
4	615003	1	Large Manifold	68	618126	3	9/16 MOR x 9/16 MJIC
5	618088	1	Oil Cooler	69	716000	3	1 NPT x 90° x 3/4 Hose Barb
6	610388	1	Sundstrand Gear Pump 2.04 in ³	70	618178	6	1 5/16 MOR x 90° x 1 5/16 MJIC
7	610050	1	3-Section Flow Divider	71	714561	1	1 NPT x 1 1/4 Hose Barb
8	614566	1	Front Return Manifold	72	618183	2	7/8 MOR x 90° x 3/4 MJIC
9	606585	1	Cassia 3-Spool Valve	73	618482	2	3/4 FJIC x 9/16 MJIC
10	610318	1	Steering Motor 6.2 in ³	74	715664	1	1 1/4 NPT x 1 Hose Barb
11	605601	2	Gresen Filter 10 Micron 40 GPM	75	616035	1	06C1T-06FJX-06FJX-219
12	760097	1	Hydraulic Oil Tank	76	618241	3	3/4 MOR x 90° x 3/4 MJIC
13	620900	3	Puller Lift Cylinder	77	616032	1	08C1T-08FJX-08FJX-66
14	606004	3	Gresen 1-Spool Valve	78	611126	3	7/8 MOR x 7/8 MJIC
15	620145	2	Steering Cylinder Assembly 1 1/2 x 6	79	618311	1	3/4 MJIC Union Tee
16	605600	2	Michigan Filter	80	604005	6	Orbital Motor 10.3 in ³
17	605603	2	Line Diffuser	81	611147	10	1/2 NPT x 3/4 MJIC
18	611051	1	Pressure Cap 3/4 NPT 5 Lb.	82	607500	1	1/4 NPT x 9/16 MJIC Tee
19	614453	1	Dipstick 8 in.	83	618520	1	BGR53 Flow Divider
20	501102	1	1/4 NPT Pipe Plug	84	714560	2	1 NPT x 1 Hose Barb
21	503000	1	1/2 NPT x 1/4 NPT Reducer Bushing	85	615473	1	06C1T-06FJX-08FJX-18
22	606952	1	Relief Valve 2000 PSI	86	618302	4	1 5/16 MOR x 90° x 1 1/16 MJIC
23	504702	1	3/4 NPT Close Nipple	87	615571	4	Rear Leg Hydraulic Tube Assembly
24	504955	1	3/4 NPT Pipe Tee	88	618496	2	3/4 MOR x 45° x 9/16 MJIC
25	618336	1	1 1/16 MOR x 1 Hose Barb	89	506200	2	1 1/4 Close Nipple
26	505005	1	1 NPT x 1/2 NPT Reducer Bushing	90	618248	2	1 1/16 MOR x 90° x 1 1/16 MJIC
27	505200	2	1 NPT x 90° Street Elbow	91	615589	2	08TWM-12FJX-12FJX-126
28	615450	2	06C1T-06FJX-06FJX45-112	92	618550	1	1 1/4 4-Bolt Flange x 1 1/4 NPTF
29	611141	4	12TWM-12FJX-12MJ-53	93	611124	6	1/2 NPT x 90° x 7/8 MJIC
30	505300	4	1 NPT x 90° Elbow	94	503600	1	1/2 NPT Close Nipple
31	506410	2	1 1/4 NPT x 90° Street Elbow	95	504210	1	3/4 NPT x 1/2 Reducer Bushing
32	615426	4	08TWM-08FJX90-10FJX-114	96	504501	1	3/4 NPT x 90° Elbow
33	505210	1	1 NPT x 3 Pipe Nipple	97	714350	1	3/4 NPT Relief Valve
34	601256	2	1" 2-Braid Red Hose x 31	98	614240	1	3/4 NPT x 1/2 Hose Barb
35	601194	1	1 1/4 2-Braid Red Hose x 93	99	506005	2	1 1/4 NPT x 1 NPT Reducer Bushing
36	615427	2	08TWM-08FJX-10FJX-107	100	505201	1	1 NPT Close Nipple
37	610193	3	9/16 MJIC Bulk Head Tee	101	610029	2	Sundstrand Series 15 Wheel Motor
38	611122	3	1/4 NPT x 90° x 9/16 MJIC	102	611125	1	3/4 MOR x 3/4 MJIC
39	611127	7	1/2 NPT x 90° x 1 1/16 MJIC	103	610028	1	16 GPM Flow Control
40	611145	3	3/4 NPT x 3/4 MJIC	104	618279	1	7/8 MOR x 90° x 1 1/16 MJIC
41	610300	3	3/8 NPT x 9/16 MJIC	105	505101	1	1 NPT Pipe Tee
42	611212	2	04C1T-06FJX-06FJX-164	106	715660	1	1 1/4 NPT x 1 1/4 Hose Barb
43	615464	4	08C1T-08FJX-08FJX-105	107	505213	1	1 NPT x 3/4 NPT Reducer Bushing
44	614101	1	04C1T-06FJX-06FJX-133	108	618327	1	7/8 MOR x 3/4 MJIC
45	614101	2	08C1T-08FJX-08FJX-29	109	618330	2	1 NPT x 1 5/16 MOR
46	615385	1	Restrictor Elbow Assembly	110	506701	2	1 1/4 NPT x 90° Side Outlet Elbow
47	614365	3	Restricor Elbow Assembly	111	714331	2	1 NPT x 3/4 Hose Barb
48	611260	2	04C1T-06FJX-06FJX-44	112	503700	2	1/2 NPT Pipe Plug
49	614338	3	08C1T-08FJX-08FJX-52	113	618449	2	1 1/6 MJIC Bulk Head Tee
50	614555	3	10C2AT-10FJX-10FJX-42	114	618518	4	1 1/16 FJIC x 7/8 MJIC
51	614556	1	16C2AT-16FJX-16FJX90-114	115	618156	4	3/4 NPT x 90° x 7/8 MJIC
52	614549	1	06C1T-06FJX-06FJX-140	116	610305	4	3/4 NPT x 90° x 3/4 MJIC
53	615568	1	RH Sundstrand Pump Hydraulic Tube Assy.	117	614561	4	08C1T-08FJX-10FJX-100
54	615569	1	LH Sundstrand Pump Hydraulic Tube Assy.	118	614562	4	08C1T-08FJX-10FJX-200
55	614425	1	08C1T-08FJX-08FJX-132	119	618440	1	9/16 MOR x 90° x 9/16 MJIC
56	601198	1	3/4 2-Braid Red Hose x 110	120	618425	3	9/16 MOR x 45° x 9/16 MJIC
57	615442	2	06C1T-06FJX-06FJX-126	121	503820	1	1/2 NPT Pipe Tee
58	615449	1	04C1T-06FJX-06FJX-55	122	601265	1	3/4 2-Braid Red Hose x 140
59	618115	4	3/4 MOR x 90° x 9/16 MJIC	123	714340	1	1/2 NPT x 1/2 Hose Barb
60	611204	1	04C1T-06FJX-06FJX-78	124	712440	1	1/2 NPT x 3/4 Hose Barb
61	616026	2	08C1T-08FJX-08FJX-37	125	601223	1	1/2 1-Braid Black EPDM Hose x 37 1/2
62	614382	3	08C1T-08FJX-08FJX-40	126	618176	1	1" 4-Bolt Flange x 1 5/16 O-Ring
63	615465	1	08C1T-08FJX-08FJX-33	127	611159	4	3/4-16 O-Ring Plug
64	616056	2	04C1T-06FJX-06FJX-32	128	615401	1	06C1T-06FJX-06FJX-22
				129	618486	1	9/16 FJIC Run Tee
				130	505203	1	1 x 4 Pipe Nipple

1982 8200 HYDRAULIC SCHEMATIC

FOUR ROW TIRE PULLER WITH TASSELTRAIL

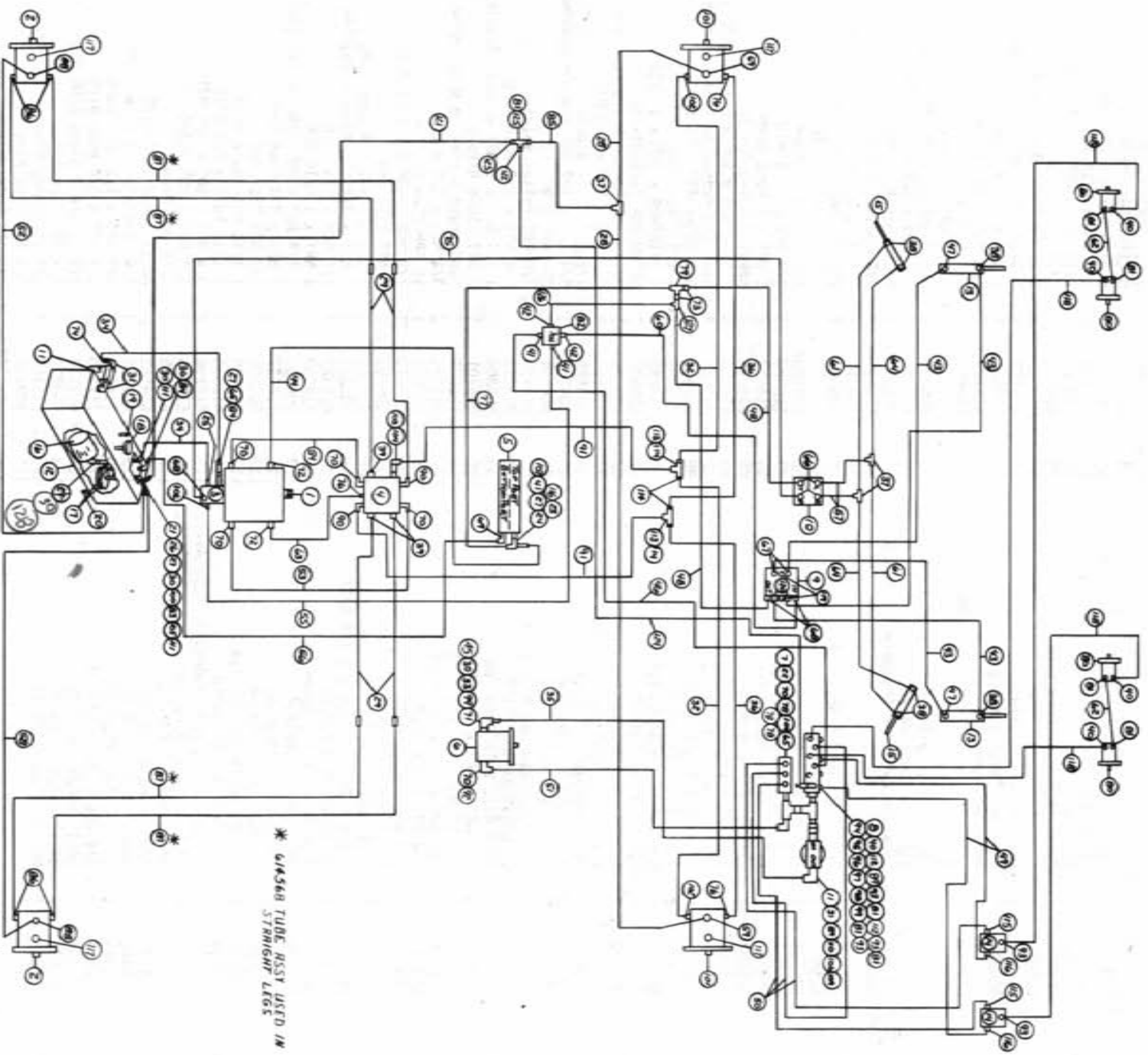
Ref.	Part No.	Req.	Description	Ref.	Part No.	Req.	Description
1	606844	1	Sundstrand Series 23 Pump A-Mount	63	615465	1	08C1T-08FJX-08FJX-33
2	610030	2	Sundstrand Series 18 Wheel Motor	64	616056	2	04C1T-06FJX-06FJX-32
3	610377	1	Cesna Aux. Pump 1.24 In ³ 4 Gal. Priority	65	618090	2	1 5/16 MOR x 1 NPT Adapter
4	615003	1	Large Manifold	66	618109	4	3/4 MOR x 9/16 MJIC
5	618088	1	011 Cooler	67	618119	2	9/16 MOR x 90° x 9/16 MJIC
6	610388	1	Sundstrand Gear Pump 2.04 In ³	68	618126	1	9/16 MOR x 9/16 MJIC
7	610050	1	3-Section Flow Divider	69	716000	1	1 NPT x 90° x 3/4 Hose Barb
8	614566	1	Front Return Manifold	70	618178	6	1 5/16 MOR x 90° x 1 5/16 MJIC
9	610257	1	3-Spool Electric Valve	71	714561	1	1 NPT x 1 1/4 Hose Barb
10	610318	1	Steering Motor 6.2 In ³	72	618183	2	7/8 MOR x 90° x 3/4 MJIC
11	605601	2	Hydraulic Filter 10 Micron 40 GPM	73	618482	2	3/4 FJIC x 9/16 MJIC
12	760097	1	Pressure Cap 3/4 NPT 5 Lb.	74	715664	1	1 1/4 NPT x 1 Hose Barb
13	620225	2	Steering Cylinder	75	616035	1	06C1T-06FJX-06FJX-219
14	606004	2	Green 1-Spool Valve	76	618241	3	3/4 MOR x 90° x 3/4 MJIC
15	620145	2	Steering Cylinder Assembly 1.5 x 6.0	77	616032	1	08C1T-08FJX-08FJX-66
16	605600	1	Michigan Filter	78	611126	3	7/8 MOR x 7/8 MJIC
17	605603	2	Line Diffuser	79	618311	1	3/4 MJIC Union Tee
18	611051	1	Pressure Cap 3/4 NPT 5 Lb.	80	604005	4	Orbital Motor 10.3 In ³
19	614453	1	Dipstick 8 In.	81	611147	8	1/2 NPT x 3/4 MJIC
20	501102	1	1/4 NPT Pipe Plug	82	607500	1	BGR53 Flow Divider
21	503000	1	1/2 NPT x 1/4 NPT Reducer Bushing	83	618520	1	1/4 NPT x 9/16 MJIC Tee
22	606952	1	Relief Valve 2000 PSI	84	714560	2	1 NPT x 1 Hose Barb
23	504702	1	3/4 NPT Close Nipple	85	615473	1	06C1T-06FJX-08FJX-18
24	504955	1	3/4 NPT Pipe Tee	86	618302	4	1 5/16 MOR x 90° x 1 1/16 MJIC
25	618336	1	1 1/16 MOR x 1 Hose Barb	87	615571	4	Rear Leg Hydraulic Tube Assembly
26	505005	1	1 NPT x 1/2 NPT Reducer Bushing	88	618496	2	3/4 MOR x 45° x 9/16 MJIC
27	505200	2	1 NPT x 90° Street Elbow	89	506200	2	1 1/4 Close Nipple
28	615450	2	06C1T-06FJX-06FJX-5-112	90	618248	2	1 1/16 MOR x 90° x 1 1/16
29	611141	4	12TWM-12FJX-12MJ-53	91	615589	2	08TWM-12FJX-12FJX-126
30	505300	4	1 NPT x 90° Elbow	92	611176	1	1"-4-Bolt Flange x 1 5/16 O-Ring
31	506410	4	1 1/4 NPT x 90° Street Elbow	93	611124	5	1/2 NPT x 90° x 7/8 MJIC
32	615426	2	08TWM-08FJX90-10FJX-114	94	503600	1	1/2 NPT Close Nipple
33	505210	1	1 NPT x 3 Pipe Nipple	95	504210	1	3/4 NPT x 1/2 NPT Reducer Bushing
34	601256	1	1"-2-Braid Red Hose x 31	96	504501	1	3/4 NPT x 90° Elbow
35	601194	2	1 1/4-2-Braid Red Hose x 93	97	614240	1	3/4 NPT Relief Valve
36	615427	2	08TWM-08FJX-10FJX-107	98	714350	1	3/4 NPT x 1/2 Hose Barb
37	610193	3	9/16 MJIC Bulk Head Tee	99	506005	2	1 1/4 NPT x 1 NPT Reducer Bushing
38	611122	4	1/4 NPT x 90° x 9/16 MJIC	100	505201	1	1 NPT Close Nipple
39	611127	3	1 1/16 MOR x 1 1/16 MJIC	101	610029	2	Sundstrand Series 15 Wheel Motor
40	611145	5	1/2 NPT x 90° x 3/4 MJIC	102	611125	2	3/4 MOR x 3/4 MJIC
41	610300	3	3/4 NPT x 3/4 MJIC	103	610028	1	16 GPM Flow Control
42	618011	1	3/8 NPT x 9/16 MJIC	104	618279	1	7/8 MOR x 90° x 1 1/16 MJIC
43	614101	2	04C1T-06FJX-06FJX-133	105	505101	1	1 NPT Pipe Tee
44	615464	1	08C1T-08FJX-08FJX-105	106	715660	1	1 1/4 NPT x 1 1/4 Hose Barb
45	618550	1	1 1/4-4-Bolt Flange x 1 1/4 NPTF	107	505213	1	1 NPT x 3/4 NPT Reducer Bushing
46	615385	1	08C1T-08FJX-08FJX-29	108	618327	1	7/8 MOR x 3/4 MJIC
47	614365	2	Restrictor Elbow Assembly	109	618330	2	1 NPT x 1 5/16 MOR
48	611260	2	04C1T-06FJX-06FJX-44	110	506701	1	1 1/4 NPT x 90° Side Outlet Elbow
49	614338	2	08C1T-08FJX-08FJX-52	111	714331	2	1 NPT x 3/4 Hose Barb
50	614555	3	10C2AT-10FJX-10FJX-42	112	503700	2	1/2 NPT Pipe Tee
51	614556	3	16C2AT-16FJX-16FJX90-114	113	618449	2	1 1/16 MJIC Bulk Head Tee
52	614549	1	06C1T-06FJX-06FJX-140	114	618518	4	1 1/16 FJIC x 7/8 MJIC
53	615568	1	RH Sundstrand Pump Hydraulic Tube Assy.	115	618156	4	3/4 NPT x 90° x 7/8 MJIC
54	615569	1	LH Sundstrand Pump Hydraulic Tube Assy.	116	610305	3	3/4 NPT x 90° x 3/4 MJIC
55	614425	1	08C1T-08FJX-08FJX-132	117	610185	1	9/16 MOR Plug
56	601198	1	3/4-2-Braid Red Hose x 110	118	614563	4	08C1T-10FJX-10FJX-150
57	615442	2	04C1T-06FJX-06FJX-55	119	601265	1	3/4-2-Braid Red Hose x 140
58	615449	1	06C1T-06FJX-06FJX-126	120	714340	1	1/2 NPT x 1/2 Hose Barb
59	618115	4	3/4 MOR x 90° x 9/16 MJIC	121	712440	1	1/2 NPT x 3/4 Hose Barb
60	611204	1	04C1T-06FJX-06FJX-78	122	601223	1	1/2 1-Braid Black EPDM Hose x 37 1/2
61	616026	2	04C1T-06FJX-06FJX-37	123	503820	1	1/2 NPT Pipe Tee
62	614382	2	08C1T-08FJX-08FJX-40	124	611159	4	3/4-16 O-Ring Plug
				125	502800	1	3/8 NPT Pipe Plug

126

505803

1

1 x 4 Pipe NIPPLE



* 64568 TUBE BSSY USED IN STRAIGHT LEGS

1982 8200 HYDRAULIC SCHEMATIC

FOUR ROW TIRE PULLER WITHOUT TASSELTRAIL

Ref.	Part No.	Req.	Description	Ref.	Part No.	Req.	Description
1	606844	1	Sundstrand Series 23 Pump A-Mount	64	616056	2	04C1T-06FJX-06FJX-32
2	610030	2	Sundstrand Series 18 Wheel Motor	65	618090	2	1 5/16 MOR x 1 NPT Adapter
3	610377	1	Cassa Aux. Pump 1.24 in ³ 4 Gal. Priority	66	618109	4	3/4 MOR x 9/16 MJIC
4	615003	1	Large Manifold	67	618119	2	9/16 MOR x 90° x 9/16 MJIC
5	618088	1	011 Cooler	68	618126	3	9/16 MOR x 9/16 MJIC
6	610388	1	Sundstrand Gear Pump 2.04 in ³	69	716000	1	1 NPT x 90° x 3/4 Hose Barb
7	610050	1	3-Section Flow Divider	70	618178	6	1 5/16 MOR x 90° x 1 5/16 MJIC
8	614566	1	Front Return Manifold	71	714561	2	1 NPT x 1 1/4 Hose Barb
9	606585	1	Cassa 3-Spool Valve 3	72	618183	2	7/8 MOR x 90° x 3/4 MJIC
10	610318	1	Steering Motor 6.2 in ³	73	618482	2	3/4 FJIC x 9/16 MJIC
11	605601	2	Greasen Filter 10 Micron 40 GPM	74	715664	1	1 1/4 NPT x 1 Hose Barb
12	760097	1	Hydraulic Oil Tank	75	616035	1	06C1T-06FJX-06FJX-219
13	620900	2	Puller Lift Cylinder	76	618241	3	3/4 MOR x 90° x 3/4 MJIC
14	606004	2	Greasen 1-Spool Valve	77	616032	3	08C1T-08FJX-08FJX-66
15	620145	2	Steering Cylinder 1 1/2 x 6	78	611126	1	7/8 MOR x 7/8 MJIC
16	605600	1	Michigan Filter	79	618311	3	3/4 MJIC Union Tee
17	605603	2	Line Diffuser	80	604005	4	Orbital Motor 10.3 in ³
18	611051	1	Pressure Cap 3/4 NPT 5 Lb.	81	611147	8	1/2 NPT x 3/4 MJIC
19	614453	1	011 Dipstick 8 in.	82	607500	1	BGR53 Flow Divider
20	501102	1	1/4 NPT Pipe Plug	83	618520	1	1/4 NPT x 9/16 MJIC Tee
21	503000	1	1/2 NPT x 1/4 NPT Reducer Bushing	84	714560	2	1 NPT x 1 Hose Barb
22	606952	1	Relief Valve 2000 PSI	85	615473	4	06C1T-06FJX-08FJX-18
23	504702	1	3/4 NPT Close Nipple	86	618302	4	1 5/16 MOR x 90° x 1 1/16 MJIC
24	504955	1	3/4 NPT Pipe Tee	*87	615571	4	Rear Leg Hydraulic Tube Assembly
25	618336	1	1 1/16 MOR x 1 Hose Barb	88	618496	2	3/4 MOR x 45° x 9/16 MJIC
26	505005	1	1 NPT x 1/2 NPT Reducer Bushing	89	506200	2	1 1/16 MOR x 90° x 1 1/16 MJIC
27	505200	3A	1 NPT x 90° Street Elbow	90	618248	2	08TMM-12FJX-12FJX-126
28	615450	2	06C1T-06FJX-06FJX45-112	91	615589	2	1" 4-Bolt Flange x 1 5/16 O-Ring
29	611141	4	12TMM-12FJX-12M-53	92	618176	1	1 1/2 NPT x 90° x 7/8 MJIC
30	506410	4	1 NPT x 90° Elbow	93	611124	5	1 1/2 NPT Close Nipple
31	506410	4	1 1/4 NPT x 90° Street Elbow	94	503600	1	1/2 NPT Close Nipple
32	615426	2	08TMM-08FJX90-10FJX-114	95	504210	1	3/4 NPT x 1/2 NPT Reducer Bushing
33	505210	2	1 NPT x 3 Pipe Nipple	96	504501	1	3/4 NPT x 90° Elbow
34	601266	2	1" 2-Braid Red Hose x 31	97	614240	1	3/4 NPT Relief Valve
35	601194	1	1 1/4 2-Braid Red Hose x 93	98	714350	1	3/4 NPT x 1/2 Hose Barb
36	615427	2	08TMM-08FJX-10FJX-107	99	506005	2	1 1/4 NPT x 1 NPT Reducer Bushing
37	610193	3	9/16 MJIC Bulk Head Tee	100	505201	1	1 NPT Close Nipple
38	611122	6	1/4 NPT x 90° x 9/16 MJIC	101	610029	2	Sundstrand Series 15 Wheel Motor
39	611127	3	1 1/16 MOR x 1 1/16 MJIC	102	611125	2	3/4 MOR x 3/4 MJIC
40	611145	5	1/2 NPT x 90° x 3/4 MJIC	103	610028	1	16 GPM Flow Control
41	610300	2	3/8 NPT x 3/4 MJIC	104	618279	1	7/8 MOR x 90° x 1 1/16 MJIC
42	618011	3	3/8 NPT x 9/16 MJIC	105	505101	1	1 NPT Pipe Tee
43	614101	4	04C1T-06FJX-06FJX-133	106	715660	1	1 1/4 NPT x 1 1/4 Hose Barb
44	615464	1	08C1T-08FJX-08FJX-105	107	505213	1	1 NPT x 3/4 NPT Reducer Bushing
45	618550	1	1 1/4 4-Bolt Flange x 1 1/4 NPTF	108	618327	1	7/8 MOR x 3/4 MJIC
46	615385	1	08C1T-08FJX-08FJX-29	109	618330	2	1 NPT x 1 5/16 MOR
47	614365	2	Restrictor Elbow Assembly	110	506701	1	1 1/4 NPT x 90° Side Outlet Elbow
48	611260	2	04C1T-06FJX-06FJX-44	111	714331	2	1 NPT x 3/4 Hose Barb
49	614338	2	08C1T-08FJX-08FJX-52	112	503700	2	1 1/2 NPT Pipe Plug
50	614555	3	10C2AT-10FJX-10FJX-42	113	618449	2	1 1/16 MJIC Bulk Head Tee
51	614556	1	16C2AT-16FJX-16FJX90-114	114	618518	4	1 1/16 FJIC x 7/8 MJIC
52	614549	1	06C1T-06FJX-06FJX-140	115	618156	2	3/4 NPT x 90° x 7/8 MJIC
53	615568	1	RH Sundstrand Pump Hydraulic Tube Assy.	116	610305	4	3/4 NPT x 90° x 3/4 MJIC
54	615569	1	LH Sundstrand Pump Hydraulic Tube Assy.	117	611159	3	3/4-16 O-Ring Plug
55	614425	1	08C1T-08FJX-08FJX-132	118	614563	4	08C1T-10FJX-10FJX-150
56	601198	1	3/4 2-Braid Red Hose x 110	119	610185	2	9/16 MOR Plug
57	615442	2	04C1T-06FJX-06FJX-55	120	618425	2	9/16 MOR x 45° x 9/16 MJIC
58	615449	2	06C1T-06FJX-06FJX-126	121	601265	1	3/4 2-Braid Red Hose x 140
59	618115	2	3/4 MOR x 90° x 9/16 MJIC	122	714340	1	1/2 NPT x 1/2 Hose Barb
60	611204	2	04C1T-06FJX-06FJX-78	*23	712440	1	1/2 NPT x 3/4 Hose Barb
61	616026	1	04C1T-06FJX-06FJX-37	124	601223	1	1/2 1-Braid Black Hose x 37 1/2
62	614382	2	08C1T-08FJX-08FJX-40	125	503820	1	1/2 NPT Pipe Tee
63	615465	1	08C1T-08FJX-08FJX-33	126	615401	1	06C1T-06FJX-06FJX-22
				127	618486	1	9/16 FJIC Run Tee

128 505205 1 1 x 4 PIPE NIPPLE

ABBREVIATIONS

ADPTR - Adaptor
DET - Detail
FNPT - Female National Pipe Thread
FOR - Female O-Ring
MJIC - Male J. I. C.
MOR - Male O-Ring
P/N - Part Number
QTY - Quantity
REF - Reference
REQ - Required
ST - Street
SWIV - Swivel
UNC - Unified National Course (Thread)
UNF - Unified National Fine (Thread)
W/ - With
WLD - Weldment

INDEX

A

Adaptor, Clutch.....41
 Cutter.....45
 Fan.....4
 Sheave.....4
 Steering Cylinder.....12
 Air Cleaner.....11
 Band.....11
 Clamp.....5
 Hose.....11
 Air Intake.....9
 Plate.....9
 Tube.....4,5,12
 Air Pot.....44
 Bracket.....44
 Air Stack Cap.....11
 Alternator.....4
 Adjustment Arm.....4
 Mount.....4
 Sheave.....4
 Spacer.....4
 Angle, Tie Rod.....19
 Arm, Extension.....5
 Sensor.....45
 Steering.....12,14

B

Band, Air Cleaner.....11
 Battery.....26
 Box.....26
 Cable.....4,26
 Hold Down.....26
 Bearing, Liner.....12,14
 Mount.....35
 Belt.....4,30,31
 Belting, Tan.....11
 Blade, Cutter.....41
 Box, Switch.....44
 Bracket, Air Pot.....44
 Light.....38
 Pivot.....45
 Spring Tightener.....30,31
 Support.....34,40
 Throttle Cable.....5

Brake,

Cable.....23
 Disc.....13,15
 Lever.....23
 Mount Hub.....13,15
 Pad.....13,15
 Retainer Clip.....13,15
 Sensor Mount.....13,15
 Bushing, 7/8" Bore.....30
 2" Bore.....4

C

Cable, Battery.....5,26
 Brake.....23
 Hydrostatic.....23
 Throttle.....23
 Canopy Deflector.....23
 Cam.....44
 Cap, Air Stack.....8
 Gas.....20
 Radiator.....8
 Pressure.....21
 Steering Wheel.....25
 Carriage Pivot Pin.....16
 Cessna Pump.....7,31
 Three-Spool Valve.....28
 Chain.....35
 Channel, Siderail.....16
 Charge Pump.....7
 Gasket.....7
 Circuit Board Diode.....29
 Choke Control.....22
 Clamp, Air Cleaner.....5
 Sensor.....45,46
 Tie.....34,40
 Clip, Brake Retainer.....13,15
 Clutch Adaptor.....41
 Console.....22
 Control, Head, Hydrostatic.....23
 Rod, Governor.....5
 Cover, Hose.....27
 Switch Plate.....28

Crank Adaptor Key.....	4
Cross Tube.....	45
Cutter,	
Adaptor.....	45
Blade.....	41
Shield.....	41
Cylinder,	
Lift.....	36,37,42,43
Steering.....	18

D

Deflector.....	34
Canopy.....	23
Tassel.....	35
Diode Circuit Board.....	29
Dipstick.....	21
Disc, Brake.....	13,15
Drain Cock.....	8

E

Engine.....	4,5
Hood.....	27
Pad.....	23
Exhaust,	
Manifold Heat Shield.....	4
Pipe.....	10
Pipe Flange.....	10
Extension,	
Tool Bar.....	46
Tube.....	46

F

Fan,	
Adaptor.....	4
Spacer.....	4
Filler Ring.....	5
Filter,	
Gresen.....	21,32
Michigan.....	21
Flange, Exhaust Pipe.....	10
Flasher.....	22
Holder.....	22
Flow Control.....	6
Flow Divider.....	24
Four-Section.....	33
Three-Section.....	32
Friction Disc.....	23
Front Leg.....	12,14
Fuel,	
Gauge.....	22
Sender.....	20
Tank.....	20
Tank Mount.....	20

Fuse.....	22,29
Holder.....	22,29

G

Gas Cap.....	20
Gasket,	
Charge Pump.....	7
Mounting Plate.....	21
Gauge, Fuel.....	22
Gear.....	35
Governor.....	5
Control Rod.....	5
Mount.....	5
Spacer.....	5
Gresen One-Spool Valve.....	38
Ground Strap.....	5,23,26

H

Hanger.....	35
Bearing.....	45-46
Handle.....	28
Headlight.....	38
Heat Shield.....	10
Hinge Pin.....	30,31
Hold Down, Battery.....	26
Hoist	
Bracket.....	34,40
Column.....	34,40
Hinge.....	34,40
Hood,	
Engine.....	27
Prop.....	27
Hook,	
Bolt.....	30,31,35
Rubber.....	9,27
Hose,	
Air Cleaner.....	11
Cover.....	27
Radiator.....	4
Hub Mount, Brake.....	13,15
Hydraulic,	
Manifold Mount.....	6
Motor.....	35,39,41
Tube.....	6
Hydrostatic,	
Cable.....	23
Cable Mount.....	5
Control Head.....	23
Control Mount.....	23

I

Ignition Switch.....	22
----------------------	----

Indicator, 22, 29
Light..... 22
Sun Shield..... 22

K

Keeper, 20
Fuel Tank..... 34, 40
Hoist Bracket..... 12, 13, 14, 15
Keeper Plate..... 4
Key, 4
Crank Adaptor..... 4
Sheave..... 25, 28
Knob..... 16

L

Ladder..... 16
Mounting Plate..... 12, 14
Leg, 13, 15
Front..... 12, 14
Rear..... 12
Shield..... 7
Lever, 23
Extension, Pump..... 36, 37, 42, 43
Throttle..... 34, 40
Lift Cylinder..... 38
Lift Arm..... 22
Light, 28
Bracket..... 27
Switch..... 10
Link, Valve Handle..... 32, 33
Lower Back Panel..... 6
Motor, 39
Housing..... 35, 39, 41
Hydraulic..... 4
Mount..... 35
Mount Tube..... 25
Steering..... 12, 13, 14, 15
Sundstrand Wheel..... 4
Mount, 13
Alternator..... 29
Bearing..... 38
Brake Sensor..... 20
Circuit Board..... 5
Extension, Valve..... 16
Fuel Tank..... 13
Governor..... 27

M

Mainframe, 10
Tie Plate..... 10
Tie Angle..... 32, 33
Manifold..... 6
Large..... 23, 44
Micro Switch..... 39
Motor, 35, 39, 41
Housing..... 4
Hydraulic..... 35
Mount..... 25
Mount Tube..... 12, 13, 14, 15
Steering..... 4
Sundstrand Wheel..... 35
Mount, 13
Alternator..... 29
Bearing..... 38
Brake Sensor..... 20
Circuit Board..... 16
Extension, Valve..... 13
Fuel Tank..... 5
Governor..... 27

Hydrostatic Cable..... 5
Hydrostatic Control..... 5
Hydraulic Manifold..... 6
Motor..... 4
Outrigger..... 34, 49
Pump..... 30, 31
Radiator..... 8
Seat..... 23
Starter Solenoid..... 5
Throttle Cable..... 23
Valve..... 28
Mounting, 27
Bracket, Spade..... 16
Plate, Ladder..... 27
Socket..... 27
Muffler..... 10
Mullion..... 27

O

Oil, 8
Cooler..... 5
Sender..... 21
Tank..... 21
Tank Strap..... 23
Operator Station..... 23
Step..... 5
Output Shaft..... 34, 40
Outrigger..... 34, 40
Mount..... 13

P

Pad, Brake..... 23
Panel, Station..... 30, 31
Pin, Hinge..... 16, 34, 40
Pivot Pin..... 45, 46
Pivot Bracket..... 8
Plate, 27
Air Intake..... 12, 14
Extension, Side..... 15
Lower Keeper..... 21
Keeper..... 12, 13, 14, 15
Receiver..... 34
Post Spacer..... 21
Pressure Cap..... 7
Pump, 7
Cessna..... 7
Charge..... 7
Lever Extension..... 30, 31
Mount..... 7, 30
Sundstrand..... 8

R

Radiator..... 8
Cap..... 8

Drain Cock.....	8
Hose.....	4
Mount.....	8
Shroud.....	8
Rain Shield.....	11
Rear Leg.....	13,15
Receiver Plate.....	21
Relief Filter Bracket.....	32,33
Relief Valve.....	6,32,33
Retainer Brake Clip.....	13,15
Rim.....	17
Roller Gear Sheild.....	35
Rubber,	
Hook.....	9,27
Roller.....	35

S

Screen.....	27
Clip.....	27
Slide.....	27
Seal Kit.....	6
Seat.....	23
Mount.....	23
Sender,	
Fuel.....	20
Oil.....	5
Temperature.....	4
Sensor,	
Arm.....	45
Clamp.....	45,46
Flag.....	45
Mount, Brake.....	13
Shield.....	46
Shaft, Output.....	5
Sheave.....	4,5,30,31
Adaptor.....	4
Alternator.....	4
Five Groove.....	4
Key.....	4
Shield,	
Cutter.....	41
Exhaust Manifold.....	4
Heat.....	10
Leg.....	12
Rain.....	11
Roller Gear.....	35
Wheel Motor.....	13
Shroud, Radiator.....	8
Siderail,	
Tube.....	16
Channel.....	16
Slow Moving Vehicle Sign.....	27
Socket, Mounting.....	27

Spacer,	
Alternator.....	4
Fan.....	4
Governor.....	5
Post.....	34
Steering.....	25
Spade Mounting Bracket.....	27
Spring.....	23,30,31,35
Stalk Guide.....	35,39
Starter Solenoid.....	5
Mount.....	5
Station,	
Operator.....	23
Panel.....	23
Steering,	
Arm.....	12,14
Column.....	25
Cylinder.....	18
Cylinder Adaptor.....	12
Motor.....	25
Wheel.....	25
Wheel Cap.....	25
Step, Operator Station.....	23
Strap,	
Fuel Tank.....	20
Ground.....	5,23,26
Oil Tank.....	21
Sundstrand,	
Filler Ring.....	5
Pump.....	7,30
Wheel Motor.....	12,13,14,15
Sun Shield, Indicator Light.....	22
Support Bracket.....	34,40
Switch.....	29
Box.....	44
Cover Plate.....	28,29
Ignition.....	22
Light.....	22
Micro.....	23,44
Tobble.....	22

T

Tail Light.....	27
Tank,	
Fuel.....	20
Oil.....	21
Temperature Sender.....	4
Throttle Cable.....	23
Bracket.....	5
Mount.....	23
Throttle Lever.....	23
Tie,	
Angle, Mainframe.....	10

Bar.....	34, 40
Clamp.....	34, 40
Plate, Mainframe.....	10
Tie Rod Angle.....	19
Tie Rod Assembly.....	19
Tire.....	17, 39
Pulley.....	39
Toggle Switch.....	22
Tool Bar,	
Center.....	34, 40
Extension.....	46
Trim, Jiffy.....	27
Tube,	
Air Intake.....	4, 5
Extension.....	45
Hydraulic.....	6
Siderail.....	16

V

Valve,	
Cessna Three-Spool.....	28
Gresen One-Spool.....	38
Handle Link.....	28
Mount.....	28
Mount Extension.....	38
Relief.....	6, 23, 33

W

Wheel.....	17
Motor, Sundstrand.....	12, 13
Shield.....	13
Steering.....	25

Memoranda
