

PARTS MANUAL
FOR
HAGIE MODEL 8200 DETASSELERS

HAGIE MANUFACTURING COMPANY

BOX 273 CLARION, IOWA 50525

(515) 532-2861

COVERS MACHINE SERIAL NUMBERS:

091358001 THRU 091358100

098158001 THRU 098158100

8-85 493101


DETASSELER IDENTIFICATION

Each Hagie detasseler is identified by means of a frame serial number. This serial number denotes the model, year in which it was built, and the number of the detasseler. As for further identification, the engine has a serial number, the hydrostatic pump has a serial number, the wheel motors have identification tags, and the planetary hubs have identification plates that describe the type of mount and gear ratio. To insure prompt, efficient service when ordering parts or requesting service repairs from Hagie Manufacturing Company, record the serial and identification numbers in the space provided below.

Note: Reference to left hand and right hand used throughout this manual refers to the position when seated in the operator's seat facing forward.



DETASSELER SERIAL NUMBER



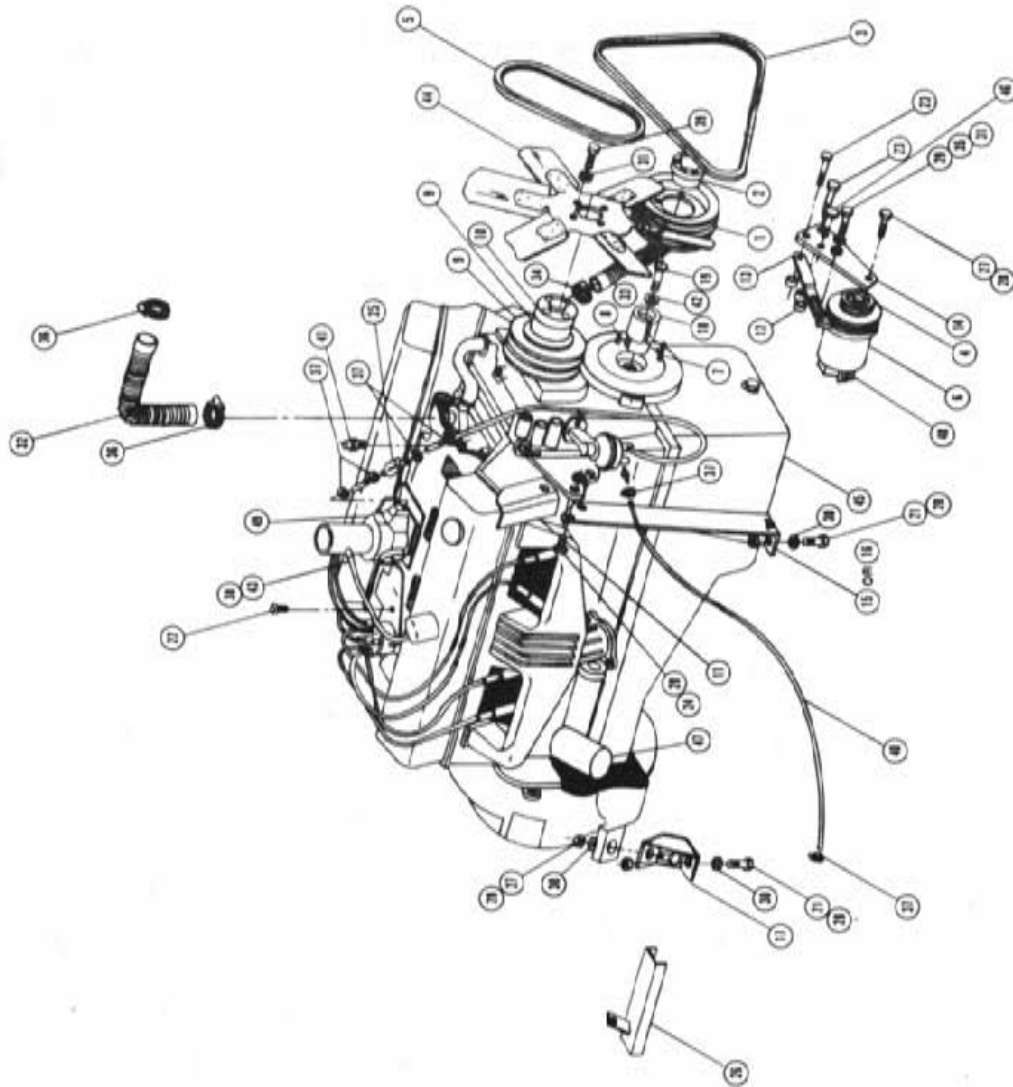
ENGINE SERIAL NUMBER

TABLE OF CONTENTS

Engine Assembly.....	4-9
Radiator And Oil Cooler.....	10-11
Leg Assemblies.....	12-15
Tire Assembly.....	16-17
Fuel And Oil Tanks.....	18-19
Exhaust Pipe And Air Cleaner.....	20-21
Steering Cylinder.....	22
Tie Rod Assembly.....	23
Operator Station.....	24-28
Flow Divider And Solenoid Valve.....	29
Miscellaneous Frame Components.....	30-31
Sheet Metal.....	32
Four One-Spool Valve Assembly.....	33
Three-Spool Valve Assembly.....	34
Tasselrol Cover Assembly.....	35
Sundstrand And Cessna Pumps.....	36-38
Flow Divider.....	39-41
Outrigger And Lift Assembly.....	42-45
Roller And Tire Puller Assembly.....	46-47
Cutter Assembly.....	48-49
Tasselrol Components.....	50-51
Electrohydraulic Valve.....	52-53
Planetary Gear Assembly.....	54-56
Decals.....	57-60
Electrical Schematic.....	61-63
Hydraulic Schematic.....	64-99
Abbreviations.....	100
Index.....	101

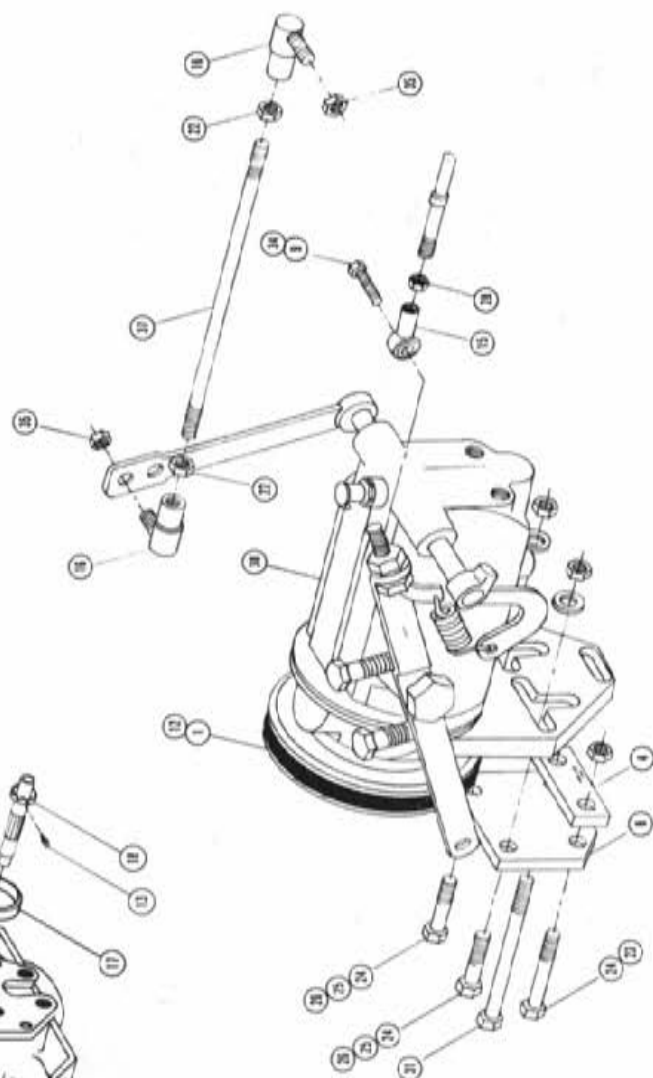
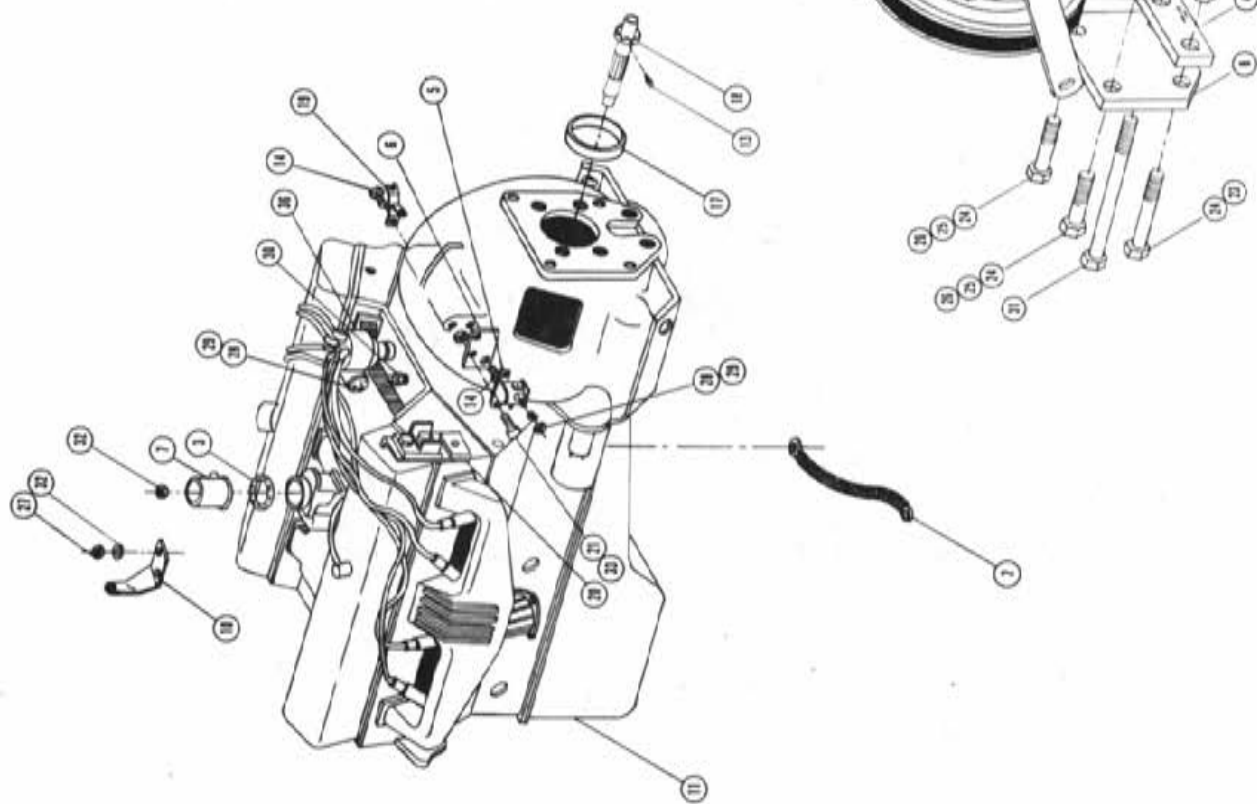
CHRYSLER ENGINE ASSEMBLY

Qty	P/N	Description
1	140068	5 Groove Sheave
2	140020	2" Bore Bushing
3	140021	N7520 Gates Belt
4	141022	Alternator Sheave
5	149109	3V500 Belt
6	310095	55 AMP Alternator
7	311030	Sheave Key
8	311031	Crank Adapter Key
9	311038	Fan Soccer
10	319614	Fan Adapter
11	314305	Exhaust Manifold Heat Shield
12	311041	Alternator Soccer
13	314309	Alternator Adjusting Arm
14	314310	Alternator Mount
15	341348	Left Front Motor Mount Weldment
16	341351	Right Front Motor Mount Weldment
17	341353	Rear Motor Mount Weldment
18	314424	Engine Sheave Adaptor
19	470153	3/4 UNF x 4 1/2 Hex Bolt
20	914006	7/16 UNC Stover Nut
21	900265	1/2 UNC x 1 1/2 Hex Bolt
22	502800	3/8 Pipe Plug
23	900143	3/8 UNC x 5 1/2 Hex Bolt
24	900198	7/16 UNC x 1 3/4 Hex Bolt
25	314388	Fuel Filter
26	314428	Cable Heat Shield Weldment
27	900283	1/2 UNC x 2 1/4 Hex Bolt
28	914008	1/2 UNC Lock Nut
29	920001	5/16 Flat Washer
30	920004	1/2 Flat Washer
31	920501	5/16 Lock Washer
32	314327	Upper Radiator Hose
33	314417	Lower Radiator Hose
34	520067	#28 Hose Clamp
35	900064	5/16 UNC x 3/4 Hex Bolt
36	520085	#24 Hose Clamp
37	520120	#6 Hose Clamp
38	520070	#8 Hose Clamp
39	900086	5/16 UNC x 2 1/4 Hex Bolt
40	601263	5/16 UNC x 144" Hose
41	314437	Temperature Sender
42	920006	3/4 SAE Flat Washer
43	601151	5/8 x 12" Heater Hose
44	314435	19 Inch PLR Fan W/2.25 Pitch
45	314728	Chrysler 318 Engine
46	900152	3/8 UNC x 1 3/4 Hex Bolt
47	319260	011 Filter
48	310102	Voltage Regulator
49	314453	Holley Carburetor



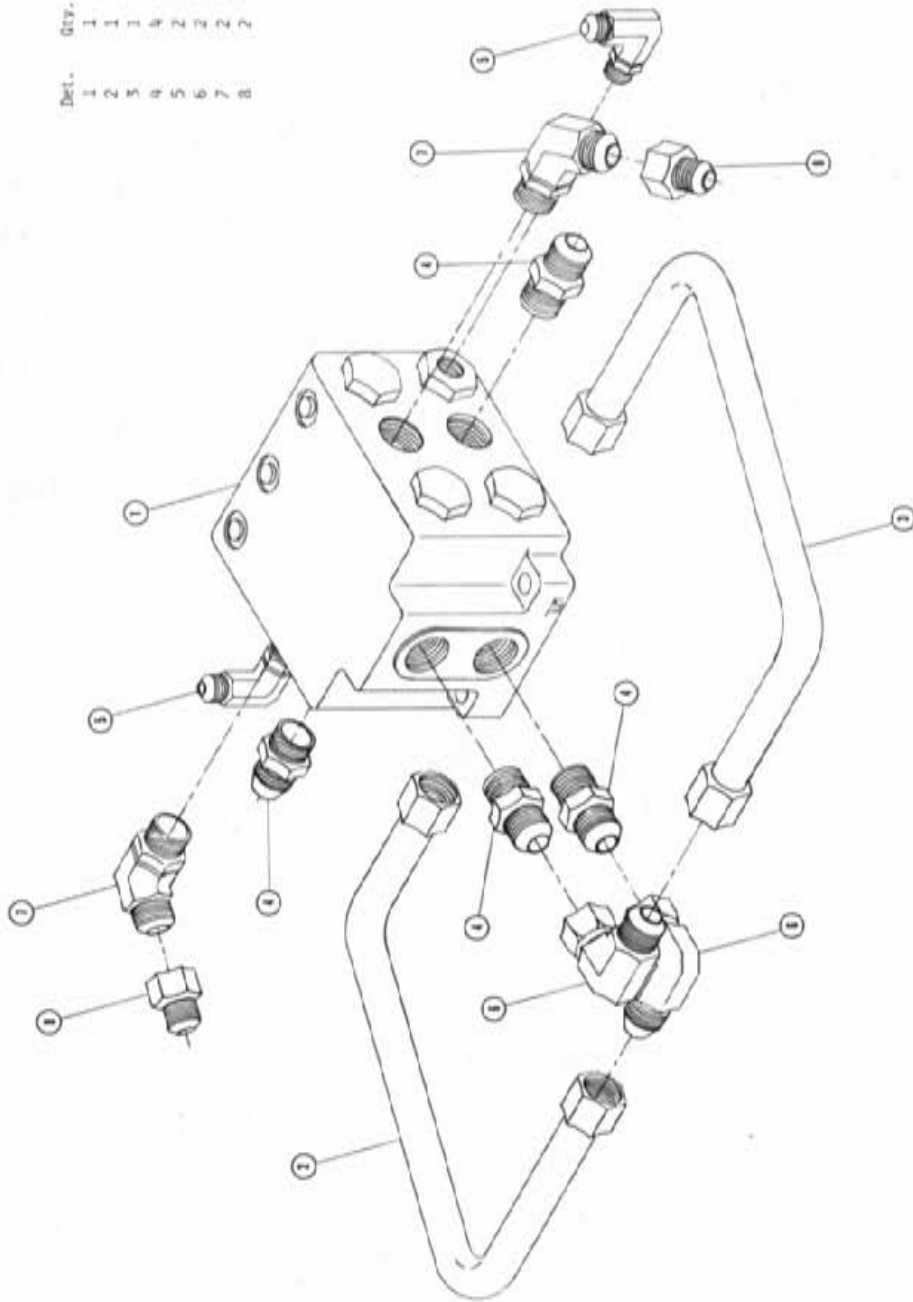
CHRYSLER ENGINE ASSEMBLY

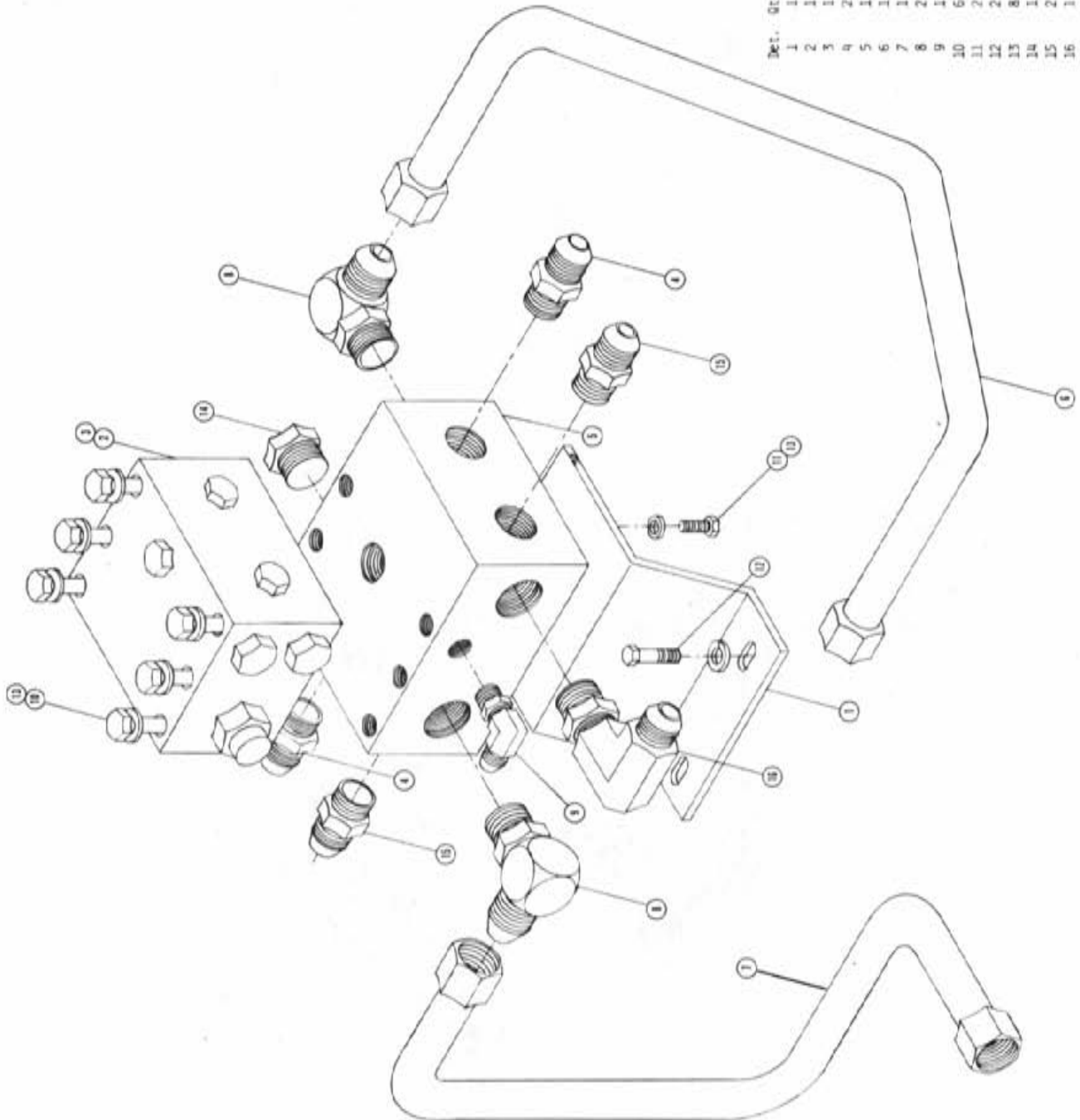
P/N	Description	Det.	Qty.
167070	6" O.D. Sheave	1	1
200709	8" O.D. Sheave	1	1
270139	Gasket	1	1
311560	Governor Spacer	1	1
310491	Starter Solenoid	1	1
511001	Mount	1	1
514572	Air Intake Tube Weldment	1	1
511044	Governor Mount Weldment	1	1
472215	#10-32 x 1 Round Head Machine Screw	1	1
314728	Throttle Cable Bracket	1	1
470728	Chrysler 328 Engine	1	1
513102	1/16" x 1/4" Allen Head Set Screw	1	1
471528	1/16" x 1/4" Hex Bolt	1	1
471501	1/16" x 1/4" Bolt	1	1
471518	Female Ball Joint	1	1
314573	Sundstrand Filler Ring	1	1
800455	Output Shaft Weldment	1	1
616665	Hydrostatic Control Cable Mount Weldment	1	1
314362	Electronic Ignition Modulator	1	1
514000	1/4" UNC Stover Nut	1	1
510001	1/4" UNC x 2 3/4" Hex Bolt	1	1
510015	3/8" UNC Stover Nut	1	1
514004	3/8" UNC x 1 1/2" Hex Bolt	1	1
500131	Flat Washer	1	1
610007	1/16" Lock Washer	1	1
610009	#10 Hex Bolt	1	1
610010	#10 Lock Washer	1	1
610510	0.11 Spacer	1	1
314261	5/16" UNC x 5 1/2" Hex Bolt	1	1
500135	5/16" UNC Stover Nut	1	1
514002	1/4" UNC x 1 1/2" Hex Bolt	1	1
900000	#10-32 Lock Nut	1	1
514027	1/4" UNF Stover Nut	1	1
514001	Distributor Cap	1	1
514590	Governor Control Rod	1	1
314211	Governor Reworked	1	1
314337		1	1



TRACTION VALVE ASSEMBLY

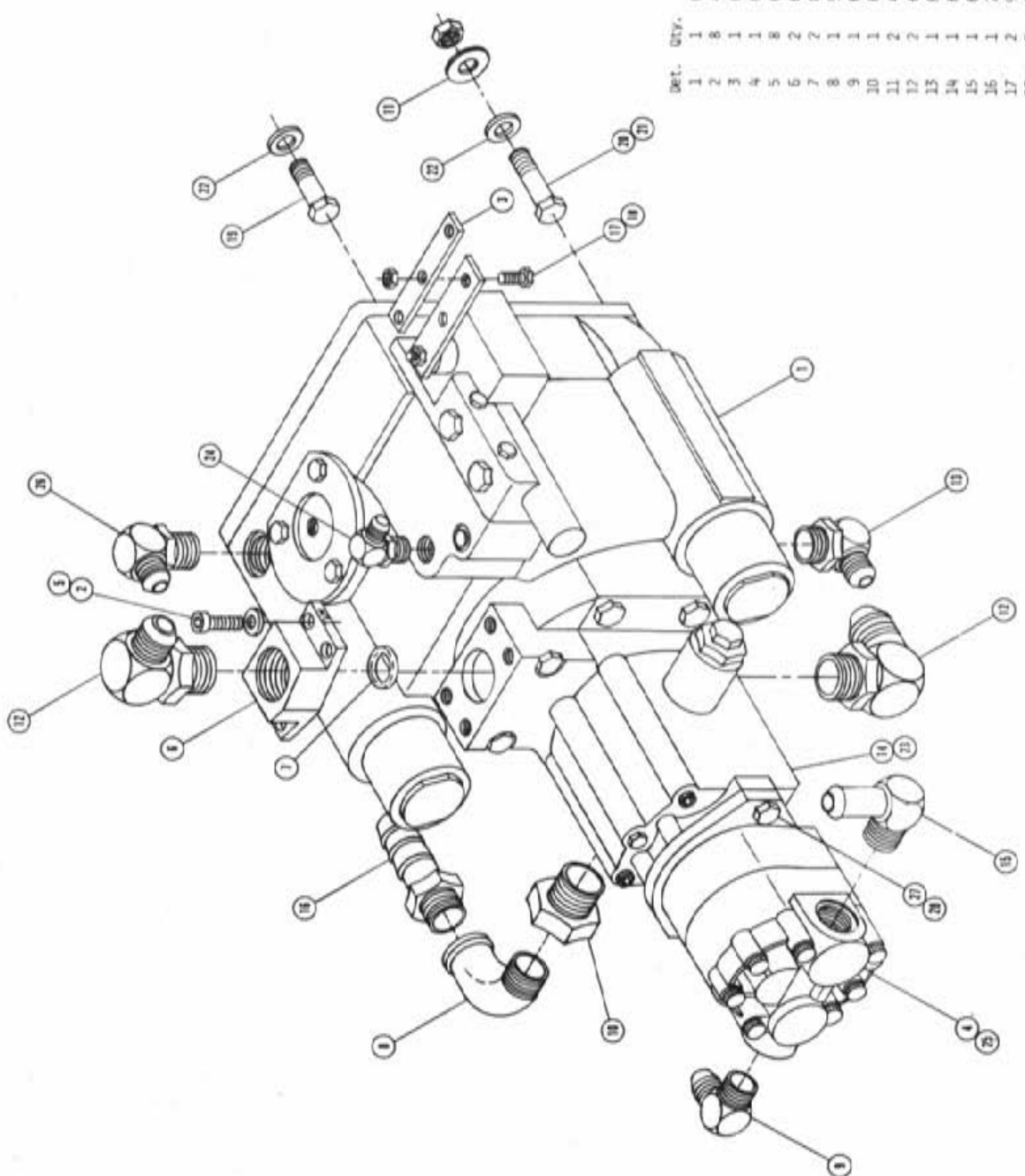
Qty.	P/N	Description
1	606853	Traction Valve
1	606854	Right Traction Valve Tube Assembly
1	606855	Left Traction Valve Tube Assembly
4	611127	1 1/16 NBR x 1 1/16 MJIC
2	618114	7/16 NBR-90°-9/16 MJIC
2	618191	1 1/16 MJIC-90°-1 1/16 FJIC
2	618313	1 1/16 NBR-45°-1 1/16 MJIC
2	618518	1 1/16 FJIC - 7/8 MJIC





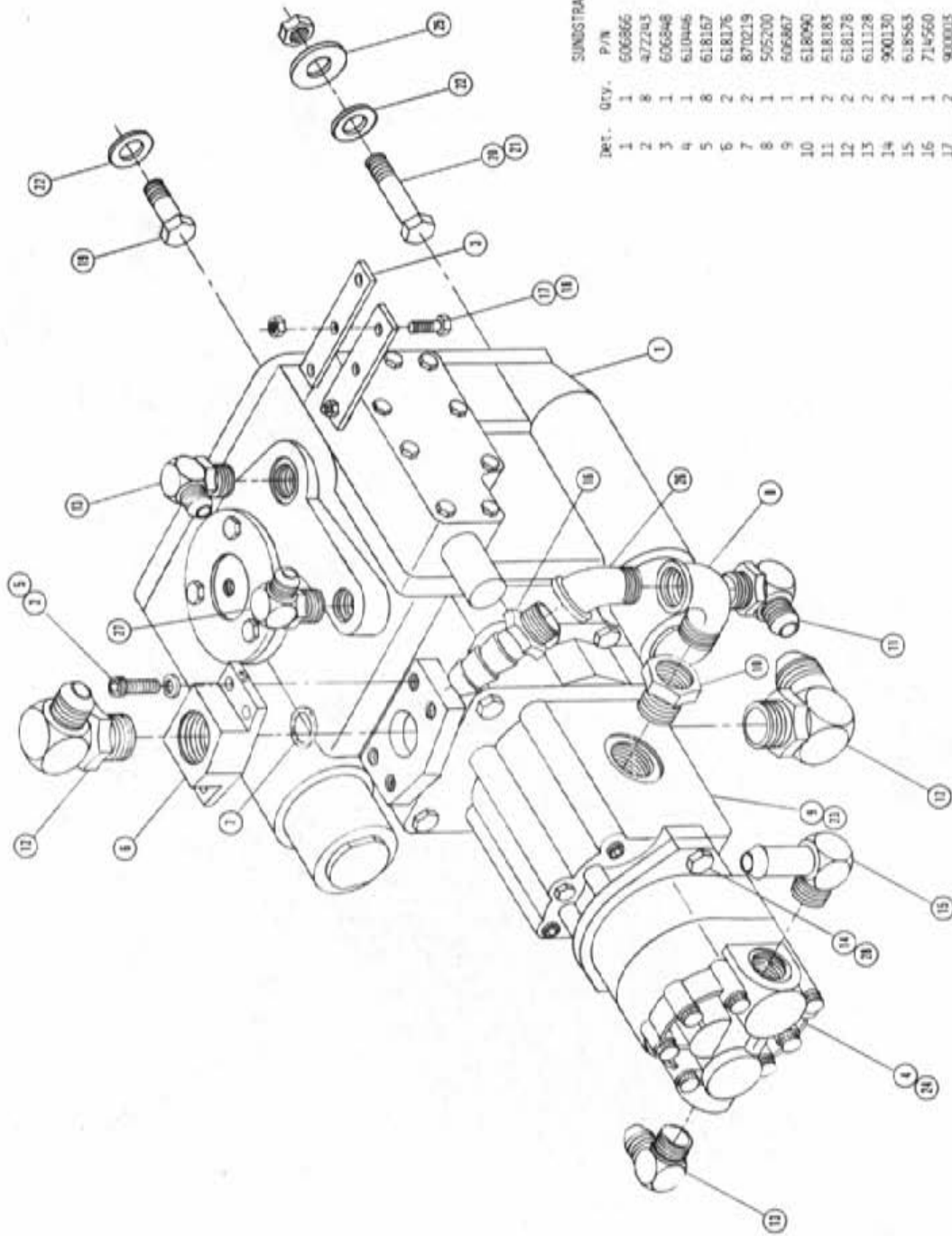
HYDRAULIC MANIFOLD ASSEMBLY

Det.	Qty	P/N	Description
1	1	606849	Hydraulic Manifold Mount
2	1	611009	Seal Kit
3	1	611013	Hydraulic Relief Valve Assembly
4	2	611127	1 1/16 NPT x 1 1/16 MJIC
5	1	615003	Large Manifold
6	1	615588	Right Hydraulic Tube
7	1	615969	Left Hydraulic Tube
8	2	618178	1 5/16 NPT x 90° x 1 5/16 MJIC
9	1	618241	3/4 NPT x 90° x 3/4 MJIC
10	6	900075	5/16 UNC x 3 3/4 Hex Bolt
11	2	900065	5/16 UNC x 1 Hex Bolt
12	2	900196	7/16 UNC x 1 1/4 Hex Bolt
13	8	920501	5/16 Lock Washer
14	1	610186	1 1/16 O-RING Plug
15	2	618309	1 1/16 NPT x 7/8 MJIC
16	1	618248	1 1/16 NPT x 90° x 1 1/16 MJIC
17	2	920003	7/16 SAE Flat Washer



EATON PUMP ASSEMBLY

DET.	QTY.	P/N	Description
1	1	606868	Eaton 54 Variable Pump
2	8	472245	3/8 x 1 3/4 Allen Cap Screw
3	1	606848	Pump Control Lever Extension
4	1	610446	1.48 Cassara Pump
5	8	618167	Lock Washer
6	2	618176	1" NPT 4-Bolt Flange x 1 5/16 M/R
7	2	870219	O-Ring
8	1	505200	1 NPT x 90° Street Elbow
9	1	611126	7/8 M/R x 90° x 7/8 M/JIC
10	1	618090	1 5/16 M/R x 1 FNPT
11	2	483041	1/2 Resistor Flat Washer
12	2	618178	1 5/16 M/R x 90° x 1 5/16 M/JIC
13	1	618474	1 1/16 M/R x 90° x 3/4 M/JIC
14	1	610387	Charge Pump Gasket
15	1	618563	1 1/16 M/R x 90° x 1 Hose Barb
16	1	714560	1 NPT x 1 Hose Barb
17	2	900003	1/4 UNC x 1 Hex Bolt
18	2	914000	1/4 UNC Stover Nut
19	2	900266	1/2 UNC x 1 3/4 Hex Bolt
20	2	900067	1/2 UNC x 2 Hex Bolt
21	2	914008	1/2 UNC Stover Nut
22	4	920004	1/2 Flat Washer
23	1	610386	Charge Pump
24	1	618114	7/16 M/R x 90° x 9/16 M/JIC
25	1	606869	Gasket
26	1	618535	1 1/16 M/R x 90° x 7/8 M/JIC
27	2	900130	3/8 UNC x 1 1/4 Hex Bolt
28	2	920002	3/8 SAE Flat Washer

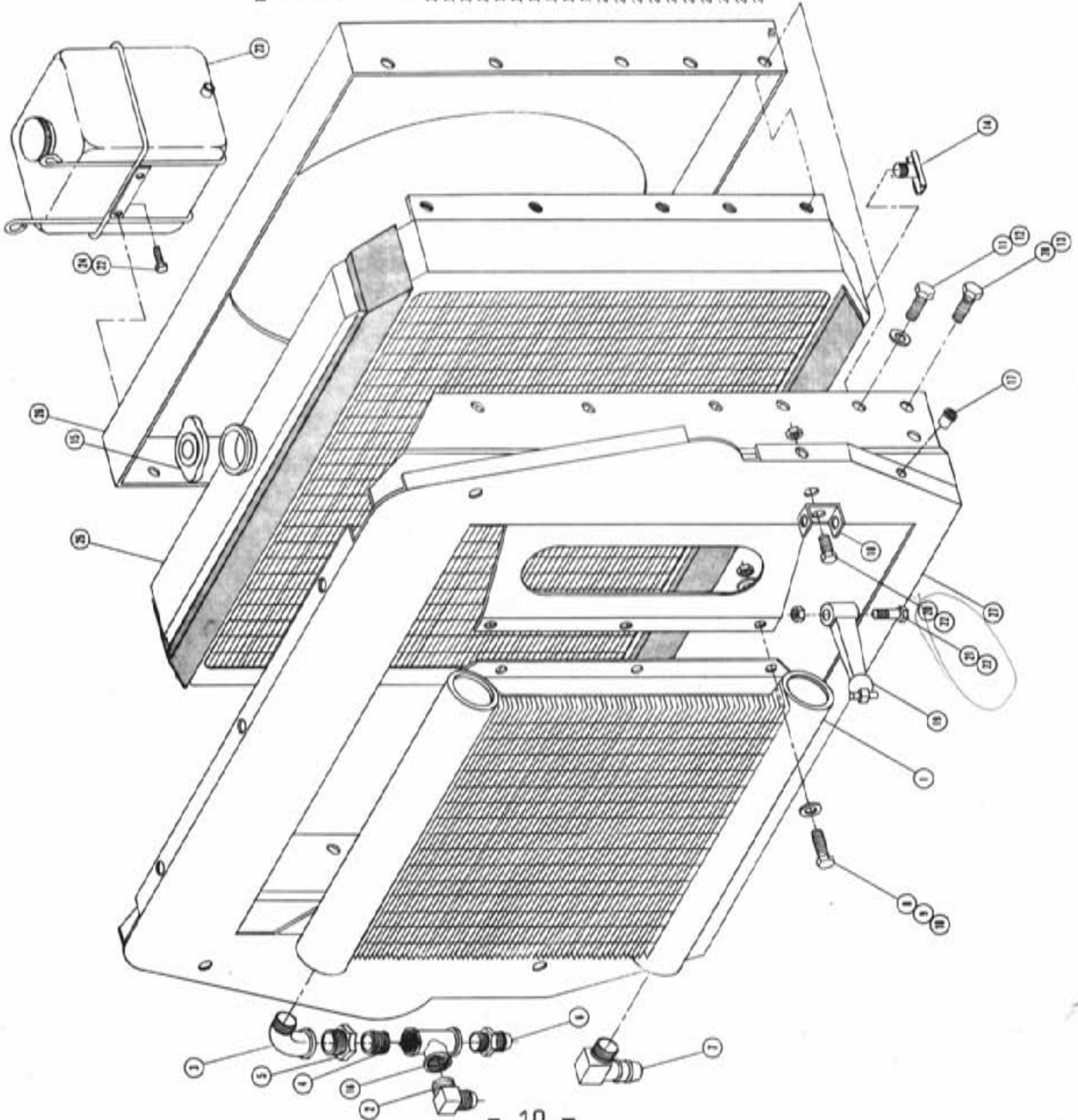


SUNSTRAND PUMP ASSEMBLY

Det.	Qty.	P/N	Description
1	1	606866	Sundstrand 23 Series Pump
2	8	472243	3/8 UNC x 1 3/4 Allen Cap Screw
3	1	606848	Pump Control Lever Extension
4	1	610446	1.48 Cassino Pump
5	8	618167	Lock Washer
6	2	618176	1" 4-Bolt Flange x 1 5/16 MDR
7	2	870219	O-Ring
8	1	505200	1 NPT x 90° Street Elbow
9	1	606867	1.06 Charge Pump
10	1	618090	1 5/16 MDR x 1 FNPT
11	2	618183	7/8 MDR x 90° x 3/4 MJIC
12	2	618178	1 5/16 MDR x 90° x 1 5/16 MJIC
13	2	611128	7/8 MDR x 90° x 7/8 MJIC
14	2	900130	3/8 UNC x 1 1/4 Hex Bolt
15	1	618563	1 1/16 MDR x 90° x 1 Hose Barb
16	1	714550	1 NPT x 1 Hose Barb
17	2	900003	1/4 UNC x 1 Hex Bolt
18	2	914000	1/4 UNC Stover Nut
19	2	900266	1/2 UNC x 1 3/4 Hex Bolt
20	2	900267	1/2 UNC x 2 Hex Bolt
21	1	914008	1/2 UNC Lock Nut
22	4	920004	1/2 Flat Washer
23	1	610387	Charge Pump Gasket
24	1	618261	O-Ring
25	2	463041	1/2 Regular Flat Washer
26	1	505110	1 NPT x 45° Street Elbow
27	1	618114	7/16 MDR x 90° x 9/16 MJIC
28	2	920002	3/8 SAE Flat Washer

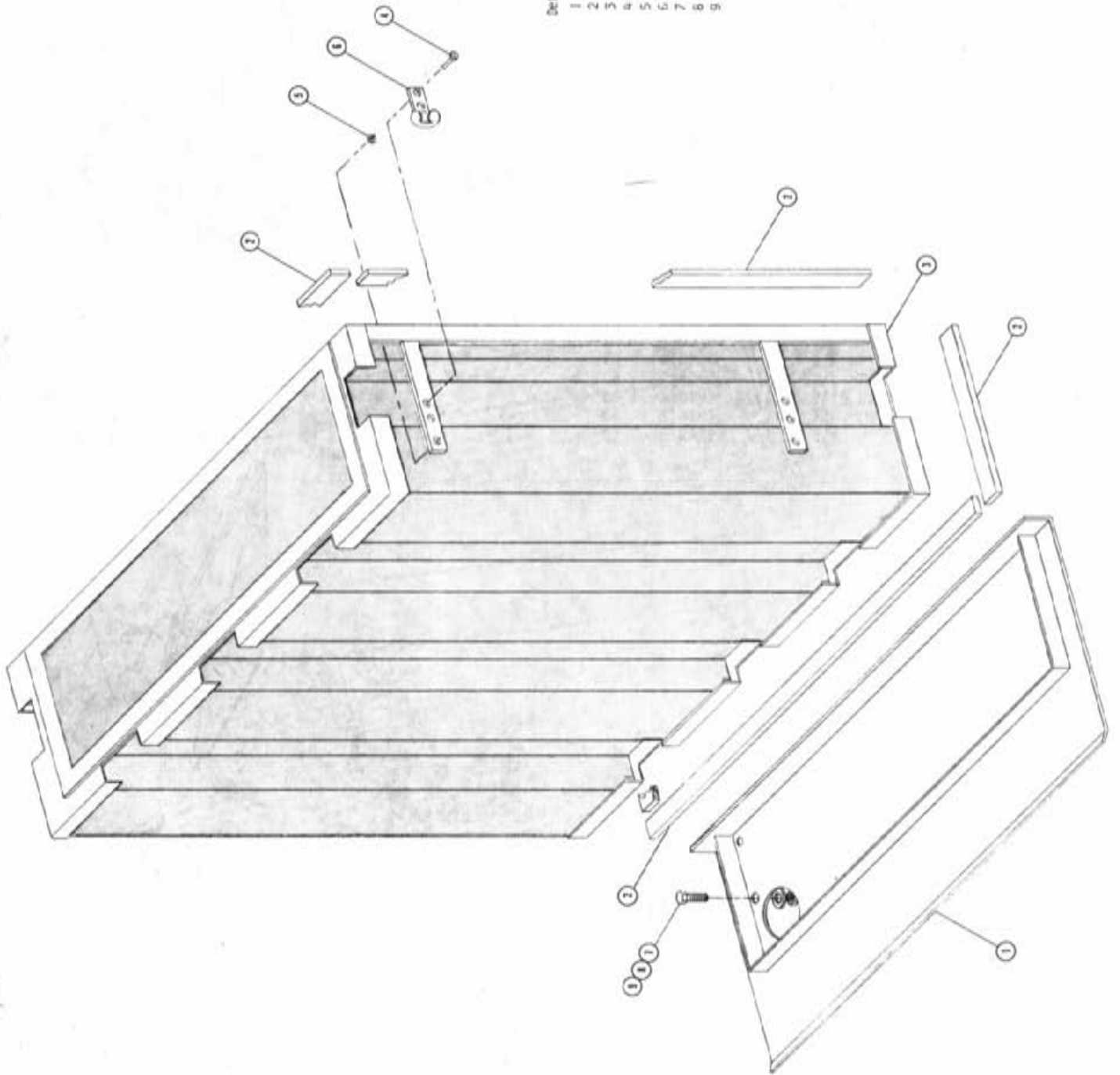
RADIATOR AND OIL COOLER ASSEMBLY

Qty.	P/N	Description
1	618088	Oil Cooler
1	610305	3/4 NPT x 90° x 3/4 M.I.C
3	505200	1 NPT x 90° Street Elbow
4	508702	3/4 NPT Close Nipple
5	505213	1 NPT To 3/4 NPT Reducer Bushing
6	618059	3/4 NPT x 7/8 M.I.C
7	716000	1 NPT x 90° x 3/4 Hose Barb
8	500064	5/16 UNC x 3/4 Hex Bolt
9	918002	5/16 W.C. LOCK NUT
10	920001	5/16 Flat Washer
11	900128	3/8 UNC x 3/4 Hex Bolt
12	920002	3/8 SAE Flat Washer
13	918004	3/8 UNC Lock Nut
14	319559	Brain Cock
15	319257	Radiator Cap
16	504955	3/4 NPT Pipe Tee
17	470086	1/4 UNC Nutsert
18	656999	Rubber Hook Anchor Bracket
19	656998	Rubber Hook
20	900002	1/4 UNC x 3/4 Hex Bolt
21	900005	1/4 UNC x 1.1/2 Hex Bolt
22	918000	1/4 UNC Lock Nut
23	314767	Radiator Recovery Tank
24	900005	1/4 UNC x 1 Hex Bolt
25	314731	Radiator
26	314440	Radiator Stroud
27	314443	Radiator-Oil Cooler Mount Weldment
28	900129	3/8 UNC x 1 Hex Bolt
29	659679	Foam 2" Wide x 40" Long

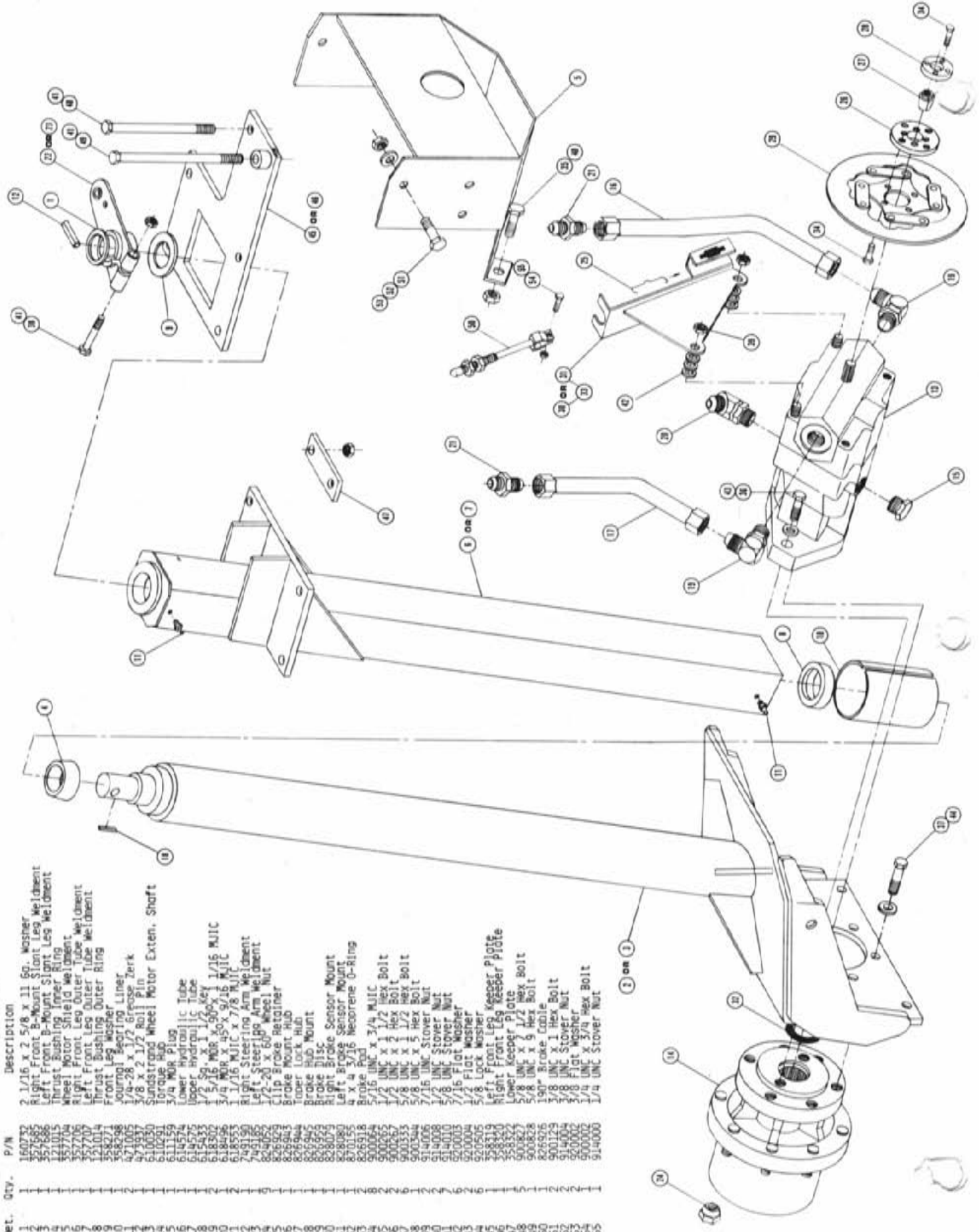


AIR INTAKE ASSEMBLY

Det. Qty.	P/N	Description
1	341579	Bottom Air Intake Plate Weldment
2	195022	Stickertite
3	514597	Air Intake Weldment
4	485053	3/16 x 3/8 Pop Rivet
5	502010	#10 Flat Washer
6	656997	Rubber Hook Bracket
7	914000	1/4 UNC Lock Nut
8	900002	1/4 UNC x 3/4 Hex Bolt
9	923000	1/4 SAE Flat Washer



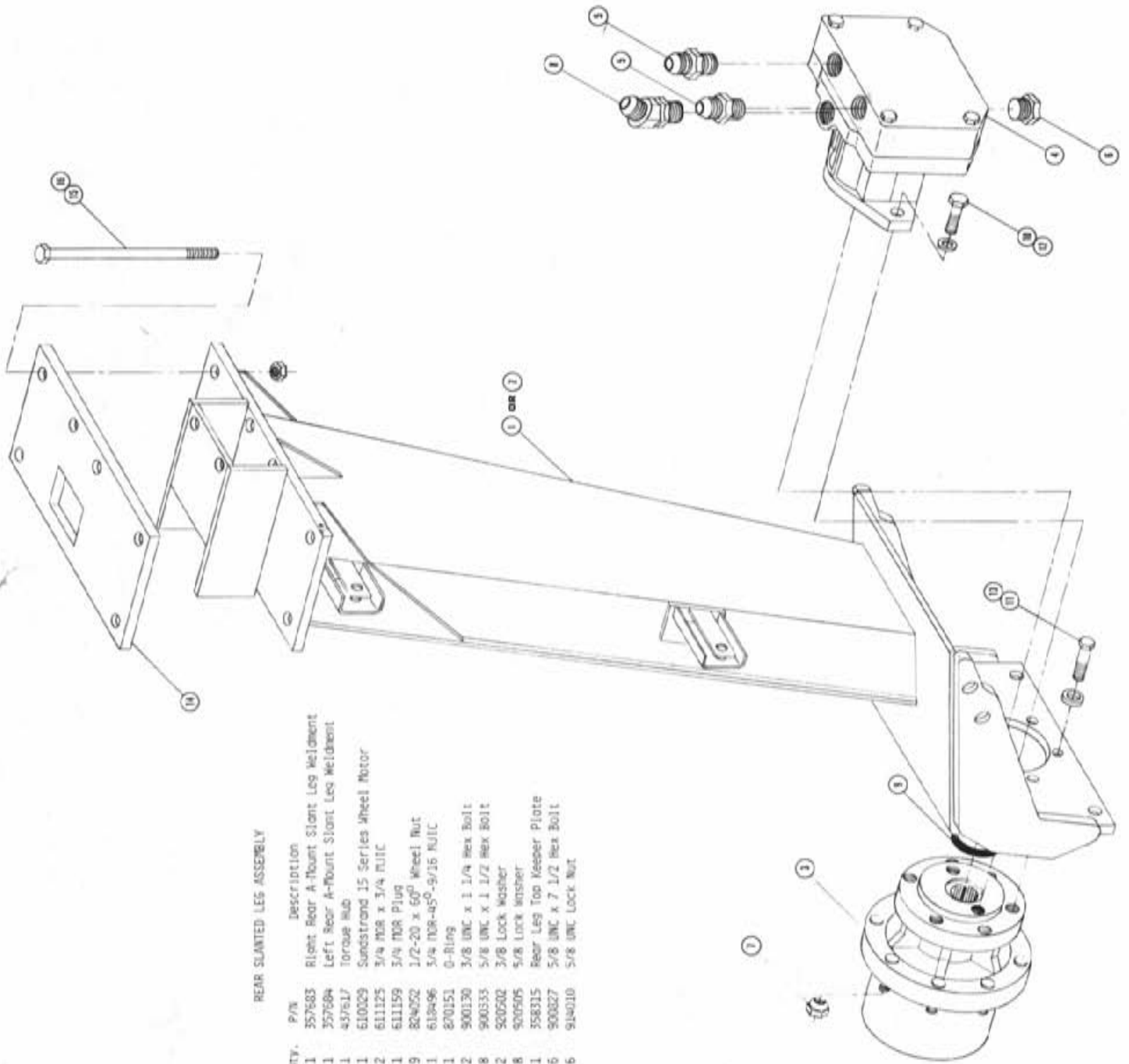
FRONT SLANTED LEG ASSEMBLY



Def.	Qty.	P/N	Description
1	1	160773	2 1/16 x 2 5/8 x 11 60. Washer
1	1	161732	Right Front B-Mount Slant Leg Weldment
1	1	161733	Left Front B-Mount Slant Leg Weldment
1	1	161734	Thrust Bushing Inner Ring
1	1	161735	Wheel Shield Weldment
1	1	161736	Right Front Leg Outer Tube Weldment
1	1	161737	Left Front Leg Outer Tube Weldment
1	1	161738	Thrust Bushing Outer Ring
1	1	161739	Front Leg Washer
1	1	161740	Journal Bearing Liner
1	1	161741	1/4-28 x 1/2 Bronze Zerk
1	1	161742	3/8 x 2 1/2 Roll Pin
1	1	161743	Sunstrand Wheel Motor Exten. Shaft
1	1	161744	Brake Hub
1	1	161745	3/4 NOK Plug
1	1	161746	Lower Hydraulic Tube
1	1	161747	Upper Hydraulic Tube
1	1	161748	1/2-28 NOK x 1 1/2 Defl
1	1	161749	1/2-28 NOK x 1 1/2 Defl
1	1	161750	1/4 NOK x 45 x 9/16 MJIC
1	1	161751	1/16 MJIC x 7/8 MJIC
1	1	161752	Right Steering Arm Weldment
1	1	161753	Left Steering Arm Weldment
1	1	161754	1/2-20 x 60 Wheel Nut
1	1	161755	1/2 Brake Retainer
1	1	161756	Brake Mount Hub
1	1	161757	Brake Lock Hub
1	1	161758	Brake Hub Mount
1	1	161759	Brake Disc
1	1	161760	Right Brake Sensor Mount
1	1	161761	Left Brake Sensor Mount
1	1	161762	4 x 4 5/16 Neoprene O-Ring
1	1	161763	Brake Pad
1	1	161764	1/16 UNC x 3/4 MJIC
1	1	161765	1/2 UNC x 1 1/2 Hex Bolt
1	1	161766	1/2 UNC x 2 Hex Bolt
1	1	161767	5/8 UNC x 1 1/2 Hex Bolt
1	1	161768	5/8 UNC x 5 Hex Bolt
1	1	161769	7/16 UNC Stover Nut
1	1	161770	1/2 UNC Stover Nut
1	1	161771	1/2 Flat Washer
1	1	161772	1/2 Flat Washer
1	1	161773	5/8 Lock Washer
1	1	161774	Left Front Leg Keeper Plate
1	1	161775	Right Front Leg Keeper Plate
1	1	161776	Lower Keeper Plate
1	1	161777	5/8 UNC x 1 1/2 Hex Bolt
1	1	161778	5/8 UNC x 9 Hex Bolt
1	1	161779	190° Brake Cable
1	1	161780	3/8 UNC x 1 Hex Bolt
1	1	161781	3/8 UNC Stover Nut
1	1	161782	5/8 Flat Washer
1	1	161783	5/8 Flat Washer
1	1	161784	1/4 UNC x 3/4 Hex Bolt
1	1	161785	1/4 UNC Stover Nut

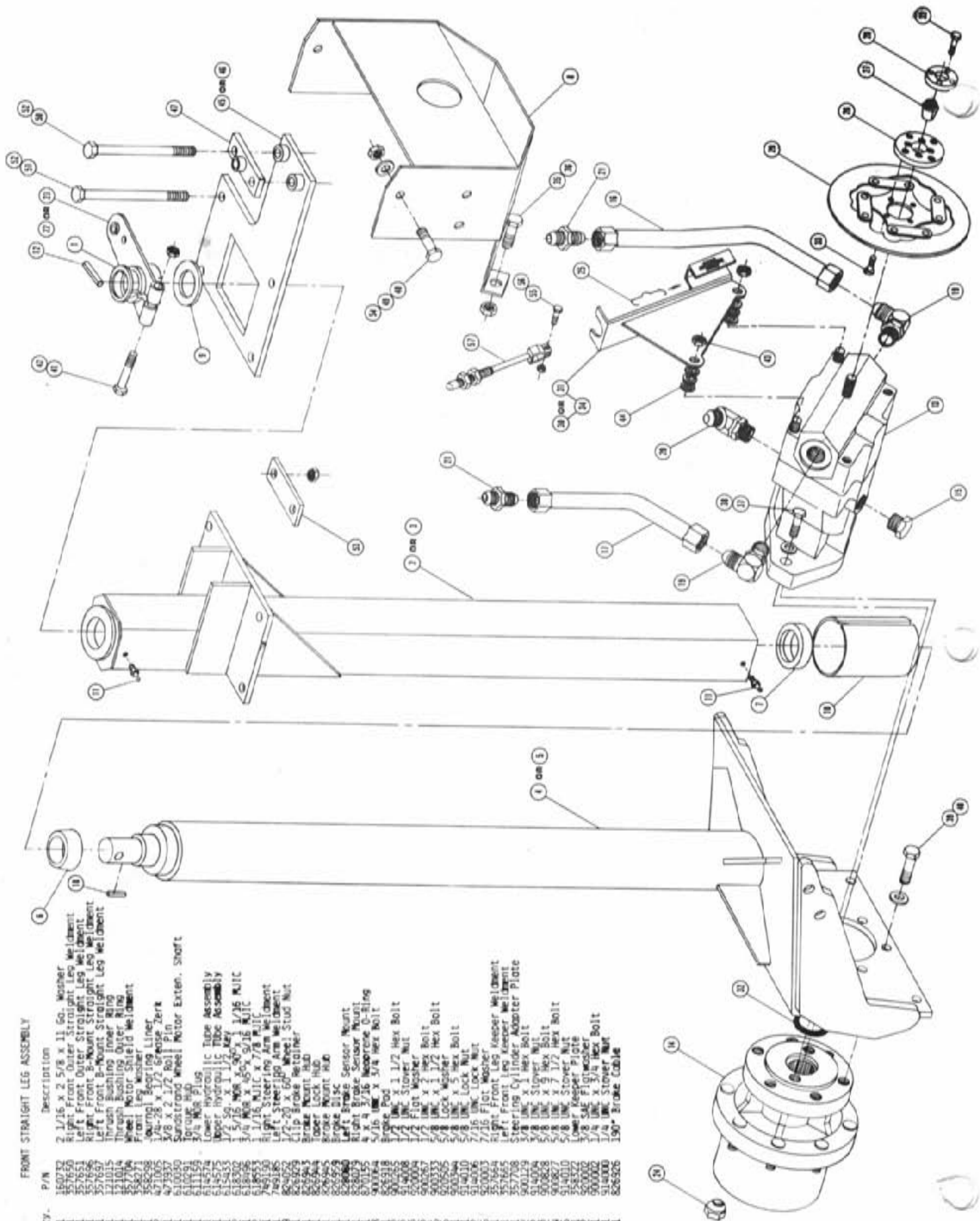
REAR SLANTED LEG ASSEMBLY

Part	Qty.	P/N	Description
1	1	357583	Right Rear A-Mount Slant Leg Weldment
2	1	357584	Left Rear A-Mount Slant Leg Weldment
3	1	437617	Torque Hub
4	1	610029	Sundstrand 15 Series Wheel Motor
5	2	611125	3/4 IN x 3/4 IN UC
6	1	611159	3/4 TOR Plug
7	9	824052	1/2-20 x 60 Wheel Nut
8	1	612496	3/4 TOR-450-9/16 NUT
9	1	870151	O-Ring
10	2	900130	3/8 UNC x 1 1/4 Hex Bolt
11	8	900333	5/8 UNC x 1 1/2 Hex Bolt
12	2	920502	3/8 Lock Washer
13	8	920505	5/8 Lock Washer
14	1	358315	Rear Leg Top Keeper Plate
15	6	900827	5/8 UNC x 7 1/2 Hex Bolt
16	6	914010	5/8 UNC Lock Nut



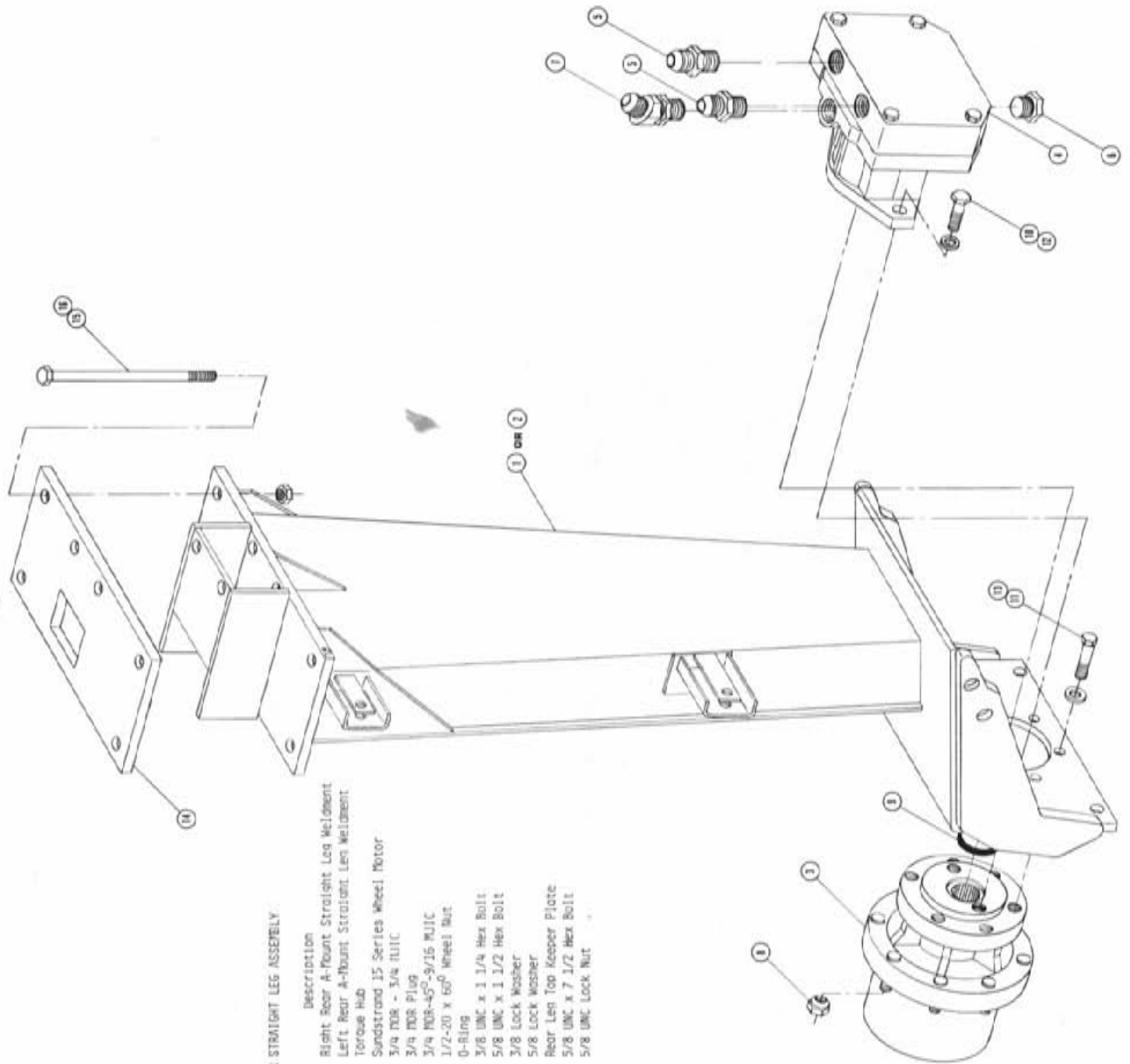
FRONT STRAIGHT LEG ASSEMBLY

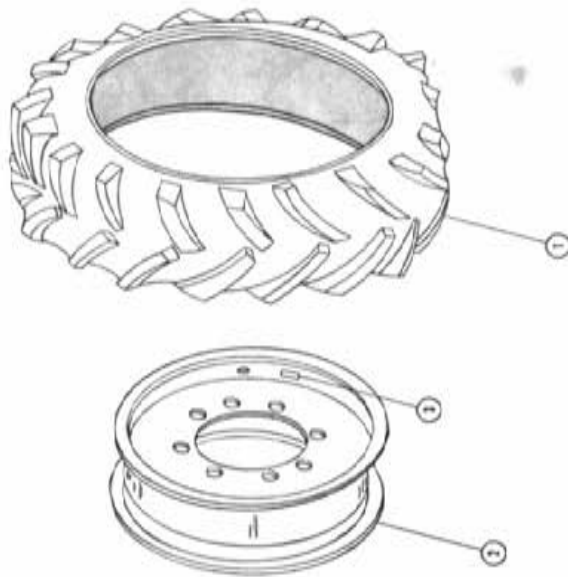
DET.	QTY.	P/N	Description
17	1	150292	2 1/16 x 2 5/8 x 11 Go. Washer
18	1	357650	Right Front Outer Straight Leg Weldment
19	1	357651	Left Front Outer Straight Leg Weldment
20	1	357656	Right Front B-Mount Straight Leg Weldment
21	1	357657	Left Front B-Mount Straight Leg Weldment
22	1	121015	Through Bushing Inner Ring
23	1	121014	Through Bushing Outer Ring
24	1	327704	Wheel Motor Shield Weldment
25	1	326571	Front Leg Washer
26	1	479678	Clamping Spring Liner
27	1	479679	Spring Retainer
28	1	348286	2 1/8 x 2 1/2 Bolt Zerk
29	1	610340	Superstrut Wheel Motor Exten. Shaft
30	1	610341	Torque Hub
31	1	611156	3/4 Wd Plug
32	1	614574	Lower Hydraulic Tube Assembly
33	1	615455	Upper Hydraulic Tube Assembly
34	1	17256	1/2 Sq. x 1 1/2 Key
35	1	15116	5/16 NUT x .50 x 1 1/16 Nut
36	1	618302	3/4 Wd x .45 x .50/16 Nut
37	1	618303	1 1/16 Nut x 7/8 Nut
38	1	618553	Right Steering Arm Weldment
39	1	785150	Left Steering Arm Weldment
40	1	854074	1/2-20 x 60 Wheel Stud Nut
41	1	854075	Clip Brake Retainer
42	1	854076	Brake Mount Hub
43	1	854077	Brake Mount Nut
44	1	854078	Stroke Mount Hub
45	1	854079	Stroke Mount Nut
46	1	826528	Brake Disc
47	1	826660	Left Brake Sensor Mount
48	1	826079	Right Brake Sensor Mount
49	1	870155	4 x 4 3/16 Mothane O-Ring
50	1	900364	5/16 UNC x 3/4 Hex Bolt
51	1	826531	Brake Pad
52	1	900275	1 1/2 UNC x 1 1/2 Hex Bolt
53	1	514008	1/2 UNC Stover Nut
54	1	500004	1/2 Flat Washer
55	1	900287	1/2 UNC x 2 Hex Bolt
56	1	900285	5/8 UNC x 1 1/2 Hex Bolt
57	1	900286	5/8 Lock Washer
58	1	900287	5/8 UNC x 5 Hex Bolt
59	1	900039	7/16 Flat Washer
60	1	357653	Right Front Leg Keeper Weldment
61	1	357654	Left Front Leg Keeper Weldment
62	1	357708	Steering Cylinder Adapter Plate
63	1	900129	5/8 UNC x 1 Hex Bolt
64	1	914004	3/8 UNC Stover Nut
65	1	500828	5/8 UNC x 9 Hex Bolt
66	1	900827	5/8 UNC x 7 1/2 Hex Bolt
67	1	514010	5/8 UNC Stover Nut
68	1	358322	Lower Keeper Plate
69	1	500002	3/8 SAE Flat Washer
70	1	900002	1/4 UNC x 3/4 Hex Bolt
71	1	514000	1/4 UNC Stover Nut
72	1	826526	190" Brake Cable



REAR STRAIGHT LEG ASSEMBLY

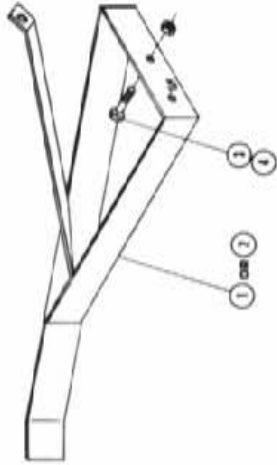
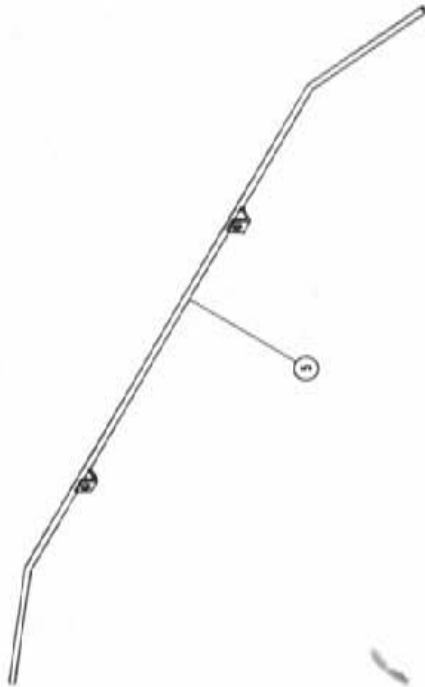
Det.	Qty.	P/W	Description
1	1	357694	Right Rear A-Mount Straight Leg Weldment
2	1	357695	Left Rear A-Mount Straight Leg Weldment
3	1	457617	Torque Hub
4	1	610029	Sundstrand 15 Series Wheel Motor
5	2	611125	3/4 TOR - 3/4 ILLIC
6	1	611159	3/4 TOR Plug
7	1	610486	3/4 TOR-45°-9/16 WJIC
8	9	624052	1/2-20 x 60° Wheel Nut
9	1	870151	O-Ring
10	2	900130	3/8 UNC x 1 1/4 Hex Bolt
11	8	900333	5/8 UNC x 1 1/2 Hex Bolt
12	2	900502	3/8 Lock Washer
13	8	900505	5/8 Lock Washer
14	1	358315	Rear Leg Top Keeper Plate
15	6	908827	5/8 UNC x 7 1/2 Hex Bolt
16	6	414010	5/8 UNC Lock Nut





TIRE AND WHEEL ASSEMBLY

Det.	Qty.	P/N	Description
1	1	820001	11.2 x 24 Tractor Tire
2	1	820600	Wheel Mountment
3	1	650605	Wheel Bolt Torque Decal



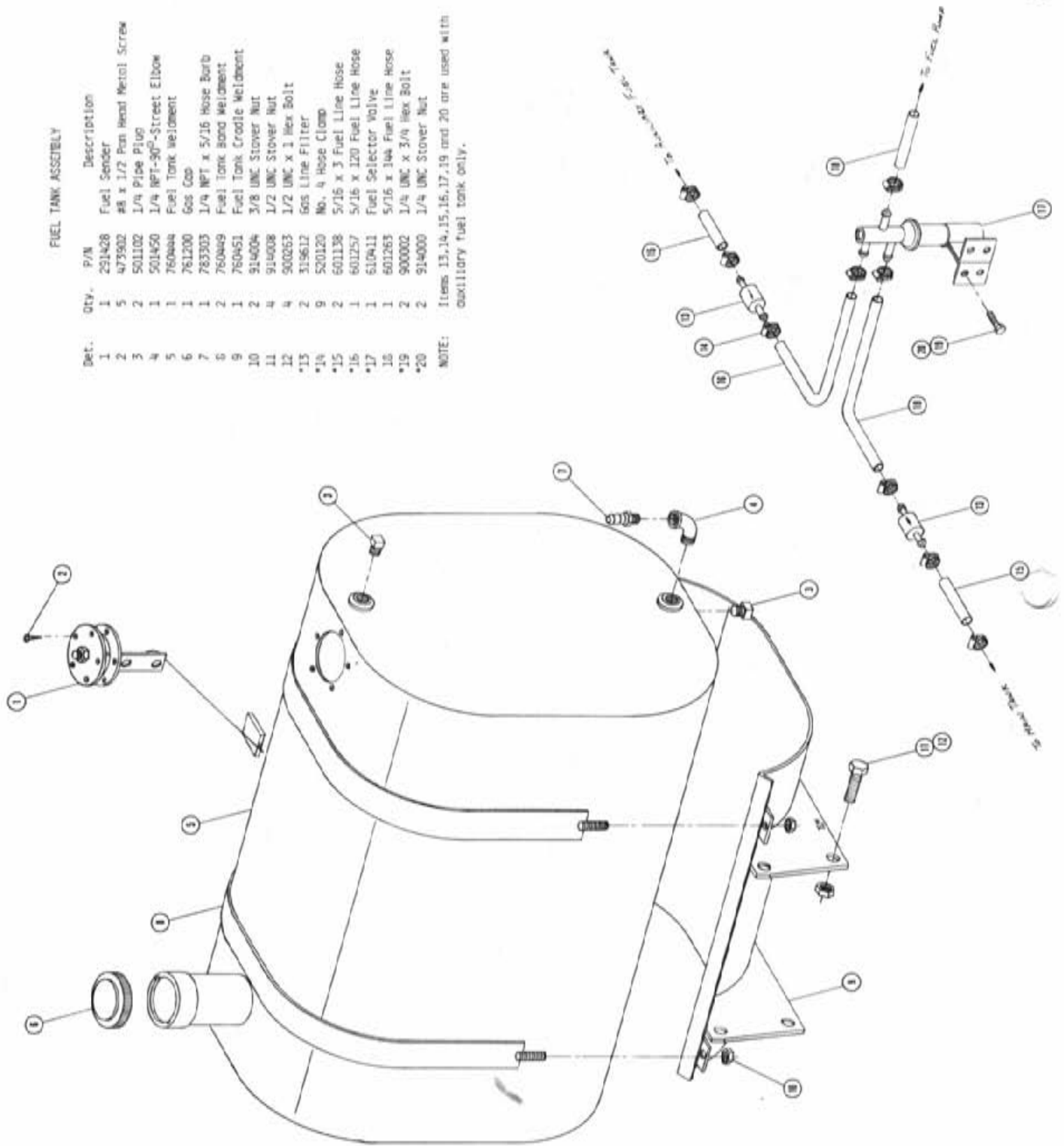
STALK GUIDE ASSEMBLY

Det.	Qty.	P/N	Description
1	1	662164	Left Stalk Guide Weldment
2	1	662208	Right Stalk Guide Weldment
3	2	900129	3/8 UNC x 1 Hex Bolt
4	2	914004	3/8 UNC Stover Nut
5	1	660074	Slide Rail Stalk Guide Weldment

FUEL TANK ASSEMBLY

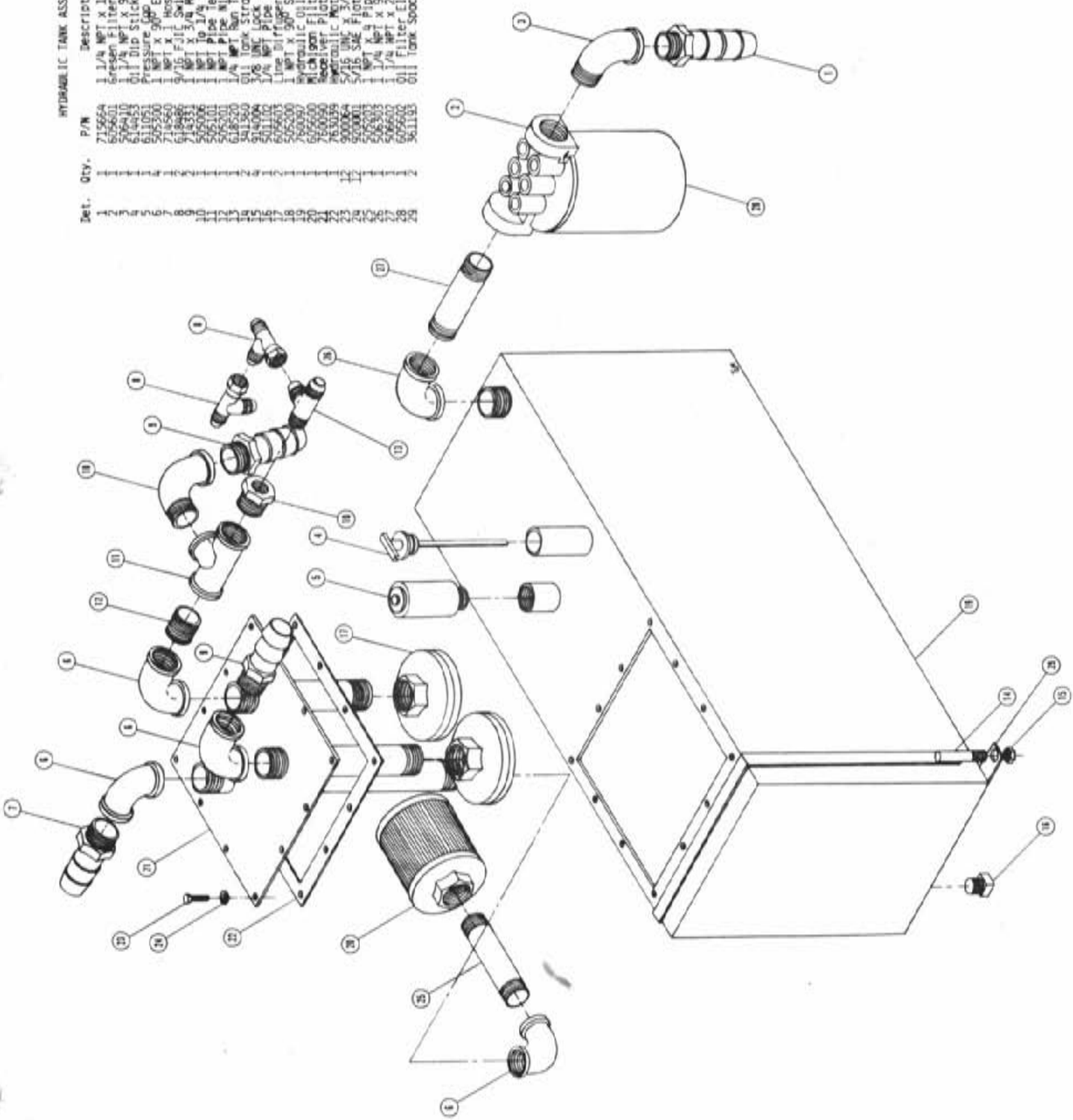
Qty.	P/N	Description
1	251428	Fuel Sender
5	475902	#8 x 1/2 Pan Head Metal Screw
3	501102	1/4 Pipe Plug
4	501450	1/4 NPT-90°-Street Elbow
5	760004	Fuel Tank Weildment
6	761200	Gos Cap
7	783303	1/4 NPT x 5/16 Hose Barb
6	760009	Fuel Tank Band Weildment
9	760451	Fuel Tank Crodle Weildment
10	914004	3/8 UNC Stover Nut
11	914008	1/2 UNC Stover Nut
12	900263	1/2 UNC x 1 Hex Bolt
*13	319612	Gos Line Filter
*14	520120	No. 4 Hose Clamp
*15	601138	5/16 x 3 Fuel Line Hose
*16	601257	5/16 x 120 Fuel Line Hose
*17	610411	Fuel Selector Valve
*18	601263	5/16 x 1 1/4 Fuel Line Hose
*19	900002	1/4 UNC x 3/4 Hex Bolt
*20	914000	1/4 UNC Stover Nut

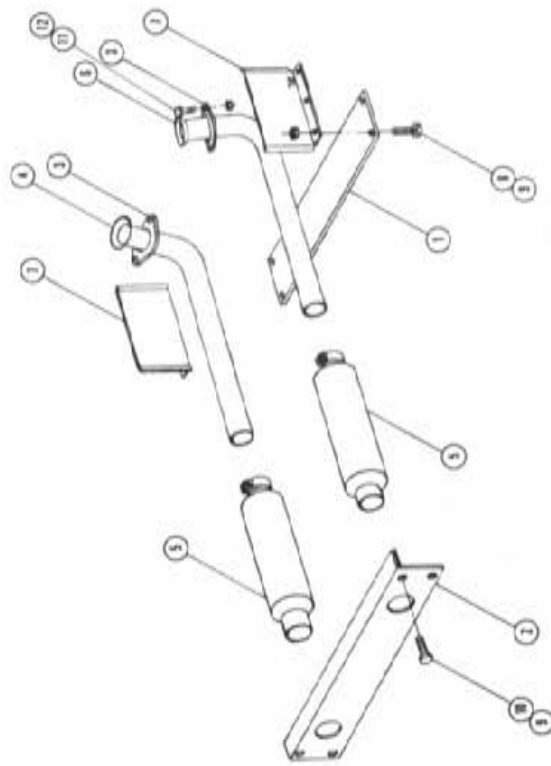
NOTE: Items 13,14,15,16,17,19 and 20 are used with auxiliary fuel tank only.



HYDRAULIC TANK ASSEMBLY

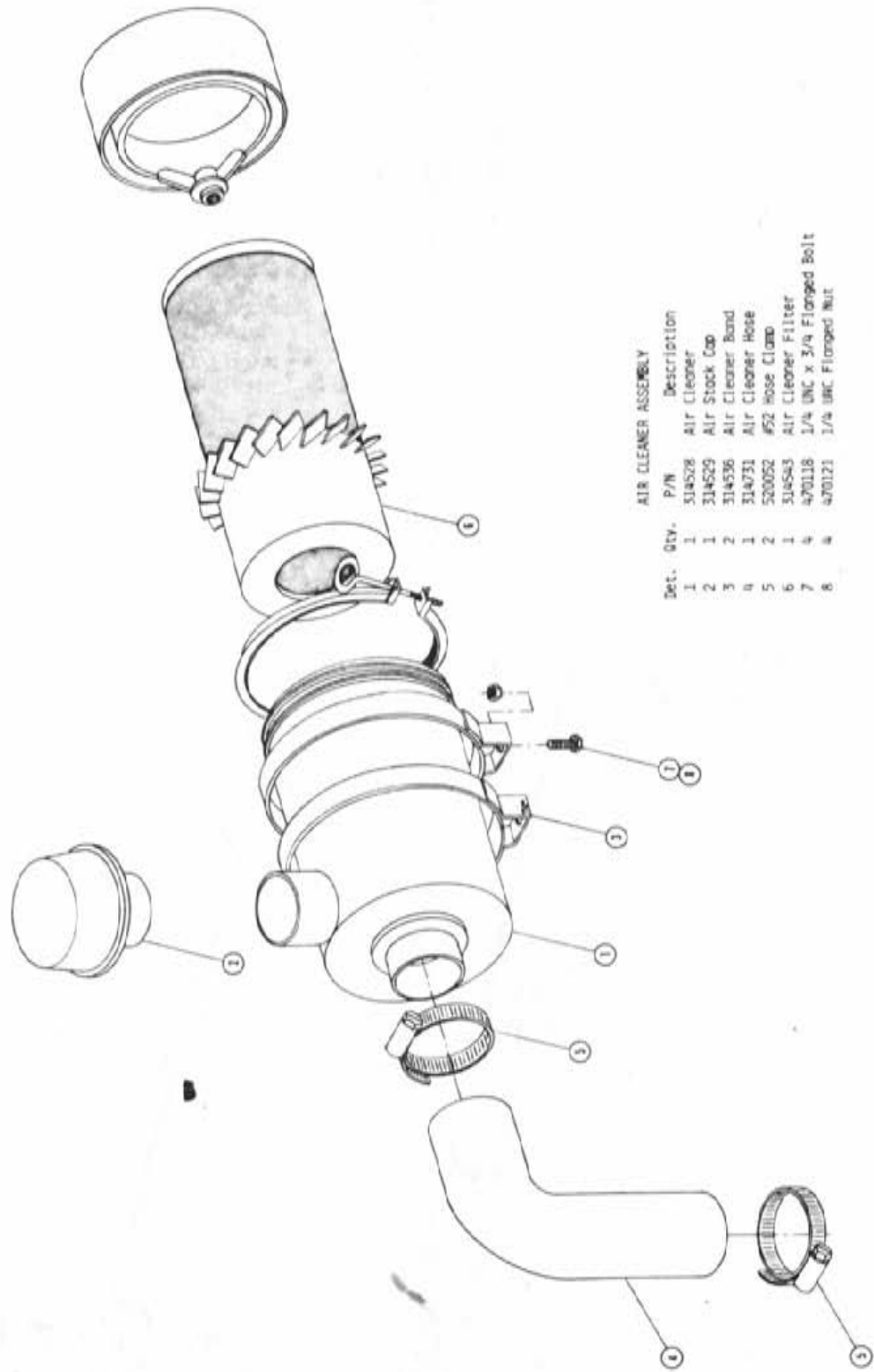
P/N	Description	Qty.
715664	1 1/4 NPT x 1 Hose Barb	1
625601	Green Filter	1
506410	1/4 NPT x 90° Street Elbow	1
614453	Oil Dip Stick	1
611051	Pressure Cap	1
505500	NPT x 90° Elbow	1
418660	Hose Barb	1
918389	NPT x 1/2" Hose Barb Tee	1
525206	NPT Tee	1
525201	NPT Tee	1
618520	1/4 NPT Tee x 5/16 NPT	1
341150	Oil Tank Strap Attachment	1
914004	1/8 UNC Lock Nut	1
501100	1/4 NPT Pipe Plug	1
609503	Line Oil Filter	1
505500	1 NPT x 90° Street Elbow	1
760097	Hydraulic Oil Tank Mount	1
927000	Aluminum Filter Mount	1
760097	Receiver Filter Mount	1
500064	Hydraulic Oil Tank Mounting Plate Gasket	1
600001	1/8 UNC Flat Washer	1
525201	1/4 NPT Tee	1
525203	1/4 NPT Tee	1
506600	1/4 NPT x 90° Elbow	1
506602	1/4 NPT x 1/2 Pipe Nipple	1
361103	Oil Filter Element	1
	Oil Tank Spacer	1





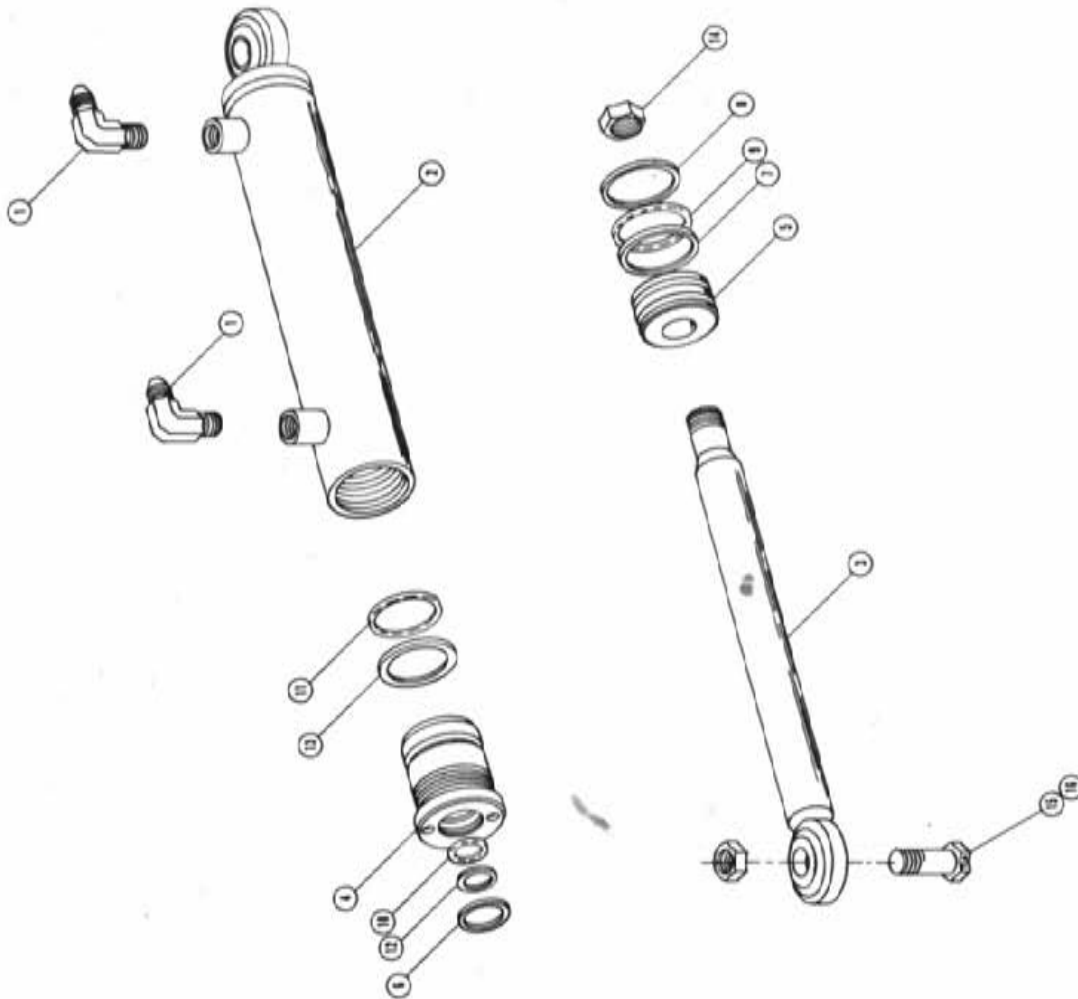
EXHAUST PIPE ASSEMBLY

Qty.	P/N	Description
1	361189	Main Frame Tie Plate
2	361190	Main Frame Rear Tie Angle
3	314735	Exhaust Pipe Flange
4	314736	Left Exhaust Pipe
5	315287	Muffler
6	314425	Right Exhaust Pipe
7	341359	Heat Shield
8	900264	1/2 UNC x 1 1/4 Hex Bolt
9	914008	1/2 UNC Stover Nut
10	900265	1/2 UNC x 1 1/2 Hex Bolt
11	900170	3/8 UNC x 2 1/4 Hex Bolt
12	914004	3/8 UNC Stover Nut



AIR CLEANER ASSEMBLY

Det.	Qty.	P/N	Description
1	1	314528	Air Cleaner
2	1	314529	Air Stack Cap
3	2	314536	Air Cleaner Band
4	1	314731	Air Cleaner Hose
5	2	520052	#52 Hose Clamp
6	1	314543	Air Cleaner Filter
7	4	470118	1/4 UNC x 3/4 Flanged Bolt
8	4	470121	1/4 UNC Flanged Nut



STEERING CYLINDER ASSEMBLY

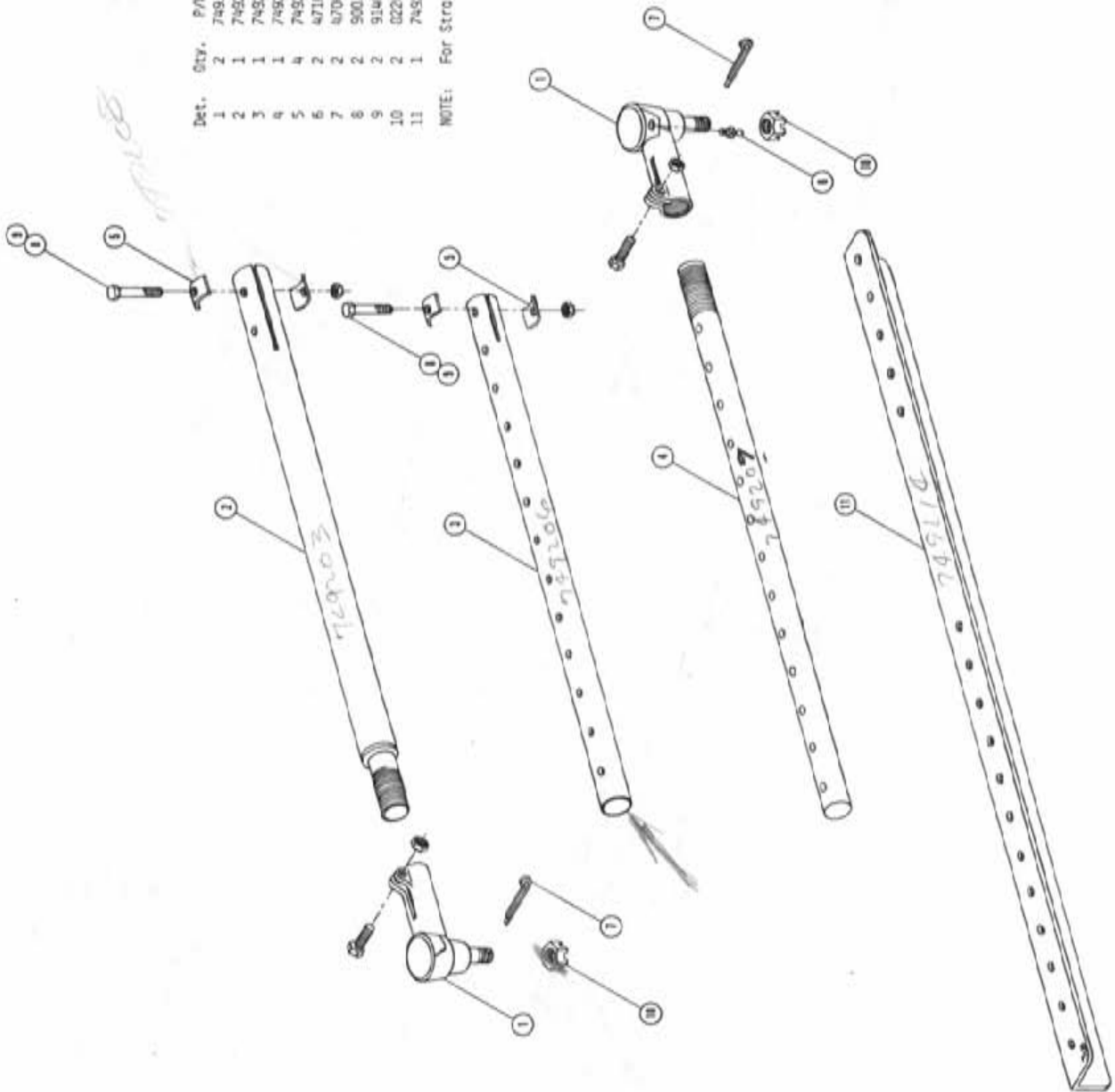
Qty.	P/N	Description
1	611122	1/4 NPT x 90° 9/16 NUT
2	620089	Steering Cylinder Tube Weldment
3	620148	Steering Cylinder Shaft Weldment
4	620109	Gland
5	620129	Piston
6	629028	Wiper
7	629618	Wear Ring
8	629616	Piston Seal
9	870025	1 3/16 x 1 5/16 O-Ring
10	870210	3/4 x 1 Neoprene O-Ring
11	870218	1 1/4 x 1 1/2 Neoprene O-Ring
12	890210	3/4 x 1 Back-Up Washer
13	890218	1 1/4 x 1 1/2 Back-Up Washer
14	914009	1/2 UMF LOCK NUT
15	900337	5/8 UMC x 2 3/4 Hex Bolt
16	914010	5/8 UMC LOCK NUT

Note: Cylinder Assembly With Fittings 620080.
Seal Kit 620998

TIE ROD ASSEMBLY

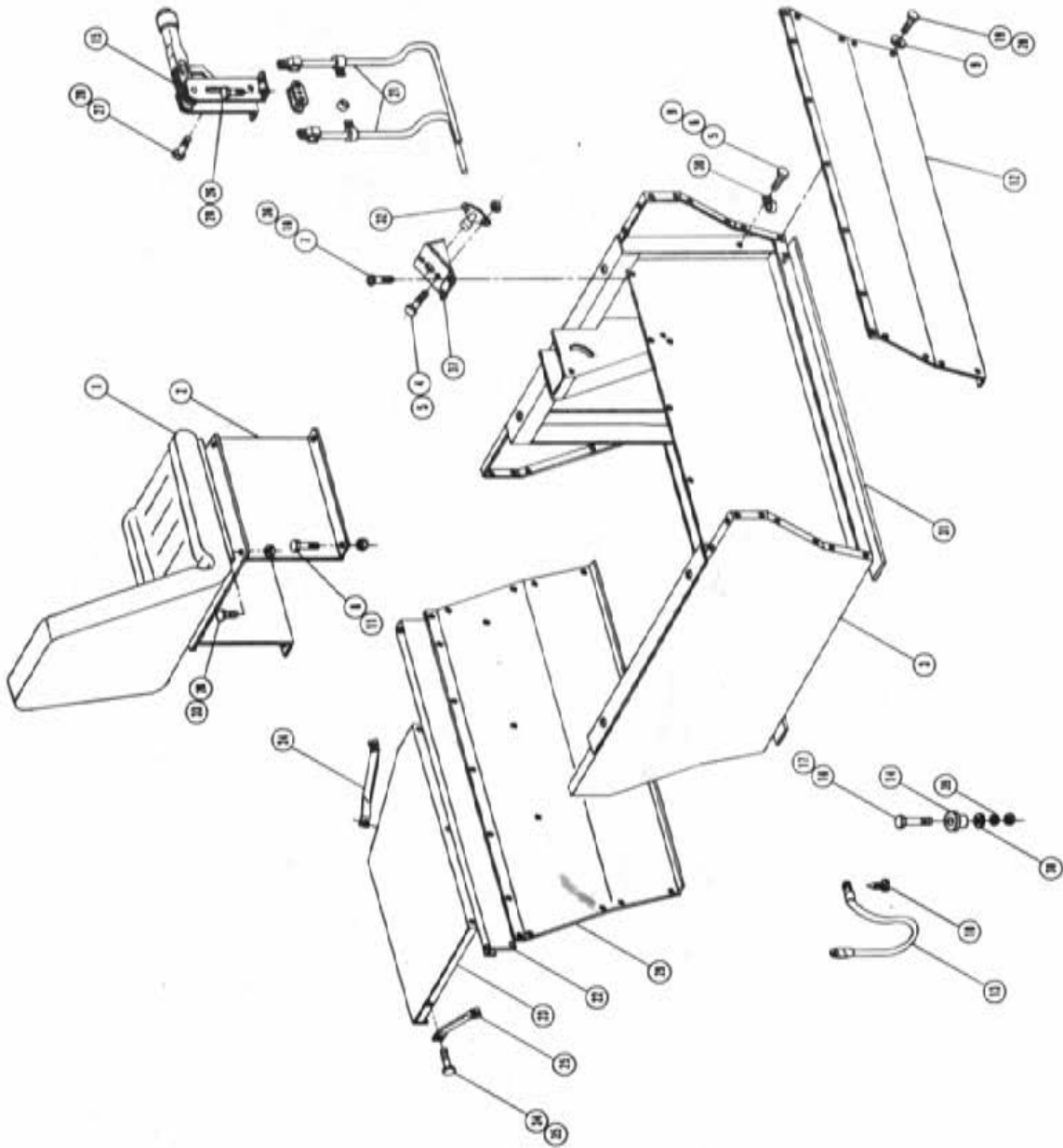
Qty.	P/N	Description
2	749156	Female Socket Assembly
1	749203	Tie Rod Outer Tube Weldment
1	749206	Tie Rod Inner Tube
1	749207	Tie Rod Inner Shaft
4	749208	Tie Rod Clamp
2	471021	Grease Zerk
2	470032	1/8 x 1 1/2 Cotter Pin
2	900135	3/8 UNC x 2 3/4 Hex Bolt
9	914004	3/8 UNC Lock Nut
2	022040	5/8 UNF Slotted Hex Nut
1	749214	Tie Rod Stiffener Ankle

NOTE: For Straight lens Item 3 is replaced with P/N 749042.



OPERATOR STATION ASSEMBLY

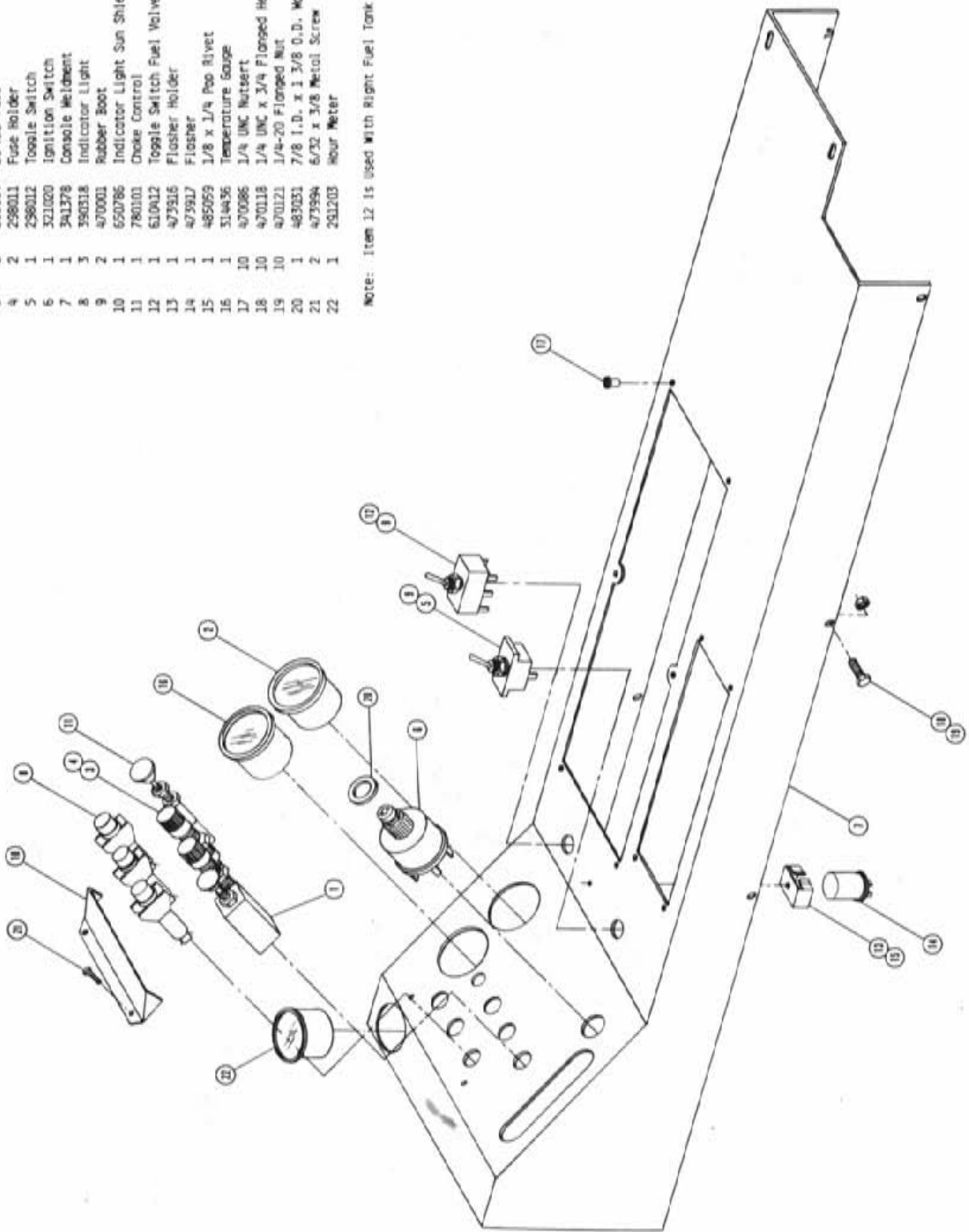
Det.	Qty.	P/N	Description
1	1	330002	Seat
2	1	341336	Seat Mount Weldment
3	1	341368	Operator Station Weldment
4	2	900000	1/4 UNC x 1/2 Hex Bolt
5	3	914000	1/4 UNC Lock Nut
6	1	900002	1/4 UNC x 3/4 Hex Bolt
7	2	914027	#10-32 Lock Nut
8	4	914004	3/8 UNC Lock Nut
9	31	920000	1/4 Flat Washer
10	2	920510	#10 Lock Washer
11	4	900128	3/8 UNC x 3/4 Hex Bolt
12	1	659572	Right Outside Station Panel
13	1	290107	Ground Strap
14	4	311032	Engine Isolator
15	1	826108	Brake Lever Assembly
16	4	900253	1/2 UNC x 2 3/4 Hex Bolt
17	4	914008	1/2 UNC Lock Nut
18	2	472349	1/4 x 3/4 Self-Tapping
19	33	470118	1/4 UNC x 3/4 Flanged Hex Bolt
20	33	470086	1/4 UNC Nutsert
21	2	826926	190" Brake Cable
22	1	659564	Lower Canopy Deflector
23	1	341404	Operator Station Step Weldment
24	1	341414	Front Operator Station Step Broce
25	1	341415	Rear Operator Station Step Broce
26	4	900064	5/16 UNC x 3/4 Hex Bolt
27	1	900067	5/16 UNC x 1 1/2 Hex Bolt
28	9	914002	5/16 UNC Lock Nut
29	1	659600	Left Outside Station Panel
30	1	520121	1" Cushion Clamp
31	2	659579	2" Wide Foam
32	1	290424	Traction Valve Switch
33	4	901064	5/16 UNC x 3/4 Carriage Bolt
34	4	900065	5/16 UNC x 1 Hex Bolt
35	4	910002	5/16 UNC Hex Nut
36	2	472231	#10-32 x 3/4 Pan Head Machine Screw
37	1	340635	Floor Switch Mount Weldment
38	4	483037	Regular Flat Washer
39	4	920004	1/2 SAE Flat Washer

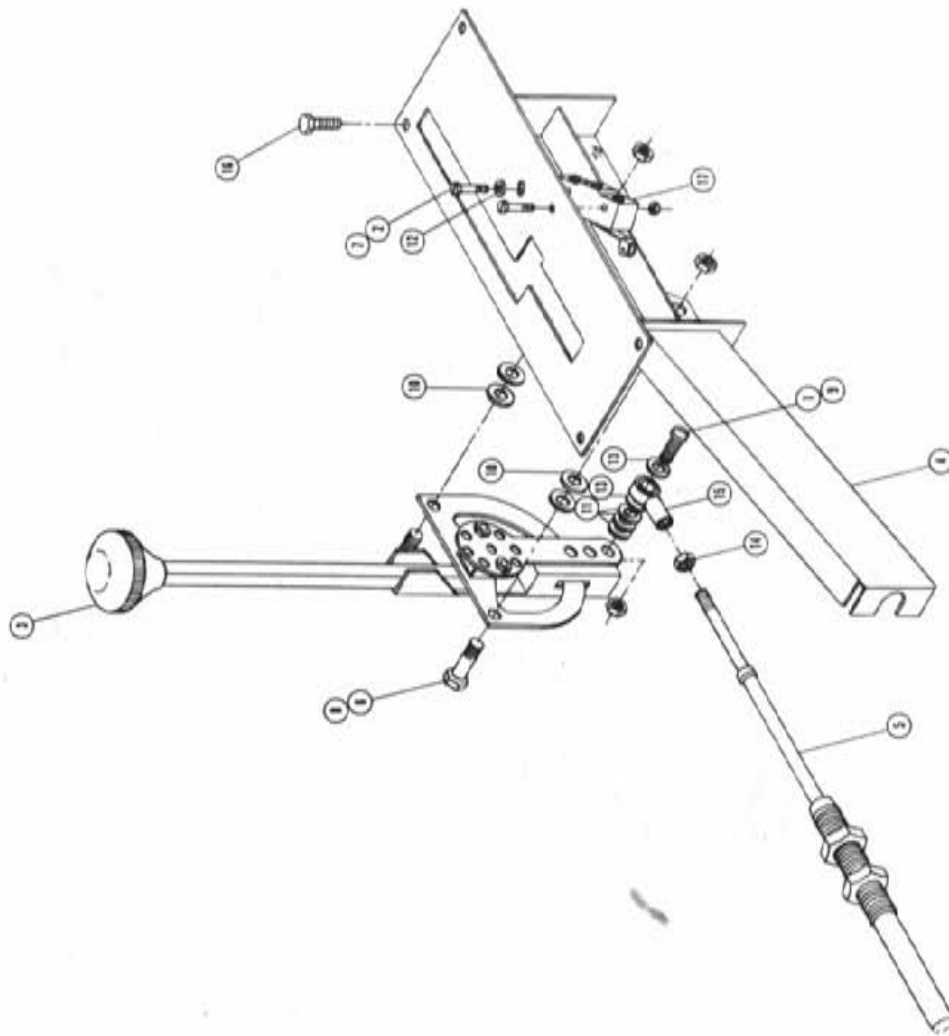


CONSOLE ASSEMBLY

Det.	Qty.	P/N	Description
1	1	290096	Two Position Light Switch
2	1	290401	Fuel Gauge
3	2	298006	20 Amp Fuse
4	2	298011	Fuse Holder
5	1	298012	Toggle Switch
6	1	321020	Ignition Switch
7	1	341378	Console Mountment
8	3	390318	Indicator Light
9	2	470001	Rubber Boot
10	1	650786	Indicator Light Sun Shield
11	1	780101	Choke Control
12	1	610412	Toggle Switch Fuel Valve
13	1	473516	Flasher Holder
14	1	473917	Flasher
15	1	485059	1/8 x 1/4 Pop Rivet
16	1	314436	Temperature Gauge
17	10	470086	1/4 UNC Nutbert
18	10	470118	1/4 UNC x 3/4 Flanged Hex Bolt
19	10	470121	1/4-20 Flanged Nut
20	1	483051	7/8 I.D. x 1 3/8 O.D. Washer
21	2	473994	5/32 x 3/8 Metal Screw
22	1	291203	Hour Meter

Note: Item 12 is used with Right Fuel Tank Option.



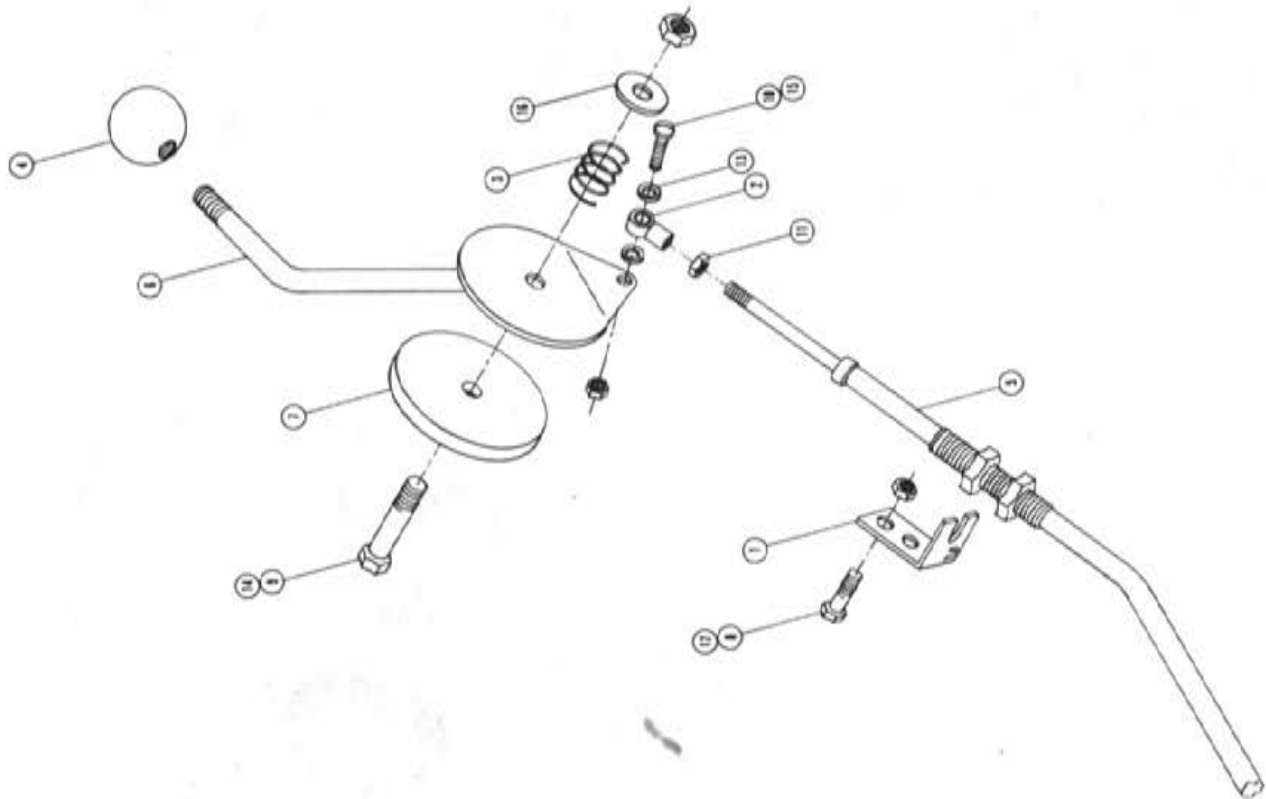


HYDROSTATIC LEVER ASSEMBLY

Det.	Qty.	P/N	Description
1	1	47223	#10-32 x 1" Round Head Machine Screw
2	2	47993	#6-32 x 1 1/8 Hex Head Machine Screw
3	1	60672	Hydrostatic Control Head
4	1	78501	Hydrostatic Control Head Weldment
5	1	78503	Throttle Cable 95"
6	2	90003	1/4 UNC x 1 Hex Bolt
7	2	91002	#6-32 Hex Nut
8	2	91400	1/4 UNC Stover Nut
9	1	91407	#10-32 Stover Nut
10	4	92000	1/4 SAE Flat Washer
11	3	92010	#10 SAE Flat Washer
12	1	92011	#6 SAE Flat Washer
13	2	920510	#10 Lock Washer
14	1	91007	#10 UNF Hex Nut
15	1	479821	#10-32 Ball Joint
16	4	470122	1/4-20 x 1/2 Flanged Hex Bolt
17	1	233006	Micro Switch

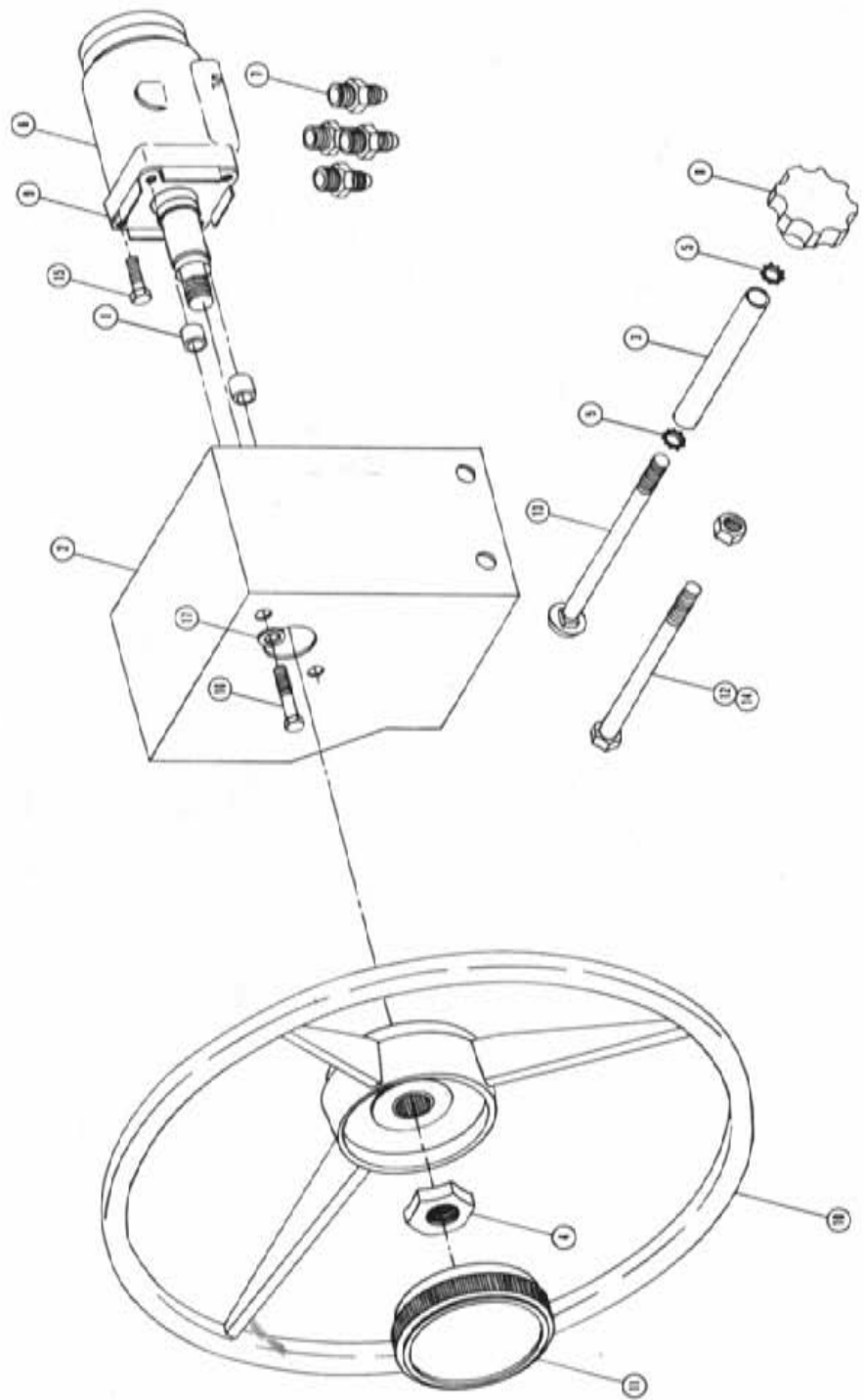
THROTTLE LEVER ASSEMBLY

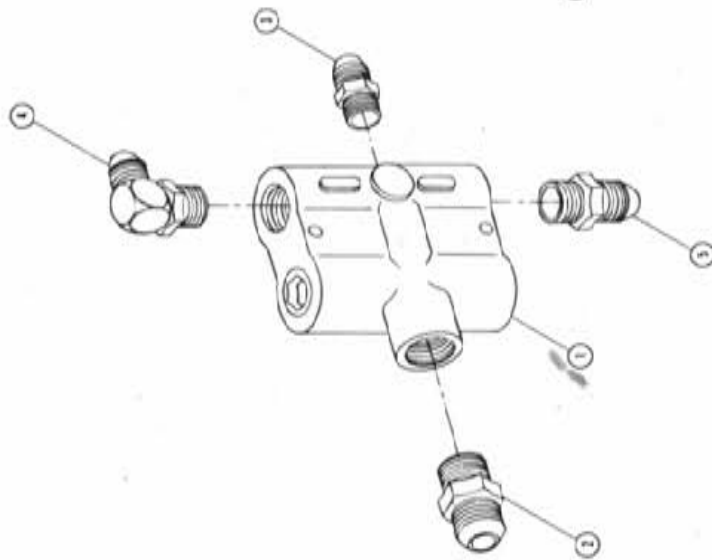
Det.	Qty.	P/N	Description
1	1	341188	Throttle Cable Mount Anale
2	1	475921	#10-32 Ball Joint
3	1	499001	Spring
4	1	659292	1 7/8 Dia Ball Valve
5	1	785003	Throttle Cable 112"
6	1	785040	Throttle Lever W/element
7	1	785046	Friction Disc
8	2	900000	1/4 UNC x 1/2 Hex Bolt
9	1	900170	3/8 UNC x 2 1/4 Hex Bolt
10	1	903889	#10-32 x 3/4 Slotted Round Head Machine Screw
11	1	910027	#10 UNF Hex Nut
12	2	914000	1/4 UNC STOWER NUT
13	2	920510	#10 Lock Washer
14	1	914004	3/8 UNC Stover Nut
15	1	914027	#10-32 Stover Nut
16	1	920002	3/8 SAE Flat Washer



STEERING WHEEL ASSEMBLY

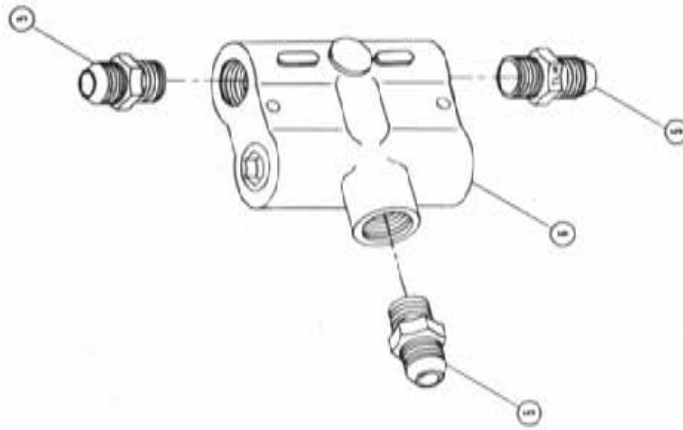
Det.	Qty.	P/N	Description
1	2	200464	Spacer
2	1	340633	Steering Column Cover Mount
3	1	001266	Steering Column Spacer Tube
4	1	470157	Steering Wheel Nut
5	2	470123	Star Washer
6	1	749150	Steering Motor Non-Load Reacting
7	4	618109	3/4 MTR x 9/16 M.I.C
8	1	742502	Steering Adjustment Knob
9	1	749178	Steering Column
10	1	749245	Steering Wheel
11	1	749244	Steering Wheel Cap
12	1	900277	1/2 UNC x 5 1/2 Hex Bolt
13	1	901276	1/2 UNC x 5 Carriage Bolt
14	1	934008	1/2 UNC Lock Nut
15	2	900128	3/8 UNC x 3/4 Hex Bolt
16	2	900130	3/8 UNC x 1 1/4 Hex Bolt
17	2	920002	3/8 SAE Flat Washer





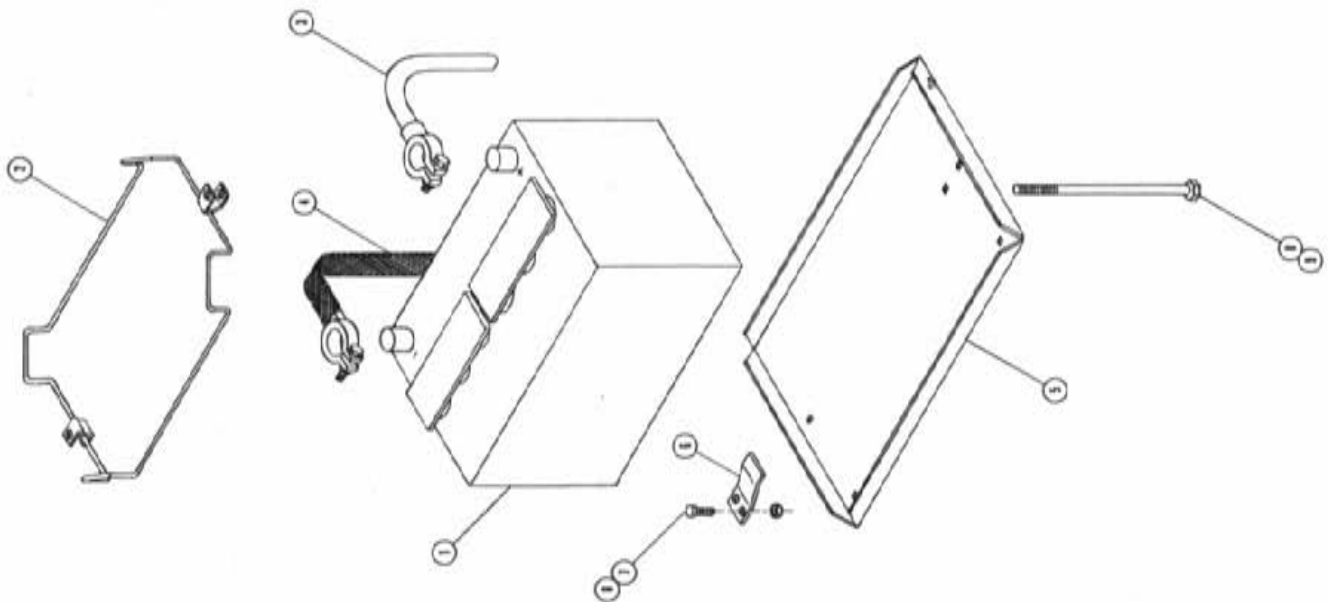
FLOW DIVIDER ASSEMBLY

Det. Qty.	P/N	Description
1	607518	Flow Divider 86R56
2	611126	7/8 NPT x 7/8 MJIC
3	618011	3/8 NPT x 9/16 MJIC
4	618185	7/8 NPT x 9/16 MJIC
5	618310	7/8 NPT x 9/16 MJIC
6	607504	850 Flow Divider



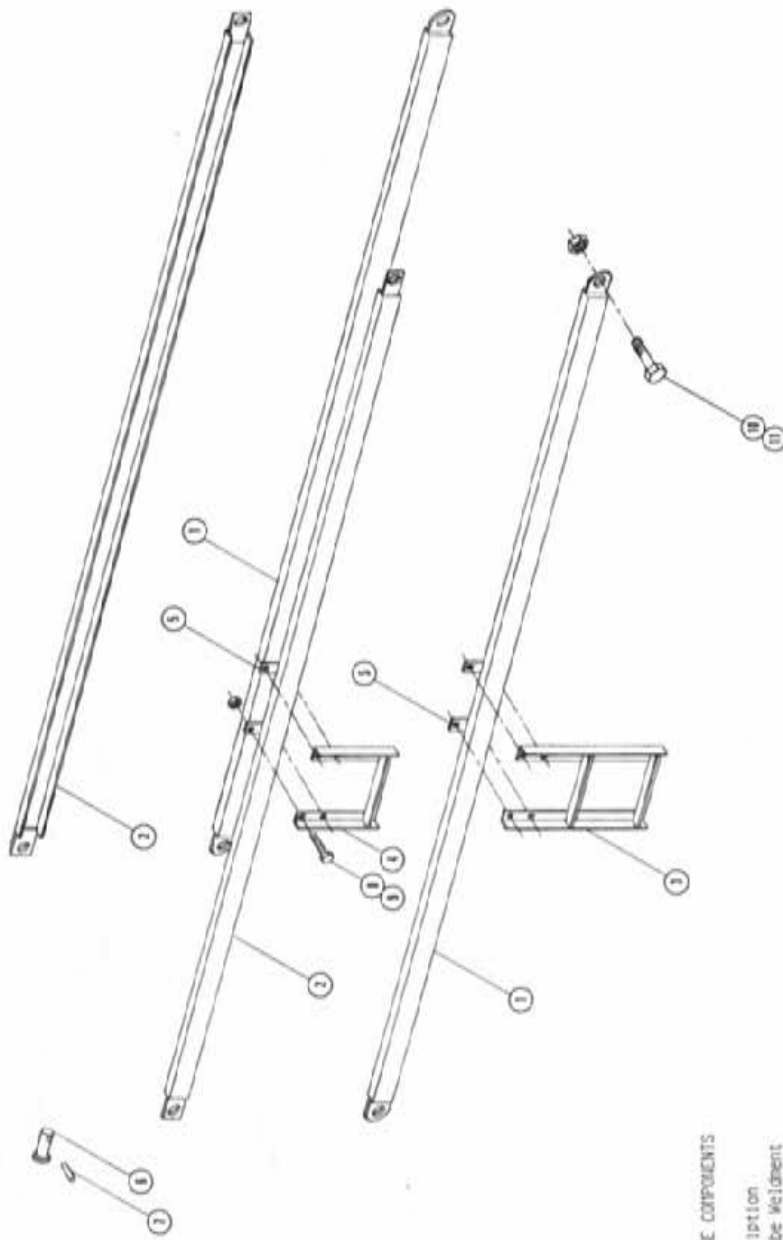
SOLENOID VALVE ASSEMBLY

Det. Qty.	P/N	Description
7	903902	#10-32 x 2 Slotted Round Head Screw
8	470094	5/16 UNC x 1 3/8 B.C. x 3 Long
9	200019	Spacer
10	914002	5/16 UNC Lock Nut
11	606856	Solenoid Mount
12	914027	#10-32 Stover Nut
13	610302	Hydraulic Solenoid Valve
14	611121	1/4 NPT x 9/16 MJIC



BATTERY BOX ASSEMBLY

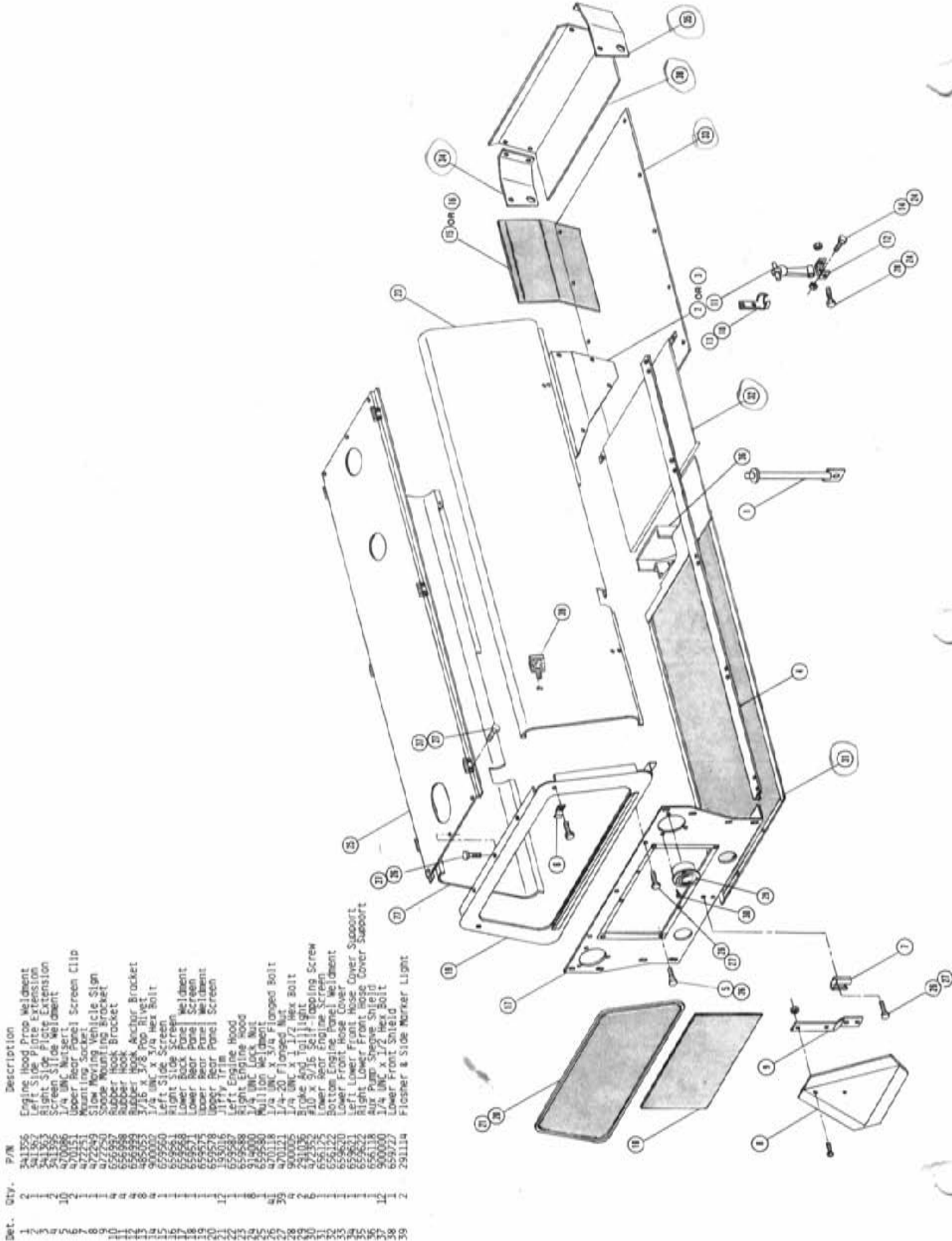
Det.	Qty.	P/N	Description
1	1	290013	Battery
2	1	290212	Battery Hold Down With Clamps
3	1	291128	Battery Cable 48"
4	1	290111	Ground Strap
5	1	361149	Battery Box
6	1	361192	Battery Box Support
7	2	900129	3/8 UNC x 1 Hex Bolt
8	4	914094	3/8 UNC Lock Nut
9	2	901149	5/8 UNC x 8 1/2 Carriage Bolt



MISCELLANEOUS FRAME COMPONENTS

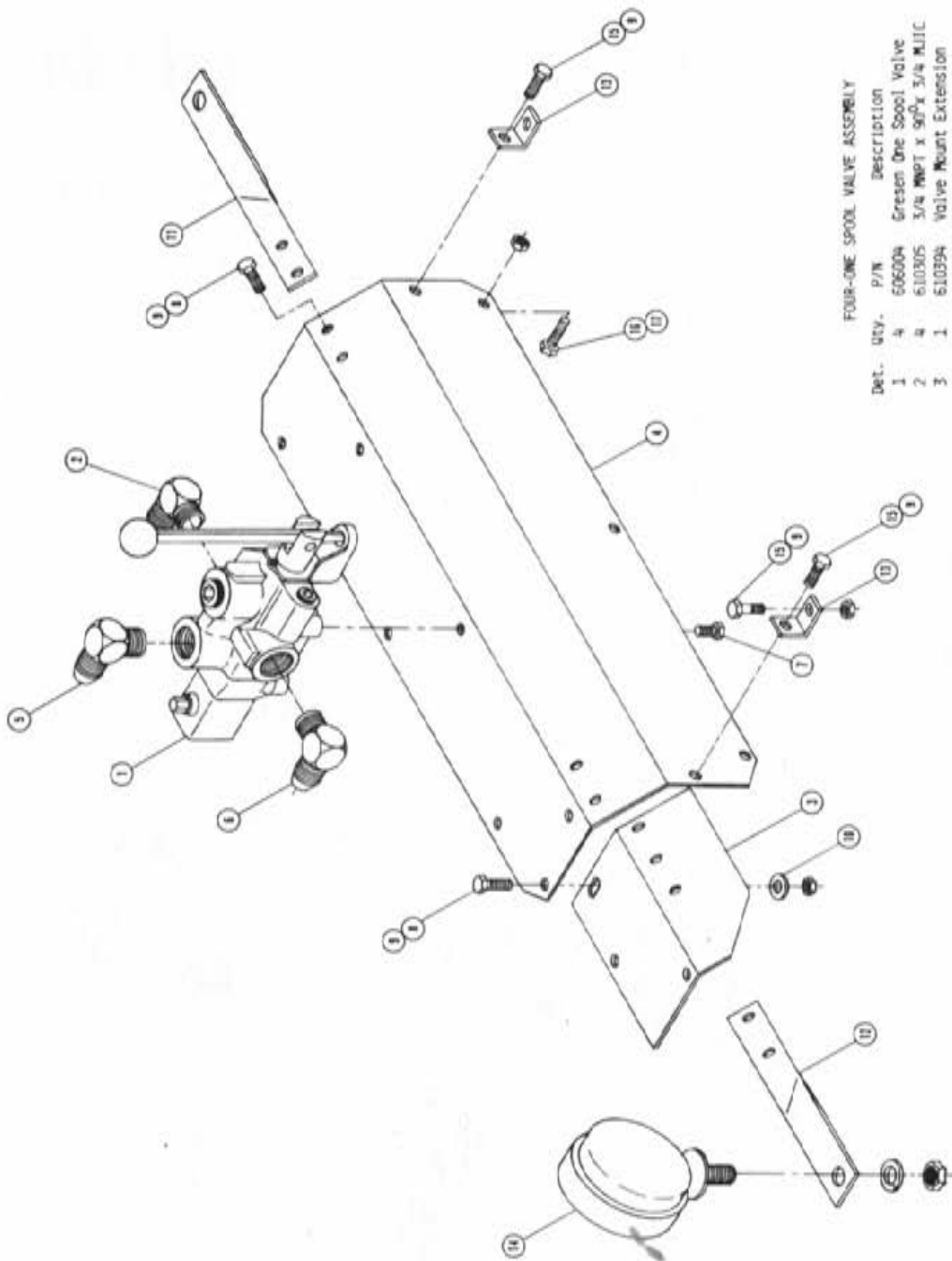
Qty.	P/N	Description
1	341099	Side Rail Tube Weldment
2	341311	Upper Side Rail Channel Weldment
3	360305	Two Step Ladder Weldment
4	360441	One Step Ladder Weldment
5	360942	Ladder Mounting Plate
6	361162	Carriage Pivot Pin Weldment
7	473937	3/8 Dia. x 2 1/2 Ball Pin
8	900136	3/8 UNC x 3 Hex Bolt
9	914004	3/8 UNC Lock Nut
10	900534	1/2 UNC x 5 Hex Bolt
11	914016	1/2 UNC Lock Nut

SHEET METAL ASSEMBLY



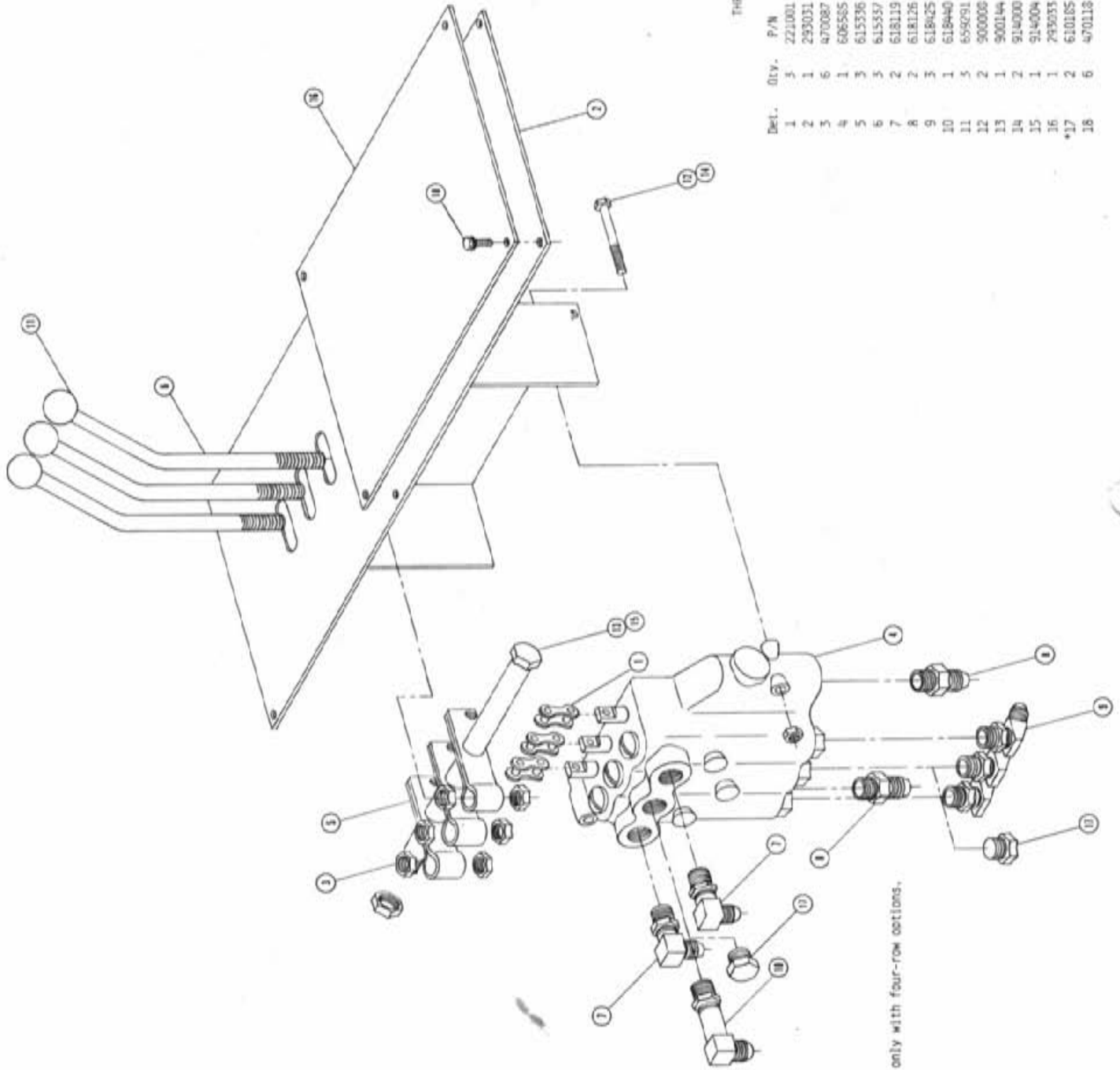
- 341356 Engine Hood Prop Weldment
- 341362 Left Side Plate Extension
- 341363 Right Side Plate Extension
- 341365 Screen Side Plate Extension
- 470089 1/4 UNC Nut/Bolt
- 470121 Upper Rear Panel Screen Clip
- 470122 Lower Rear Panel Screen Clip
- 472549 Slow Moving Vehicle Sign
- 656567 Strobe Mounting Bracket
- 656568 Rubber Hook
- 656569 Rubber Hook Anchor Bracket
- 485055 3/16 x 3/8 Pop Rivet
- 900000 1/4 UNC x 3/4 Hex Bolt
- 657260 Left Side Screen
- 657261 Right Side Screen
- 657262 Lower Back Panel
- 657263 Lower Rear Panel
- 657264 Upper Rear Panel
- 657265 Lower Rear Panel Screen
- 130116 Trim
- 655587 Left Engine Hood
- 655588 Right Engine Hood
- 914000 1/4 UNC Lock Nut
- 655580 Mullion Weldment
- 470118 1/4 UNC x 3/4 Flanged Bolt
- 470121 1/4 UNC x 1 1/2 Hex Bolt
- 900005 Stroke And Tapping Screw
- 241036 #10 x 3/16 Self-Tapping Screw
- 657172 Lower Rear Engine Screen
- 657173 Bottom Engine Panel Weldment
- 657174 Left Front Fender Cover Support
- 657175 Right Front Fender Cover Support
- 657176 Aux Pump Squeeze Shield
- 900000 1/4 UNC x 1/2 Hex Bolt
- 659727 Lower Front Sield
- 291114 Flesher & Side Marker Light

Qty.	P/N	Description
1	341356	Engine Hood Prop Weldment
1	341362	Left Side Plate Extension
1	341363	Right Side Plate Extension
1	341365	Screen Side Plate Extension
10	470089	1/4 UNC Nut/Bolt
1	470121	Upper Rear Panel Screen Clip
1	470122	Lower Rear Panel Screen Clip
1	472549	Slow Moving Vehicle Sign
1	656567	Strobe Mounting Bracket
1	656568	Rubber Hook
1	656569	Rubber Hook Anchor Bracket
1	485055	3/16 x 3/8 Pop Rivet
1	900000	1/4 UNC x 3/4 Hex Bolt
1	657260	Left Side Screen
1	657261	Right Side Screen
1	657262	Lower Back Panel
1	657263	Lower Rear Panel
1	657264	Upper Rear Panel
1	657265	Lower Rear Panel Screen
1	130116	Trim
1	655587	Left Engine Hood
1	655588	Right Engine Hood
1	914000	1/4 UNC Lock Nut
1	655580	Mullion Weldment
1	470118	1/4 UNC x 3/4 Flanged Bolt
1	470121	1/4 UNC x 1 1/2 Hex Bolt
1	900005	Stroke And Tapping Screw
1	241036	#10 x 3/16 Self-Tapping Screw
1	657172	Lower Rear Engine Screen
1	657173	Bottom Engine Panel Weldment
1	657174	Left Front Fender Cover Support
1	657175	Right Front Fender Cover Support
1	657176	Aux Pump Squeeze Shield
1	900000	1/4 UNC x 1/2 Hex Bolt
1	659727	Lower Front Sield
2	291114	Flesher & Side Marker Light



FOUR-ONE SPOOL VALVE ASSEMBLY

DET.	QTY.	P/N	Description
1	4	606004	Greson One Spool Valve
2	4	610305	3/4 MPT x 90° x 3/4 MJIC
3	1	610394	Valve Mount Extension
4	1	610406	Valve Mount Weldment
5	4	611124	1/2 MPT x 90° x 7/8 MJIC
6	4	618156	3/4 MPT x 90° x 7/8 MJIC
7	4	900126	3/8 UNC x 1/2 Hex Bolt
8	6	900128	3/8 UNC x 3/4 Hex Bolt
9	10	914004	3/8 UNC Lock Nut
10	1	920002	3/8 Flat Washer
11	1	941420	Right Light Bracket
12	1	941421	Left Light Bracket
13	2	610395	Valve Mount Angle
14	2	231089	Headlight
15	4	900129	5/8 UNC x 1 Hex Bolt
16	3	900002	1/4 UNC x 3/4 Hex Bolt
17	3	914000	1/4 UNC Stover Nut



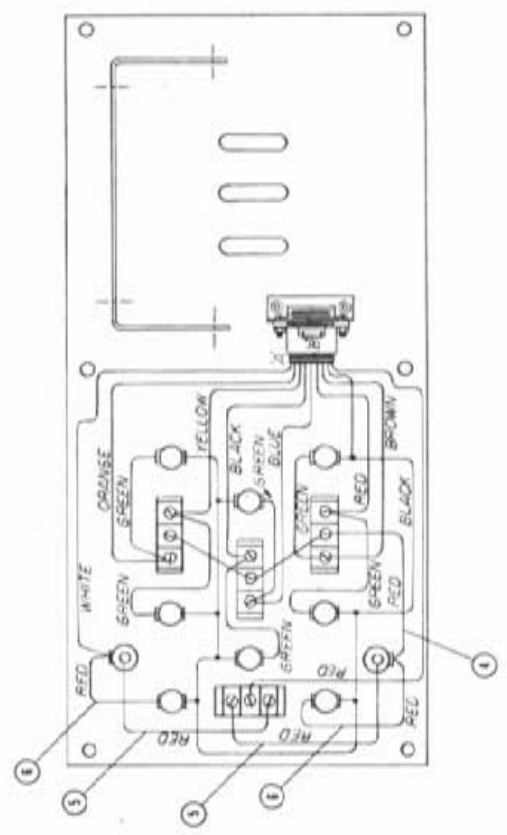
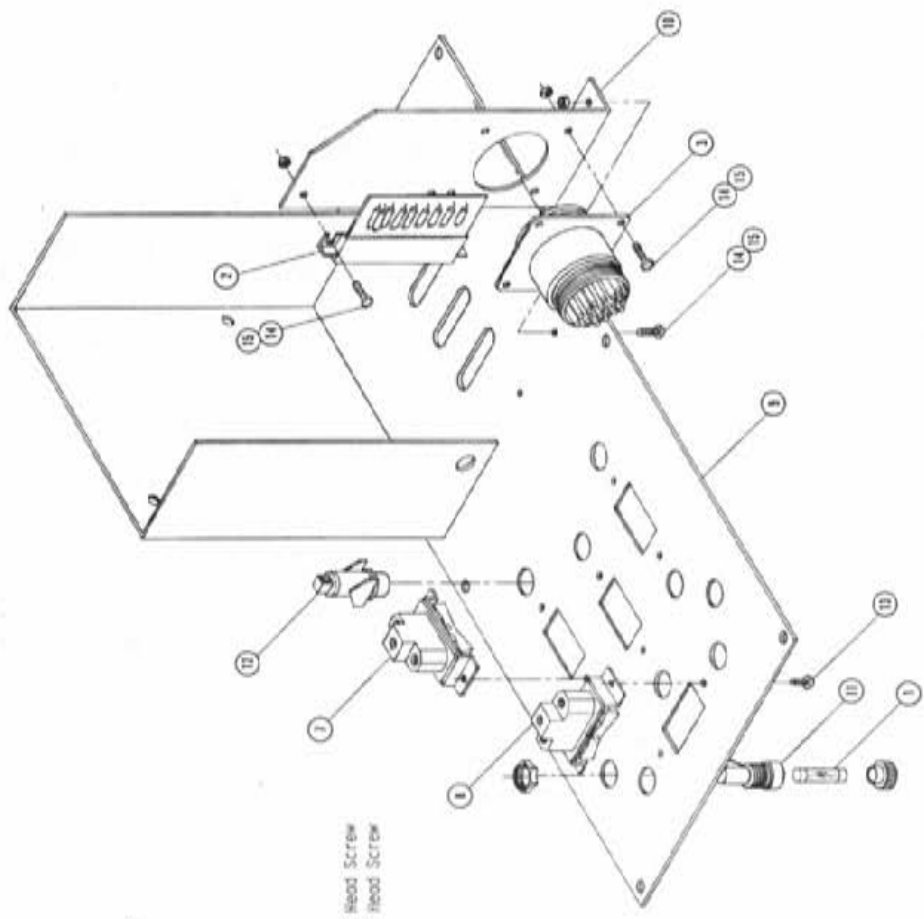
THREE SPOOL VALVE ASSEMBLY

Qty.	P/N	Description
1	221001	Connector Link Clid
2	292031	Valve Mount Weldment
3	470087	3/8 UNC Whitz Nut
4	606585	Cessna Three Spool Valve
5	615336	Valve Handle Link
6	615557	Valve Handle
7	618119	9/16 TOR-90°-9/16 NJIC
8	618126	9/16 TOR x 9/16 NJIC
9	618425	9/16 TOR-45°-9/16 NJIC
10	618440	9/16 TOR-90°-9/16 Long JIC
11	659091	1" Dia. Ball Knob
12	900000	1/4 UNC x 2 1/2 Hex Bolt
13	900144	3/8 UNC x 6 1/2 Hex Bolt
14	914000	1/4 UNC Lock Nut
15	914004	3/8 UNC Lock Nut
16	993033	Switch-Plate Cover
*17	610185	9/16 O-Ring Plug
18	470118	1/4 UNC x 3/4 Flanged Hex Bolt

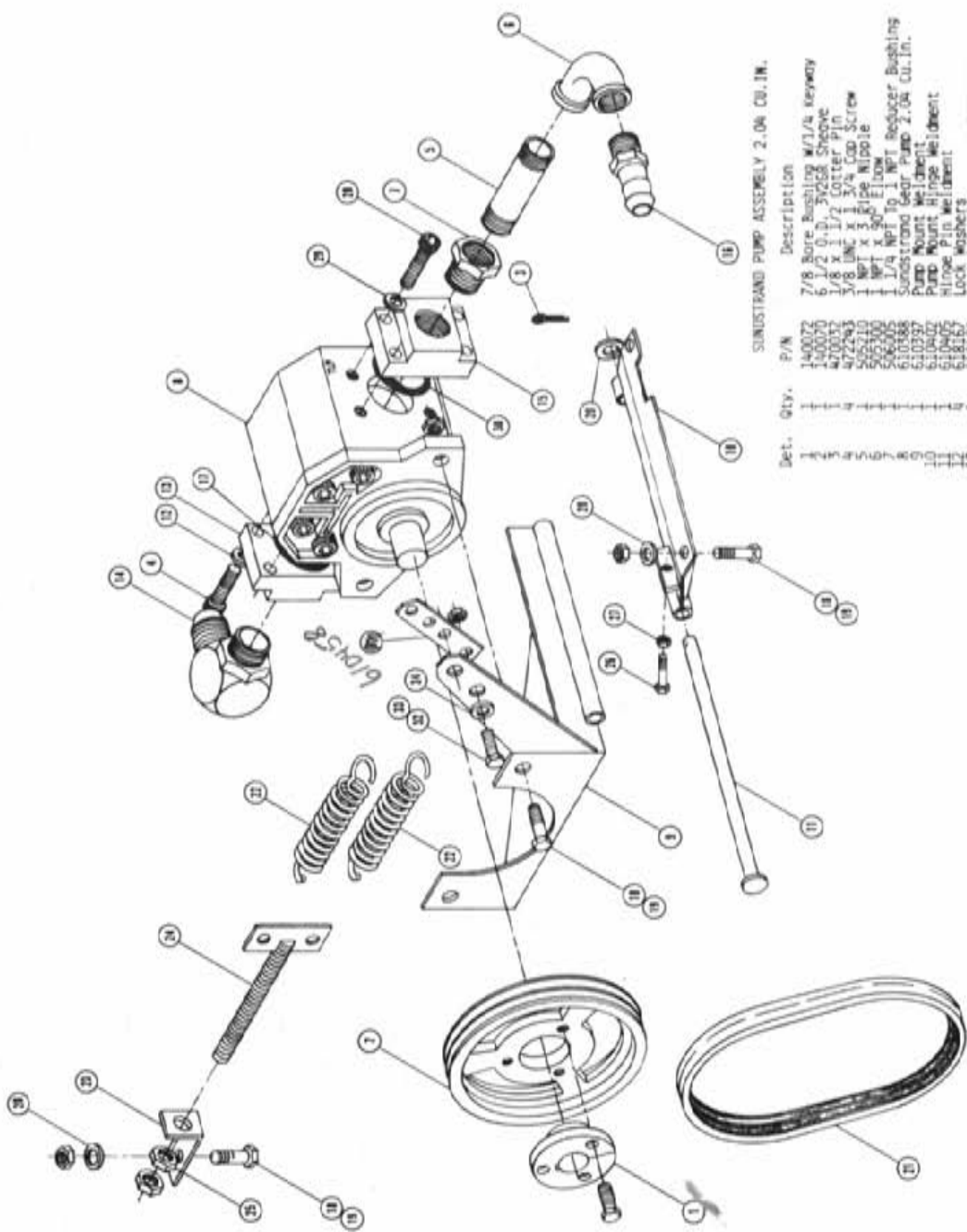
NOTE: Item 17 is used only with four-row options.

TASSELTRON COVER ASSEMBLY

Qty.	P/N	Description
1	291402	10 Amp Fuse
2	293005	Diode Circuit Board
3	293007	Control Box Wire Harness
4	293011	Manual Switch Harness
5	293012	Wire, Fuse to Switch
6	293019	Wire, Fuse to Limit
7	293025	Manual Switch
8	293026	Auto and Manual Switch
9	293031	Switch Plate Mount
10	293034	Circuit Board Mount
11	298011	Fuse Holder
12	390318	Indicator Light
13	903804	6-32 x 1/4 Slotted Round Head Screw
14	905812	6-32 x 1/2 Slotted Round Head Screw
15	910022	6-32 Hex Nut



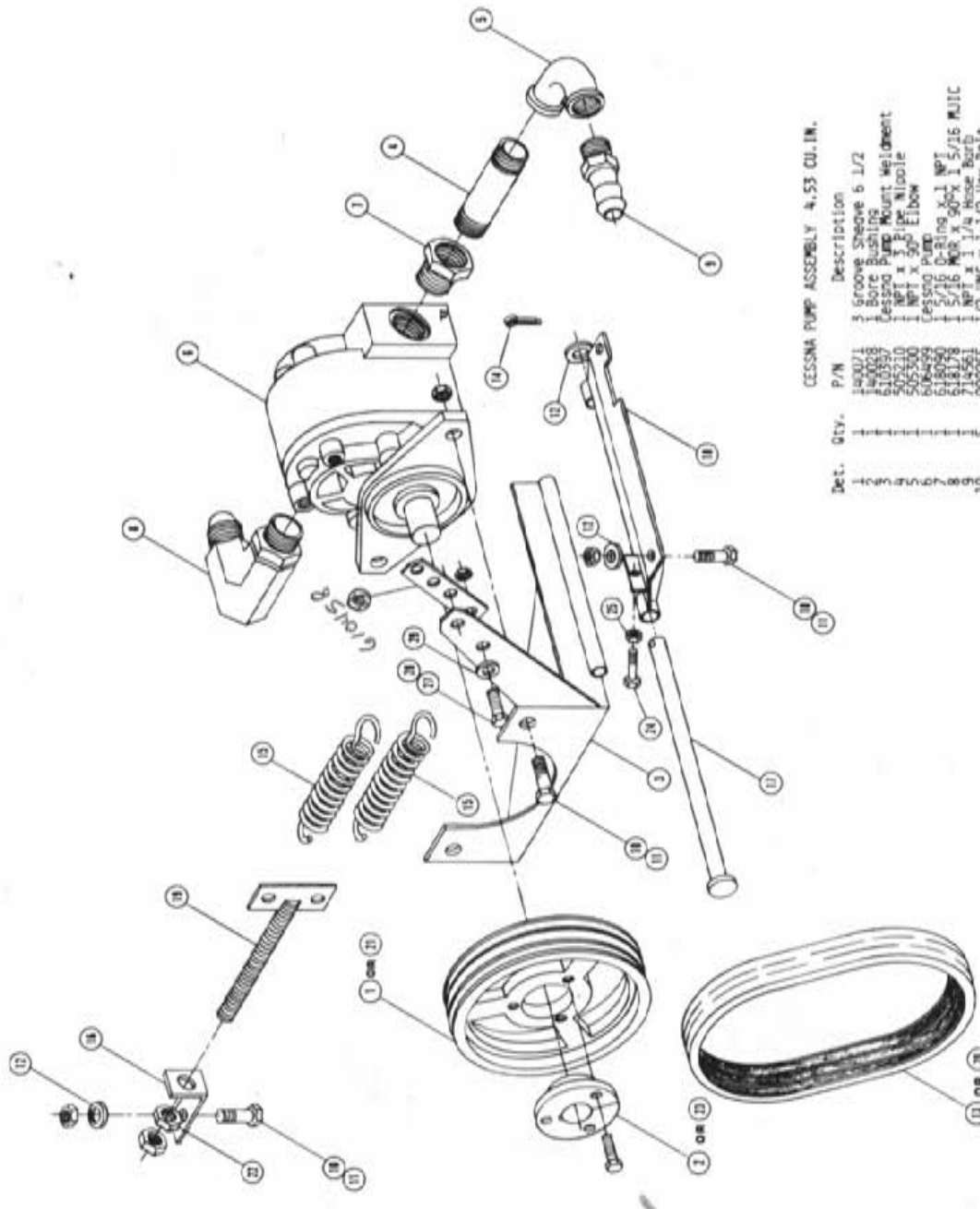
NOTE: The diagram to the left shows how the components are connected to each other through connector "A" wires. That connect circuit board "B" to connector "A" are not shown.



SUNI STRAND PUMP ASSEMBLY 2.04 CU. IN.

Det.	Qty.	P/N	Description
1	1	1400072	7/8 Bore Bushing W/1/4 Keyway
2	1	1400070	6 1/2 O.D. 3/258 Shrove
3	1	4700337	1/8 x 1 1/2 Cotter Pin
4	1	4722433	3/8 UNC x 1 3/4 Cap Screw
5	1	5252110	1 NPT x 3/4 Pipe Nipple
6	1	5252000	1 NPT x 3/4 Elbow
7	1	5269315	1 1/4 NPT to 1 NPT Reducer Bushing
8	1	6103028	Sunstrand Gear Pump 2.04 CU. IN.
9	1	6103027	Pump Mount Weldment
10	1	6103026	Pump Mount Flange Weldment
11	1	6181672	Lock Washers
12	1	6181766	1/4 Bolt Flange x 1 5/16 MS
13	1	6181728	5/16 MS x 9/16 x 1 5/16 MUC
14	1	6185550	1/4 Bolt Flange x 1 1/4 NPT
15	1	7145611	1 NPT x 1 1/4 Hose Barb
16	1	8702015	1 5/16 x 1 9/16 Neoprene O-Ring
17	1	9000765	1/2 UNC x 1 1/2 Hex Bolt
18	1	9140008	1/2 UNC Lock Nut
19	1	9200004	1/2 Flat Washer
20	1	1470006	2/Sunx1.75 Powerband Notch Belt
21	1	1820006	Spring Lightener Bracket
22	1	2114013	Spring Lightener Bolt Weldment
23	1	3114008	Spring Nut
24	1	4001330	3/8 UNC Hex Nut
25	1	4010004	3/8 UNC Hex Nut
26	1	4010004	3/8 UNC Hex Nut
27	1	4010004	3/8 UNC Hex Nut
28	1	4010004	3/8 UNC Hex Nut
29	1	4010004	3/8 UNC Hex Nut
30	1	4010004	3/8 UNC Hex Nut
31	1	4010004	3/8 UNC Hex Nut
32	1	4010004	3/8 UNC Hex Nut
33	1	4010004	3/8 UNC Hex Nut
34	1	4010004	3/8 UNC Hex Nut

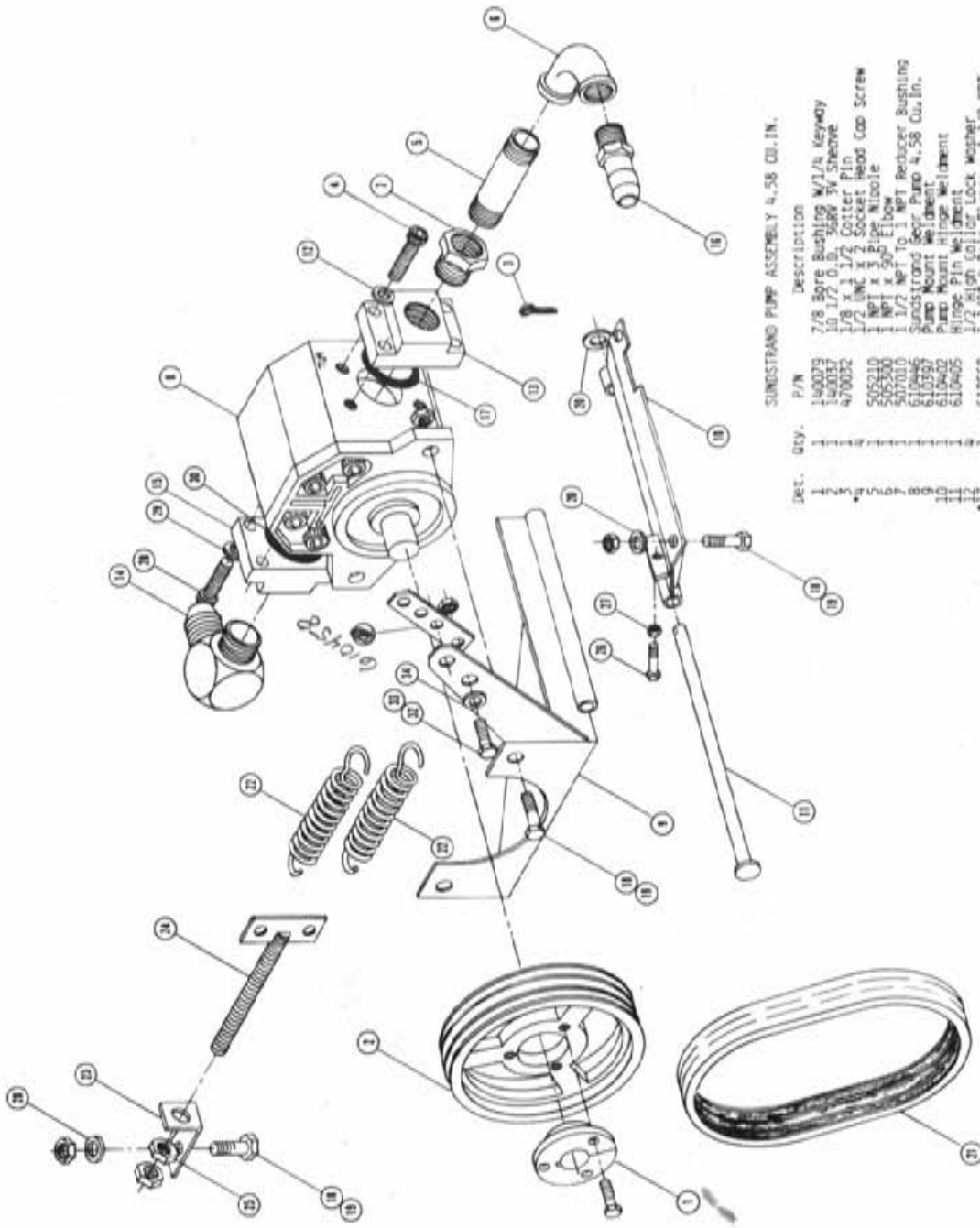
Note: Items 29 & 30 Come With 618550 - 1 1/4" + Bolt Flange.



CESSNA PUMP ASSEMBLY 4.53 CU. IN.

Det.	Qty.	P/N	Description
1	1	140014	3 Groove Sheave 6 1/2
2	1	140015	1 Bore Bushing
3	1	140016	1 Cast Pump Mount Weldment
4	1	205210	1 1/2" x 2" Elbow
5	1	205210	1 NPT x 2" Elbow
6	1	610494	CESSNA PUMP
7	1	618050	1 5/16 O-Ring X-1 NPT
8	1	618178	1 5/16 Mbr. X 90° X 1 5/16 MJIC
9	1	714561	1 NPT x 1 1/4 Hose Barb
10	1	900025	1/2 UNC X 1 1/2 Hex Bolt
11	1	914008	1/2 UNC LOCK NUT
12	1	147007	1/2 Flat Washer
13	1	520004	3/8x3/4x5 Powerband Wtch Belt
14	1	470032	1/8 x 1 1/2 Cotter Pin
15	1	482006	Spring Tightener Bracket
16	1	210422	Spring Mount Hinge Pin Weldment
17	1	610462	1/2" x 1 1/2" x 1/4" Flat Washer
18	1	610466	Spring Tightener Bolt Weldment
19	1	610468	3/8" x 1 1/2" Power Band Wtch Bolt
20	1	140017	1 1/2 x 3 Groove Sheave
21	1	910008	1/2 UNC Nut
22	1	140015	1" Bore Bushing
23	1	900130	3/8 UNC X 1 1/4 Hex Bolt
24	1	510004	3/8 UNC Hex Nut
25	1	610456	Spring Arm Extension Mount
26	1	900025	1/2 UNC X 1 1/2 Hex Bolt
27	1	914007	1/2 UNC Stover Nut
28	1	520001	5/16 SAE Flat Washer

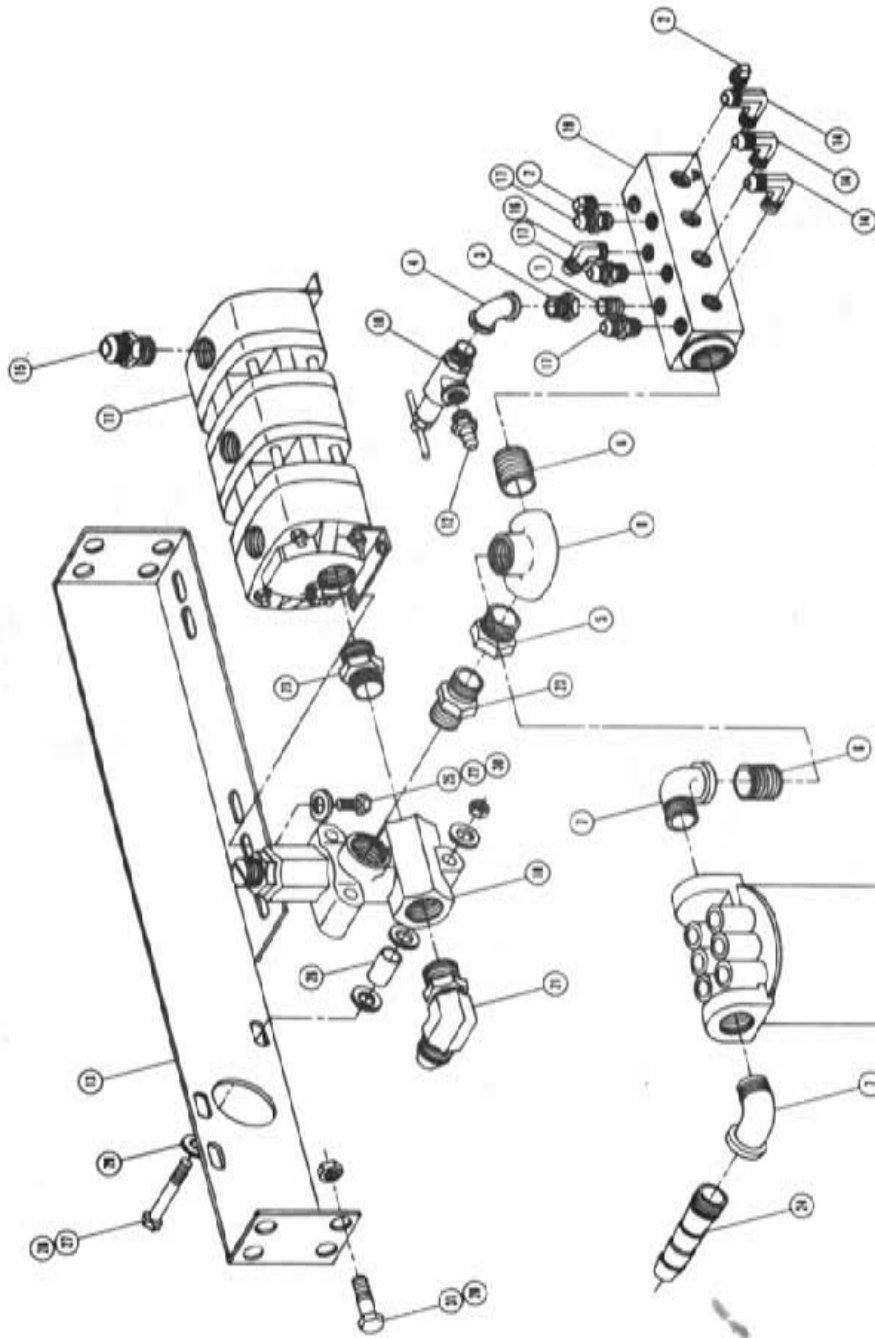
Note: Items 2, 20, And 21 Are Used With Eight-Row Options.



SUNSTRAND PUMP ASSEMBLY 4.58 O.D. IN.

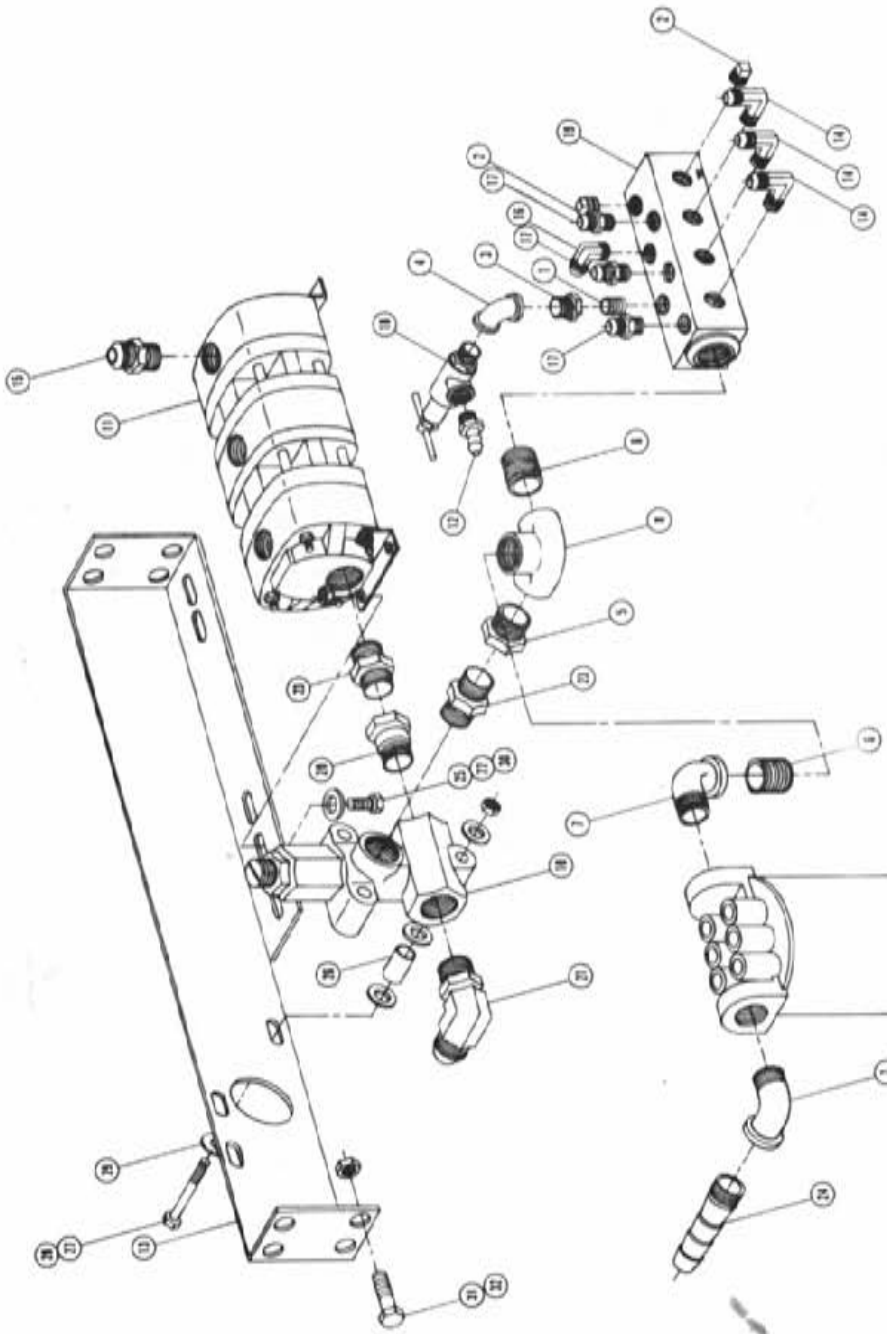
QTY.	P/N	Description
1	190079	7/8 Bore Bushing M/1/4 Keyway
1	140037	1.0 1/2 O.D. 36KV 3V Sheave
1	470032	1/8 X 1 1/2 Cutter Pin
1	505210	1/2 UNC X 2 Socket Head Cap Screw
1	505210	NPT X 2.000 Flat Washer
1	505210	1/2 Hex Bolt
1	505210	1/2 Hex Nut
1	505210	1/2 Hex Socket Head Cap Screw
1	505210	1/2 Hex Washer
1	505210	1/2 Hex Lock Nut
1	505210	1/2 Hex Flat Washer
1	505210	1/2 Hex Powerband Notch Belt
1	505210	1/2 Hex Hinge Pin
1	505210	1/2 Hex Collar Lock Washer
1	505210	1/4 NPT X 90 X 1 1/2 NPT
1	505210	1/4 NPT X 90 X 1 5/16 M/JC
1	505210	1/4 NPT X 1 1/4 Flange X 1 1/4 NPT
1	505210	1/8 X 1 1/4 Hose Barb
1	505210	1/8 X 1 1/4 O-Ring
1	505210	1/2 UNC X 1 1/2 Hex Bolt
1	505210	1/2 UNC Lock Nut
1	505210	1/2 UNC Flat Washer
1	505210	1/2 UNC Powerband Notch Belt
1	505210	Spring Tightener Bracket
1	505210	Spring Tightener Bolt
1	505210	1/2 UNC Nut
1	505210	1/8 UNC X 1 1/4 Hex Bolt
1	505210	1/2 UNC X 1 1/4 Hex Bolt
1	505210	7/16 UNC X 1 3/4 Socket Head Cap Screw
1	505210	1 3/4 X 1 1/2 O-Ring
1	505210	Spring Arm Extension Mount
1	505210	5/16 UNC X 1 Hex Bolt
1	505210	5/16 UNC Stover Nut
1	505210	5/16 SAE Flat Washer

Note: Items 29 & 30 Come With 618550 - 1 1/4" 4-Bolt Flange.
Items 8 & 12 Come With 618568 - 1 1/2" 4-Bolt Flange.



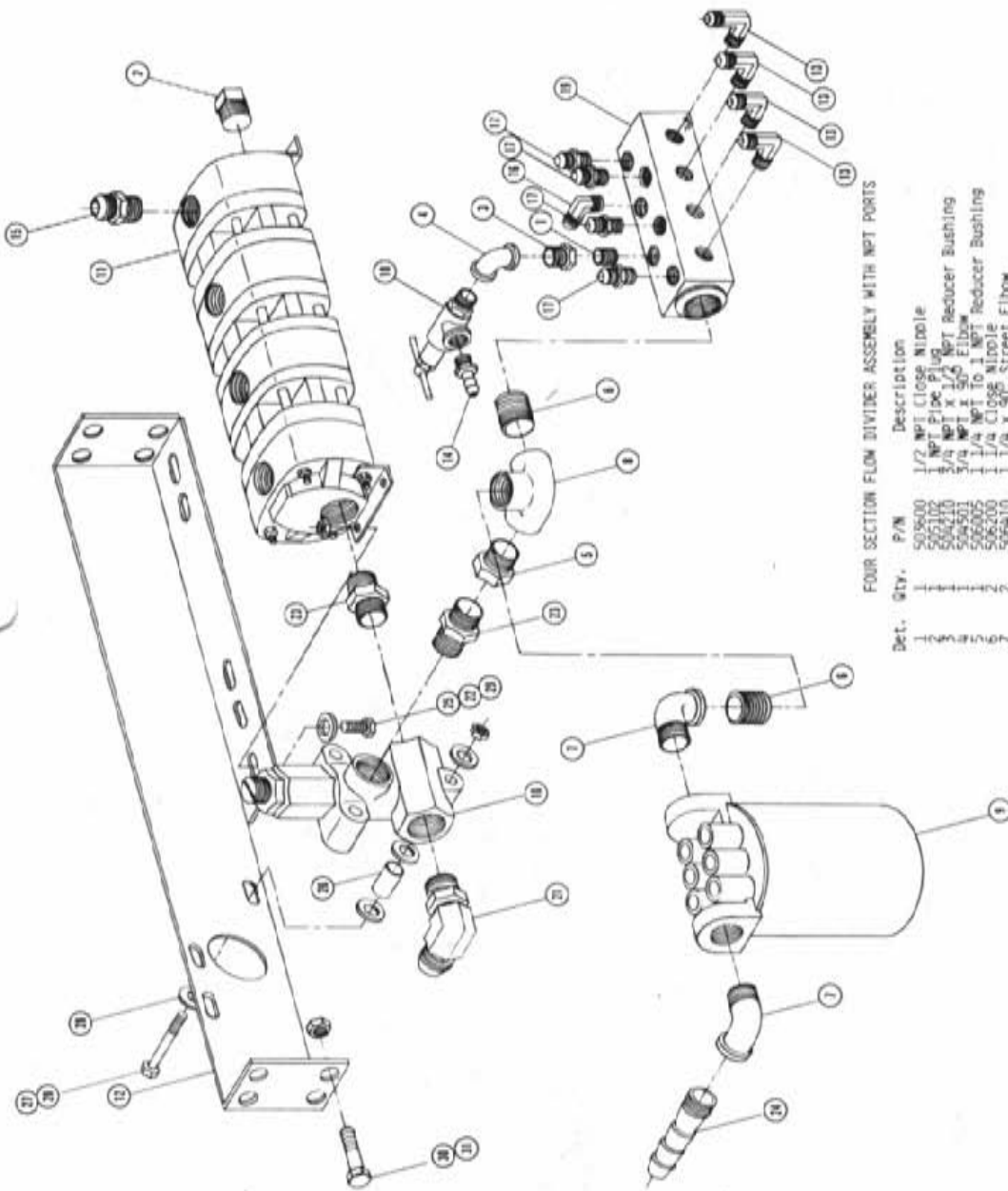
THREE SECTION FLOW DIVIDER ASSEMBLY WITH NPT PORTS

Qty.	P/N	Description
1	503500	1/2 NPT Close Nipple
1	504010	1/2 NPT Pipe Plug
1	504501	3/4 NPT x 1/2 NPT Reducer Bushing
1	506005	3/4 NPT x 90° Elbow
1	506200	1/4 NPT to 1 NPT Reducer Bushing
1	506210	1/4 NPT Close Nipple
1	506220	1/4 NPT x 90° Street Elbow
1	506230	1/4 NPT x 90° Side Outlet Elbow
1	506240	Carrier Filter
1	506250	Carrier Valve
1	610350	3 Section Flow Divider With NPT Ports
1	610350	3/8 NPT x 1/2 Hose Barb
1	610408	Return Relief Fillet Bracket Weldment
1	611124	1/2 NPT x 90° 7/8 MJIC
1	618059	3/4 NPT x 7/8 MJIC
1	611145	1/2 NPT x 90° 3/4 MJIC
1	611147	1/2 NPT x 5/4 MJIC
1	614240	3/4 NPT Relief Valve
1	614586	Rightfold Weldment
1	914004	1/2 UNC Stowel Nut
1	914078	1/2-16 NUT x 30 x 1 5/16 MJIC
1	914101	3/8 UNC Lock Washer
1	914220	1/4 x 5/16 NPT
1	914310	1/4 x 5/16 NPT Hose Barb
1	914344	5/8 O.D. x 1/8 Bushing
1	900073	5/16 UNC x 3 1/4 Hex Bolt
1	914002	5/16 UNC Lock Nut
1	900001	5/16 Flat Washer
1	900002	5/8 Flat Washer
1	900263	1/2 UNC x 1 Hex Bolt



THREE SECTION FLOW DIVIDER ASSEMBLY WITH O-RING PORTS

Qty.	P/N	Description
1	503600	1/2 NPT Close Nipple
1	503700	1/2 NPT Pipe Plug
1	504210	3/4 NPT x 1/2 NPT Reducer Bushing
1	505001	3/4 NPT x 90° Elbow
1	506005	1/4 NPT to 1 NPT Reducer Bushing
1	506200	1/4 NPT Close Nipple
1	506410	1/4 NPT x 90° Street Elbow
1	506421	1/4 NPT x 90° Side Outlet Elbow
1	506524	Relief Valve
1	506525	Relief Valve
1	610350	3 Section Flow Divider With O-Ring Ports
1	714250	3/4 NPT x 1/2 Hose Barb
1	610498	Return Relief Filter Sprocket Weldment
1	611124	1/2 NPT x 5/8 x 7/8 M.J.I.C.
1	611126	7/8 M.O.S. x 7/8 M.J.I.C.
1	611145	1/2 NPT x 5/8 x 3/4 M.J.I.C.
1	611147	1/2 NPT x 3/4 M.J.I.C.
1	614240	3/4 NPT Relief Valve
1	614266	Manifold Weldment
1	618050	1 5/16 M.O.S. x 1 NPT
1	628178	5/16 M.O.S. x 90° x 1 5/16 M.J.I.C.
1	314304	1/8 UNC LOCK NUT
1	312550	1/4 NPT x 1 5/16 NPS
1	620150	1/8 NPT x 1 5/16 NPS Hose Barb
1	314154	5/8 O.D. x 1 1/2 Bushing
1	900075	5/16 UNC x 5 1/4 Hex Bolt
1	914002	5/16 UNC Lock Nut
1	900001	5/16 Flat Washer
1	900002	5/8 Flat Washer
1	900053	1/2 Hex Bolt
1	914004	1/2 UNC Stover Nut

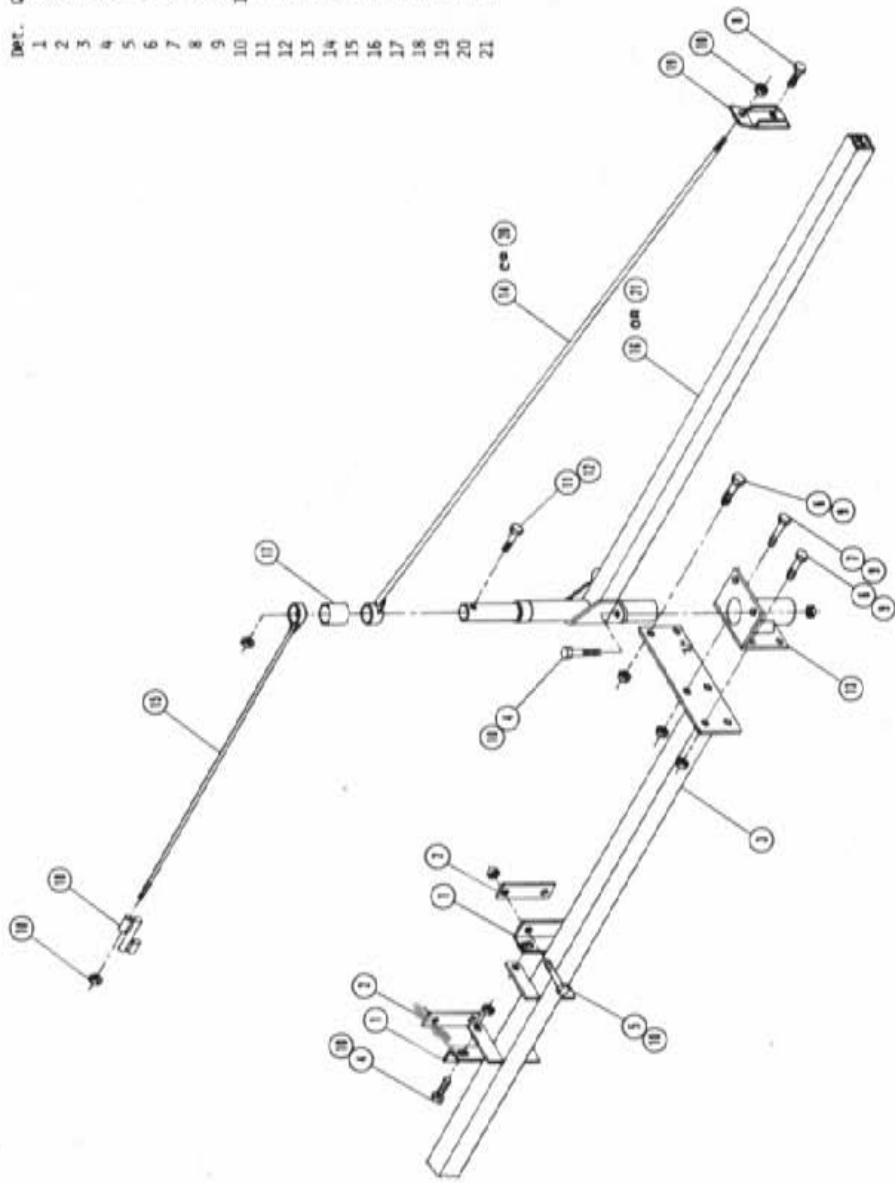


FOUR SECTION FLOW DIVIDER ASSEMBLY WITH NPT PORTS

Det.	Qty.	P/N	Description
1	1	509500	1/2 NPT Close Nipple
2	1	505102	1 NPT FIDC Plug
3	1	504210	3/4 NPT x 1/2 NPT Reducer Bushing
4	1	504501	3/4 NPT x 3/8 NPT Elbow
5	1	206005	1/4 NPT to 1 NPT Reducer Bushing
6	1	206200	1/4 Close Nipple
7	1	206210	1/4 Close Nipple Elbow
8	1	206211	1/4 x 3/8 Close Elbow
9	1	206201	Greeny Filter
10	1	206522	Relief Valve
11	1	610389	Four Section Flow Divider with NPT Ports
12	1	610408	Return Relief Filter Bracket Weldment
13	1	611126	1/2 NPT x 3/8 x 7/8 MJIC
14	1	719350	3/4 NPT x 1/2 Hose Barb
15	1	618059	3/4 NPT x 7/8 MJIC
16	1	611145	1/2 NPT x 3/8 x 5/4 MJIC
17	1	611147	1/2 NPT x 1/4 MJIC
18	1	614540	3/4 NPT Relief Valve
19	1	614566	Manifold Weldment
20	1	900073	5/16 UNC x 3/8 Hex Bolt
21	1	900128	3/16 NUT x 5/8 x 1 5/16 MJIC
22	1	900129	3/16 NUT x 1 1/2 Hex Bolt
23	1	900153	1/4 NUT x 1 1/4 Hex Bolt
24	1	900260	1/4 NPT x 1/4 Hose Barb
25	1	900002	3/8 SAE Flat Washer
26	1	914746	5/8 O.D. x 1/8 Bushing
27	1	914002	5/16 UNC Lock Nut
28	1	920001	5/16 SAE Flat Washer
29	1	914004	3/8 UNC Lock Nut
30	1	900263	1/2 UNC x 1 Hex Bolt
31	1	914004	1/2 UNC Stover Nut

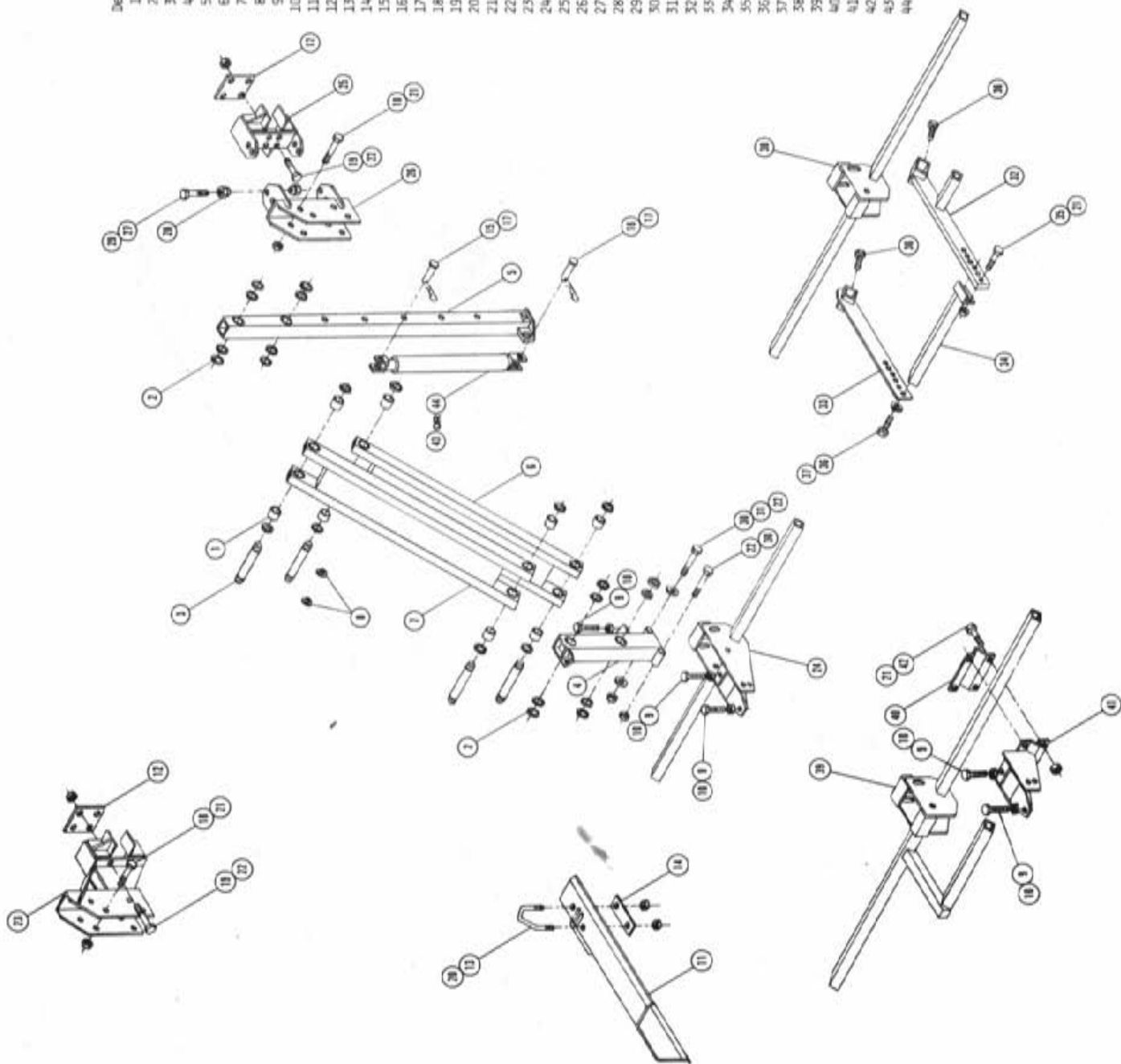
OUTRIGGER ASSEMBLY

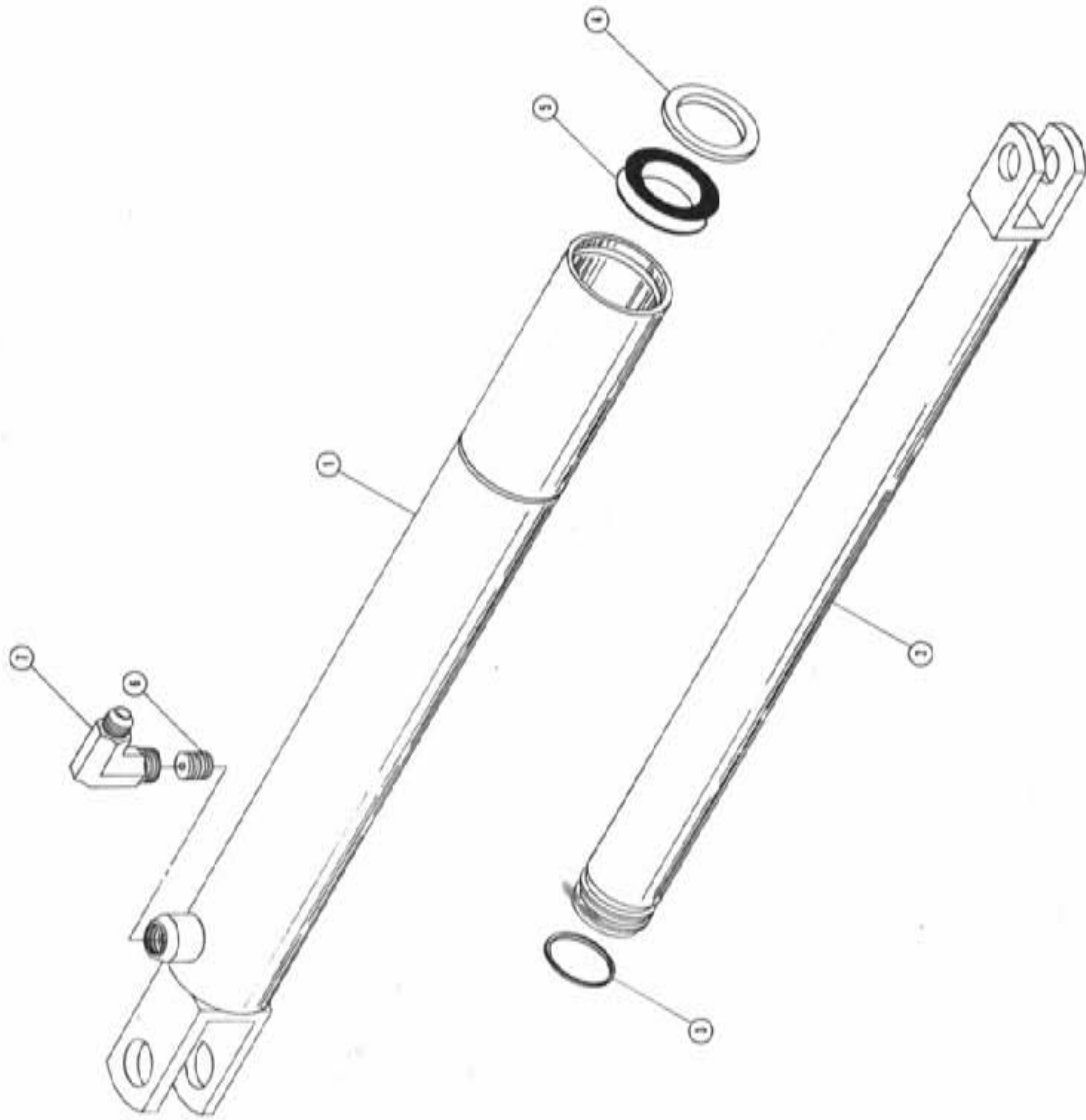
QTY.	P/N	Description
1	438206	Center Tool Bar Mount Bracket
2	438207	Center Tool Bar Mount Knecker
3	438169	Center Tool Bar Weldment
4	900265	1/2 UNC x 1 1/2 Hex Bolt
5	900274	1/2 UNC x 4 Hex Bolt
6	900335	5/8 UNC x 2 Hex Bolt
7	900352	5/8 UNC x 2 1/4 Hex Bolt
8	900129	5/8 UNC x 1 Hex Bolt
9	914010	5/8 UNC Stover Nut
10	914008	1/2 UNC Stover Nut
11	900002	1/4 UNC x 3/4 Hex Bolt
12	914000	1/4 UNC Stover Nut
13	001195	Outrigger Mount Weldment
14	001205	Tie Bar Weldment 48" Outrigger
15	001267	Center Tie Bar Weldment
16	001306	48" Outrigger Weldment
17	001310	Outrigger Post Spacer
18	001353	Tie Clamp Weldment
19	001355	Outrigger Support Bracket Weldment
20	001217	Tie Bar Weldment 93" Outrigger
21	001309	93" Outrigger Weldment



DETAILS LIFT ASSEMBLY

Det.	Qty.	P/N	Description
1	8	121025	Journal Bearing
2	24	200004	Carriage Pivot Pin Washer
3	4	438176	Pivot Pin
4	1	438177	Tool Bar Mount Weldment
5	1	438184	Hoist Column Weldment
6	1	438186	Lower Lift Arm Weldment
7	1	438157	Upper Lift Arm Weldment
8	5	629530	1 External Snap Ring
9	5	900538	1/2 UNC x 3 1/2 Hex Bolt Full Threaded
10	5	910008	1/2 UNC Hex Bolt
11	1	410048	Center Deflector Weldment
12	2	438165	Outrigger Hoist Hinge Keeper
13	1	410052	U-Bolt
14	1	410051	U-Bolt Clamp
15	1	470155	1 Dia. x 4" Picker Pin
16	1	472206	1 Dia. x 2 1/4 Picker Pin
17	4	611016	Hair Pin
18	8	900275	1/2 UNC x 4 1/2 Hex Bolt
19	8	900824	5/8 UNC x 5 1/2 Hex Bolt Grade 8
20	2	914002	5/16 UNC Stover Nut
21	14	914008	1/2 UNC Lock Nut
22	10	914010	5/8 UNC Stover Nut
23	1	438221	Center Hoist Bracket Weldment
24	1	438159	Tool Bar Weldment
25	1	438156	Outrigger Hoist Hinge Weldment
26	1	438161	Hoist Pivot Bracket Weldment
27	4	470145	Wheel Stud Nut
28	4	470146	Sleeve
29	4	900404	3/4 UNC x 2 1/2 Hex Bolt
30	2	900545	5/8 UNC x 4 1/2 Hex Bolt
31	2	920095	5/8 Flat Washer
32	1	438209	8-Row Puller Outer Arm Mount
33	1	438214	8-Row Puller Inner Arm Mount
34	1	438216	8-Row Puller Mount Weldment
35	2	900258	1/2 UNC x 2 1/2 Hex Bolt
36	3	900253	1/2 UNC x 1 Hex Bolt
37	1	920504	1/2 Lock Washer
38	1	438220	8-Row Tire Puller Tool Bar
39	1	438201	8-Row Cutter Tool Bar
40	1	410016	Hanger V
41	1	438199	T-Tool Mount Weldment
42	1	900265	1/2 UNC x 1 1/2 Hex Bolt
43	1	620900	Lift Cylinder
44	1	620225	Lift Cylinder

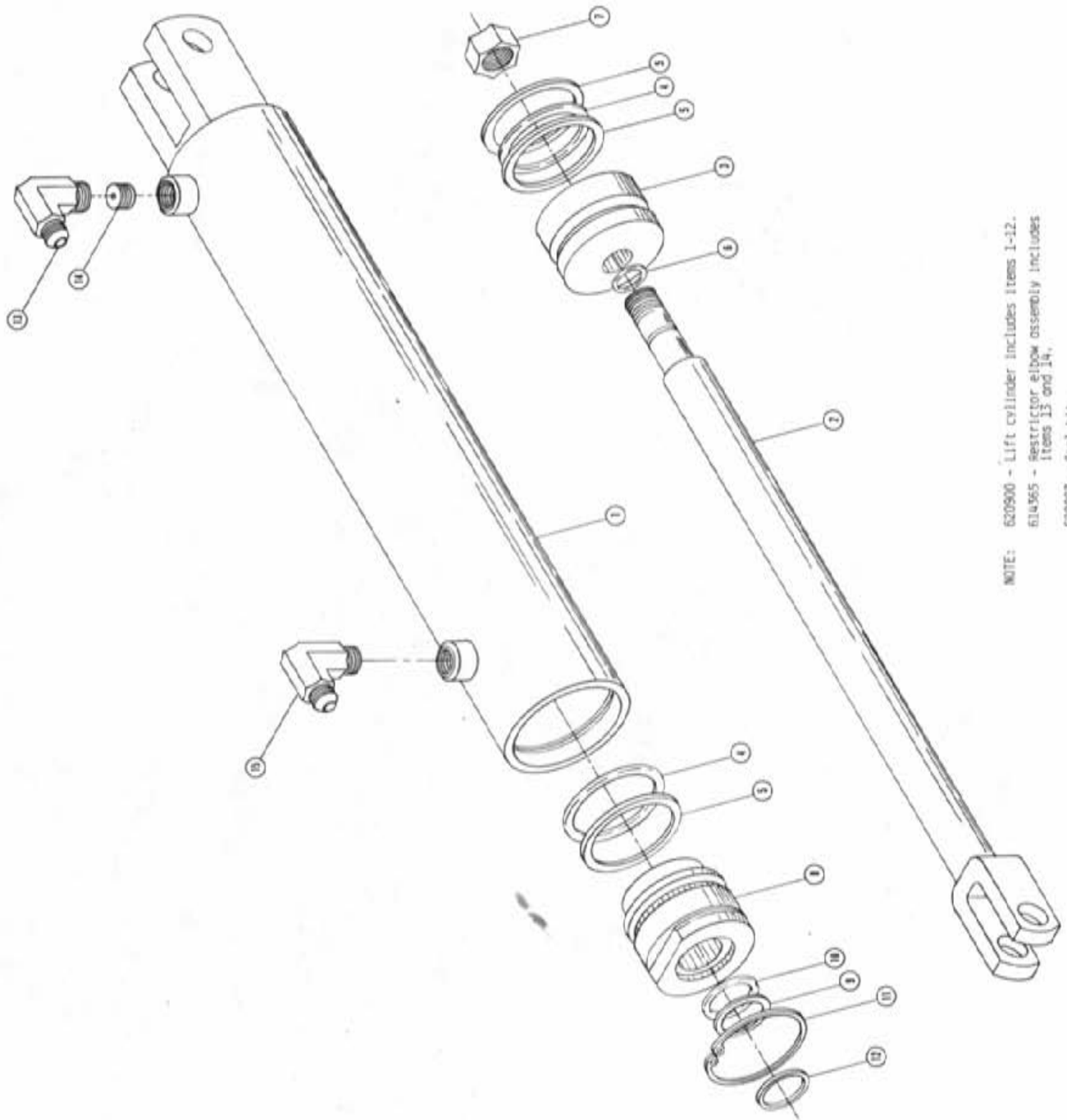




LIFT CYLINDER ASSEMBLY

Qty.	P/N	Description
1	620226	Tube Helament
2	620230	Shaft Helament
3	620523	Lock Ring
4	625027	Rod Wlder
5	629614	U-Cup Seal
6	614366	Restrictor Screw
7	440538	Restrictor Elbow

NOTE: 620225 - Lift Cylinder Includes Items 1-5.
 614365 - Restrictor elbow assembly includes items 6 and 7.



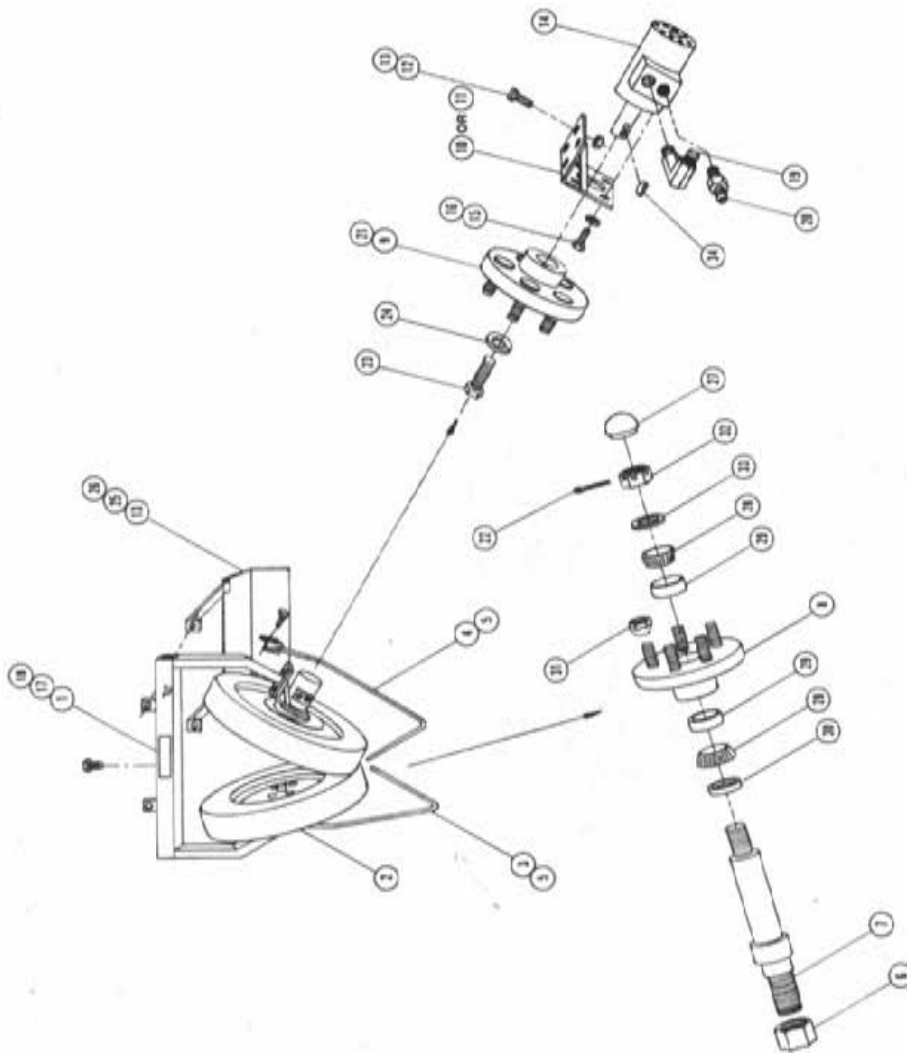
LIFT CYLINDER ASSEMBLY

Det.	Qty.	P/N	Description
1	1	620901	Tube Weldment
2	1	620905	Shaft Weldment
3	1	620081	Piston
4	2	870326	O-Ring
5	3	860326	Back-up Washer
6	1	870113	O-Ring
7	1	472297	3/4 UNF Lock Nut
8	1	620062	Gland
9	1	890214	Back-up Washer
10	1	870214	O-Ring
11	1	629505	Snap Ring
12	1	629003	Wiper
13	1	614558	Restrictor Elbow
14	1	614366	Restrictor Screw
15	1	611122	1/4 NPT-90°-9/16 NJIC

NOTE: 620900 - Lift cylinder includes items 1-12.
 614565 - Restrictor elbow assembly includes
 items 13 and 14.
 620083 - Seal kit.

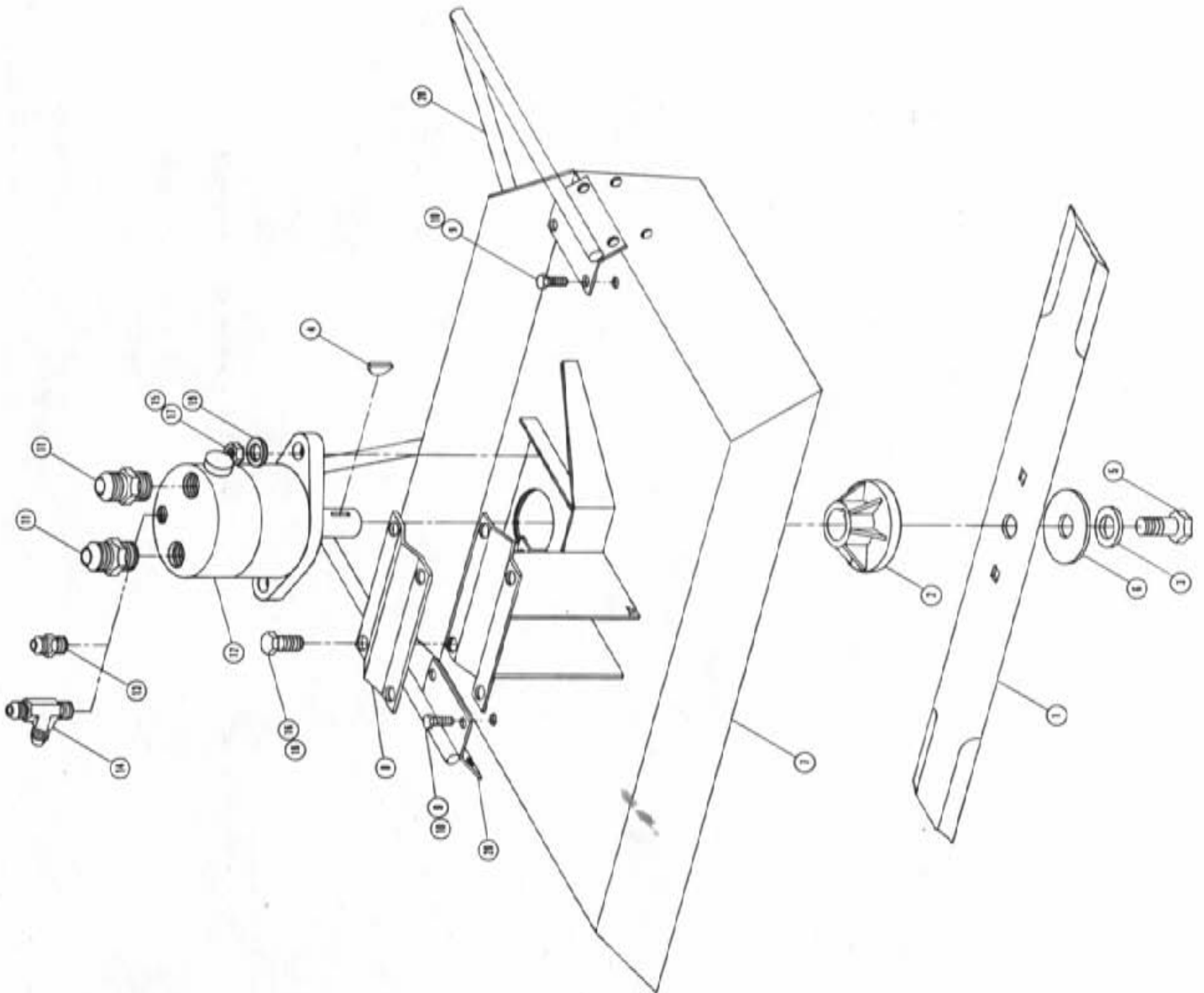
LEFT AND RIGHT PULLER HEAD ASSEMBLY

Det.	Qty.	P/N	Description
1	1	438000	Tire Puller Weldment
2	2	824503	Wheel W/Hub Tire
3	1	438048	Outside Stralk Guide
4	1	438050	Inside Stralk Guide
5	4	900064	5/16 UNC x 3/4 Hex Bolt
6	1	473060	1"-14 SAE Hex Nut
7	1	438009	Puller Spindle
8	1	824501	1" Taper Hub Group
9	1	438015	Hydraulic Hub Weldment
10	1	438010	Right Hydraulic Motor Housing
11	1	438014	Left Hydraulic Motor Housing
12	4	900130	3/8 UNC x 1 1/4 Hex Bolt
13	6	914004	3/8 UNC Lock Nut
14	1	604005	Hydraulic Motor W/Key
15	4	900128	3/8 UNC x 3/4 Hex Bolt
16	4	920502	3/8 Lock Washer
17	1	900763	1/2 UNC x 1 Hex Bolt
18	1	650820	Decal Cotton
19	1	611145	1/2 NPT x 50", 3/4 MJIC
20	1	611147	1/2 NPT x 3/4 MJIC
21	2	470853	1/4-20 x 1/4 Allen Head Set Screw
22	1	472008	5/32 x 1 Cotter Pin
23	1	900006	1/4 UNC x 1 3/4 Hex Bolt
24	1	920500	1/4 Lock Washer
25	1	438173	Tire Puller Shield Weldment
26	2	900129	3/8 UNC x 1 Hex Bolt
27	1	824507	Dust Cap
28	2	824504	Bearing Cone
29	2	824506	Bearing Cup
30	1	824505	Seal
31	5	824502	1/2-20 x 60° Wheel Stud Nut
32	1	129003	3/4 UNF Spindle Nut
33	1	920006	3/4 SAE Flat Washer
34	1	477022	#15 Woodruff Key



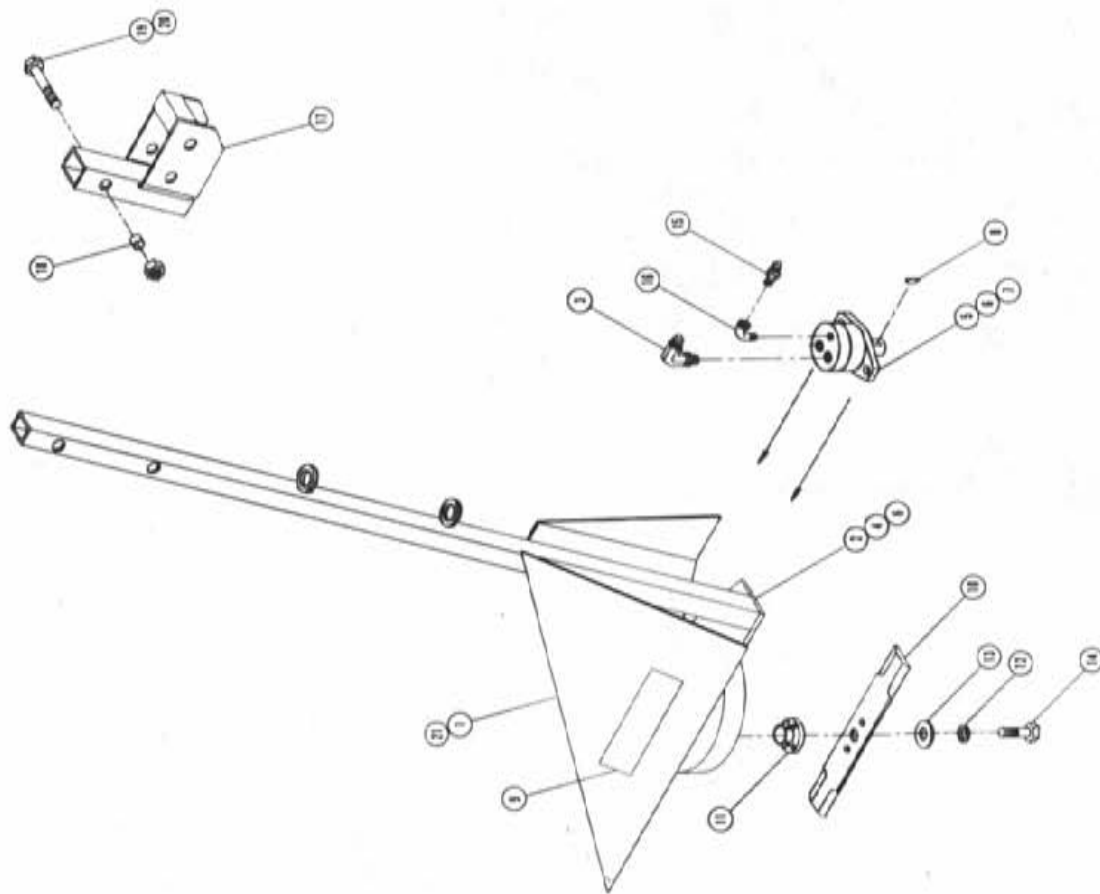
CUTTER HEAD ASSEMBLY

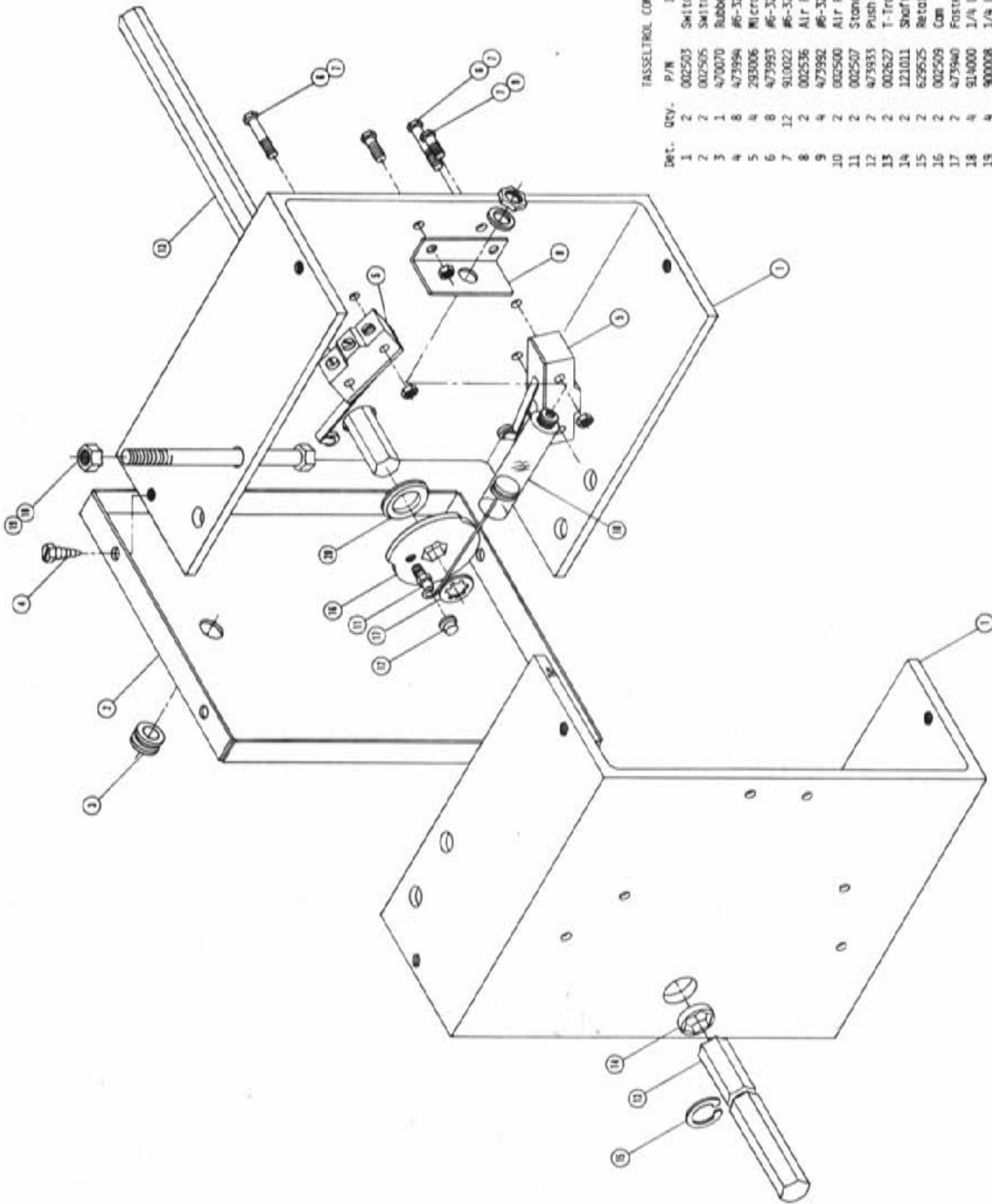
Qty.	P/N	Description
1	002103	18" Cutter Blade
2	002104	Clutch Body Blade
3	002105	Steel Lock Washer
4	002106	Key
5	002107	3/8 UNF x 1 1/2 Hex Bolt
6	002108	Steel Washer
7	002210	Cutter Top Weldment
8	410016	Hanger V
9	470118	1/4 UNC x 3/4 Flanged Hex Bolt
10	470121	1/4 UNC Flanged Nut
11	611125	3/4 MOR x 3/4 M/JIC
12	618203	Barnes Hydraulic Motor
13	618530	1/8 NPT x 9/16 M/JIC
14	618546	1/8 NPT Run Tee x 9/16 M/JIC
15	900130	3/8 UNC x 1 1/4 Hex Bolt
16	900265	1/2 UNC x 1 1/2 Hex Bolt
17	914004	3/8 UNC Stover Nut
18	914008	1/2 UNC Stover Nut
19	920002	3/8 SAE Flat Washer
20	002215	Cutter Stalk Guide Weldment



MALE CORN CUTTER ASSEMBLY

Det.	Qty.	P/N	Description
1	1	270800	Male Corn Cutter Weldment
2	1	270805	Drop Tube Weldment
3	2	618241	3/4 MGR x 90° 3/4 MJIC
4	2	900129	3/8 UNC x 1 Hex Bolt
5	2	900132	3/8 UNC x 1 3/4 Hex Bolt
6	4	914004	3/8 UNC Lock Nut
7	1	618203	Hydraulic Motor
8	1	002106	5/32 x 5/8 Key
9	1	650819	Cutting Blades Decal
10	1	092103	Cutter Blade
11	1	002104	Clutch Adapter
12	1	002105	Lock Washer
13	1	002108	Flat Washer
14	1	002107	Cutter Blade Bolt
15	1	618530	1/8 NPT x 9/16 MJIC
16	1	500000	1/8 NPT x 90° Street Elbow
17	1	270809	Male Corn Cutter Bracket
18	1	200015	Adjustment Tube Spacer
19	1	900275	1/2 UNC x 3 3/4 Hex Bolt
20	1	914008	1/2 UNC Lock Nut
21	1	472349	1/4 x 3/4 Tek Screw

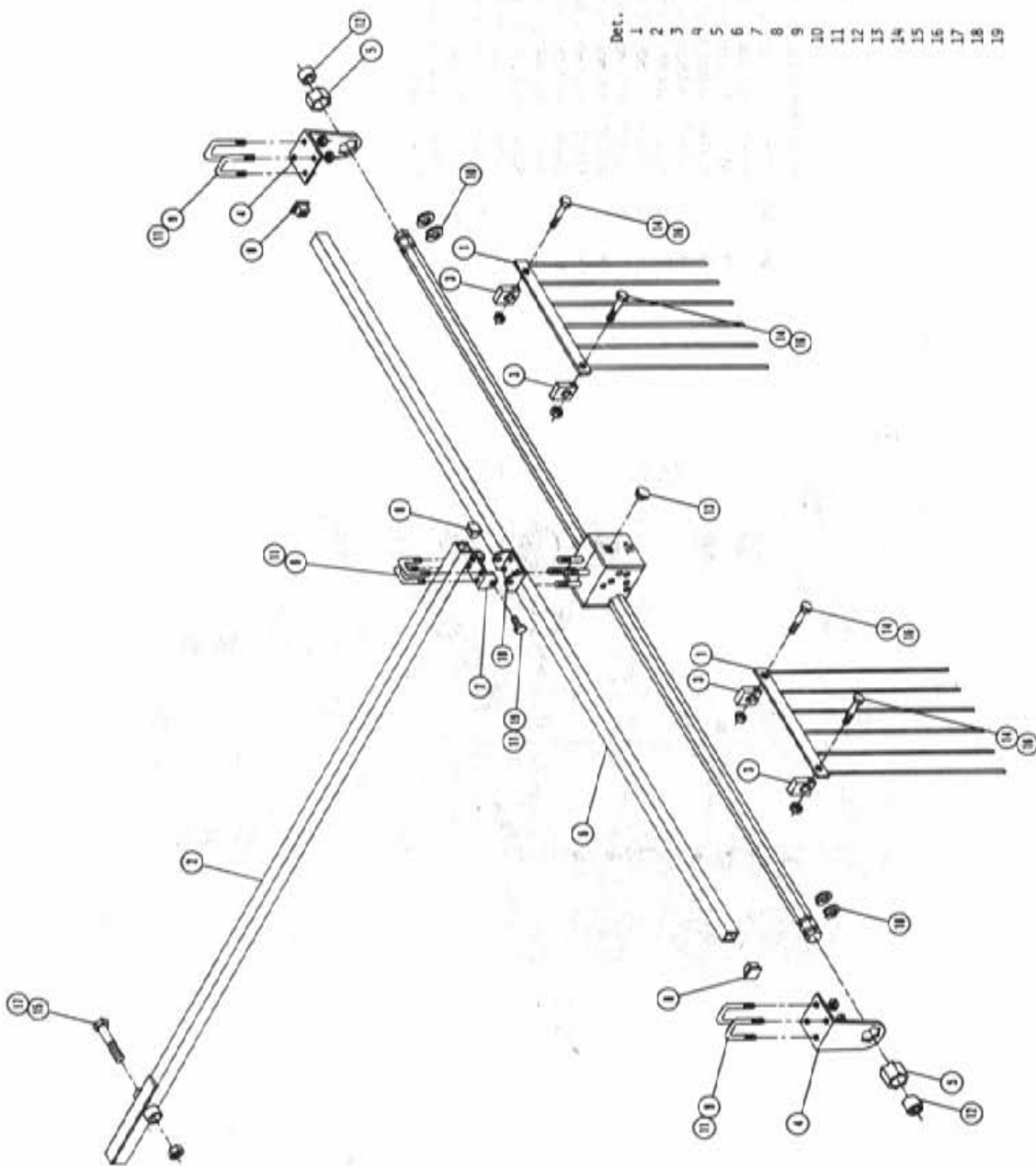




TASSELTRON CONTROL BOX ASSEMBLY

Qty.	P/N	Description
1	0002503	Switch Box Half
2	0002505	Switch Box End
3	470070	Rubber Grommet
4	473994	#6-32 x 3/8 Hex Head Screw
5	293006	Micro Switch
6	473993	#6-32 x 1 1/8 Hex Head Screw
7	910022	#6-32 Hex Nut
8	0002536	Air Pot Bracket
9	473992	#6-32 x 3/8 Hex Head Screw
10	0002500	Air Pot
11	0002507	Stand Off
12	473933	Push On Fastener
13	0002627	T-Trol Sensor Flog Shaft
14	121011	Shaft Bearing
15	629525	Retainer Ring
16	0002509	Cam
17	473940	Fastener Ring
18	914000	1/4 UNC Lock Nut
19	900008	1/4 UNC x 2 1/2 Hex Bolt
20	0002589	Spacer

Note: Each Switch Box Half Is Assembled Symmetrically Opposite.

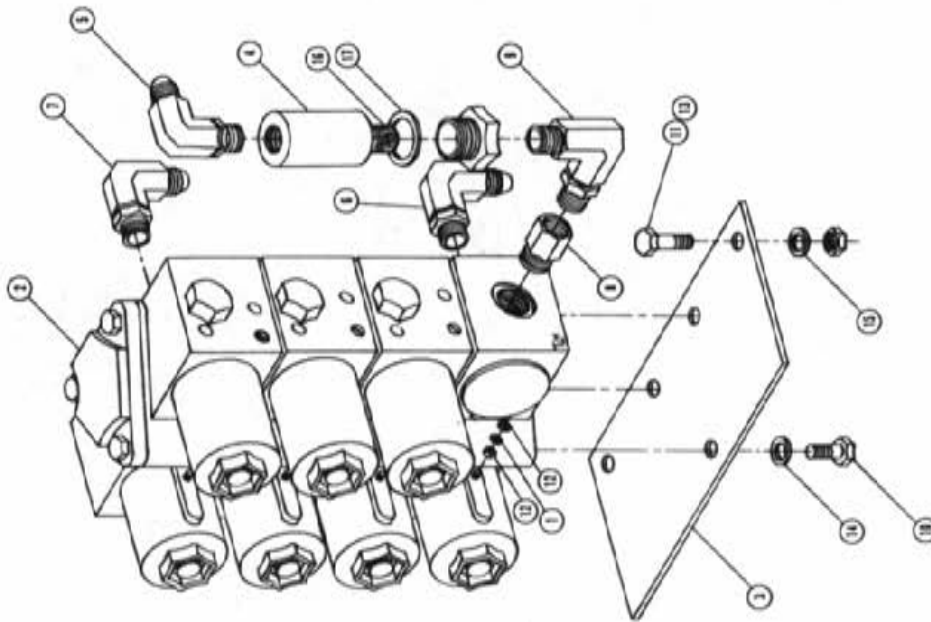


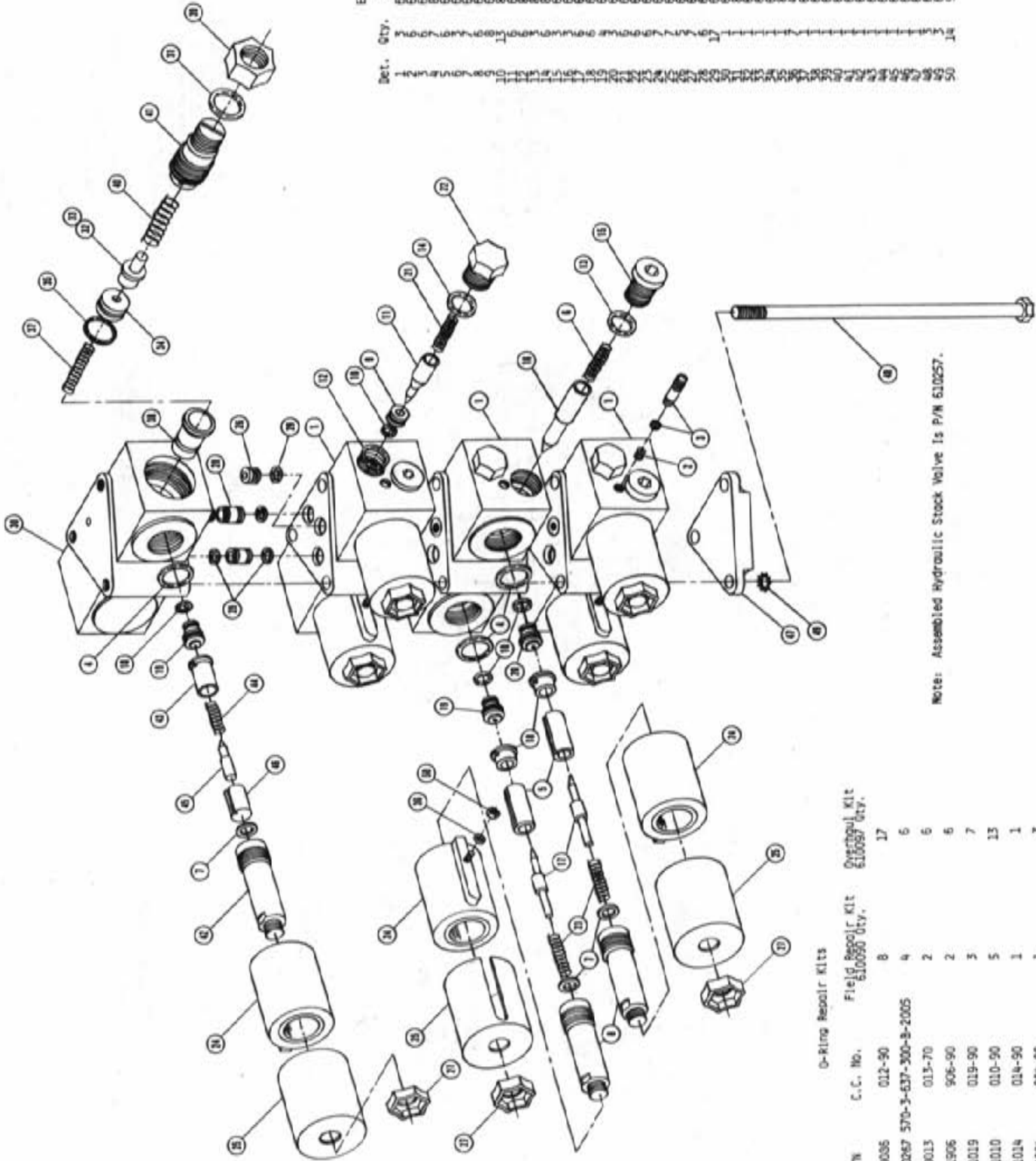
TASSELTRON SENSOR ASSEMBLY

Det.	Qty.	P/N	Description
1	2	002515	Sensor Flag Weldment
2	1	002530	T-Trail Sensor Arm Weldment
3	4	002513	Sensor Clamp
4	2	002587	Hex Bearing Hanger
5	2	002588	Hex Bearing
6	1	002528	Sensor Cross Tube
7	1	002579	Pivot Bracket
8	3	473943	1 1/2 Sq. Plug
9	6	473949	5/16 UNC x 1 9/16 H-Bolt
10	4	629525	Retainer Ring
11	14	914002	5/16 UNC Lock Nut
12	2	121011	Shaft Bearing
13	1	658174	Rubber Plug
14	4	900005	1/4 UNC x 1 1/2 Hex Bolt
15	1	900075	1/2 UNC x 4 1/2 Hex Bolt
16	4	914000	1/4 UNC Lock Nut
17	2	914008	1/2 UNC Lock Nut
18	1	002595	Small Pivot Bracket
19	2	900265	5/16 UNC x 1 Hex Bolt

ELECTROHYDRAULIC VALVE ASSEMBLY

Qty.	P/N	Description
1	473821	#10 Washer Internal Tooth
2	610257	Electric Hydraulic Stack Valve
3	610396	T-Trol Electric Valve Mount
4	610447	Hydraulic Inline Filter
5	611122	1/4 NPT x 90°x 9/16 MJIC
6	618115	3/4 NPT x 90°x 9/16 MJIC
7	618119	9/16 NPT x 90°x 9/16 MJIC
8	618170	3/4 NPT x 9/16 FOR
9	618562	9/16 NPT x 90°x 1/4 NPT
10	900064	5/16 UNC x 3/4 Hex Bolt
11	900129	3/8 UNC x 1 Hex Bolt
12	910007	#10 UNF Hex Nut
13	914004	3/8 UNC Stover Nut
14	920001	5/16 SAE Flot Washer
15	920002	3/8 SAE Flot Washer
16	610459	Filter Element 90 Micron
17	610462	Gasket



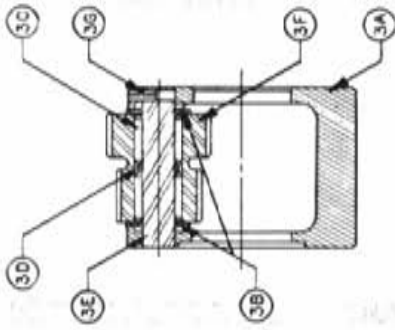
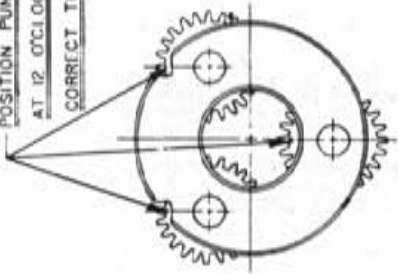


P/N	Description	Qty.	Det.
610028	Unbalance Load Body	1	1
610029	Coil Orifice Plug	1	1
610030	Coil Plug Assembly	1	1
610031	1 3/16 x 5/16 O-Ring	1	1
610032	Armature	1	1
610033	Washer	1	1
610034	Sleeve Assembly	1	1
610035	1/4 x 3/8 O-Ring	1	1
610036	Poppet	1	1
610037	7/16 x 9/16 O-Ring	1	1
610038	1/2 x .012 O-Ring	1	1
610039	1/2 x .018 O-Ring	1	1
610040	Plug Valve Poppet	1	1
610041	Coil Piece	1	1
610042	Coil Orifice	1	1
610043	End Cap	1	1
610044	Spring	1	1
610045	Coil	1	1
610046	Lower	1	1
610047	Plug Tube	1	1
610048	Plug Nut	1	1
610049	Through Plug O-Ring	1	1
610050	1/8 x 1/4 O-Ring	1	1
610051	Single Piece Plug	1	1
610052	1/2 x .037 O-Ring	1	1
610053	Steel Ball	1	1
610054	1/2 x 5/8 O-Ring	1	1
610055	Spring	1	1
610056	Poppet	1	1
610057	Plug	1	1
610058	Sleeve Assembly	1	1
610059	Coil Piece	1	1
610060	Spring	1	1
610061	Coil	1	1
610062	Lower	1	1
610063	Plug Tube	1	1
610064	Plug Nut	1	1
610065	Through Plug O-Ring	1	1
610066	1/8 x 1/4 O-Ring	1	1
610067	Single Piece Plug	1	1
610068	1/2 x .037 O-Ring	1	1
610069	Steel Ball	1	1
610070	1/2 x 5/8 O-Ring	1	1
610071	Spring	1	1
610072	Poppet	1	1
610073	Plug	1	1
610074	Sleeve Assembly	1	1
610075	Coil Piece	1	1
610076	Spring	1	1
610077	Coil	1	1
610078	Lower	1	1
610079	Plug Tube	1	1
610080	Plug Nut	1	1
610081	Through Plug O-Ring	1	1
610082	1/8 x 1/4 O-Ring	1	1
610083	Single Piece Plug	1	1
610084	1/2 x .037 O-Ring	1	1
610085	Steel Ball	1	1
610086	1/2 x 5/8 O-Ring	1	1
610087	Spring	1	1
610088	Poppet	1	1
610089	Plug	1	1
610090	Sleeve Assembly	1	1
610091	Coil Piece	1	1
610092	Spring	1	1
610093	Coil	1	1
610094	Lower	1	1
610095	Plug Tube	1	1
610096	Plug Nut	1	1
610097	Through Plug O-Ring	1	1
610098	1/8 x 1/4 O-Ring	1	1
610099	Single Piece Plug	1	1
610100	1/2 x .037 O-Ring	1	1
610101	Steel Ball	1	1
610102	1/2 x 5/8 O-Ring	1	1
610103	Spring	1	1
610104	Poppet	1	1
610105	Plug	1	1
610106	Sleeve Assembly	1	1
610107	Coil Piece	1	1
610108	Spring	1	1
610109	Coil	1	1
610110	Lower	1	1
610111	Plug Tube	1	1
610112	Plug Nut	1	1
610113	Through Plug O-Ring	1	1
610114	1/8 x 1/4 O-Ring	1	1
610115	Single Piece Plug	1	1
610116	1/2 x .037 O-Ring	1	1
610117	Steel Ball	1	1
610118	1/2 x 5/8 O-Ring	1	1
610119	Spring	1	1
610120	Poppet	1	1
610121	Plug	1	1
610122	Sleeve Assembly	1	1
610123	Coil Piece	1	1
610124	Spring	1	1
610125	Coil	1	1
610126	Lower	1	1
610127	Plug Tube	1	1
610128	Plug Nut	1	1
610129	Through Plug O-Ring	1	1
610130	1/8 x 1/4 O-Ring	1	1
610131	Single Piece Plug	1	1
610132	1/2 x .037 O-Ring	1	1
610133	Steel Ball	1	1
610134	1/2 x 5/8 O-Ring	1	1
610135	Spring	1	1
610136	Poppet	1	1
610137	Plug	1	1
610138	Sleeve Assembly	1	1
610139	Coil Piece	1	1
610140	Spring	1	1
610141	Coil	1	1
610142	Lower	1	1
610143	Plug Tube	1	1
610144	Plug Nut	1	1
610145	Through Plug O-Ring	1	1
610146	1/8 x 1/4 O-Ring	1	1
610147	Single Piece Plug	1	1
610148	1/2 x .037 O-Ring	1	1
610149	Steel Ball	1	1
610150	1/2 x 5/8 O-Ring	1	1
610151	Spring	1	1
610152	Poppet	1	1
610153	Plug	1	1
610154	Sleeve Assembly	1	1
610155	Coil Piece	1	1
610156	Spring	1	1
610157	Coil	1	1
610158	Lower	1	1
610159	Plug Tube	1	1
610160	Plug Nut	1	1
610161	Through Plug O-Ring	1	1
610162	1/8 x 1/4 O-Ring	1	1
610163	Single Piece Plug	1	1
610164	1/2 x .037 O-Ring	1	1
610165	Steel Ball	1	1
610166	1/2 x 5/8 O-Ring	1	1
610167	Spring	1	1
610168	Poppet	1	1
610169	Plug	1	1
610170	Sleeve Assembly	1	1
610171	Coil Piece	1	1
610172	Spring	1	1
610173	Coil	1	1
610174	Lower	1	1
610175	Plug Tube	1	1
610176	Plug Nut	1	1
610177	Through Plug O-Ring	1	1
610178	1/8 x 1/4 O-Ring	1	1
610179	Single Piece Plug	1	1
610180	1/2 x .037 O-Ring	1	1
610181	Steel Ball	1	1
610182	1/2 x 5/8 O-Ring	1	1
610183	Spring	1	1
610184	Poppet	1	1
610185	Plug	1	1
610186	Sleeve Assembly	1	1
610187	Coil Piece	1	1
610188	Spring	1	1
610189	Coil	1	1
610190	Lower	1	1
610191	Plug Tube	1	1
610192	Plug Nut	1	1
610193	Through Plug O-Ring	1	1
610194	1/8 x 1/4 O-Ring	1	1
610195	Single Piece Plug	1	1
610196	1/2 x .037 O-Ring	1	1
610197	Steel Ball	1	1
610198	1/2 x 5/8 O-Ring	1	1
610199	Spring	1	1
610200	Poppet	1	1
610201	Plug	1	1
610202	Sleeve Assembly	1	1
610203	Coil Piece	1	1
610204	Spring	1	1
610205	Coil	1	1
610206	Lower	1	1
610207	Plug Tube	1	1
610208	Plug Nut	1	1
610209	Through Plug O-Ring	1	1
610210	1/8 x 1/4 O-Ring	1	1
610211	Single Piece Plug	1	1
610212	1/2 x .037 O-Ring	1	1
610213	Steel Ball	1	1
610214	1/2 x 5/8 O-Ring	1	1
610215	Spring	1	1
610216	Poppet	1	1
610217	Plug	1	1
610218	Sleeve Assembly	1	1
610219	Coil Piece	1	1
610220	Spring	1	1
610221	Coil	1	1
610222	Lower	1	1
610223	Plug Tube	1	1
610224	Plug Nut	1	1
610225	Through Plug O-Ring	1	1
610226	1/8 x 1/4 O-Ring	1	1
610227	Single Piece Plug	1	1
610228	1/2 x .037 O-Ring	1	1
610229	Steel Ball	1	1
610230	1/2 x 5/8 O-Ring	1	1
610231	Spring	1	1
610232	Poppet	1	1
610233	Plug	1	1
610234	Sleeve Assembly	1	1
610235	Coil Piece	1	1
610236	Spring	1	1
610237	Coil	1	1
610238	Lower	1	1
610239	Plug Tube	1	1
610240	Plug Nut	1	1
610241	Through Plug O-Ring	1	1
610242	1/8 x 1/4 O-Ring	1	1
610243	Single Piece Plug	1	1
610244	1/2 x .037 O-Ring	1	1
610245	Steel Ball	1	1
610246	1/2 x 5/8 O-Ring	1	1
610247	Spring	1	1
610248	Poppet	1	1
610249	Plug	1	1
610250	Sleeve Assembly	1	1

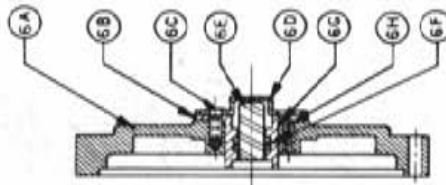
P/N	C.C. No.	Field Repair Kit 610050 Qty.	Overhaul Kit 610057 Qty.
610035	012-90	8	17
610057	570-3-537-300-B-2005	4	6
870013	013-70	2	6
871906	906-90	2	6
871019	019-90	3	7
871010	010-90	5	13
871014	014-90	1	1
871904	904-90	1	3
871910	910-90	1	1

Note: Assembled Hydraulic Stock Valve Is P/N 610057.


POSITION PUNCH MARKS
AT 12 O'CLOCK FOR
CORRECT TIMING



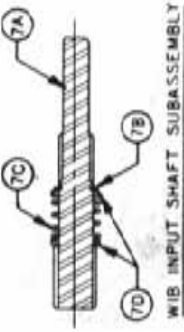
CARRIER SUBASSEMBLY



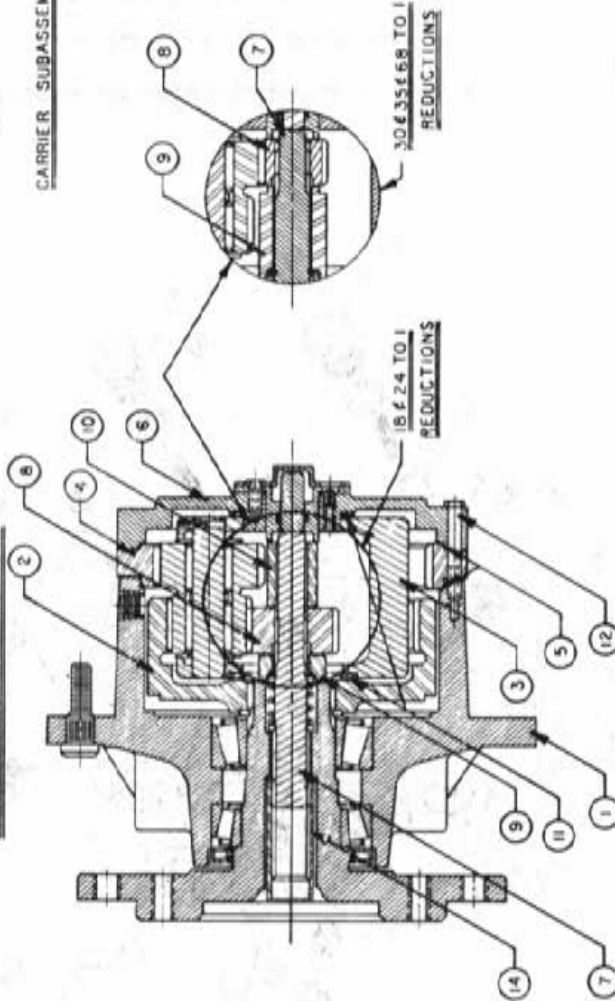
COVER SUBASSEMBLY



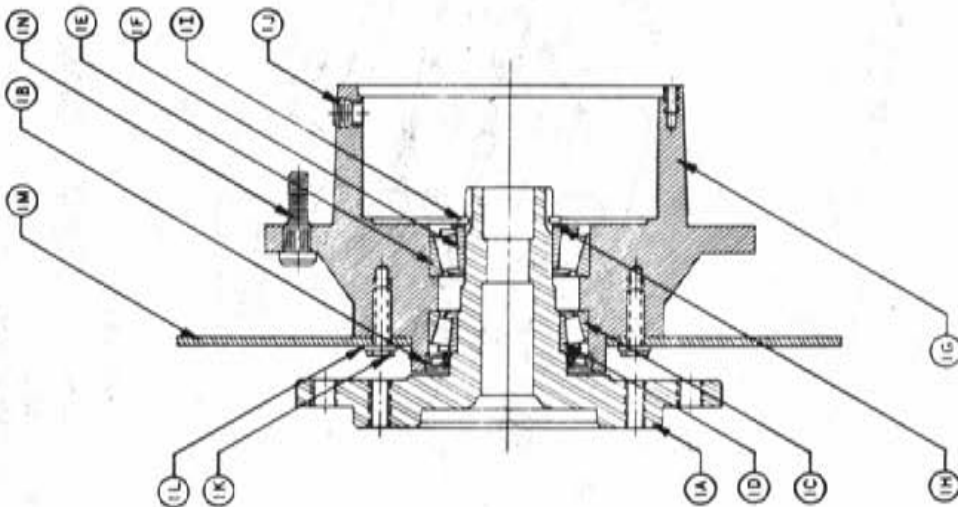
WIA INPUT SHAFT SUBASSEMBLY



WIB INPUT SHAFT SUBASSEMBLY



COMPLETE ASSEMBLY



HUB-SPINDLE SUBASSEMBLY



VIEW OF SHOULDER BOLT

THIS DRAWING AND DESIGN IS THE PROPERTY OF / AND ALL
PROPRIETARY RIGHTS ARE RESERVED TO / FAIRFIELD MFG. CO., INC.
THE RECIPIENT AGREES NOT TO DISCLOSE TO ANY PERSON OR
ORGANIZATION THE INFORMATION CONTAINED HEREIN AND NOT TO
REPRODUCE OR TRANSMIT IN ANY MANNER THE INFORMATION
CONTAINED HEREIN WITHOUT THE WRITTEN CONSENT OF
FAIRFIELD MFG. CO., INC.

FAIRFIELD MFG. CO., INC. LAFAYETTE, I.D. 47905	
DRAWINGMAN Beck	DATE 10-8-73
CHECKER	
PROJECT ENG.	
RELEASED	
TITLE SERVICE LITERATURE	
SCALE	DRAWING NO. WIA & WIB

437617 - PLANETARY GEAR ASSEMBLY

<u>ITEM</u>	<u>PART NO.</u>	<u>QTY.</u>	<u>DESCRIPTION</u>
1	610156	1	Hub-Spindle Sub-Assembly
1A	610052	1	Spindle
1B	610904	1	Seal
1C	610905	1	Bearing Cup
1D	610906	1	Bearing Cone
1E	610907	1	Bearing Cup
1F	610908	1	Bearing Cone
1G	610047	1	Hub
1H	610909	1	Spacer
1I	610910	1	Retaining Ring
1J	610147	2	Pipe Plug
1N	610911	9	Stud
2	610148	1	Internal Gear
3	610912	1	Carrier Assembly
4	610929	1	Ring Gear
5	610903	2	O-Ring
6	610157	1	Cover Assembly
6A	610149	1	Cover
6B	610914	1	Cover Cap
6C	610150	4	Bolt
6D	610901	1	Disconnect Cap
6E	610915	1	Disconnect Rod
6F	610916	1	O-Ring
6G	610917	1	O-Ring
6H	610151	1	Pipe Plug
6J	610152	1	ID Plate
7	610158	1	Input Shaft Assembly
7A	610159	1	Input Shaft
7B	610936	2	Retaining Ring
7C	610145	1	Spring
7D	610153	2	Spacer
8	610919	1	Input Gear
9	610920	1	Thrust Spacer
10	610921	1	Thrust Spacer
11	610922	2	Thrust Washer
12	610930	12	Bolt
13	610923	4	Shoulder Bolt
14	610931	1	Coupling
15	610049	16	Flat Washer
17	610160	1	Retaining Ring

610291 - PLANETARY GEAR ASSEMBLY

ITEM	DESCRIPTION	PART NO.	QTY.
1	Hub-spindle sub-assembly	610154	1
1A	Spindle	610038	1
1B	Seal	610904	1
1C	Bearing cup	610905	1
1D	Bearing cone	610906	1
1E	Bearing cup	610907	1
1F	Bearing cone	610908	1
1G	Hub	610047	1
1H	Spacer	610909	1
1I	Retaining ring	610910	1
1J	Pipe plug	610147	2
1N	Stud	160911	9
2	Internal gear	610148	1
3	Carrier assembly	610933	1
4	Ring gear	610937	1
5	O-ring	610903	2
6	Cover assembly	610155	1
6A	Cover	610149	1
6B	Cover cap	610914	1
6C	Bolt	610150	4
6D	Disconnect cap	610901	1
6E	Disconnect rod	610915	1
6F	O-ring	610916	1
6G	O-ring	610917	1
6H	Pipe plug	610151	1
6J	ID plate	610152	1
7	Input shaft assembly	610048	1
7A	Input shaft	610046	1
7B	Retaining ring	610936	1
7C	Spring	610145	1
7D	Spacer	610153	2
8	Input gear	610919	1
9	Thrust spacer	610920	1
10	Thrust spacer	610921	1
11	Thrust washer	610922	2
12	Bolt	610930	12
13	Shoulder bolt	610923	4
14	Coupling	610037	1
16	Flat washer	610049	15

NOTICE

The following four pages contain decals for the
1985 8200

These decals can be obtained from Hagie Mfg.
Co. and should be used whenever your machine
is repainted or when the decals become worn,
weathered or faded.

Special attention should be paid to decals in-
volving personal safety. They have been
attached for your protection.

KEEP THEM IN PLACE.

Contact: Hagie Manufacturing Co.
Box 273, Clarion, Iowa 50525

8200

CAUTION
CUTTING BLADES MUST OPERATE IN CORRECT DIRECTION

FRONT ↑

BLADE ROTATION LEFT OF OPERATOR

BLADE ROTATION RIGHT OF OPERATOR

650393-Cutter Blade Rotation Decal

CAUTION

Electrical system is 12 volt negative ground. When using tools with persons in the cab, precautions must be taken to prevent personal injury or damage to electrical parts.

1. Attach one end of jumper cable to positive terminal of booster battery and other end to positive terminal of vehicle battery connected to starter motor.
2. Attach one end of second cable to negative terminal of booster battery and other end to vehicle frame away from battery. Do not attach to cab or cab suspension.
3. To remove cables, reverse above sequence exactly to avoid sparks. See operator's manual for additional information.

CAUTION

READ OPERATOR'S MANUAL. BE ALERT. LEARN TO OPERATE THIS MACHINE SAFELY. OBSESSIVE SAFETY PRACTICES. MACHINES CAN BE HAZARDOUS IN THE HANDS OF AN UNFAMILIAR, UNTRAINED, OR COMPLAINANT OPERATOR. SHUT OFF ENGINE BEFORE SERVICING. WHEN MECHANISM BECOMES CLOGGED, SHUT OFF ENGINE BEFORE CLEANING. DON'T RISK INJURY OR DEATH.

650852-Read Manual Decal

WARNING

THIS MACHINE WAS NOT DESIGNED TO CARRY PASSENGERS. FAILURE TO KEEP PASSENGERS OFF MAY RESULT IN THEIR INJURY OR DEATH.

650847-No Passenger Decal

CAUTION

ENGINE FUEL CAN BE DANGEROUS

- TURN OFF ENGINE BEFORE REFUELING.
- DO NOT SMOKE WHILE REFUELING.
- CLEAN OFF ANY SPILLED FUEL AFTER REFUELING.

CARELESSNESS WITH FUEL CAN KILL

650849-Engine Fuel Decal

CAUTION

DON'T RISK INJURY BY SLIPPING OR FALLING

BE CAREFUL

WATCH YOUR STEP

650848-Slips Or Fall Decal

CAUTION

MOVING PARTS. KEEP AWAY TO AVOID INJURY.

650820-Moving Parts Decal

CAUTION

Pressure cooling system. Remove cap slowly.

650981-Cooling System Decal

CAUTION

Shields are for your protection. Keep them in place.

650861-Shields Decal

650847-No Passenger Decal

650849-Engine Fuel Decal

650848-Slips Or Fall Decal

650820-Moving Parts Decal

650981-Cooling System Decal

650861-Shields Decal



650819 - Cutting Blade Decal



650814 - Park Brake Decal



650931 - 1 3/4 x 4 Hoyle Decal



650953 - Gasoline Decal



650955 - Slow Engine To Idle Decal



650977 - Flasher Decal



650872 - Traction Valve Decal



650958 - Generator Decal



650883 - Choke Decal



650870 - Auto/Manual Decal



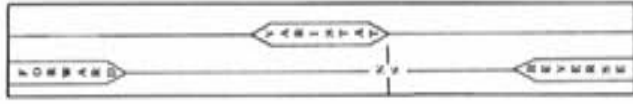
650957 - Oil Decal



650879 - Up And Down Decal



650967 - Throttle Decal



650968 - Hydraulic Decal



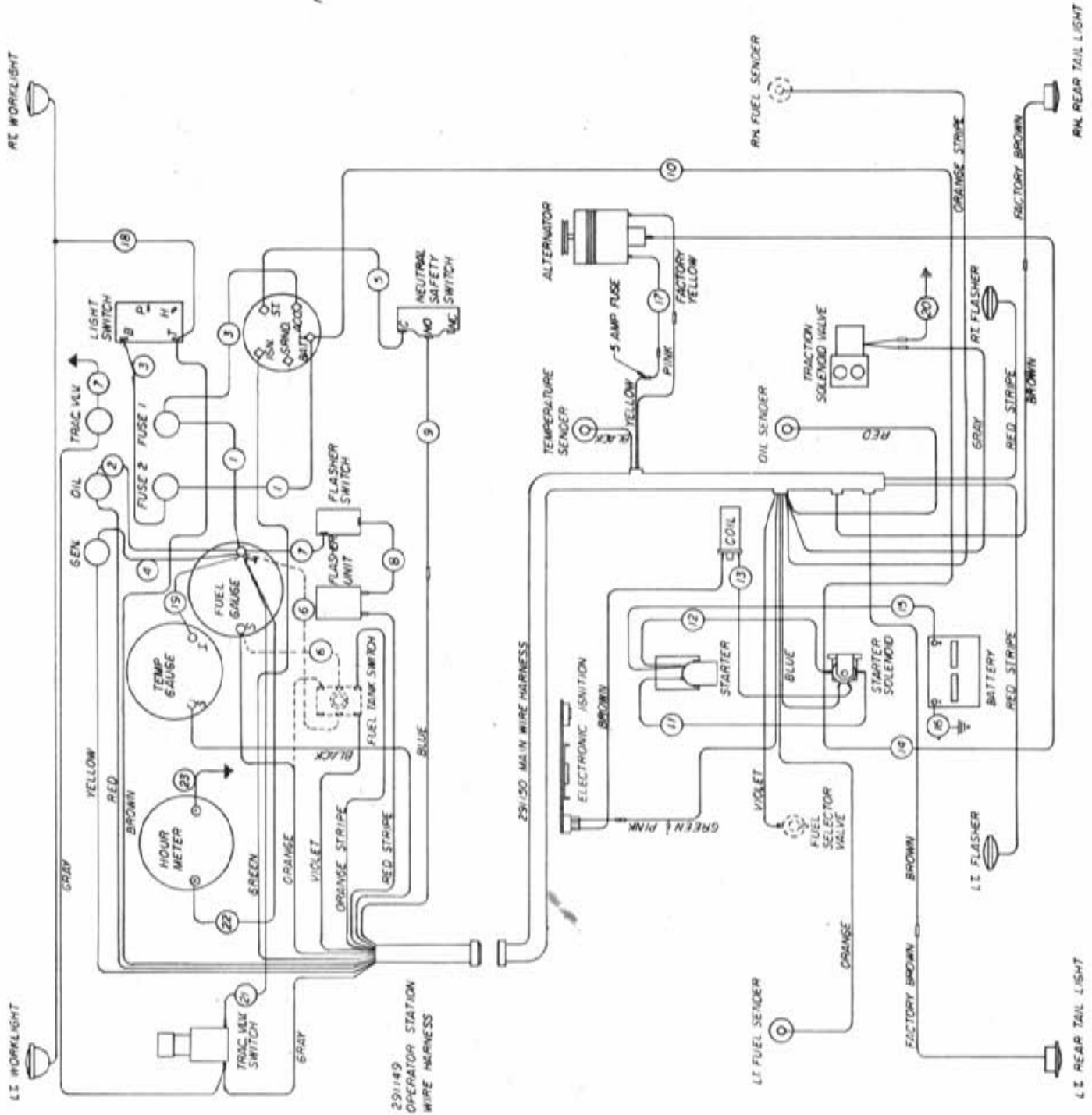
650985 - Wheel Bolt Torque Decal



650871 - Left, Center And Right Decal

8200 DECALS

Part No.	Qty.	Description	Location
650814	1	Park Brake Decal	Near Parking Brake Lever
650847	2	No Passenger Decal	(1) - Left Rear Leg (1) - Left Of Operator Station
650848	1	Slip Or Fall Decal	On Left Rear Leg
650849	1	Engine Fuel Decal	Near Fuel Tank Neck
650852	1	Read Manual Decal	Top Front Of Operator Station
650865	2	Hagie Decal	On Side Of Top Engine Cover
650867	2	8200 Decal	On Side Of Top Engine Cover
650881	1	Choke Decal	On Console Sheet Metal
650953	1	Gasoline Decal	Near Fuel Filler Neck
650872	1	Traction Valve Decal	On Console Sheet Metal
650957	1	Oil Decal	On Console Sheet Metal
650958	1	Generator Decal	On Console Sheet Metal
650967	1	Throttle Decal	On Console Sheet Metal
650968	1	Hydrostatic Decal	On Console Sheet Metal
650977	1	Flasher Decal	On Console Sheet Metal
650981	1	Cooling System Decal	Near Radiator Cap
650982	1	Electrical System Decal	Left Hand Side Of Oil Tank
650985	4	Wheel Bolt Torque Decal	One Each Wheel Rim
650870	1	Auto/Manual Decal	On Console Sheet Metal
650871	1	LH, CTR, and RH Decal	On Console Sheet Metal
650879	1	Up and Down Decal	On Console Sheet Metal
650820	6	Caution - Moving Parts	Puller Head Mounting Bar
650931	6	Hagie Decal 1 3/4 x 4	Front Shield Of Roller Assembly
650819	8	Danger - Cutting Blades	RH and LH Side Of Cutter Shields
650851	8	Shield Decal	(2) - On Side Of Top Engine Cover (6) - On Roller Shields
650303	6	Cutter Blade Rotation	On Center of Cutter Heads
650955	1	Slow Engine To Idle	Top Front Of Operator Station

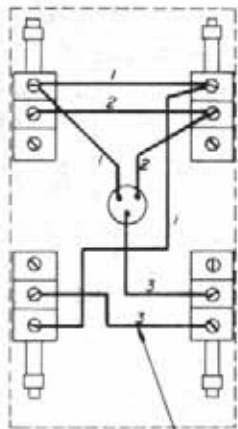


NOTE: ITEMS SHOWN AS DASHED
 LINES ARE USED WITH
 RIGHT HAND FUEL TANK
 OPTIONAL

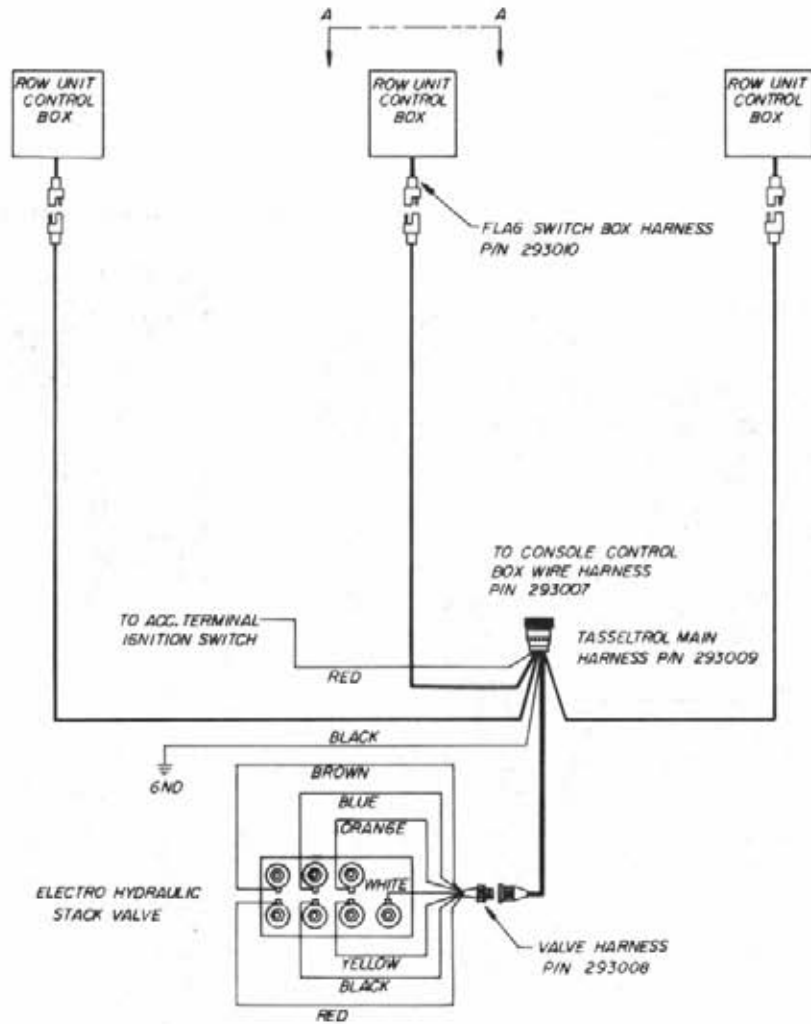
23/1	29/139	16 GA. WHITE x 16"
22/1	29/140	16 GA. WHITE x 6"
21/1	29/166	16 GA. RED x 48"
20/1	29/162	16 GA. BLUE x 10"
19/1	29/135	16 GA. RED x 6"
18/1	29/151	HEADLIGHT WIRE ASSY 8000
17/1	29/147	14 GA. YELLOW x 8"
16/1	29/111	GROUND STRAP
15/1	29/128	48" BATTERY CABLE
14/1	29/153	10 GA. BLUE x 53"
13/1	29/146/1	14 GA. RED x 18"
12/1	29/278	10 GA. RED x 12"
11/1	29/276	10 GA. BLUE x 14"
10/1	29/154	14 GA. WHITE x 171"
9/1	29/137	14 GA. BLUE x 6"
8/1	29/148	16 GA. RED x 8"
7/2	29/144/2	16 GA. RED x 12"
6/2	29/103/7	16 GA. BLUE x 9" (OIL TANK ONLY)
5/1	29/136	14 GA. BLUE x 12"
4/1	29/144/1	16 GA. RED x 9"
3/2	29/149/1	14 GA. GREEN x 9"
2/1	29/140/0	16 GA. RED x 6"
1/2	29/144/3	14 GA. RED x 10"

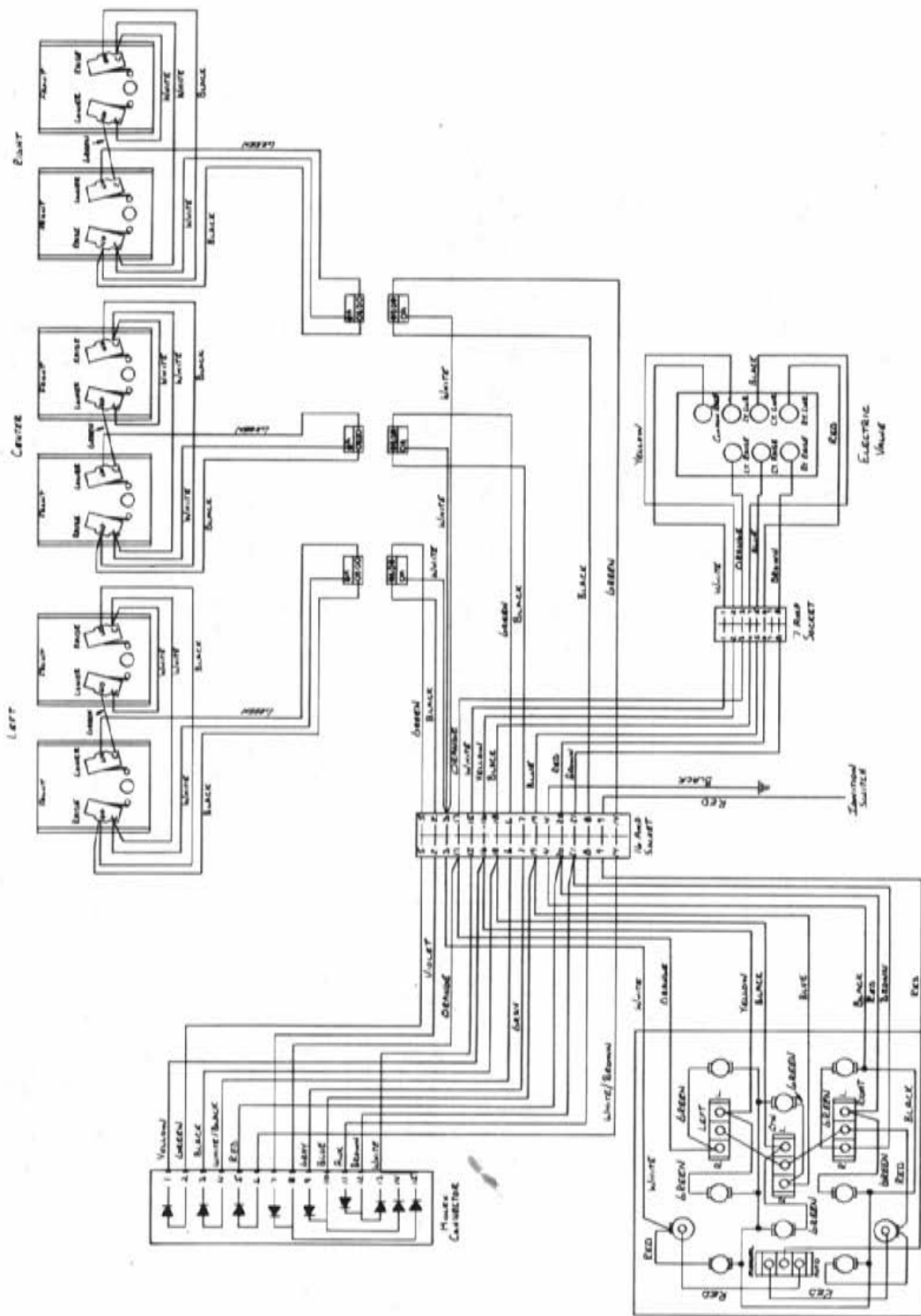
WIRING DIAGRAM - 8200

498134

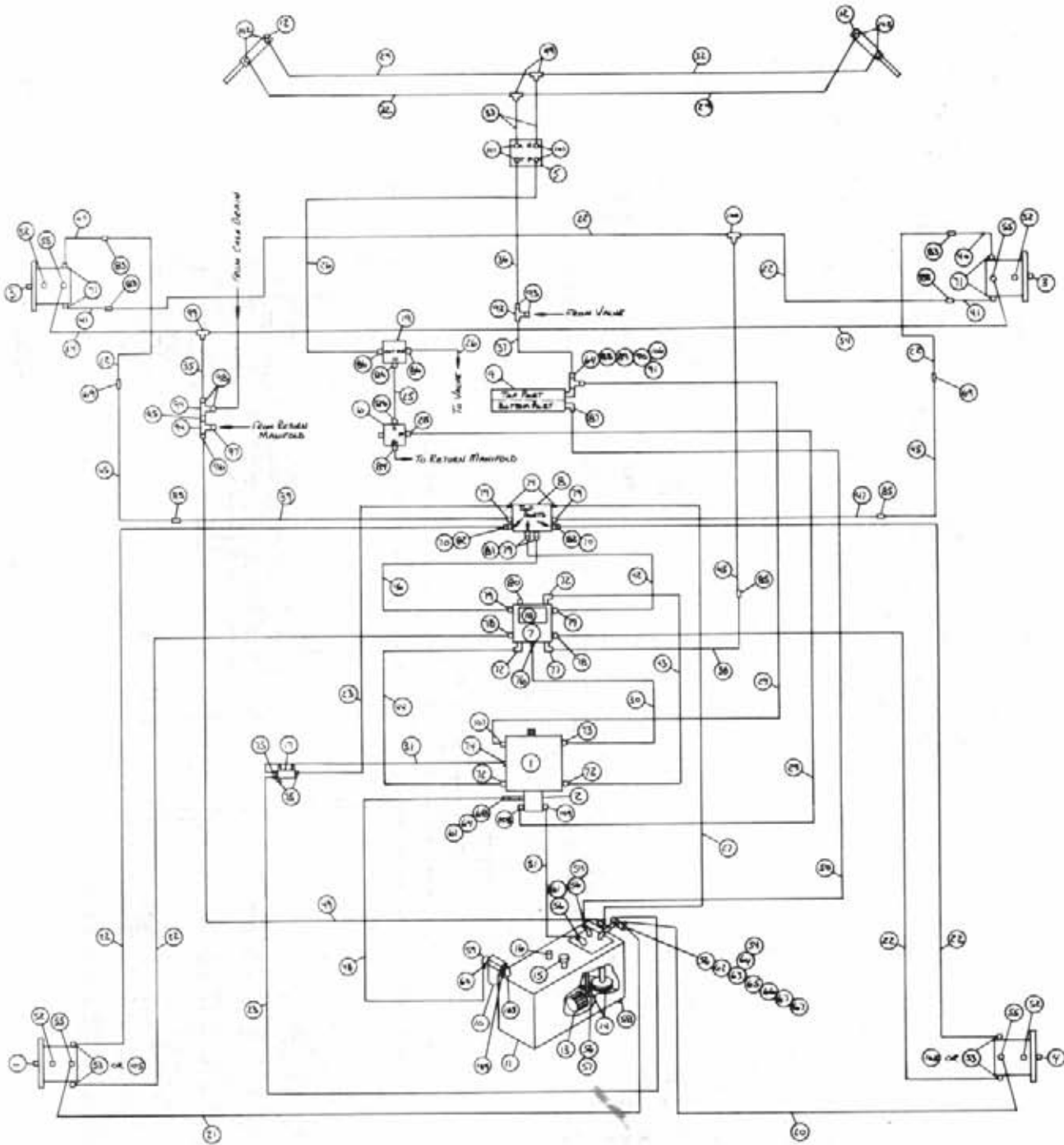


VIEW A.A
 WIRE CODE
 1 - WHITE
 2 - BLACK
 3 - GREEN
 JUMPER WIRE
 P/N 293016





TASSEJROL CIRCUIT DIAGRAM



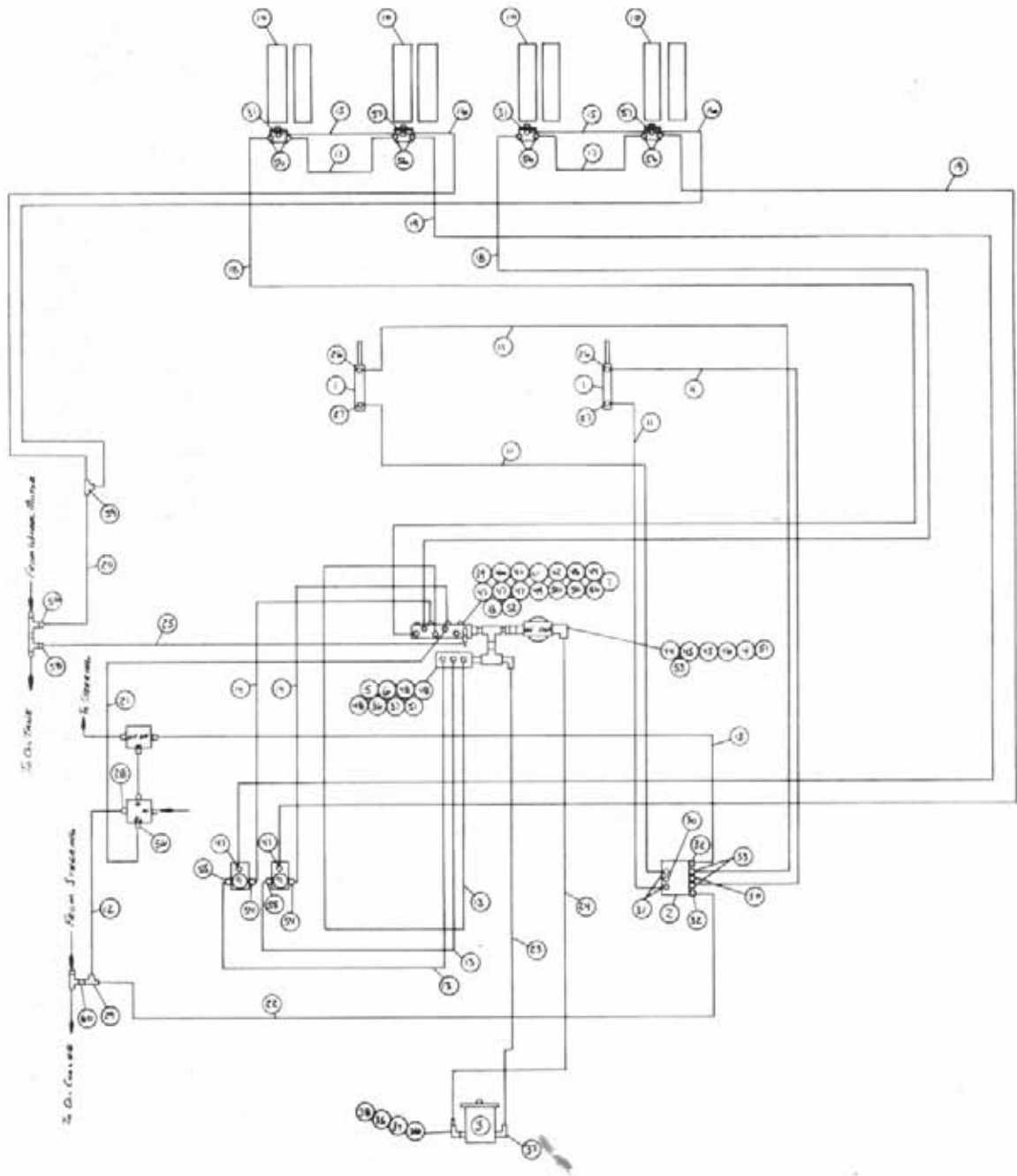
1985 8200 HYDRAULIC SCHEMATIC

BASIC MACHINE

REFERENCE DRAWING NO.-498184

Ref.	Part No.	Req.	Description	Ref.	Part No.	Req.	Description
1	606868	1	Eaton Pump	55	618496	4	3/4 MOR x 45° x 9/16 MJIC
2	610446	1	Cessna Auxilary Pump 1.48	56	505300	4	1 NPT x 90° Elbow
3	610030	2	Sundstrand Series 18 Wheel Motor	57	505203	1	1 NPT x 4.00 Pipe Nipple
4	610029	2	Sundstrand Series 15 Wheel Motor	58	501102	1	1/4 NPT Pipe Plug
5	749150	1	Steering Motor	59	506410	1	1 1/4 NPT x 90° Street Elbow
6	607518	1	BGR56 Flow Divider	60	715664	1	1 1/4 NPT x 1" Hose Barb
7	615003	1	Large Manifold	61	714560	2	1 NPT x 1" Hose Barb
8	606853	1	Traction Valve	62	505201	1	1 NPT Close Nipple
9	618088	1	Oil Cooler	63	505101	1	1 NPT Pipe Tee
10	605601	1	Gresen Filter 10 Micron 40 GPM	64	505200	3	1 NPT x 90° Street Elbow
11	760097	1	Hydraulic Oil Tank	65	505006	1	1 NPT to 1/4 NPT Reducer Bushing
12	620080	2	Steering Cylinder	66	618520	1	1/4 NPT x 9/16 MJIC Tee
13	605600	1	Michigan Filter	67	618486	2	9/16 FJIC Swivel Run Tee
14	605603	2	Line Diffuser	68	618090	1	1 5/16 MOR x 1 FNPT
15	611051	1	Pressure Cap 3/4 NPT 5 Lbs.	69	618554	2	1 1/16 MJIC x 3/4 MJIC
16	614453	1	Dipstick 8 in.	70	618518	2	1 1/16 FJIC x 7/8 MJIC
17	610302	1	Solenoid Valve 3-Way	71	618302	4	1 5/16 MOR x 90° x 1 1/16 MJIC
18	611013	1	Hydraulic Relief Valve Assembly	72	618178	4	1 5/16 MOR x 90° x 1 5/16 MJIC
19	607504	1	B50 Flow Divider	73	618474	1	1 1/16 MOR x 90° x 3/4 MJIC
20	614571	1	6RLA-6FJX-6FJX-126	74	618114	3	7/16 MOR x 90° x 9/16 MJIC
21	614572	1	6RLA-6FJX-6FJX-140	75	611121	3	1/4 NPT x 9/16 MJIC
22	614573	8	8C2AT-8FJX-10FJX-114	76	618241	1	3/4 MOR x 90° x 3/4 MJIC
23	616043	2	4C1A-6FJX-6FJX-23	77	618248	1	1 1/16 MOR x 90° x 1 1/16 MJIC
24	616056	2	4C1A-6FJX-6FJX-32	78	618309	2	1 1/16 MOR x 7/8 MJIC
25	615452	1	6C1T-6FJX-6FJX-16	79	611127	6	1 1/16 MOR x 1 1/16 MJIC
26	611204	2	4C1T-6FJX-6FJX-78	80	610186	1	1 1/6 MOR Plug
27	616036	1	4C1T-6FJX-6FJX-12	81	618191	2	1 1/16 FJIC swivel x 90° x 1 1/16 MJIC
28	611126	1	7/8 MOR x 7/8 MJIC	82	618313	2	1 1/16 MOR x 45° x 1 1/16 MJIC
29	610325	2	10C1T-10FJX-10FJX-105	83	618553	4	1 1/16 MJIC x 7/8 MJIC
30	615465	1	8C1T-8FJX-8FJX-33	84	618183	1	7/8 MOR x 90° x 3/4 MJIC
31	616059	1	4C1A-6FJX-6FJX-33	85	618177	3	1 1/16 MJIC x 1 1/16 MJIC
32	616026	2	4C1A-6FJX-6FJX-37	86	618310	4	7/8 MOR x 9/16 MJIC
33	615442	2	4C1T-6FJX-6FJX-55	87	716000	1	1 NPT x 90° x 3/4 Hose Barb
34	614570	2	6RLA-6FJX-6FJX-112	88	505213	1	1 NPT x 3/4 Reducer Bushing
35	615473	1	6C1T-6FJX-8FJX-18	89	504702	1	3/4 NPT Close Nipple
36	611260	1	4C1T-6FJX-6FJX-44	90	504955	1	3/4 Pipe Tee
37	616032	1	8C1A-8FJX-8FJX-66	91	610305	1	3/4 NPT x 90° x 3/4 MJIC
38	606860	1	Center Rear Hydraulic Tube Assembly	92	618311	1	3/4 MJIC Union Tee
39	606858	1	Left Rear Hydraulic Tube Assembly	93	618482	2	3/4 FJIC x 9/16 MJIC
40	614574	2	Lower Front Leg Hydraulic Tube Assy.	94	503820	2	1/2 NPT Pipe Tee
41	614575	2	Upper Front Leg Hydraulic Tube Assy.	95	503600	1	1/2 NPT Close Nipple
42	606854	1	Right Traction Valve Tube Assembly	96	712440	1	1/2 NPT x 3/4 Hose Barb
43	615568	1	Right Hydraulic Tube Assembly	97	714340	1	1/2 NPT x 1/2 Hose Barb
44	615569	1	Left Hydraulic Tube Assembly	98	611147	2	1/2 NPT x 3/8 MJIC
45	606857	3	Front Hydraulic Tube Assembly	99	610193	3	9/16 MJIC Bulk Head Branch Tee
46	606855	1	Left Traction Valve Assembly	100	618555	1	3/4 MJIC x 3/4 MJIC x 1 1/16 MJIC
47	606859	1	Right Rear Hydraulic Tube Assembly	101	618109	4	3/4 MOR x 9/16 MJIC
48	601256	1	1" 2-Braid Red Hose x 31	102	611122	4	1/4 NPT x 90° x 9/16 MJIC
49	601265	1	3/4" 2-Braid Red Hose x 140	103	506303	1	1 1/4 NPT x 90° Elbow
50	601198	1	3/4" 2-Braid Red Hose x 110	104	506602	1	1 1/4 NPT x 2 1/2 Pipe Nipple
51	601117	1	1" 2-Braid Red Hose x 37	*105	618315	4	3/4 MOR x 45° x 3/4 MJIC
52	611159	4	3/4 O-Ring Plug	106	618059	1	3/4 NPT x 7/8 MJIC
53	611125	4	3/4 MOR x 3/4 MJIC	107	618535	1	1 1/16 MOR x 90° x 7/8 MJIC
54	714331	2	1 NPT x 3/4 Hose Barb	108	611128	1	7/8 MOR x 90° x 7/8 MJIC
				109	618563	1	1 1/16 MOR x 90° x 1" Hose Barb

*Note: P/N 618315 Used Only With Straight Leg Option.

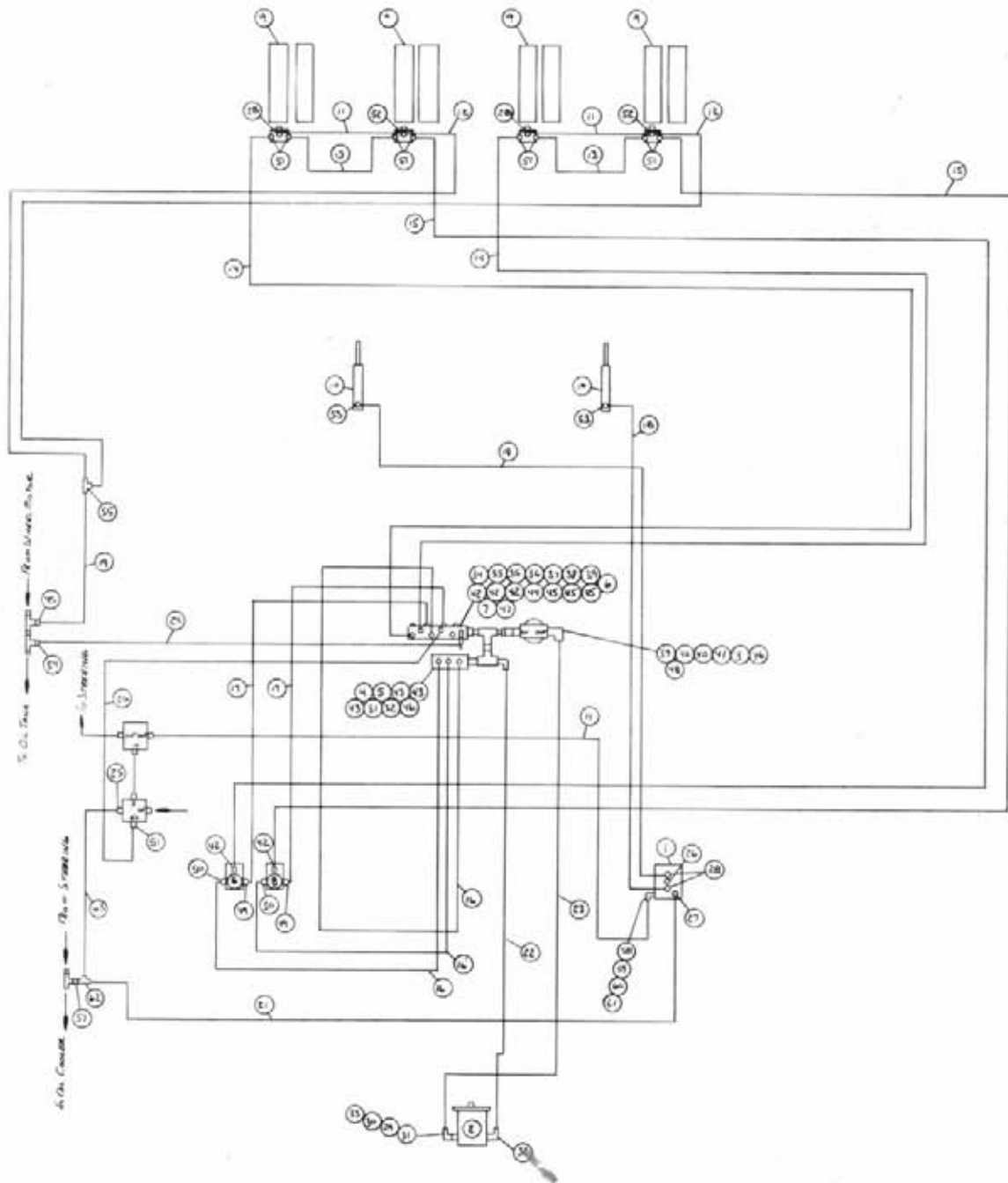


1985 8200 HYDRAULIC SCHEMATIC

FOUR ROW ROLLER PULLER WITHOUT TASSELTRON

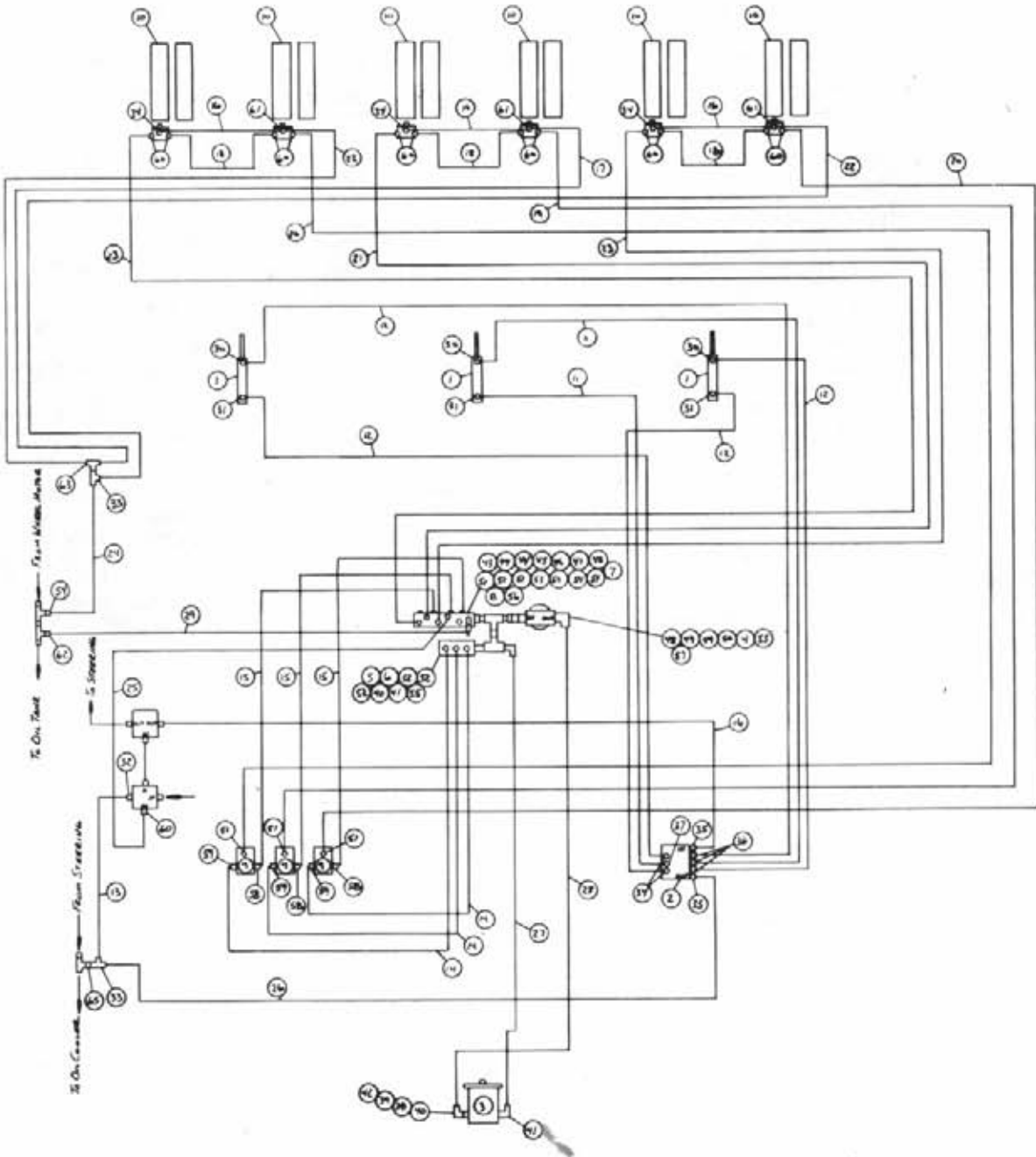
REFERENCE DRAWING NO.-498185

Ref.	Part No.	Req.	Description	Ref.	Part No.	Req.	Description
1	620900	2	Hydraulic Lift Cylinder	30	610185	2	9/16 O-Ring Plug
2	606585	1	Cessna Three Spool Valve	31	618119	4	9/16 MOR x 90° x 9/16 MJIC
3	606499	1	Large Cessna Pump	32	618126	2	9/16 MOR x 9/16 MJIC
4	605601	1	Gresen Filter 10 Micron 40 GPM	33	618425	2	9/16 MOR x 45° x 9/16 MJIC
5	606952	1	Relief Valve 2000 PSI	34	505210	1	1 NPT x 3.00 Pipe Nipple
6	610050	1	Three Section Flow Divider	35	505300	1	1 NPT x 90° Elbow
7	614240	1	3/4 NPT Relief Valve	36	618090	2	1 5/16 MOR x 1 NPT Adaptor
8	614566	1	Front Return Manifold	37	618178	2	1 5/16 MOR x 90° x 1 5/16 MJIC
9	606004	2	Gresen 1 Spool Valve	38	714561	1	1 NPTF x 1 1/4 Hose Barb
10	610051	4	Barnes Hydraulic Motor	39	503600	1	1/2 NPT Close Nipple
11	614101	4	4C1A-6FJX-6FJX-133	40	503700	2	1/2 NPT Pipe Plug
12	615401	1	6CIT-6FJX-6FJX-22	41	504210	1	3/4 NPT To 1/2 NPT Reducer Bushing
13	614555	3	10C2AT-10FJX-10FJX-42	42	504501	1	3/4 NPT x 90° Elbow
14	614373	2	8RLA-8FJX-8FJX-44	43	506005	1	1 1/4 NPT to 1 Reducer Bushing
15	611204	3	4CIT-6FJX-6FJX-78	44	506200	2	1 1/4 NPT Close Nipple
16	614158	2	4CIT-6FJX-6FJX-199	45	506410	2	1 1/4 NPT x 90° Street Elbow
17	614576	2	10CIT-8FJX-8FJX-80	46	506701	1	1 1/4 NPT Side Outlet Elbow
18	614582	2	10RLA-10FJX-8FJX-198	47	611124	5	1/2 NPT x 90° x 7/8 MJIC
19	614581	2	10CIT-10FJX-8FJX-168	48	611126	3	7/8 MOR x 7/8 MJIC
20	615473	1	6CIT-6FJX-8FJX-18	49	611145	1	1/2 NPT x 90° x 3/4 MJIC
21	615465	1	8CIT-8FJX-8FJX-33	50	611147	4	1/2 NPT x 3/4 MJIC
22	611260	1	4C1A-6FJX-6FJX-44	51	618330	2	1 NPT x 1 5/16 MOR
23	614556	1	16C2AT-16FJX-16FJX90-114	52	714350	1	3/4 NPT x 1/2 Hose Barb
24	601194	1	1 1/4" 2-Braid Red Hose x 93	53	715660	1	1 1/4 NPT x 1 1/4 Hose Barb
25	601279	1	1/2" 1-Braid Black RLA x 38 Hose	54	610305	2	3/4 NPT x 90° x 3/4 MJIC
26	611122	2	1/4 NPT x 90° x 9/16 MJIC	55	618156	2	3/4 NPT x 90° x 7/8 MJIC
27	614365	2	Restrictor Elbow Assembly	56	618183	9	7/8 MOR x 90° x 3/4 MJIC
28	618011	1	3/8 NPT x 9/16 MJIC	57	618444	2	9/16 MOR x 9/16 MJIC Run Tee
29	618486	1	9/16 FJIC Swivel Run Tee	58	714340	1	1/2 NPT x 1/2 Hose Barb
				59	610193	1	9/16 MJIC Bulk Head Branch Tee
				60	618482	1	3/4 FJIC x 9/16 MJIC



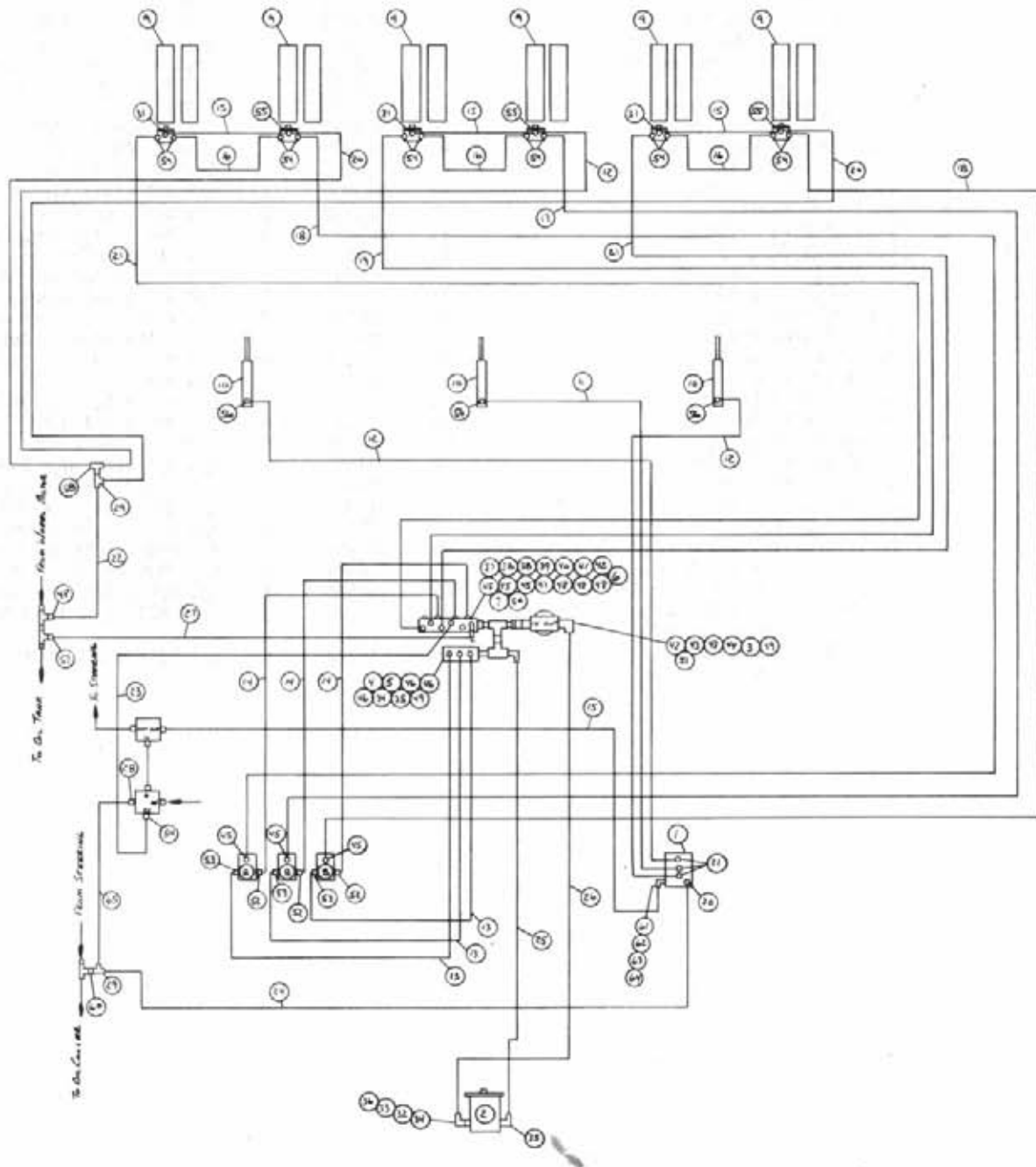
1985 8200 HYDRAULIC SCHEMATIC
 FOUR ROW ROLLER WITH TASSELTRON
 REFERENCE DRAWING NO.-498186

Ref.	Part No.	Req.	Description	Ref.	Part No.	Req.	Description
1	610257	1	Hydraulic Stack Valve	33	714561	1	1 NPTF x 1 1/4 Hose Barb
2	606499	1	Large Cessna Pump	34	503600	1	1/2 NPT Close Nipple
3	605601	1	Gresen Filter 10 Micron 40 GPM	35	503700	2	1/2 NPT Pipe Plug
4	606952	1	Relief Valve 2000 PSI	36	504210	1	3/4 NPT to 1/2 Reducer Bushing
5	610050	1	3 Section Flow Divider	37	504501	1	3/4 NPT x 90° Pipe Elbow
6	614240	1	3/4 NPT Relief Valve	38	506005	1	1 1/4 NPT to 1 Reducer Bushing
7	614566	1	Front Return Manifold	39	506200	2	1 1/4 NPT Close Nipple
8	606004	2	Gresen 1-Spool Valve	40	506410	2	1 1/4 NPT Street Elbow
9	610051	4	Barnes Hydraulic Motor	41	506701	1	1 1/4 NPT Side Outlet Elbow
10	620225	2	Hydraulic Lift Cylinder	42	611124	5	1/2 NPT x 90° x 7/8 MJIC
11	611204	3	4CIT-6FJX-6FJX-78	43	611126	3	7/8 MOR x 7/8 MJIC
12	614158	2	4CIT-6FJX-6FJX-199	44	611145	1	1/2 NPT x 90° x 3/4 MJIC
13	614576	2	10CIT-8FJX-8FJX-80	45	611147	4	1/2 NPT x 3/4 MJIC
14	614582	2	10RLA-10FJX-8FJX-198	46	618330	2	1 NPT x 1 5/16 MOR
15	614581	2	10CIT-10FJX-8FJX-168	47	714350	1	3/4 NPT x 1/2 Hose Barb
16	614555	3	10C2AT-10FJX-10FJX-42	48	715660	1	1 1/4 NPT x 1 1/4 Hose Barb
17	614373	2	8RLA-8FJX-8FJX-44	49	610305	2	3/4 NPT x 90° x 3/4 MJIC
18	614101	2	4C1A-6FJX-6FJX-133	50	618156	2	3/4 NPT x 90° x 7/8 MJIC
19	615473	1	6CIT-6FJX-8FJX-18	51	618183	9	7/8 MOR x 90° x 3/4 MJIC
20	615465	1	8CIT-8FJX-8FJX-33	52	618144	2	9/16 MOR x 9/16 MJIC Run Tee
21	611260	1	4C1A-6FJX-6FJX-44	53	614365	2	Restrictor Elbow Assembly
22	614556	1	16C2AT-16FJX-16FJX90-114	54	714340	1	1/2 NPT x 1/2 Hose Barb
23	601194	1	1 1/4" 2-Braid Red Hose x 93	55	610193	1	9/16 MJIC Bulk Head Branch Tee
24	601279	1	1/2" 1-Braid Black RLA x 38 Hose				
25	618011	1	3/8 NPT x 9/16 MJIC	57	618482	1	3/4 FJIC x 9/16 MJIC
26	610185	1	9/16 O-Ring Plug	58	618170	1	3/4 MOR x 9/16 FOR
27	618115	1	3/4 MOR x 90° x 9/16 MJIC	59	618562	1	9/16 MOR x 90° x 1/4 MNPT
28	618119	4	9/16 MOR x 90° x 9/16 MJIC	60	610447	1	Inline Hydraulic Filter
29	505210	1	1 NPT x 3.00 Pipe Nipple	61	611122	1	1/4 NPT x 90° x 9/16 MJIC
30	505300	1	1 NPT x 90° Elbow	62	618486	1	9/16 FJIC Swivel Run Tee
31	618090	2	1 5/16 MOR x 1 NPT Adaptor	63	615401	1	6CIT-6FJX-6FJX-22
32	618178	2	1 5/16 MOR x 90° x 1 5/16 MJIC				



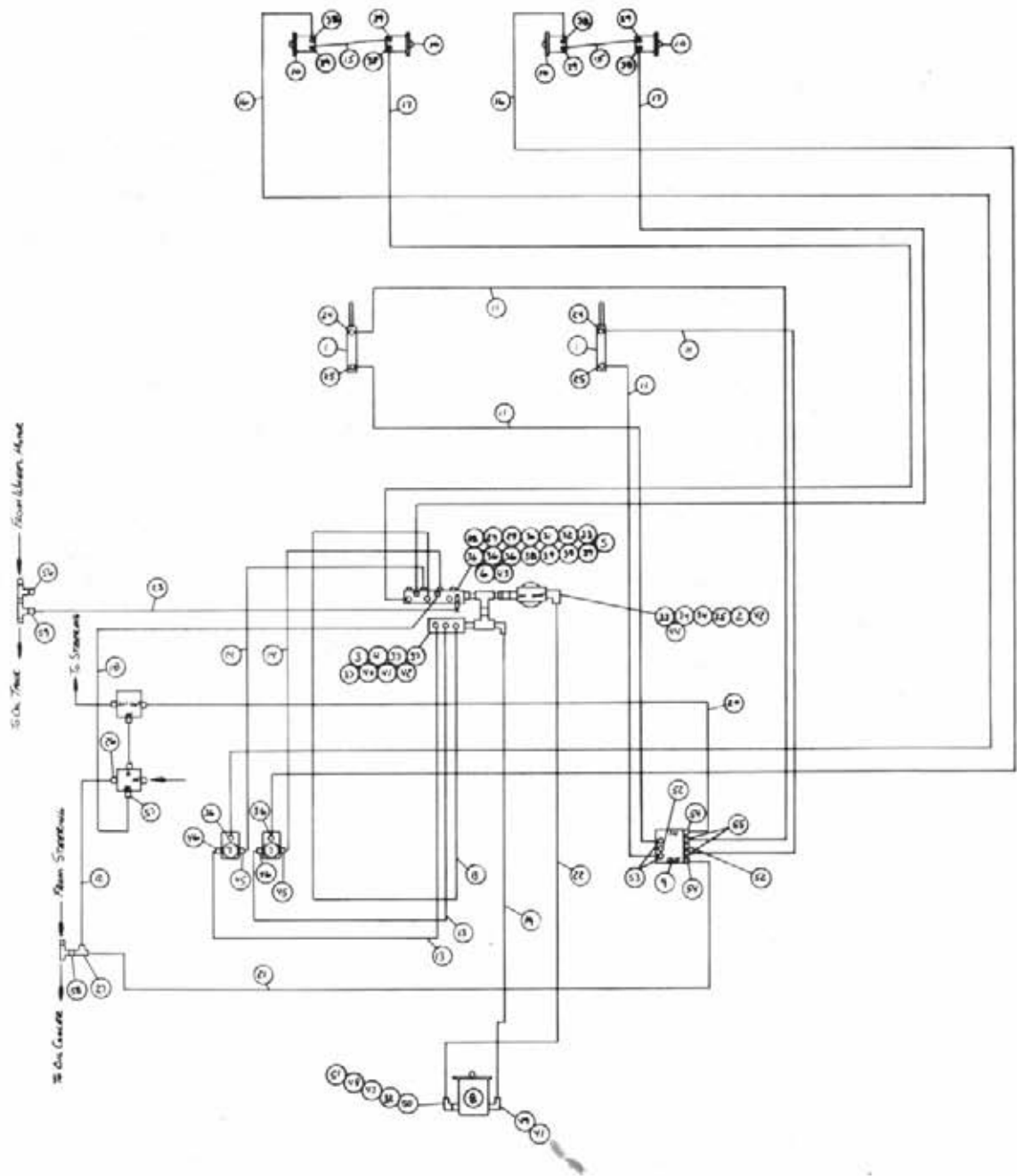
1985 8200 HYDRAULIC SCHEMATIC
 SIX ROW ROLLER PULLER WITHOUT TASSEL TROL
 REFERENCE DRAWING NO.-498187

Ref.	Part No.	Req.	Description	Ref.	Part No.	Req.	Description
1	620900	3	Hydraulic Lift Cylinder	34	618119	5	9/16 MOR x 90° x 9/16 MJIC
2	606585	1	Cessna Three Spool Valve	35	618126	2	9/16 MOR x 9/16 MJIC
3	606499	1	Large Cessna Pump	36	618425	3	9/16 MOR x 45° x 9/16 MJIC
4	605601	1	Gresen Filter 10 Micron 40 GPM	37	618440	1	9/16 MOR x 90° x 9/16 MJIC
5	606952	1	Relief Valve 2000 PSI	38	505210	1	1 NPT x 3.00 Pipe Nipple
6	610050	1	3 Section Flow Divider	39	505300	1	1 NPT x 90° Elbow
7	614240	1	3/4 NPT Relief Valve	40	618090	2	1 5/16 MOR x 1 NPT Adaptor
8	614566	1	Front Return Manifold	41	618178	2	1 5/16 MOR x 90° x 1 5/16 MJIC
9	606004	3	Gresen 1-Spool Valve	42	714561	1	1 NPTF x 1 1/4 Hose Barb
10	610051	6	Barnes Hydraulic Motor	43	503600	1	1/2 NPT Close Nipple
11	614077	2	4C1T-6FJX-6FJX-88	44	503700	2	1/2 NPT Pipe Plug
12	614212	4	4C1T-6FJX-6FJX-164	45	504210	1	3/4 NPT to 1/2 Reducer Bushing
13	615401	1	6C1T-6FJX-6FJX-22	46	504501	1	3/4 NPT x 90° Elbow
14	614555	3	10C2AT-10FJX-10FJX-42	47	506005	1	1 1/4 to 1 Reducer Bushing
15	614373	3	8RLA-8FJX-8FJX-44	48	506200	2	1/4 NPT Close Nipple
16	611204	4	4C1T-6FJX-6FJX-78	49	506410	2	1 1/4 NPT x 90° Street Elbow
17	614101	1	4C1A-6FJX-6FJX-133	50	506701	1	1 1/4 NPT Side Outlet Elbow
18	614576	3	10C1T-8FJX-8FJX-80	51	611124	6	1/2 NPT x 90° x 7/8 MJIC
19	614579	1	10C1T-10FJX-8FJX-100	52	611126	3	7/8 MOR x 7/8 MJIC
20	614577	2	10C1T-8FJX-10FJX-200	53	611145	1	1/2 NPT x 90° x 3/4 MJIC
21	614580	1	10RLA-10FJX-8FJX-100	54	611147	4	1/2 NPT x 3/4 MJIC
22	614504	2	4C1A-6FJX-6FJX-301	55	618330	2	1 NPT x 1 5/16 MOR
23	614578	2	10RLA-10FJX-8FJX-200	56	714350	1	3/4 NPT x 1/2 Hose Barb
24	615473	1	6C1T-6FJX-8FJX-18	57	715660	1	1 1/4 NPT x 1 1/4 Hose Barb
25	615465	1	8C1T-8FJX-8FJX-33	58	610305	3	3/4 NPT x 90° x 3/4 MJIC
26	611260	1	4C1A-6FJX-6FJX-44	59	618156	3	3/4 NPT x 90° x 7/8 MJIC
27	614556	1	16C2AT-16FJX-16FJX90-114	60	618183	13	7/8 MOR x 90° x 3/4 MJIC
28	601194	1	1 1/4" 2-Braid Red Hose x 93	61	618444	3	9/16 MOR Run Tee x 9/16 MJIC
29	601279	1	1/2" 1-Braid Black RLA x 38 Hose	62	714340	1	1/2 NPT x 1/2 Hose Barb
30	611122	3	1/4 NPT x 90° x 9/16 MJIC	63	610193	1	9/16 MJIC Bulk Head Branch Tee
31	614365	3	Restrictor Elbow Assembly				
32	618011	1	3/8 NPT x 9/16 MJIC	65	618482	1	3/4 FJIC x 9/16 MJIC
33	618486	2	9/16 FJIC Swivel Run Tee				



1985 8200 HYDRAULIC SCHEMATIC
 SIX ROW ROLLER PULLER WITH TASSELTROL
 REFERENCE DRAWING NO.-498188

Ref.	Part No.	Req.	Description	Ref.	Part No.	Req.	Description
1	610257	1	Hydraulic Stack Valve	34	618090	2	1 5/16 MOR x 1 NPT Adaptor
2	606499	1	Large Cessna Pump	35	618178	2	1 5/16 MOR x 90° x 1 5/16 MJIC
3	605601	1	Gresen Filter 10 Micron 40 GPM	36	714561	1	1 NPTF x 1 1/4 Hose Barb
4	606952	1	Relief Valve 2000 PSI	37	503600	1	1/2 NPT Close Nipple
5	610050	1	3 Section Flow Divider	38	503700	2	1/2 NPT Pipe Plug
6	614240	1	3/4 NPT Relief Valve	39	504210	1	3/4 NPT x 1/2 NPT Reducer Bushing
7	614566	1	Front Return Manifold	40	504501	1	3/4 NPT x 90° Elbow
8	606004	3	Gresen 1-Spool Valve	41	506005	1	1 1/4 to 1 Reducer Bushing
9	610051	6	Barnes Hydraulic Motor	42	506200	2	1 1/4 NPT Close Nipple
10	610225	3	Hydraulic Lift Cylinder	43	506410	2	1 1/4 NPT x 90° Street Elbow
11	614077	1	4C1T-6FJX-6FJX-88	44	506701	1	1 1/4 NPT Side Outlet Elbow
12	614101	3	4C1A-6FJX-6FJX-133	45	611124	6	1/2 NPT x 90° x 7/8 MJIC
13	614555	3	10C2AT-10FJX-10FJX-42	46	611126	3	7/8 MOR x 7/8 MJIC
14	614373	3	8RLA-8FJX-8FJX-44	47	611145	1	1/2 NPT x 90° x 3/4 MJIC
15	611204	4	4C1T-6FJX-6FJX-78	48	611147	4	1/2 NPT x 3/4 MJIC
16	614576	3	10C1T-8FJX-8FJX-80	49	618330	2	1 NPT x 1 5/16 MOR
17	614579	1	10C1T-10FJX-8FJX-100	50	714350	1	3/4 NPT x 1/2 Hose Barb
18	614577	2	10C1T-8FJX-10FJX-200	51	715660	1	1 1/4 NPT x 1 1/4 Hose Barb
19	614580	1	10RLA-10FJX-8FJX-100	52	610305	3	3/4 NPT x 90° x 3/4 MJIC
20	614504	2	4C1A-6FJX-6FJX-301	53	618156	3	3/4 NPT x 90° x 7/8 MJIC
21	614578	2	10RLA-10FJX-8FJX-200	54	618183	13	7/8 MOR x 90° x 3/4 MJIC
22	615473	1	6C1T-6FJX-8FJX-18	55	618444	3	9/16 MOR x 9/16 MJIC Run Tee
23	615465	1	8C1T-8FJX-8FJX-33	56	614365	3	Restrictor Elbow Assembly
24	611260	1	4C1A-6FJX-6FJX-44	57	714340	1	1/2 NPT x 1/2 Hose Barb
25	614556	1	16C2AT-16FJX-16FJX90-114	58	610193	1	9/16 MJIC Bulk Head Branch Tee
26	601194	1	1 1/4" 2-Braid Red Hose x 93	59			
27	601279	1	1/2" 1-Braid Black RLA x 38 Hose	60	618482	1	3/4 FJIC x 9/16 MJIC
28	618011	1	3/8 NPT x 9/16 MJIC	61	618170	1	3/4 MOR x 9/16 FOR
29	618486	2	9/16 MJIC Swivel Run Tee	62	618562	1	9/16 MOR x 90° x 1/4 MNPT
30	618115	1	3/4 MOR x 90° x 9/16 MJIC	63	610447	1	Inline Hydraulic Filter
31	618119	6	9/16 MOR x 90° x 9/16 MJIC	64	611122	1	1/4 MNPT x 90° x 9/16 MJIC
32	505210	1	1.00 NPT x 3.00 Pipe Nipple	65	615401	1	6C1T-6FJX-6FJX-22
33	505300	1	1.00 NPT x 90° Elbow				

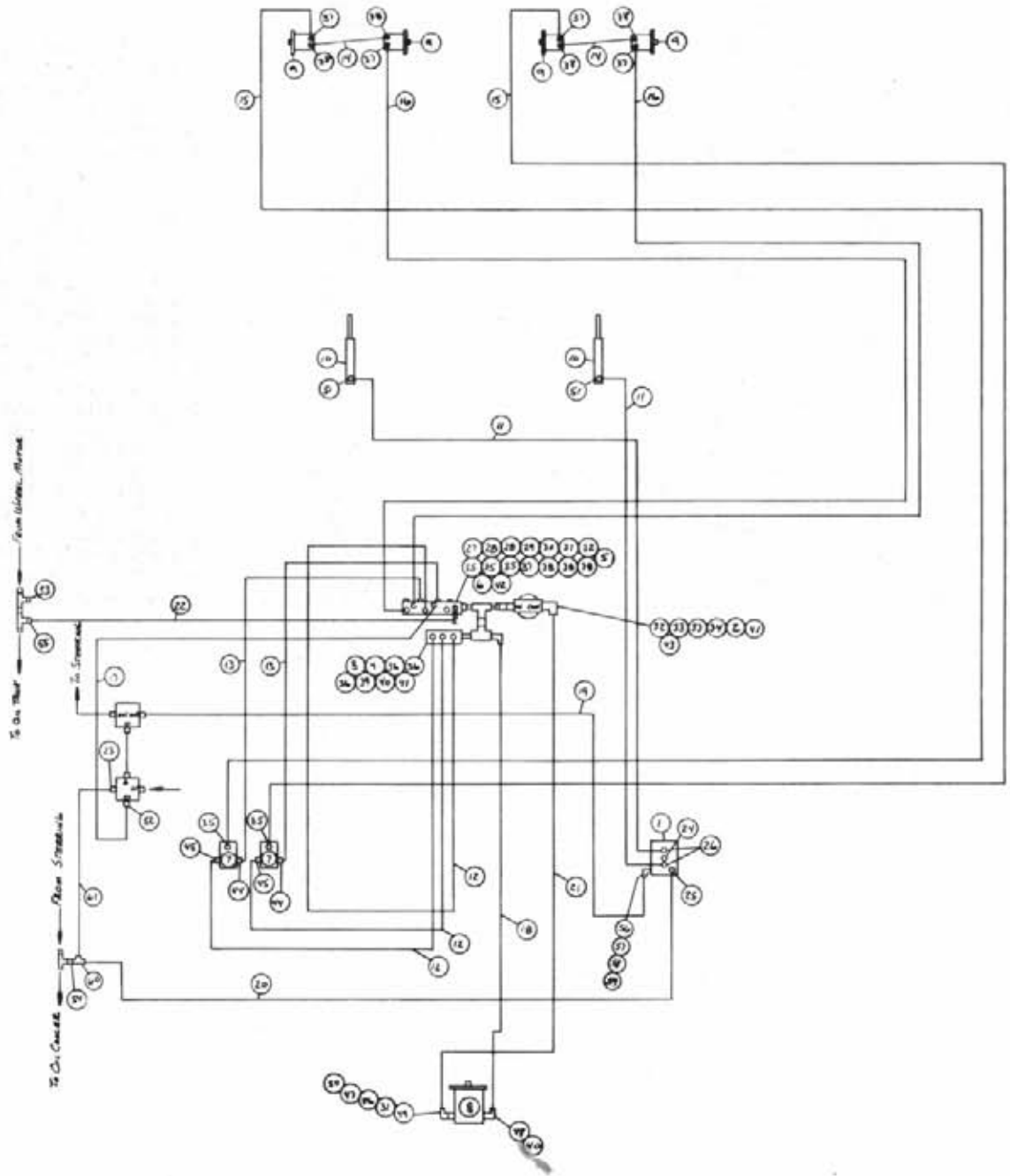


1985 8200 HYDRAULIC SCHEMATIC

FOUR ROW TIRE PULLER WITHOUT TASSEL TROL

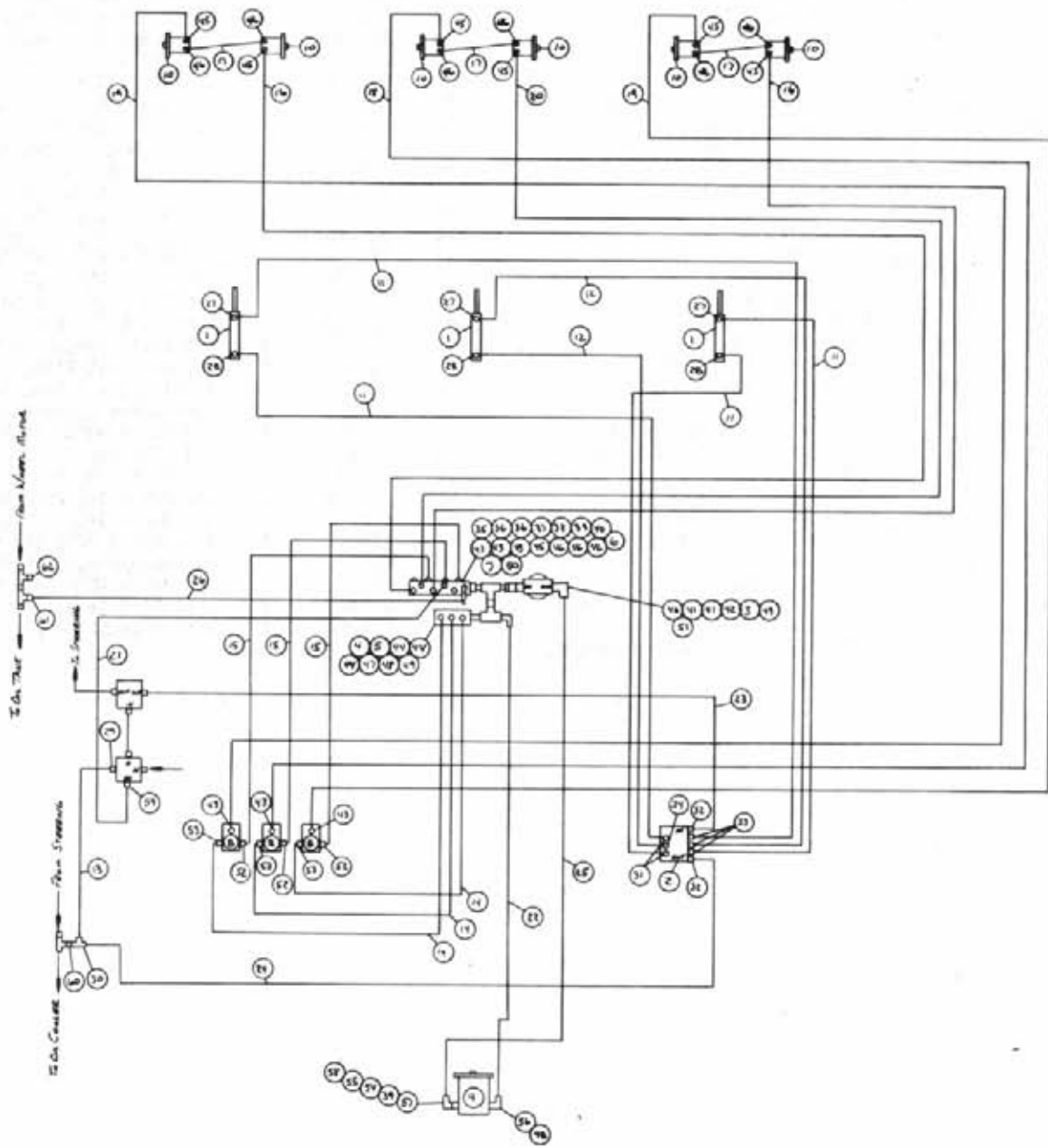
REFERENCE DRAWING NO.-498189

Ref.	Part No.	Req.	Description	Ref.	Part No.	Req.	Description
1	620900	2	Hydraulic Lift Cylinder	31	504501	1	3/4 NPT x 90° Elbow
2	605601	1	Gresen Filter 10 Micron 40 GPM	32	506005	2	1 1/4 to 1 Reducer Bushing
3	606952	1	Relief Valve 2000 PSI	33	506200	2	1 1/4 NPT Close Nipple
4	610050	1	3 Section Flow Divider	34	506410	2	1 1/4 NPT Street Elbow
5	614240	1	3/4 NPT Relief Valve	35	506701	1	1 1/4 NPT Side Outlet Elbow
6	614566	1	Front Return Manifold	36	611124	5	1/2 NPT x 90° x 7/8 MJIC
7	606004	2	Gresen 1-Spool Valve	37	611126	3	7/8 MOR x 7/8 MJIC
8	610388	1	Sundstrand Gear Pump 2.04 cu. in.	38	611145	5	1/2 NPT x 90° x 3/4 MJIC
9	606585	1	Cessna Three Spool Valve	39	611147	7	1/2 NPT x 3/4 MJIC
10	604005	4	Orbital Motor 10.3 cu. in.	40	618090	1	1 5/16 MOR x 1 NPT Adaptor
11	614101	4	4C1A-6FJX-6FJX-133	41	168178	2	1 5/16 MOR x 90° x 1 5/16 MJIC
12	615401	1	6C1T-6FJX-6FJX-22	42	618330	2	1 NPT x 1 5/16 MOR
13	614555	3	10C2AT-10FJX-10FJX-42	43	714350	1	3/4 NPT x 1/2 Hose Barb
14	614373	2	8RLA-8FJX-8FJX-44	44	715660	1	1 1/4 NPT x 1 1/4 Hose Barb
15	614382	2	8C1T-8FJX-8FJX-40	45	610305	2	3/4 NPT x 90° x 3/4 MJIC
16	614581	2	10C1T-10FJX-8FJX-168	46	618156	2	3/4 NPT x 90° x 7/8 MJIC
17	614582	2	10RLA-10FJX-8FJX-198	47	505210	1	1 NPT x 3.00 Pipe Nipple
18	615465	1	8C1T-8FJX-8FJX-33	48	505300	1	1 NPT x 90° Elbow
19	614556	1	16C2AT-16FJX-16FJX90-114	49	618176	1	1 4-Bolt Flange x 1 5/16 O-Ring
20	611204	1	4C1T-6FJX-6FJX-78	50	618550	1	1 1/4 4-Bolt Flange x 1 1/4 NPTF
21	611260	1	4C1A-6FJX-6FJX-44	51	714561	1	1 NPTF x 1 1/4 Hose Barb
22	601194	1	1 1/4" 2-Braid Red Hose x 93	52	610185	2	9/16 MOR Plug
23	601279	1	1/2" 1-Braid Black RLA x 38 Hose	53	618119	2	9/16 MOR x 90° x 9/16 MJIC
24	611122	2	1/4 NPT x 90° x 9/16 MJIC	54	618126	2	9/16 MOR x 9/16 MJIC
25	614365	2	Restrictor Elbow Assembly	55	618425	2	9/16 MOR x 45° x 9/16 MJIC
26	618011	1	3/8 NPT x 9/16 MJIC	56	618532	2	3/4 FJIC Cap
27	618486	1	9/16 FJIC Swivel Run Tee	57	618183	1	7/8 MOR x 90° x 3/4 MJIC
28	503600	1	1/2 NPT Close Nipple	58	618482	1	3/4 FJIC x 9/16 MJIC
29	503700	2	1/2 NPT Pipe Plug	59	714340	1	1/2 NPT x 1/2 Hose Barb
30	504210	1	3/4 NPT x 1/2 NPT Reducer Bushing				



1985 8200 HYDRAULIC SCHEMATIC
 FOUR ROW TIRE PULLER WITH TASSELTROL
 REFERENCE DRAWING NO.-498190

Ref.	Part No.	Req.	Description	Ref.	Part No.	Req.	Description
1	610257	1	Hydraulic Stack Valve	32	506200	2	1 1/4 Close Nipple
2	605601	1	Gresen Filter 10 Micron 40 GPM	33	506410	2	1 1/4 NPT x 90° Street Elbow
3	606952	1	Relief Valve 2000 PSI	34	506701	1	1 1/4 NPT Side Outlet Elbow
4	610050	1	3 Section Flow Divider	35	611124	5	1/2 NPT x 90° x 7/8 MJIC
5	614240	1	3/4 NPT Relief Valve	36	611126	3	7/8 MOR x 7/8 MJIC
6	614566	1	Front Manifold Weldment	37	611145	5	1/2 NPT x 90° x 3/4 MJIC
7	606004	2	Gresen 1 Spool Valve	38	611147	7	1/2 NPT x 3/4 MJIC
8	610388	1	Sundstrand Gear Pump 2.04 cu. in.	39	618090	1	1 5/16 MOR x 1 NPT Adaptor
9	604005	4	Orbital Motor 10.3 cu. in.	40	618178	2	1 5/16 MOR x 90° x 1 5/16 MJIC
10	620225	2	Hydraulic Lift Cylinder	41	618330	2	1 NPT x 1 5/16 MOR
11	614101	2	4C1A-6FJX-6FJX-133	42	714350	1	3/4 NPT x 1/2 Hose Barb
12	614555	3	10C2AT-10FJX-10FJX-42	43	715660	1	1 1/4 NPT x 1 1/4 Hose Barb
13	614373	2	8RLA-8FJX-8FJX-44	44	610305	2	3/4 NPT x 90° x 3/4 MJIC
14	614382	2	8C1T-8FJX-8FJX-40	45	618156	2	3/4 NPT x 90° x 7/8 MJIC
15	614581	2	10C1T-10FJX-8FJX-168	46	505210	1	1 NPT x 3.00 Pipe Nipple
16	614582	2	10RLA-10FJX-8FJX-198	47	505300	1	1 NPT x 90° Elbow
17	615465	1	8C1T-8FJX-8FJX-33	48	618176	1	1 4-Bolt Flange x 1 5/16 O-Ring
18	614556	1	16C2AT-16FJX-16FJX90-114	49	618550	1	1 1/4 4-Bolt Flange x 1 1/4 NPT
19	611204	1	4C1T-6FJX-6FJX-78	50	714561	1	1 NPT x 1 1/4 Hose Barb
20	611260	1	4C1A-6FJX-6FJX-44	51	614365	2	Restrictor Elbow Assembly
21	601194	1	1 1/4" 2-Braid Red Hose x 93	52	618183	1	7/8 MOR x 90° x 3/4 MJIC
22	601279	1	1/2" 1-Braid Black RLA x 38 Hose	53	618532	1	3/4 FJIC Cap
23	618011	1	3/8 NPT x 9/16 MJIC	54	618482	1	3/4 FJIC x 9/16 MJIC
24	610185	1	9/16 MOR Plug	55	714340	1	1/2 NPT x 1/2 Hose Barb
25	618115	1	3/4 MOR x 90° x 9/16 MJIC	56	618170	1	3/4 MOR x 9/16 FOR
26	618119	2	9/16 MOR x 90° x 9/16 MJIC	57	618562	1	9/16 MOR x 90° x 1/4 MNPT
27	503600	1	1/2 NPT Close Nipple	58	610447	1	Inline Hydraulic Filter
28	503700	2	1/2 NPT Pipe Plug	59	611122	1	1/4 NPT x 90° x 9/16 MJIC
29	504210	1	3/4 NPT x 1/2 NPT Reducer Bushing	60	618486	1	9/16 FJIC Swivel Run Tee
30	504501	1	3/4 NPT x 90° Elbow	61	615401	1	6C1T-6FJX-6FJX-22
31	506005	2	1 1/4 NPT to 1 NPT Reducer Bushing				

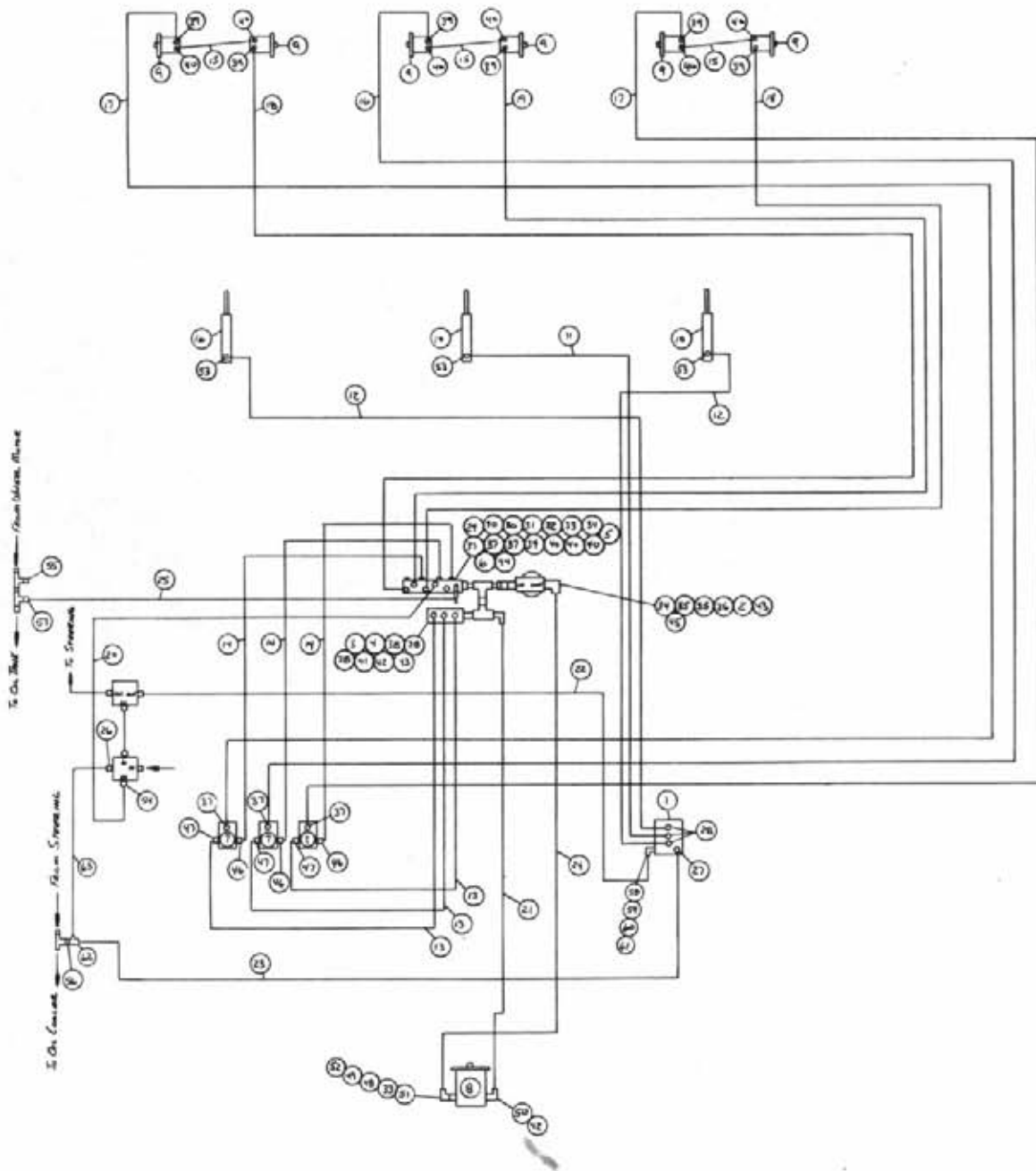


1985 8200 HYDRAULIC SCHEMATIC

SIX ROW TIRE PULLER WITHOUT TASSELTRON

REFERENCE DRAWING NO.-498191

Ref.	Part No.	Req.	Description	Ref.	Part No.	Req.	Description
1	620900	3	Hydraulic Lift Cylinder	32	618126	2	9/16 MOR x 9/16 MJIC
2	606585	1	Cessna Three Spool Valve	33	618425	3	9/16 MOR x 45° x 9/16 MJIC
3	605601	1	Gresen Filter 10 Micron 40 GPM	34	618440	1	9/16 MOR x 90° x 9/16 MJIC
4	606952	1	Relief Valve 2000 PSI	35	503600	1	1/2 NPT Close Nipple
5	610050	1	3 Section Flow Divider	36	503700	2	1/2 NPT Pipe Plug
6	614240	1	3/4 NPT Relief Valve	37	504210	1	3/4 NPT x 1/2 NPT Reducer Bushing
7	614566	1	Front Return Manifold	38	504501	1	3/4 NPT x 90° Elbow
8	606004	3	Gresen 1-Spool Valve	39	506005	2	1 1/4 to 1 Reducer Bushing
9	610388	1	Sundstrand Gear Pump 2.04 cu. in.	40	506200	2	1 1/4 Close Nipple
10	604005	6	Orbital Motor 10.3 cu. in.	41	506410	2	1 1/4 NPT x 90° Street Elbow
11	611212	4	4C1T-6FJX-6FJX-164	42	506701	1	1 1/4 NPT Side Outlet Elbow
12	614077	2	4C1T-6FJX-6FJX-88	43	611124	6	1/2 NPT x 90° x 7/8 MJIC
13	615401	1	6C1T-6FJX-6FJX-22	44	611126	3	7/8 MOR x 7/8 MJIC
14	614555	3	10C2AT-10FJX-10FJX-42	45	611145	7	1/2 NPT x 90° x 3/4 MJIC
15	614373	3	BRLA-8FJX-8FJX-44	46	611147	9	1/2 NPT x 3/4 MJIC
16	614578	2	10RLA-10FJX-8FJX-200	47	618090	1	1 5/16 MOR x 1 NPT Adaptor
17	614382	3	8C1T-8FJX-8FJX-40	48	618178	2	1 5/16 MOR x 90° x 1 5/16 MJIC
18	614579	1	10C1T-10FJX-8FJX-100	49	618330	2	1 NPT x 1 5/16 MOR
19	614577	2	10C1T-8FJX-10FJX-200	50	714350	1	3/4 NPT x 1/2 Hose Barb
20	614580	1	10RLA-10FJX-8FJX-100	51	715660	1	1 1/4 NPT x 1 1/4 Hose Barb
21	615465	1	8C1T-8FJX-8FJX-33	52	610305	3	3/4 NPT x 90° x 3/4 MJIC
22	614556	1	16C2AT-16FJX-16FJX90-114	53	618156	3	3/4 NPT x 90° x 7/8 MJIC
23	611204	1	4C1T-6FJX-6FJX-78	54	505210	1	1 NPT x 3.00 Pipe Nipple
24	611260	1	4C1A-6FJX-6FJX-44	55	505300	1	1 NPT x 90° Elbow
25	601194	1	1 1/4" 2-Braid Red Hose x 93	56	618176	1	1 4-Bolt Flange x 1 5/16 O-Ring
26	601279	1	1/2" 1-Braid Black RLA x 38 Hose	57	618550	1	1 1/4 4-Bolt Flange x 1 1/4 NPTF
27	611122	3	1/4 NPT x 90° x 9/16 MJIC	58	714561	1	1 NPT x 1 1/4 Hose Barb
28	614365	3	Restrictor Elbow Assembly	59	618183	1	7/8 MOR x 90° x 3/4 MJIC
29	618011	1	3/8 NPT x 9/16 MJIC	60	618482	1	3/4 FJIC x 9/16 MJIC
30	618486	1	9/16 FJIC Swivel Run Tee	61	714340	1	1/2 NPT x 1/2 Hose Barb
31	618119	2	9/16 MOR x 90° x 9/16 MJIC	62	618532	1	3/4 FJIC Cap

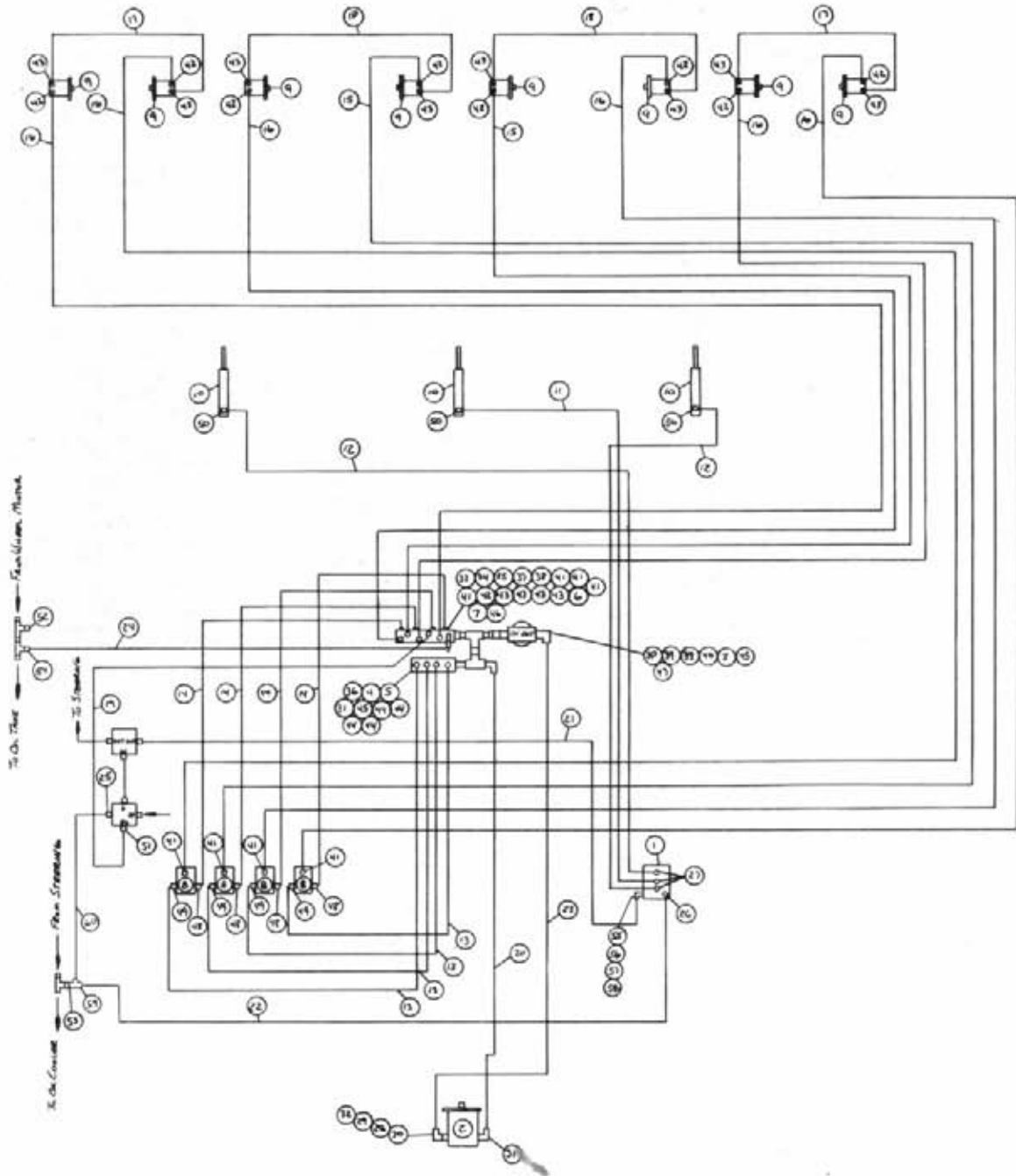


1985 8200 HYDRAULIC SCHEMATIC

SIX ROW TIRE PULLER WITH TASSELTRON

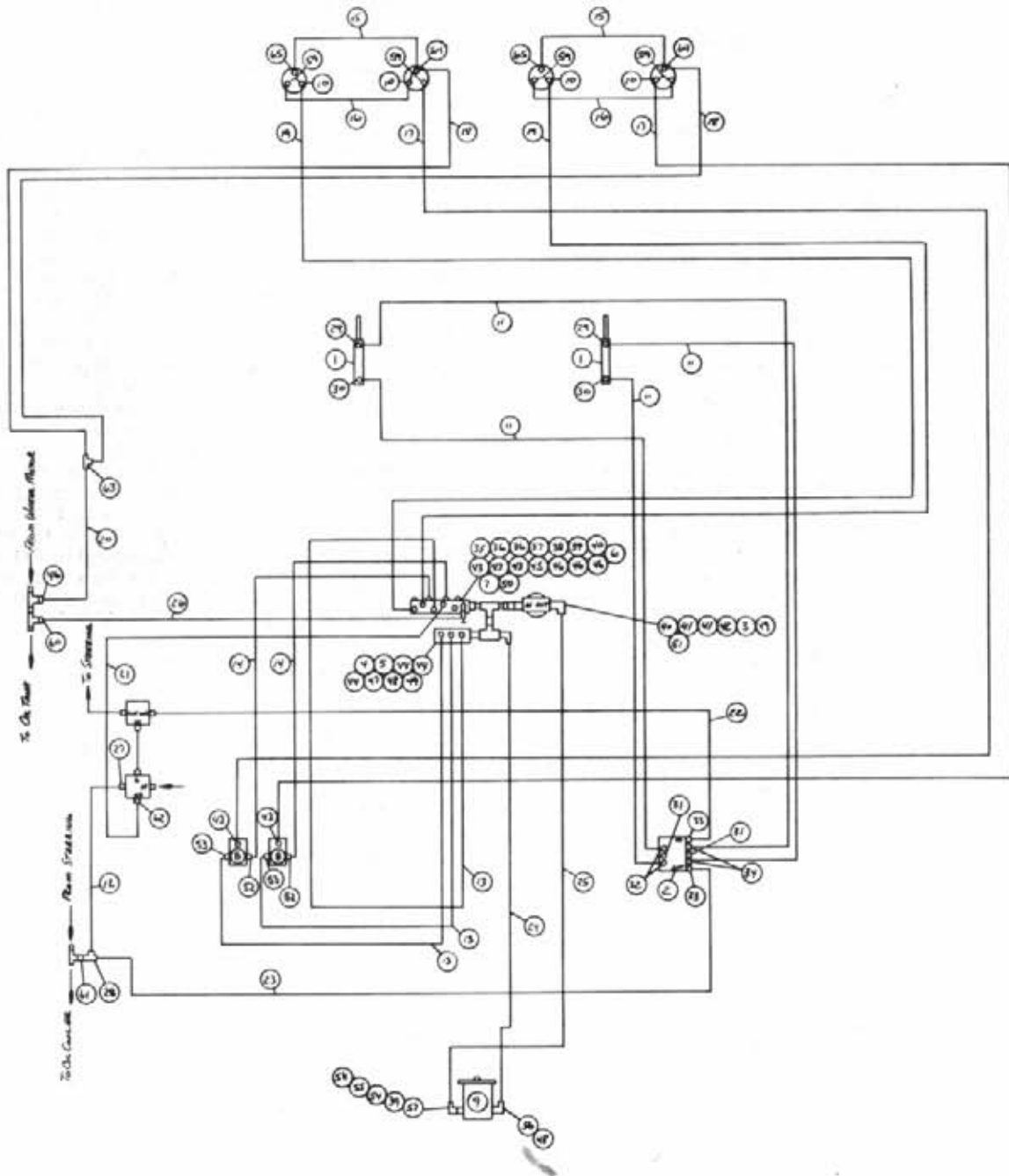
REFERENCE DRAWING NO.-498192

Ref.	Part No.	Req.	Description	Ref.	Part No.	Req.	Description
1	610257	1	Hydraulic Stack Valve	33	506005	2	1 1/4 to 1 Reducer Bushing
2	605601	1	Gresen Filter 10 Micron 40 GPM	34	506200	2	1 1/4 NPT Close Nipple
3	606952	1	Relief Valve 2000 PSI	35	506410	2	1 1/4 NPT x 90° Street Elbow
4	610050	1	3 Section Flow Divider	36	506701	1	1 1/4 NPT Side Outlet Elbow
5	614240	1	3/4 NPT Relief Valve	37	611124	6	1/2 NPT x 90° x 7/8 MJIC
6	614566	1	Front Return Manifold	38	611126	3	7/8 MOR x 7/8 MJIC
7	606004	3	Gresen 1-Spool Valve	39	611145	7	1/2 NPT x 90° x 3/4 MJIC
8	610388	1	Sundstrand Gear Pump 2.04 cu. in.	40	611147	9	1/2 NPT x 3/4 MJIC
9	604005	6	Orbital Motor 10.3 cu. in.	41	618090	1	1 5/16 MOR x 1 NPT Adaptor
10	620225	3	Hydraulic Lift Cylinder	42	618178	2	1 5/16 MOR x 90° x 1 5/16 MJIC
11	614077	1	4C1T-6FJX-6FJX-88	43	618330	2	1 NPT x 1 5/16 MOR
12	614101	2	4C1A-6FJX-6FJX-133	44	714350	1	3/4 NPT x 1/2 Hose Barb
13	614555	3	10C2AT-10FJX-10FJX-42	45	715660	1	1 1/4 NPT x 1 1/4 Hose Barb
14	614373	3	8RLA-8FJX-8FJX-44	46	610305	3	3/4 NPT x 90° x 3/4 MJIC
15	614382	3	8C1T-8FJX-8FJX-40	47	618156	3	3/4 NPT x 90° x 7/8 MJIC
16	614579	1	10C1T-10FJX-8FJX-100	48	505210	1	1 NPT x 3.00 Pipe Nipple
17	614577	2	10C1T-8FJX-10FJX-200	49	505300	1	1 NPT x 90° Elbow
18	614578	2	10RLA-10FJX-8FJX-200	50	618176	1	1 4-Bolt Flange x 1 5/16 O-Ring
19	614580	1	10RLA-10FJX-8FJX-100	51	618550	1	1 1/4 4-Bolt Flange x 1 1/4 NPTF
20	615465	1	8C1T-8FJX-8FJX-33	52	714561	1	1 NPT x 1 1/4 Hose Barb
21	614556	1	16C2AT-16FJX-16FJX90-114	53	614365	3	Restrictor Elbow Assembly
22	611204	1	4C1T-6FJX-6FJX-78	54	618183	1	7/8 MOR x 90° x 3/4 MJIC
23	611260	1	4C1T-6FJX-6FJX-44	55	618532	1	3/4 FJIC Cap
24	601194	1	1 1/4" 2-Braid Red Hose x 93	56	618482	1	3/4 FJIC x 9/16 MJIC
25	601279	1	1/2" 1-Braid Black RLA x 38 Hose	57	714340	1	1/2 NPT x 1/2 Hose Barb
26	618011	1	3/8 NPT x 9/16 MJIC	58	618170	1	3/4 MOR x 9/16 FOR
27	618115	1	3/4 MOR x 90° x 9/16 MJIC	59	618562	1	9/16 MOR x 90° x 1/4 MNPT
28	618119	3	9/16 x 90° x 9/16 MJIC	60	610447	1	Inline Hydraulic Filter
29	503600	1	1/2 NPT Close Nipple	61	611122	1	1/4 NPT x 90° x 9/16 MJIC
30	503700	2	1/2 NPT Pipe Plug	62	618486	1	9/16 FJIC Swivel Run Tee
31	504210	1	3/4 NPT x 1/2 Reducer Bushing	63	615401	1	6C1T-6FJX-6FJX-22



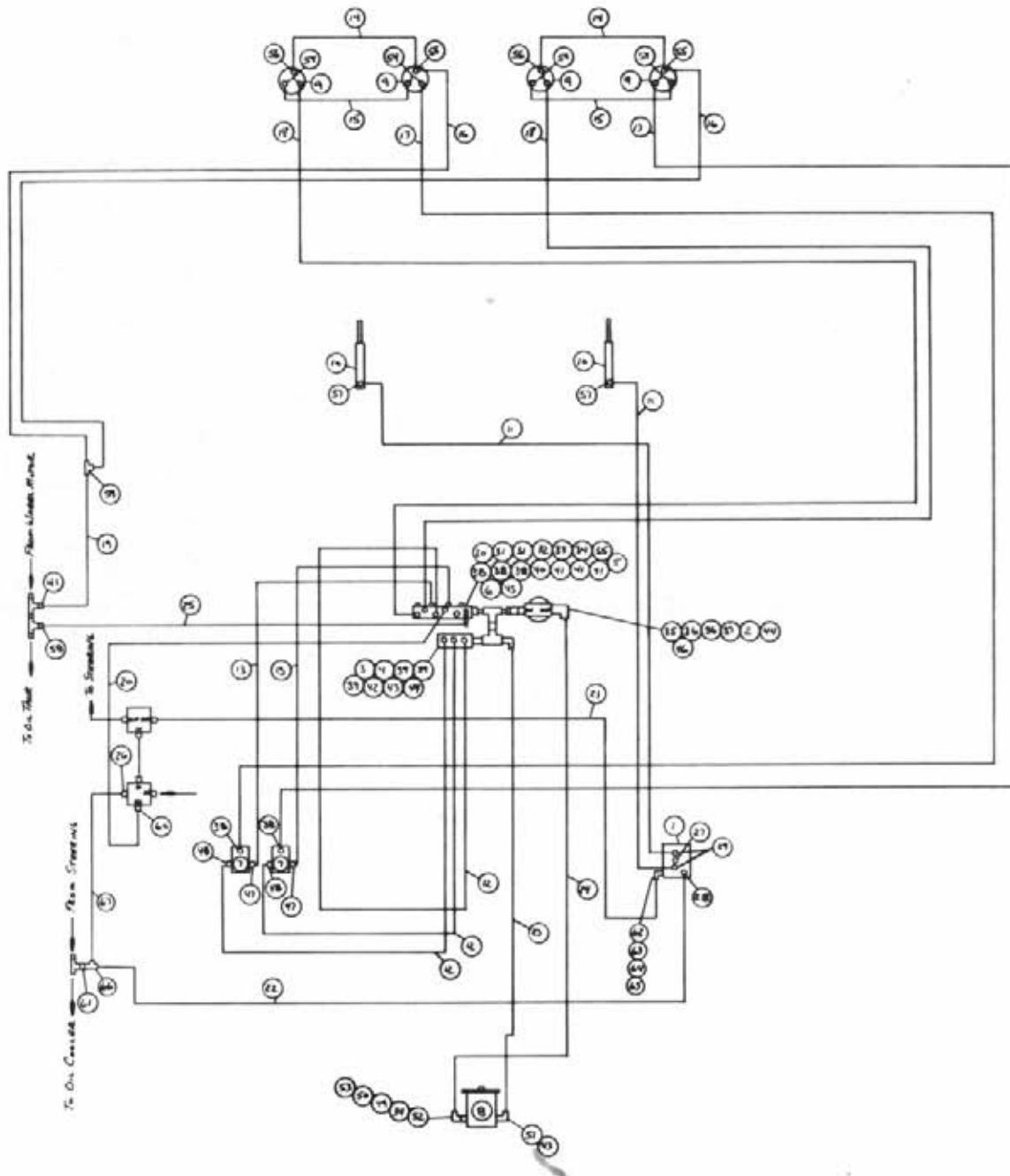
1985 8200 HYDRAULIC SCHEMATIC
EIGHT ROW TIRE PULLER WITH TASSELTRON
REFERENCE DRAWING NO.-498193

Ref.	Part No.	Req.	Description	Ref.	Part No.	Req.	Description
1	610257	1	Hydraulic Stack Valve	31	618178	2	1 5/16 MOR x 90° x 1 5/16 MJIC
2	606499	1	Large Cessna Pump	32	714561	1	1 NPT x 1 1/4 Hose Barb
3	605601	1	Gresen Filter 10 Micron 40 GPM	33	503600	1	1/2 NPT Close Nipple
4	606952	1	Relief Valve 2000 PSI	34	504210	1	3/4 NPT x 1/2 NPT Reducer Bushing
5	610389	1	4 Section Flow Divdier	35	504501	1	3/4 NPT x 90° Elbow
6	614240	1	3/4 NPT Relief Valve	36	505102	1	1.00 NPT Pipe Nipple
7	614566	1	Front Return Manifold	37	506005	1	1 1/4 NPT to 1 NPT Reducer Bushing
8	606004	4	Gresen 1-Spool Valve	38	506200	2	1 1/4 NPT Close Nipple
9	604005	8	Orbital Motor 10.3 cu. in.	39	506410	2	1 1/4 NPT x 90° Street Elbow
10	620225	3	Hydraulic Lift Cylinder	40	506701	1	1 1/4 NPT Side Outlet Elbow
11	614077	1	4C1T-6FJX-6FJX-88	41	611124	8	1/2 NPT x 90° x 7/8 MJIC
12	614101	2	4C1T-6FJX-6FJX-133	42	611145	9	1/2 NPT x 90° x 3/4 MJIC
13	614555	4	10C2AT-10FJX-10FJX-42	43	611147	12	1/2 NPT x 3/4 MJIC
14	614373	4	8RLA-8FJX-8FJX-44	44	618059	4	3/4 NPT x 7/8 MJIC
15	614563	2	8C1T-8FJX-10FJX-150	45	618330	2	1 NPT x 1 5/16 MOR
16	614569	6	8C1T-8FJX-10FJX-230	46	714350	1	3/4 NPT x 1/2 Hose Barb
17	614382	2	8C1T-8FJX-8FJX-40	47	715660	1	1 1/4 NPT x 1 1/4 Hose Barb
18	614384	2	8C1T-8FJX-8FJX-237	48	610305	4	3/4 NPT x 90° x 3/4 MJIC
19	615465	1	8C1T-8FJX-8FJX-33	49	618156	4	3/4 NPT x 90° x 7/8 MJIC
20	614556	1	16C2AT-16FJX-16FJX90-114	50	614365	3	Restrictor Elbow Assembly
21	611204	1	4C1T-6FJX-6FJX-78	51	618183	1	7/8 MOR x 90° x 3/4 MJIC
22	611260	1	4C1A-6FJX-6FJX-44	52	618532	1	3/4 FJIC Cap
23	601194	1	1 1/4" 2-Braid Red Hose x 93	53	618482	1	3/4 FJIC x 9/16 MJIC
24	601279	1	1/2" 1-Braid Black RLA x 38 Hose	54	714340	1	1/2 NPT x 1/2 Hose Barb
25	618011	1	3/8 NPT x 9/16 MJIC	55	618170	1	3/4 MOR x 9/16 FOR
26	618115	1	3/4 MOR x 90° x 9/16 MJIC	56	618562	1	9/16 MOR x 90° x 1/4 MNPT
27	618119	3	9/16 MOR x 90° x 9/16 MJIC	57	610447	1	Inline Hydraulic Filter
28	505210	1	1 NPT x 3.00 Pipe Nipple	58	611122	1	1/4 NPT x 90° x 9/16 MJIC
29	505300	1	1 NPT x 90° Elbow	59	618486	1	9/16 FJIC Swivel Run Tee
30	618090	1	1 5/16 MOR x 1 NPT Adaptor	60	615401	1	6C1T-6FJX-6FJX-22



1985 8200 HYDRAULIC SCHEMATIC
 FOUR ROW CUTTER WITHOUT TASSELTROL
 REFERENCE DRAWING NO.-498194

Ref.	Part No.	Req.	Description	Ref.	Part No.	Req.	Description
1	620900	2	Hydraulic Lift Cylinder	34	618425	2	9/16 MOR x 45° x 9/16 MJIC
2	606585	1	Cessna Three Spool Valve	35	503600	1	1/2 NPT Close Nipple
3	605601	1	Gresen Filter 10Micron 40 GPM	36	503700	2	1/2 NPT Pipe Plug
4	606952	1	Relief Valve 2000 PSI	37	504210	1	3/4 NPT x 1/2 NPT Reducer Bushing
5	610050	1	3 Section Flow Divider	38	504501	1	3/4 NPT x 90° Elbow
6	614240	1	3/4 NPT Relief Valve	39	506005	2	1 1/4 NPT to 1 NPT Reducer Bushing
7	614566	1	Front Return Manifold	40	506200	2	1 1/4 NPT Close Nipple
8	606004	2	Gresen 1-Spool Valve	41	506410	2	1 1/4 NPT x 90° Street Elbow
9	610388	1	Sundstrand Gear Pump 2.04 cu. in.	42	506701	1	1 1/4 Side Outlet Elbow
10	618203	4	Barnes Hydraulic Motor	43	611124	5	1/2 NPT x 90° x 7/8 MJIC
11	614101	4	4C1A-6FJX-6FJX-133	44	611126	3	7/8 MOR x 7/8 MJIC
12	615401	1	6C1T-6FJX-6FJX-22	45	611145	1	1/2 NPT x 90° x 3/4 MJIC
13	614555	3	10C2AT-10FJX-10FJX-42	46	611147	4	1/2 NPT x 3/4 MJIC
14	614373	2	8RLA-8FJX-8FJX-44	47	618090	1	1 5/16 MOR x 1 NPT Adaptor
15	611206	2	4C1T-6FJX-6FJX-66	48	618178	2	1 5/16 MOR x 90° x 1 5/16 MJIC
16	614368	2	8C1T-8FJX-8FJX-60	49	618330	2	1 NPT x 1 5/16 MOR
17	614581	2	10C1T-10FJX-8FJX-168	50	714350	1	3/4 NPT x 1/2 Hose Barb
18	611210	2	4C1T-6FJX-6FJX-156	51	715660	1	1 1/4 NPT x 1 1/4 Hose Barb
19	614582	2	10RLA-10FJX-8FJX-198	52	610305	2	3/4 NPT x 90° x 3/4 MJIC
20	615473	1	6C1T-6FJX-8FJX-18	53	618156	2	3/4 NPT x 90° x 7/8 MJIC
21	615465	1	8C1T-8FJX-8FJX-33	54	505210	1	1 NPT x 3.00 Pipe Nipple
22	611204	1	4C1T-6FJX-6FJX-78	55	505300	1	1 NPT x 90° Elbow
23	611260	1	4C1A-6FJX-6FJX-44	56	618176	1	1" 4-Bolt Flange x 1 5/16 O-Ring
24	614556	1	16C2AT-16FJX-16FJX90-114	57	618550	1	1 1/4 4-Bolt Flange x 1 1/4 NPTF
25	601194	1	1 1/4" 2-Braid Red Hose x 93	58	714561	1	1 NPT x 1 1/4 Hose Barb
26	601279	1	1/2" 1-Braid Black RLA x 38 Hose	59	611125	8	3/4 MOR x 3/4 MJIC
27	618011	1	3/8 NPT x 9/16 MJIC	60	714340	1	1/2 NPT x 1/2 Hose Barb
28	618486	1	9/16 FJIC Swivel Run Tee	61	618482	1	3/4 FJIC x 9/16 MJIC
29	611122	4	1/4 NPT x 90° x 9/16 MJIC	62	618183	1	7/8 MOR x 90° x 3/4 MJIC
30	614365	2	Restrictor Elbow Assembly	63	610193	1	9/16 MJIC Bulk Head Branch Tee
31	610185	2	9/16 MOR Plug	64	618546	2	1/8 NPT x 9/16 MJIC Run Tee
32	618119	2	9/16 MOR x 90° x 9/16 MJIC	65	618530	2	1/8 NPT x 9/16 MJIC
33	618126	2	9/16 MOR x 9/16 MJIC				

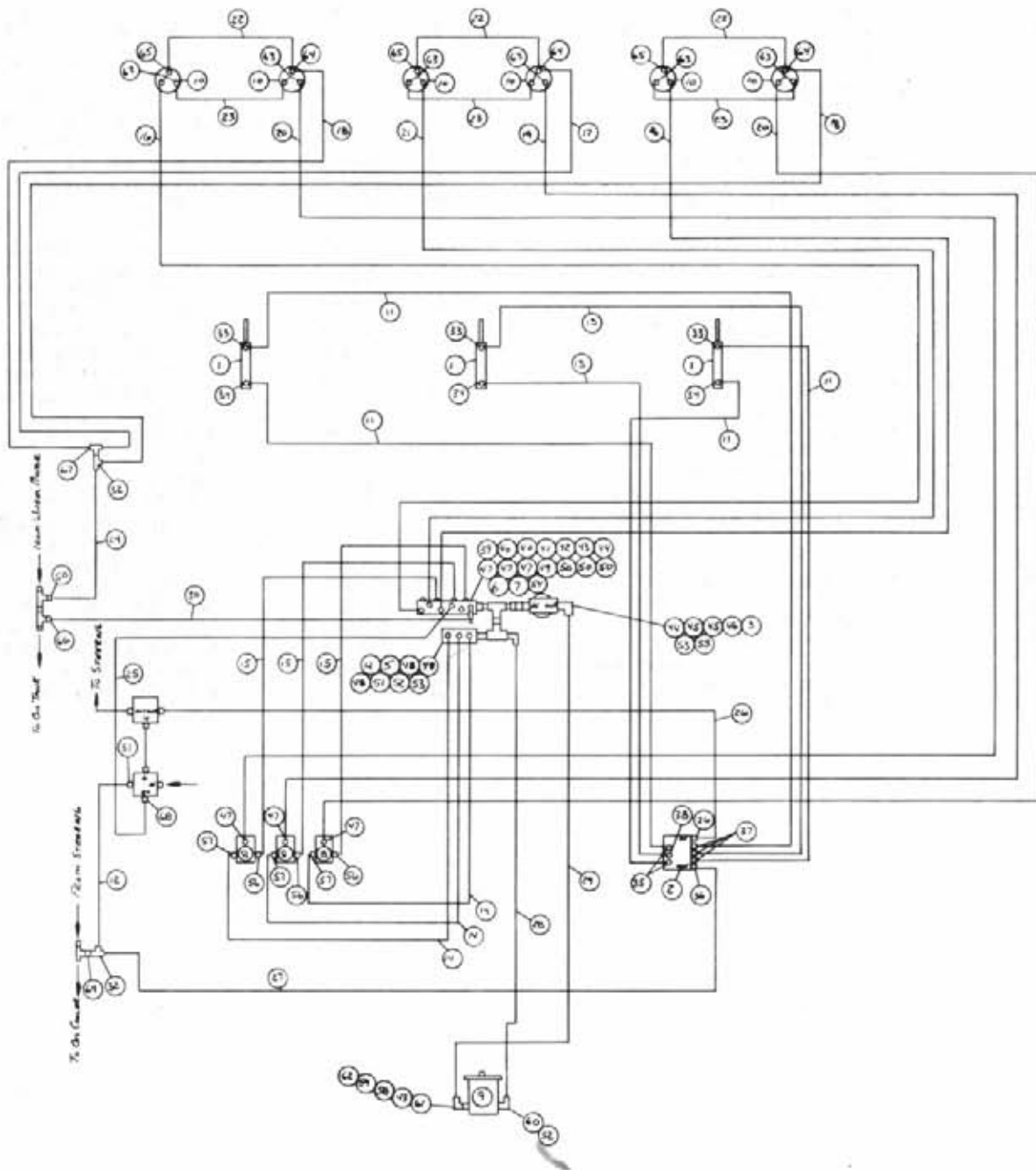


1985 8200 HYDRAULIC SCHEMATIC

FOUR ROW CUTTER WITH TASSELTRON

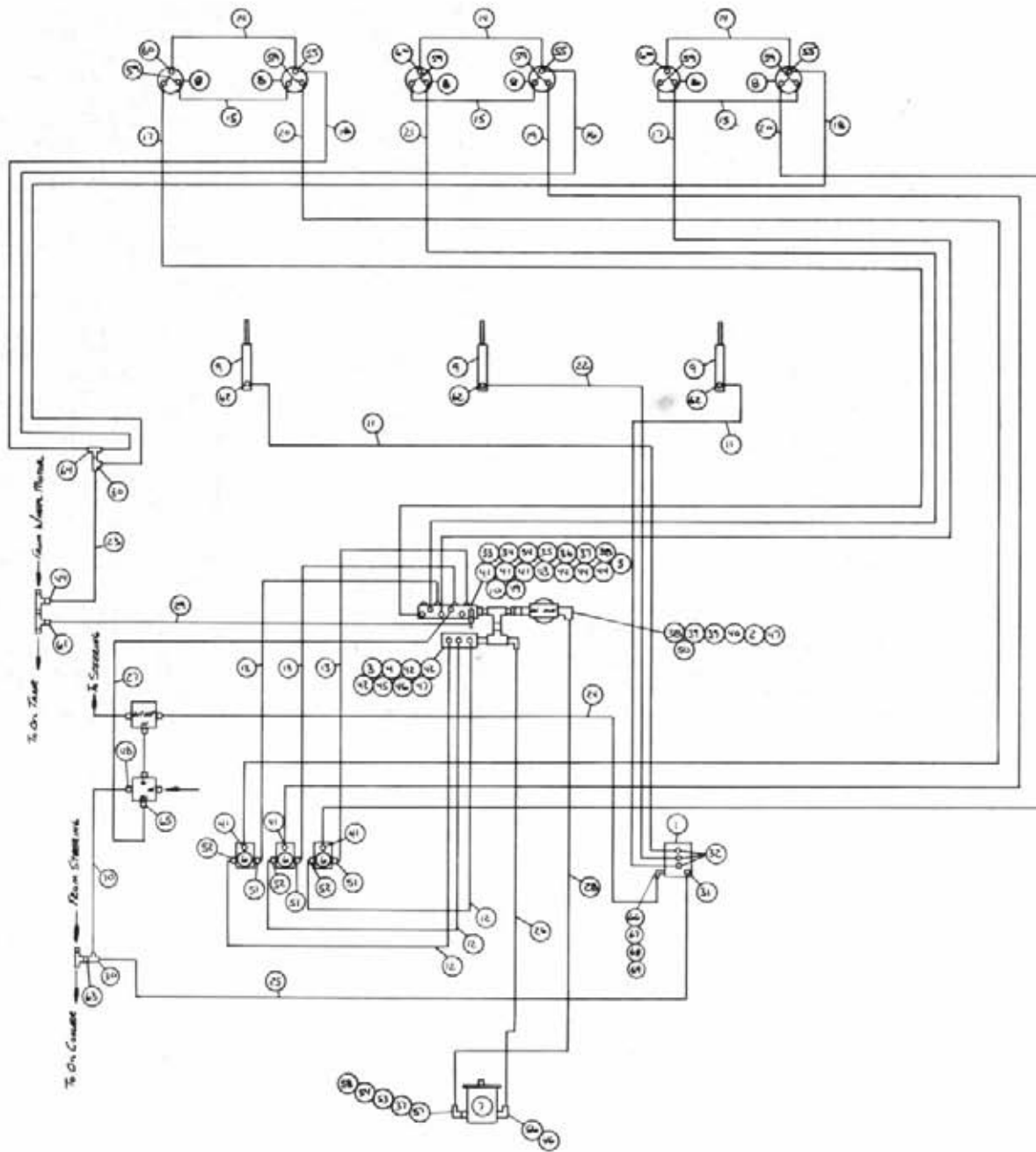
REFERENCE DRAWING NO.-498195

Ref.	Part No.	Req.	Description	Ref.	Part No.	Req.	Description
1	610257	1	Hydraulic Stack Valve	35	506200	2	1 1/4 NPT Close Nipple
2	605601	1	Gresen Filter 10 Micron 40 GPM	36	506410	2	1 1/4 x 90° Street Elbow
3	606952	1	Relief Valve 2000 PSI	37	506701	1	1 1/4 NPT Side Outlet Elbow
4	610050	1	3 Section Flow Divider	38	611124	5	1/2 NPT x 90° x 7/8 MJIC
5	614240	1	3/4 NPT Relief Valve	39	611126	3	7/8 MOR x 7/8 MJIC
6	614566	1	Front Return Manifold	40	611145	1	1/2 NPT x 90° x 3/4 MJIC
7	606004	2	Gresen 1-Spool Valve	41	611147	4	1/2 NPT x 3/4 MJIC
8	610388	1	Sundstrand Gear Pump 2.04 cu. in.	42	618090	1	1 5/16 MOR x 1 NPT Adaptor
9	618203	4	Barnes Hydraulic Motor	43	618178	2	1 5/16 MOR x 90° x 1 5/16 MJIC
10	620225	2	Hydraulic Lift Cylinder	44	618330	2	1 NPT x 1 5/16 MOR
11	614101	2	4C1A-6FJX-6FJX-133	45	714350	1	3/4 NPT x 1/2 Hose Barb
12	614555	3	10C2AT-10FJX-10FJX-42	46	715660	1	1 1/4 NPT x 1 1/4 Hose Barb
13	614373	2	8RLA-8FJX-8FJX-44	47	610305	2	3/4 NPT x 90° x 3/4 MJIC
14	611206	2	4C1T-6FJX-6FJX-66	48	618156	2	3/4 NPT x 90° x 7/8 MJIC
15	614368	2	8C1T-8FJX-8FJX-60	49	505210	1	1 NPT x 3.00 Pipe Nipple
16	611210	2	4C1A-6FJX-6FJX-156	50	505300	1	1 NPT x 90° Elbow
17	614581	2	10C1T-10FJX-8FJX-168	51	618176	1	1" 4-Bolt Flange x 1 5/16 O-Ring
18	614582	2	10RLA-10FJX-8FJX-198	52	618550	1	1 1/4" 4-Bolt Flange x 1 1/4 NPTF
19	615473	1	6C1T-6FJX-8FJX-18	53	714561	1	1 NPT x 1 1/4 Hose Barb
20	615465	1	8C1T-8FJX-8FJX-33	54	611125	8	3/4 MOR x 3/4 MJIC
21	611204	1	4C1T-6FJX-6FJX-78	55	618546	2	1/8 NPT x 9/16 MJIC Run Tee
22	611260	1	4C1A-6FJX-6FJX-44	56	618530	2	1/8 NPT x 9/16 MJIC
23	614556	1	16C2AT-16FJX-16FJX90-114	57	614365	2	Restrictor Elbow Assembly
24	601194	1	1 1/4" 2-Braid Red Hose x 93	58	714340	1	1/2 NPT x 1/2 Hose Barb
25	601279	1	1/2" 1-Braid Black RLA x 38 Hose	59	610193	1	9/16 MJIC Bulk Head Branch Tee
26	618011	1	3/8 NPT x 9/16 MJIC	60	618183	1	7/8 MOR x 90° x 3/4 MJIC
27	610185	1	9/16 MOR Plug	61	618482	1	3/4 FJIC x 9/16 FJIC
28	618115	1	3/4 MOR x 90° x 9/16 MJIC	62	618170	1	3/4 MOR x 9/16 FOR
29	618119	2	9/16 MOR x 90° x 9/16 MJIC	63	618562	1	9/16 MOR x 90° x 1/4 NPT
30	503600	1	1/2 NPT Close Nipple	64	610447	1	Hydraulic Inline Filter
31	503700	2	1/2 NPT Pipe Plug	65	611122	1	1/4 NPT x 90° x 9/16 MJIC
32	504210	1	3/4 NPT x 1/2 NPT Reducer Bushing	66	618486	1	9/16 FJIC Swivel Run Tee
33	504501	1	3/4 NPT x 90° Elbow	67	615401	1	6C1T-6FJX-6FJX-22
34	506005	2	1 1/4 NPT to 1 NPT Reducer Bushing				



1985 8200 HYDRAULIC SCHEMATIC
 SIX ROW CUTTER WITHOUT TASSELTROL
 REFERENCE DRAWING NO.-498196

Ref.	Part No.	Req.	Description	Ref.	Part No.	Req.	Description
1	620900	3	Hydraulic Lift Cylinder	36	618126	2	9/16 MOR x 9/16 MJIC
2	606585	1	Cessna Three Spool Valve	37	618425	3	9/16 MOR x 45° x 9/16 MJIC
3	605601	1	Gresen Filter 10 Micron 40 GPM	38	618440	1	9/16 x 90° x 9/16 MJIC
4	606952	1	Relief Valve 2000 PSI	39	503600	1	1/2 NPT Close Nipple
5	610050	1	3Section Flow Divider	40	503700	2	1/2 NPT Pipe Plug
6	614240	1	3/4 NPT Relief Valve	41	504210	1	3/4 NPT x 1/2 NPT Reducer Bushing
7	614566	1	Front Return Manifold	42	504501	1	3/4 NPT x 90° x Elbow
8	606004	3	Gresen 1-Spool Valve	43	506005	2	1 1/4 NPT to 1 NPT Reducer Bushing
9	610388	1	Sundstrand Gear Pump 2.04 cu. in.	44	506200	2	1 1/4 NPT Close Nipple
10	618203	6	Barnes Hydraulic Motor	45	506410	2	1 1/4 NPT x 90° Street Elbow
11	611212	4	4C1T-6FJX-6FJX-164	46	506701	1	1/1/4 NPT Side Outlet Elbow
12	615401	1	6C1T-6FJX-6FJX-22	47	611124	6	1/2 NPT x 90° x 7/8 MJIC
13	614077	2	4C1T-6FJX-6FJX-88	48	611126	3	7/8 MOR x 7/8 MJIC
14	614555	3	10C2AT-10FJX-10FJX-42	49	611145	1	1/2 NPT x 90° x 3/4 MJIC
15	614373	3	8RLA-8FJX-8FJX-44	50	611147	4	1/2 NPT x 3/4 MJIC
16	614578	2	10RLA-10FJX-8FJX-200	51	618090	1	1 5/16 MOR x 1 NPT Adaptor
17	614076	1	4C1T-6FJX-6FJX-119	52	618178	2	1 5/16 MOR x 90° x 1 5/16 MJIC
18	614158	2	4C1A-6FJX-6FJX-199	53	618330	2	1 NPT x 1 5/16 MOR
19	614579	1	10C1T-10FJX-8FJX-100	54	714350	1	3/4 NPT x 1/2 Hose Barb
20	614577	2	10C1T-8FJX-10FJX-200	55	715660	1	1 1/4 NPT x 1 1/4 Hose Barb
21	614580	1	10RLA-10FJX-8FJX-100	56	610305	3	3/4 NPT x 90° x 3/4 MJIC
22	611206	3	4C1T-6FJX-6FJX-66	57	618156	3	3/4 NPT x 90° x 7/8 MJIC
23	614368	3	8C1T-8FJX-8FJX-60	58	505210	1	1 NPT x 3.00 Pipe Nipple
24	615473	1	6C1T-6FJX-8FJX-18	59	505300	1	1 NPT x 90° Elbow
25	615465	1	8C1T-8FJX-8FJX-33	60	618176	1	1" 4-Bolt Flange x 1 5/16 O-Ring
26	611204	1	4C1T-6FJX-6FJX-78	61	618550	1	1 1/4" Bolt Flange x 1 1/4 NPTF
27	611260	1	4C1A-6FJX-6FJX-44	62	714561	1	1 NPT x 1 1/4 Hose Barb
28	614556	1	16C2AT-16FJX-16FJX90-114	63	611125	12	3/4 MOR x 3/4 MJIC
29	601194	1	1 1/4" 2-Braid Red Hose x 93	64	618546	3	1/8 NPT x 9/16 MJIC Run Tee
30	601279	1	1/2" 1-Braid Black RLA x 38 Hose	65	618530	3	1/8 NPT x 9/16 MJIC
31	618011	1	3/8 NPT x 9/16 MJIC	66	714340	1	1/2 NPT x 1/2 Hose Barb
32	618486	2	9/16 FJIC Swivel Run Tee	67	610193	1	9/16 MJIC Bilk Head Branch Tee
33	611122	3	1/4 NPT x 90° x 9/16 MJIC	68	618183	1	7/8 MOR x 90° x 3/4 MJIC
34	614365	3	Restrictor Elbow Assembly	69	618482	1	3/4 FJIC x 9/16 MJIC
35	618119	2	9/16 MOR x 90° x 9/16 MJIC				

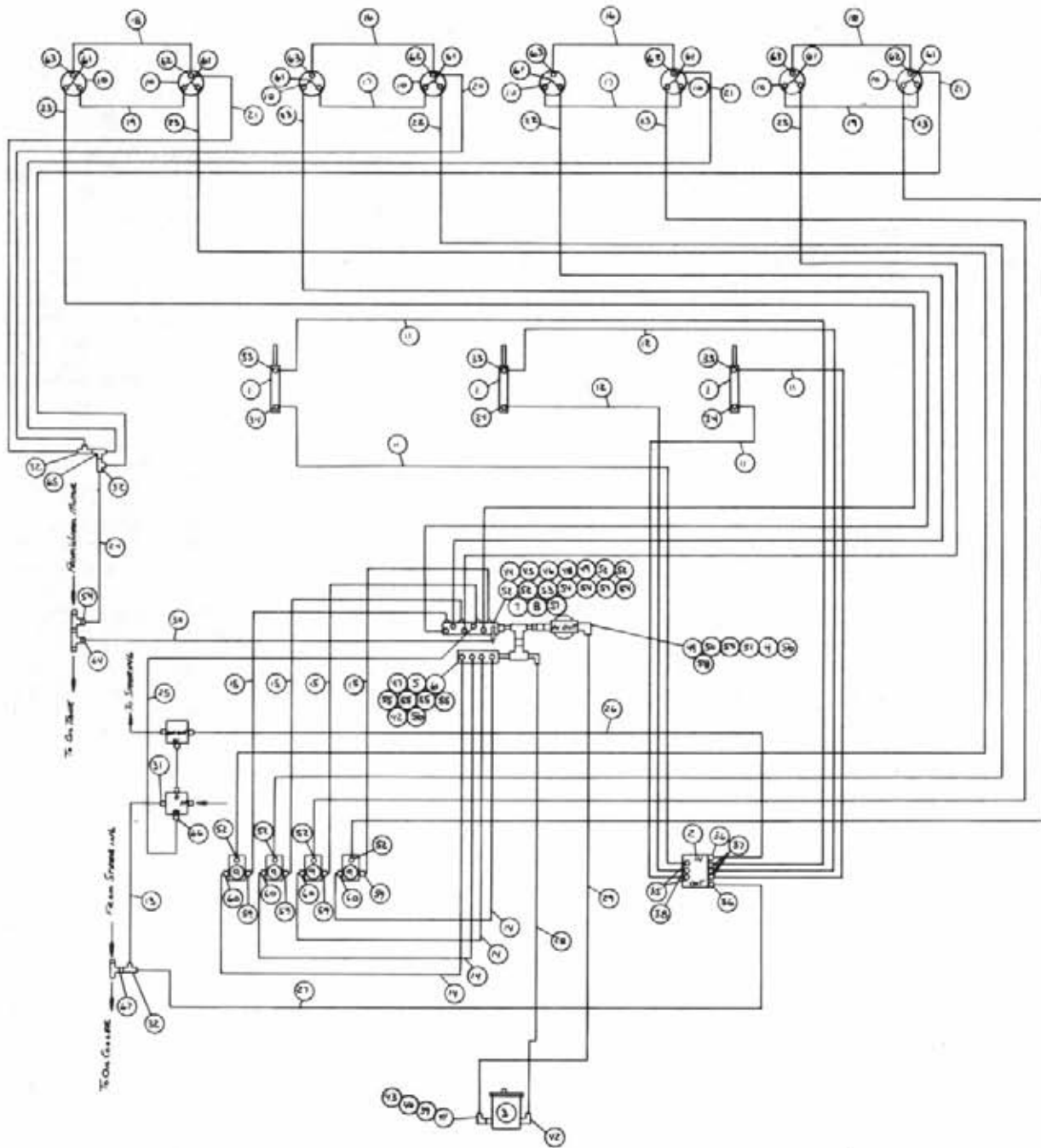


1985 8200 HYDRAULIC SCHEMATIC

SIX ROW CUTTER WITH TASSEL TROL

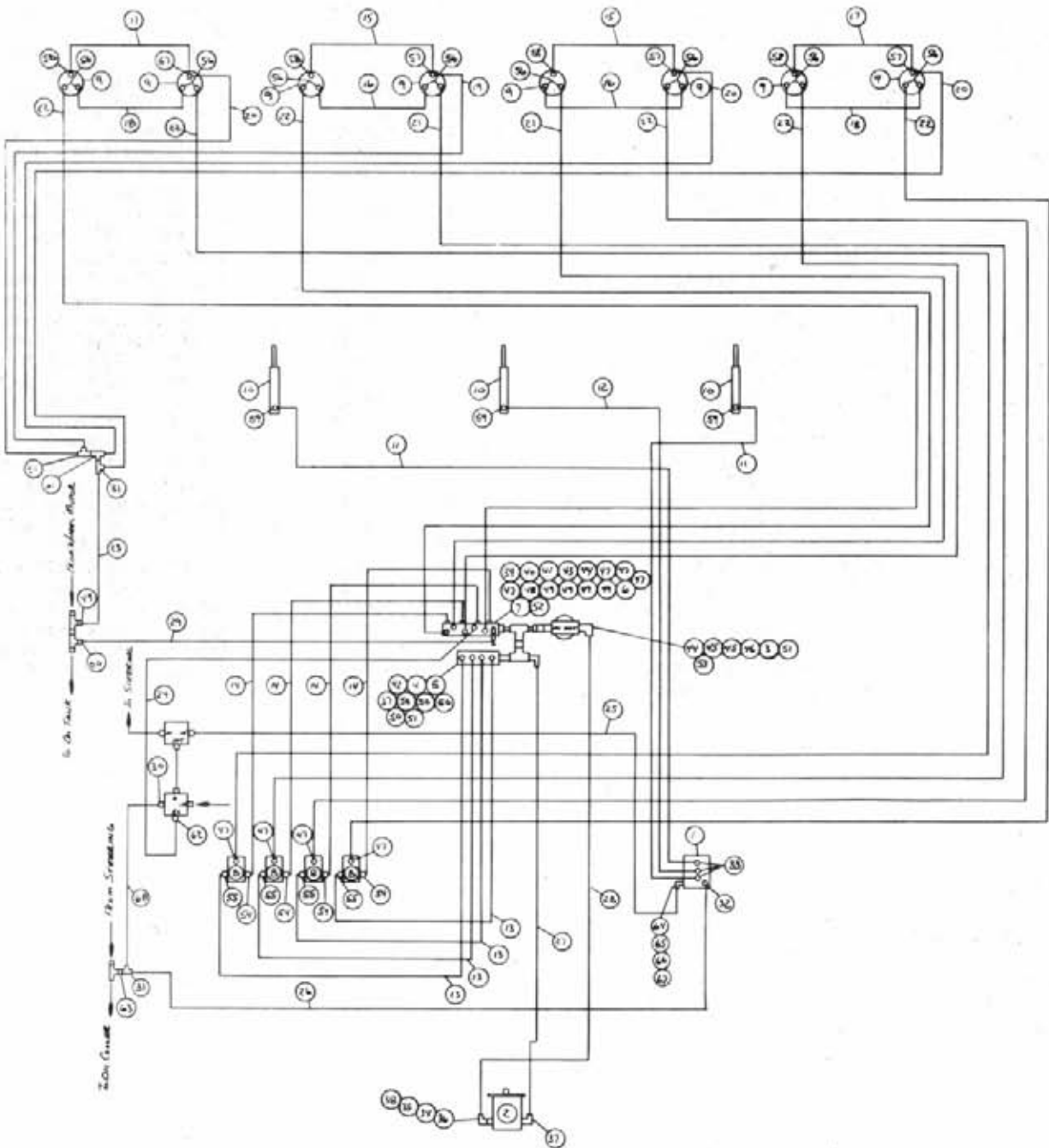
REFERENCE DRAWING NO.-498197

Ref.	Part No.	Req.	Description	Ref.	Part No.	Req.	Description
1	610257	1	Hydraulic Stack Valve	36	504501	1	3/4 NPT x 90° Elbow
2	605601	1	Gresen Filter 10 Micron 40 GPM	37	506005	2	1 1/4 NPT to 1 NPT Reducer Bushing
3	606952	1	Relief Valve 2000 PSI	38	506200	2	1 1/4 NPT Close Nipple
4	610050	1	3 Section Flow Divider	39	506410	2	1 1/4 NPT x 90° Street Elbow
5	614240	1	3/4 NPT Relief Valve	40	506701	1	1 1/4 NPT Side Outlet Elbow
6	606004	3	Gresen 1-Spool Valve	41	611124	6	1/2 NPT x 90° x 7/8 MJIC
7	610388	1	Sundstrand Gear Pump 2.04 cu. in.	42	611126	3	7/8 MOR x 7/8 MJIC
8	618203	6	Barnes Hydraulic Motor	43	611145	1	1/2 NPT x 90° x 3/4 MJIC
9	620225	3	Hydraulic Lift Cylinder	44	611147	4	1/2 NPT x 3/4 MJIC
10	614566	1	Front Return Manifold	45	618090	1	1 5/16 MOR x 1 NPT Adaptor
11	614101	2	4C1T-6FJX-6FJX-133	46	618178	2	1 5/16 MOR x 90° x 1 5/16 MJIC
12	614555	3	10C2AT-10FJX-10FJX-42	47	618330	2	1 NPT x 1 5/16 MOR
13	614373	3	8RLA-8FJX-8FJX-44	48	618011	1	3/8 NPT x 9/16 MJIC
14	611206	3	4C1T-6FJX-6FJX-66	49	714350	1	3/4 NPT x 1/2 Hose Barb
15	614368	3	8C1T-8FJX-8FJX-60	50	715660	1	1 1/4 NPT x 1 1/4 Hose Barb
16	614076	1	4C1T-6FJX-6FJX-119	51	610305	3	3/4 NPT x 90° x 3/4 MJIC
17	614578	2	10RLA-10FJX-8FJX-200	52	618156	3	3/4 NPT x 90° x 7/8 MJIC
18	514158	2	4C1T-6FJX-6FJX-199	53	505210	1	1 NPT x 3.00 Pipe Nipple
19	614579	1	10C1T-10FJX-8FJX-100	54	505300	1	1 NPT x 90° Elbow
20	614577	2	10C1T-10FJX-10FJX-200	55	618546	3	1/8 NPT x 9/16 MJIC Run Tee
21	614580	1	10RLA-10FJX-8FJX-100	56	618176	1	1" 4-Bolt Flange x 1 5/16 O-Ring
22	614077	1	4C1T-6FJX-6FJX-88	57	618550	1	1 1/4" 4-Bolt Flange x 1 1/4 NPTF
23	615473	1	6C1T-6FJX-8FJX-18	58	714561	1	1 NPT x 1 1/4 Hose Barb
24	611204	1	4C1T-6FJX-6FJX-78	59	611125	12	3/4 MOR x 3/4 MJIC
25	611260	1	4C1T-6FJX-6FJX-44	60	618530	3	1/8 NPT x 9/16 MJIC
26	614556	1	16C2AT-16FJX-16FJX90-114	61	714340	1	1/2 NPT x 1/2 Hose Barb
27	615465	1	8C1T-8FJX-8FJX-33	62	614365	3	Restrictor Elbow Assembly
28	601194	1	1 1/4" 2-Braid Red Hose x 93	63	618482	1	3/4 FJIC x 9/16 MJIC
29	601279	1	1/2" 1-Braid Black RLA x 38 Hose	64	610193	1	9/16 MJIC Bulk Head Branch Tee
30	618486	2	7/16 FJIC Swivel Run Tee	65	618183	1	7/8 MOR x 90° x 3/4 MJIC
31	618115	1	3/4 MOR x 90° x 9/16 MJIC	66	618170	1	3/4 MOR x 9/16 FOR
32	618119	3	9/16 MOR x 90° x 9/16 MJIC	67	618562	1	9/16 MOR x 90° x 1/4 MNPT
33	503600	1	1/2 NPT Close Nipple	68	610447	1	Hydraulic Inline Filter
34	503700	2	1/2 NPT Pipe Plug	69	611122	1	1/4 NPT x 90° x 9/16 MJIC
35	504210	1	3/4 NPT x 1/2 NPT Reducer Bushing	70	615401	1	6C1T-6FJX-6FJX-22



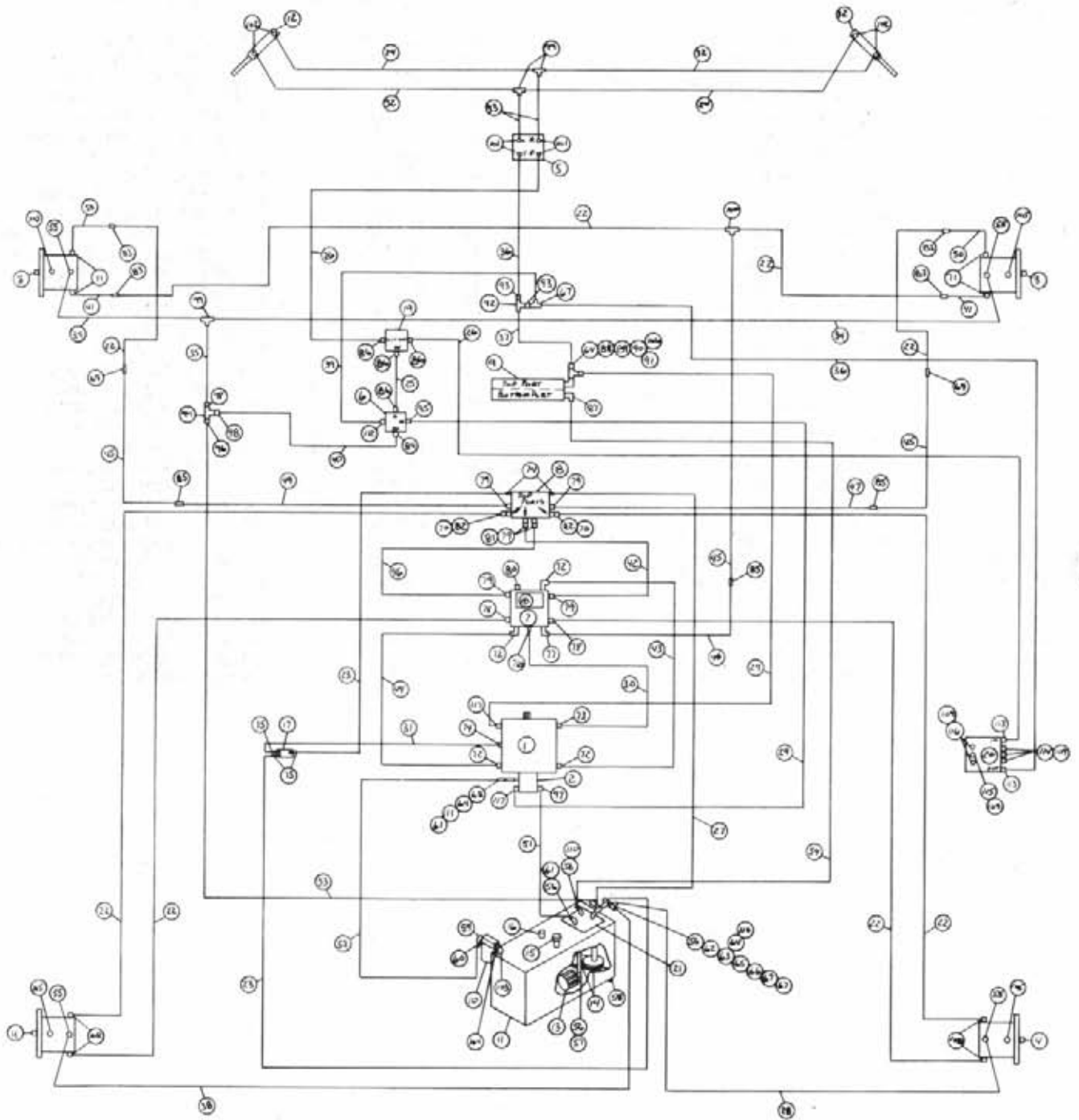
1985 8200 HYDRAULIC SCHEMATIC
EIGHT ROW CUTTER WITHOUT TASSELTROL
REFERENCE DRAWING NO.-498198

Ref.	Part No.	Req.	Description	Ref.	Part No.	Req.	Description
1	620900	3	Hydraulic Lift Cylinder	35	618119	2	9/16 MOR x 90° x 9/16 MJIC
2	606585	1	Cessna Three Spool Valve	36	618126	2	9/16 MOR x 9/16 MJIC
3	606499	1	Large Cessna Pump	37	618425	3	9/16 x 45° x 9/16 MJIC
4	605601	1	Gresen Filter 10 Micron 40 GPM	38	618440	1	9/16 MOR x 90° x 9/16 MJIC
5	606952	1	Relief Valve 2000 PSI	39	505210	1	1 NPT x 3.00 Pipe Nipple
6	610389	1	4-Section Flow Divider	40	505300	1	1 NPT x 90° Elbow
7	614240	1	3/4 NPT Relief Valve	41	618090	1	1 5/16 MOR x 1 NPT Adaptor
8	614566	1	Front Return Manifold	42	618178	2	1 5/16 MOR x 90° x 1 5/16 MJIC
9	606004	4	Gresen 1-Spool Valve	43	714561	1	1 NPT x 1 1/4 Hose Barb
10	618203	8	Barnes Hydraulic Motor	44	506000	1	1/2 NPT Close Nipple
11	611246	4	4C1A-6FJX-6FJX-174	45	504210	1	3/4 NPT x 1/2 NPT Reducer Bushing
12	614077	2	4C1T-6FJX-6FJX-88	46	504501	1	3/4 NPT x 90° Elbow
13	615401	1	6C1T-6FJX-6FJX-22	47	505102	1	1 NPT Pipe Plug
14	614555	4	10C2AT-10FJX-10FJX-42	48	506005	1	1 1/4 NPT to 1 NPT Reducer Bushing
15	614373	4	8RLA-8FJX-8FJX-44	49	506200	2	1 1/4 NPT Close Nipple
16	614101	2	4C1A-6FJX-6FJX-133	50	506410	2	1 1/4 NPT x 90° Street Elbow
17	614425	2	8C1T-8FJX-8FJX-132	51	506701	1	1 1/4 Side Outlet Elbow
18	611206	2	4C1T-6FJX-6FJX-66	52	611124	8	1/2 NPT x 90° x 7/8 MJIC
19	614368	2	8C1T-8FJX-8FJX-60	53	611145	1	1/2 NPT x 90° x 3/4 MJIC
20	614076	1	4C1T-6FJX-6FJX-119	54	611147	5	1/2 NPT x 3/4 MJIC
21	614154	3	4C1T-6FJX-6FJX-221	55	618059	4	3/4 NPT x 7/8 MJIC
22	614561	2	8C1T-8FJX-10FJX-100	56	618330	2	1 NPT x 1 5/16 MOR
23	615514	6	8C1T-8FJX-10FJX-276	57	714350	1	3/4 NPT x 1/2 Hose Barb
24	615473	1	6C1T-6FJX-8FJX-18	58	715660	1	1 1/4 NPT x 1 1/4 Hose Barb
25	615465	1	8C1T-8FJX-8FJX-33	59	610305	4	3/4 NPT x 90° x 3/4 MJIC
26	611204	1	4C1T-6FJX-6FJX-78	60	618156	4	3/4 NPT x 90° x 7/8 MJIC
27	611260	1	4C1T-6FJX-6FJX-44	61	611125	16	3/4 MOR x 3/4 MJIC
28	614556	1	16C2AT-16FJX-16FJX90-114	62	618546	4	1/8 NPT x 9/16 MJIC Run Tee
29	601194	1	1 1/4" 2-Braid Red Hose x 93	63	618530	4	1/8 NPT x 9/16 MJIC
30	601279	1	1/2" 1-Braid Black RLA x 38 Hose	64	714340	1	1/2 NPT x 1/2 Hose Barb
31	618011	1	3/8 NPT x 9/16 MJIC	65	610193	1	9/16 MJIC Bulk Head Branch Tee
32	618486	3	9/16 FJIC Swivel Run Tee	66	618183	1	7/8 MOR x 90° x 3/4 MJIC
33	611122	3	1/4 NPT x 90° x 9/16 MJIC	67	618482	1	3/4 FJIC x 9/16 MJIC
34	614365	3	Restrictor Elbow Assembly				



1985 8200 HYDRAULIC SCHEMATIC
EIGHT ROW CUTTER WITH TASSELTROL
REFERENCE DRAWING NO.-498199

Ref.	Part No.	Req.	Description	Ref.	Part No.	Req.	Description
1	610257	1	Hydraulic Stack Valve	35	505300	1	1 NPT x 90° Elbow
2	606499	1	Large Cessna Pump	36	618090	1	1 5/16 MOR x 1 NPT Adaptor
3	605601	1	Gresen Filter 10 Micron 40 GPM	37	618178	2	1 5/16 MOR x 90° x 1 5/16 MJIC
4	606952	1	Relief Valve 2000 PSI	38	714561	1	1 NPT x 1 1/4 Hose Barb
5	610389	1	4-Section Flow Divider	39	503600	1	1/2 NPT Close Nipple
6	614240	1	3/4 NPT Relief Valve	40	504210	1	3/4 NPT x 1/2 NPT Reducer Bushing
7	614566	1	Front Return Manifold	41	504501	1	3/4 NPT x 90° Elbow
8	606004	4	Gresen 1-Spool Valve	42	505102	1	1 NPT Pipe Plug
9	618203	8	Barnes Hydraulic Motor	43	506005	1	1 1/4 NPT to 1 NPT Reducer Bushing
10	620225	3	Hydraulic Lift Cylinder	44	506200	2	1 1/4 NPT Close Nipple
11	611246	2	4C1A-6FJX-6FJX-174	45	506410	2	1 1/4 NPT x 90° Street Elbow
12	614077	1	4C1T-6FJX-6FJX-88	46	506701	1	1 1/4 NPT Side Outlet Elbow
13	614555	4	10C2AT-10FJX-10FJX-42	47	611124	8	1/2 NPT x 90° x 7/8 MJIC
14	614373	4	BRLA-8FJX-8FJX-44	48	611145	1	1/2 NPT x 90° x 3/4 MJIC
15	614101	2	4C1A-6FJX-6FJX-133	49	611147	5	1/2 NPT x 3/4 MJIC
16	614425	2	8C1T-8FJX-8FJX-132	50	618059	4	3/4 NPT x 7/8 MJIC
17	611206	2	4C1T-6FJX-6FJX-66	51	618330	2	1 NPT x 1 5/16 MOR
18	614368	2	8C1T-8FJX-8FJX-60	52	714350	1	3/4 NPT x 1/2 Hose Barb
19	614076	1	4C1T-6FJX-6FJX-119	53	715660	1	1 1/4 NPT x 1 1/4 Hose Barb
20	614154	3	4C1T-6FJX-6FJX-221	54	610305	4	3/4 NPT x 90° x 3/4 MJIC
21	614561	2	8C1T-8FJX-10FJX-100	55	618156	4	3/4 NPT x 90° x 7/8 MJIC
22	615514	6	8C1T-8FJX-10FJX-276	56	611125	16	3/4 MOR x 3/4 MJIC
23	615473	1	6C1T-6FJX-8FJX-18	57	618546	4	1/8 NPT x 9/16 MJIC Run Tee
24	615465	1	8C1T-8FJX-8FJX-33	58	618530	4	1/8 NPT x 9/16 MJIC
25	611204	1	4C1T-6FJX-6FJX-78	59	614365	3	Restrictor Elbow Assembly
26	611260	1	4C1T-6FJX-6FJX-44	60	714340	1	1/2 NPT x 1/2 Hose Barb
27	614556	1	16C2AT-16FJX-16FJX90-114	61	610193	1	9/16 MJIC Bulk Head Branch Tee
	601194	1	1 1/4" 2-Braid Red Hose x 93	62	618183	1	7/8 MOR x 90° x 3/4 MJIC
	601279	1	1/2" 1-Braid Black RLA x 38 Hose	63	618482	1	3/4 FJIC x 9/16 MJIC
30	618011	1	3/8 NPT x 9/16 MJIC	64	618170	1	3/4 MOR x 9/16 FOR
31	618486	3	9/16 FJIC Swivel Run Tee	65	618562	1	9/16 MOR x 90° x 1/4 MNPT
32	618115	1	3/4 MOR x 90° x 9/16 MJIC	66	610447	1	Hydraulic Inline Filter
33	618119	3	9/16 MOR x 90° x 9/16 MJIC	67	611122	1	1/4 NPT x 90° x 9/16 MJIC
34	505210	1	1 NPT x 3.00 Pipe Nipple	68	615401	1	4C1T-6FJX-6FJX-22

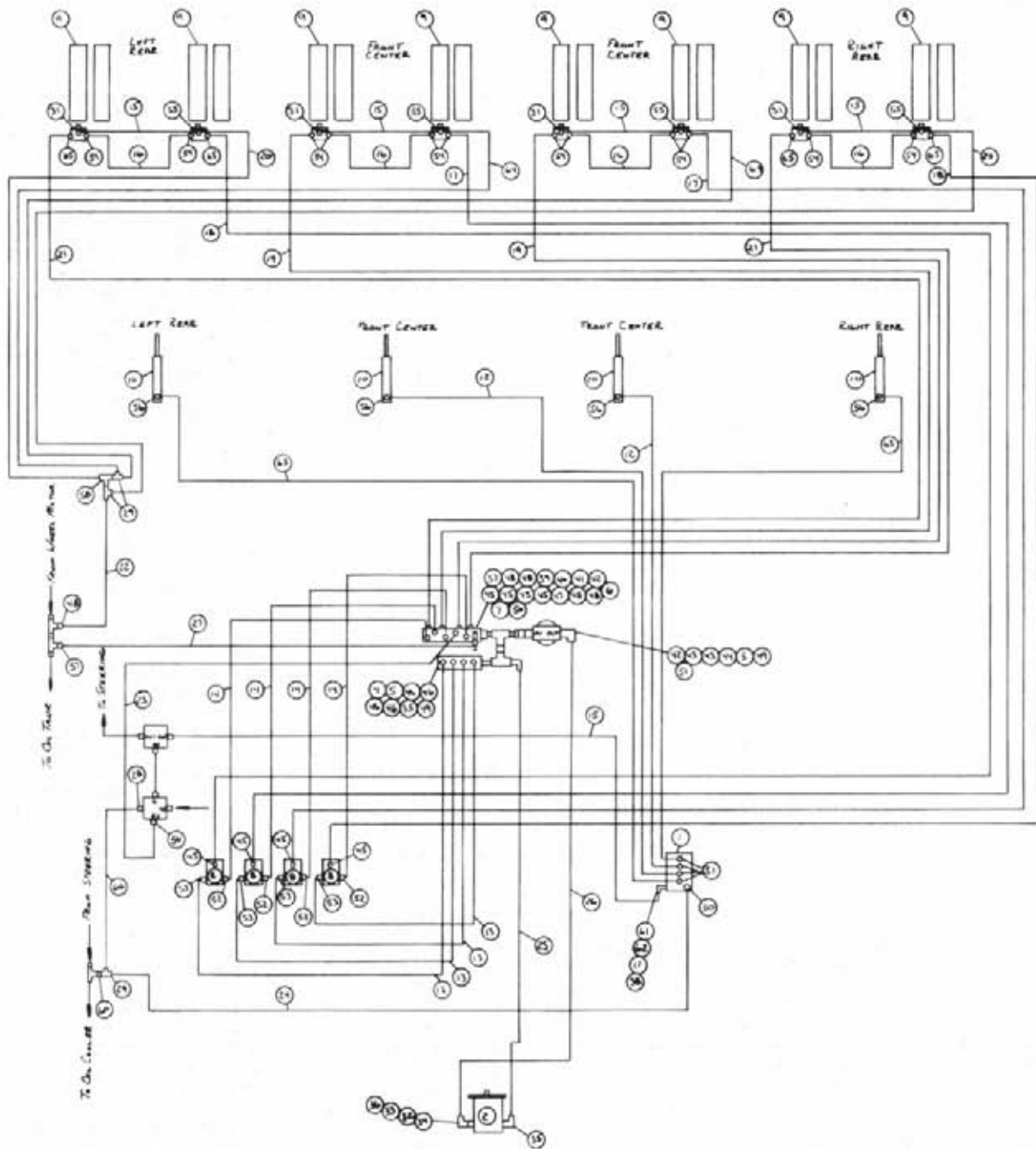


1985 8200 HYDRAULIC SCHEMATIC

PIONEER TRACTOR

REFERENCE DRAWING NO.-498202

Ref.	Part No.	Req.	Description	Ref.	Part No.	Req.	Description
1	606866	1	Sundstrand 23 Series Pump	60	715664	1	1 1/4 NPT x 1 Hose Barb
2	610446	1	Cessna Auxilary Pump 1.48	61	714560	2	1 NPT x 1 Hose Barb
3	610030	2	Sundstrand Series 18 Wheel Motor	62	505201	1	1 NPT Close Nipple
4	610029	2	Sundstrand Series 15 Wheel Motor	63	505101	1	1 NPT Pipe Tee
5	749150	1	Steering Motor	64	505200	3	1 NPT x 90° Street Elbow
6	607518	1	BGR56 Flow Divider	65	505006	1	1 NPT to 1/4 NPT Reducer Bushing
7	615003	1	Large Manifold	66	618520	1	1/4 NPT Run Tee x 9/16 MJIC
8	606853	1	Traction Valve	67	618486	3	9/16 FJIC Swivel Run Tee
9	618088	1	Oil Cooler	68	618090	1	1 5/16 MOR x 1 FNPT
10	605601	1	Gresen Filter 10 Micron 40 GPM	69	618554	2	1 1/16 MJIC x 3/4 MJIC
11	760097	1	Hydraulic Oil Tank	70	618518	2	1 1/16 FJIC x 7/8 MJIC
12	620080	2	Steering Cylinder	71	618302	4	1 5/16 MOR x 90° x 1 1/16 MJIC
13	605600	1	Michigan Filter	72	618178	4	1 5/16 MOR x 90° x 1 5/16 MJIC
14	605603	2	Line Diffuser	73	618183	1	7/8 MOR x 90° x 3/4 MJIC
15	611051	1	Pressure Cap 3/4 NPT 5 Lbs.	74	618114	3	7/16 MOR x 90° x 9/16 MJIC
16	614453	1	Dipstick 8 in.	75	611121	3	1/4 NPT x 9/16 MJIC
17	610302	1	Solenoid Valve 3-Way	76	618241	1	3/4 MOR x 90° x 3/4 MJIC
18	611013	1	Hydraulic Relief Valve Assembly	77	618248	1	1 1/16 MOR x 90° x 1 1/16 MJIC
19	607504	1	B50 Flow Divider	78	618309	2	1 1/16 MOR x 7/8 MJIC
20	606585	1	Cessna Three Spool Valve	79	611127	6	1 1/16 MOR x 1 1/16 MJIC
21	760090	1	Receiver Plate Weldment	80	610186	1	1 1/16 MOR Plug
22	614573	8	8C2AT-8FJX-10FJX-114	81	618191	2	1 1/16 FJIC Swivel x 90° x 1 1/16 MJIC
23	616043	2	4C1A-6FJX-6FJX-23	82	618313	2	1 1/16 MOR x 45° x 1 1/16 MJIC
24	616056	2	4C1A-6FJX-6FJX-32	83	618553	4	1 1/16 MJIC x 7/8 MJIC
25	615452	1	6C1T-6FJX-6FJX-16	84	618327	1	7/8 MOR x 3/4 MJIC
26	611204	2	4C1T-6FJX-6FJX-78	85	618177	3	1 1/16 MJIC x 1 1/16 MJIC
27	616036	1	4C1T-6FJX-6FJX-12	86	618310	4	7/8 MOR x 9/16 MJIC
28	614571	1	6RLA-6FJX-6FJX-126	87	716000	1	1 NPT x 90° x 3/4 Hose Barb
29	610325	2	10C1T-10FJX-10FJX-105	88	505213	1	1 NPT x 3/4 NPT Reducer Bushing
30	615465	1	8C1T-8FJX-8FJX-33	89	504702	1	3/4 NPT Close Nipple
31	616059	1	4C1A-6FJX-6FJX-33	90	504955	1	3/4 Pipe Tee
32	616026	2	4C1A-6FJX-6FJX-37	91	610305	1	3/4 NPT x 90° x 3/4 MJIC
33	615442	2	4C1T-6FJX-6FJX-55	92	618311	1	3/4 MJIC Union Tee
34	614570	2	6RLA-6FJX-6FJX-112	93	618482	2	3/4 FJIC x 9/16 MJIC
35	615473	1	6C1T-6FJX-8FJX-18	94	503820	1	1/2 NPT Pipe Tee
36	611260	2	4C1T-6FJX-6FJX-44	95	611126	1	7/8 MOR x 7/8 MJIC
37	616032	1	8C1A-8FJX-8FJX-66	96	712440	1	1/2 NPT x 3/4 Hose Barb
38	614572	1	6RLA-6FJX-6FJX-140	97	618563	1	1 1/16 MOR x 90° x 1 Hose Barb
39	615401	1	6C1T-6FJX-6FJX-22	98	611147	2	1/2 NPT x 3/4 MJIC
40	615385	1	8C1T-8FJX-8FJX-29	99	610193	3	9/16 MJIC Bulk Head Branch Tee
41	614575	2	Upper Front Leg Hydraulic Tube Assy.	100	618555	1	3/4 MJIC x 3/4 MJIC x 1 1/16 MJIC
42	606854	1	Right Traction Valve Tube Assembly	101	618109	4	3/4 MOR x 9/16 MJIC
43	615568	1	Right Hydraulic Tube Assembly	102	611122	4	1/4 NPT x 90° x 9/16 MJIC
44	615569	1	Left Hydraulic Tube Assembly	103	506303	1	1 1/4 NPT x 90° Elbow
45	606857	3	Front Hydraulic Tube Assembly	104	506602	1	1 1/4 NPT x 2 1/2 Pipe Nipple
46	606855	1	Left Traction Valve Assembly	105	611159	4	3/4 MOR Plug
47	606859	1	Right Rear Hydraulic Tube Assembly	106	618059	1	3/4 NPT x 7/8 MJIC
48	606860	1	Center Rear Hydraulic Tube Assembly				
49	606858	1	Left Rear Hydraulic Tube Assembly	108	618315	4	3/4 MOR x 45° x 3/4 MJIC
50	614574	2	Lower Front Leg Hydraulic Tube Assy	109	618531	6	9/16 MJIC Cap
51	601117	1	1" 2-Braid Red Hose x 37	110	714331	2	1 NPT x 3/4 Hose Barb
52	601193	1	1" 2-Braid Red Hose x 42	111	505110	1	1 NPT x 45° Street Elbow
53	601265	1	3/4" 2-Braid Red Hose x 140	112	618011	1	3/8 NPT x 9/16 MJIC
54	601198	1	3/4" 2-Braid Red Hose x 110	113	618126	2	9/16 MOR x 9/16 MJIC
55	618496	4	3/4 MOR x 45° x 9/16 MJIC	114	618425	3	9/16 MOR x 45° x 9/16 MJIC
56	505300	4	1 NPT x 90° Elbow	115	618440	1	9/16 MOR x 90° x 9/16 MJIC Long
57	505203	1	1 NPT x 4.00 Pipe Nipple	116	618119	2	9/16 MOR x 90° x 9/16 MJIC
58	501102	1	1/4 NPT Pipe Plug	117	611128	2	7/8 MOR x 90° x 7/8 MJIC
59	506410	1	1 1/4 NPT x 90° Street Elbow				



1985 8200 HYDRAULIC SCHEMATIC
EIGHT ROW ROLLER WITH TASSEL TROL
REFERENCE DRAWING NO.-498207

Ref.	Part No.	Req.	Description	Ref.	Part No.	Req.	Description
1		1	4-Section Hydraulic Stack Valve	34	618090	1	1 5/16 MOR x 1 NPT Adaptor
2	606499	1	Large Cessna Pump	35	618178	2	1 5/16 MOR x 90° x 1 5/16 MJIC
3	605601	1	Gresen Filter 10 Micron 40 GPM	36	714561	1	1 NPT x 1 1/4 Hose Barb
4	606952	1	Relief Valve 2000 PSI	37	503600	1	1/2 NPT Close Nipple
5	610389	1	4-Section Flow Divider	38	611122	1	1/4 MNPT x 90° x 9/16 MJIC
6	614240	1	3/4 NPT Relief Valve	39	504210	1	3/4 NPT x 1/2 NPT Reducer Bushing
7	614566	1	Front Return Manifold	40	504501	1	3/4 NPT x 90° Elbow
8	606004	4	Gresen 1-Spool Valve	41	506005	1	1 1/4 NPT to 1 NPT Reducer Bushing
9	610051	8	Barnes Hydraulic Motor	42	506200	2	1 1/4 NPT Close Nipple
10	610225	4	Hydraulic Cylinder	43	506410	2	1 1/4 NPT x 90° Street Elbow
11	610447	1	Inline Hydraulic Filter	44	506701	1	1 1/4 NPT Side Outlet Elbow
12	614101	2	4C1T-6FJX-6FJX-133	45	611124	8	1/2 NPT x 90° x 7/8 MJIC
13	614555	4	10C2AT-10FJX-10FJX-42	46	618059	4	3/4 NPT x 7/8 MJIC
14	614373	4	8RLA-8FJX-8FJX-44	47	611145	1	1/2 NPT x 90° x 3/4 MJIC
15	611204	5	4C1T-6FJX-6FJX-78	48	611147	5	1/2 NPT x 3/4 MJIC
16	614576	4	10C1T-8FJX-8FJX-80	49	618330	2	1 NPT x 1 5/16 MOR
17	614581	2	10C1T-10FJX-8FJX-168	50	714350	1	3/4 NPT x 1/2 Hose Barb
18	614485	2	10C2AT-10FJX-10FJX-384	51	715660	1	1 1/4 NPT x 1 1/4 Hose Barb
19	614582	2	10RLA-10FJX-8FJX-198	52	610305	4	3/4 NPT x 90° x 3/4 MJIC
20	614504	2	4C1T-6FJX-6FJX-301	53	618156	4	3/4 NPT x 90° x 7/8 MJIC
21	614500	2	10C1T-10FJX-10FJX-364	54	618183	13	7/8 MOR x 90° x 3/4 MJIC
22	615473	1	6C1T-6FJX-8FJX-18	55	618444	4	9/16 MOR x 9/16 MJIC Run Tee
23	615465	1	8C1T-8FJX-8FJX-33	56	614365	4	Restrictor Elbow Assembly
24	611260	1	4C1T-6FJX-6FJX-44	57	714340	1	1/2 NPT x 1/2 Hose Barb
25	614556	1	16C2AT-16FJX-16FJX90=114	58	610193	1	9/16 MJIC Bulk Head Branch Tee
26	601194	1	1 1/4" 2-Braid Red Hose x 93				
27	601279	1	1/2" 1-Braid Black RLA x 38 Hose	60	618482	1	3/4 FJIC x 9/16 MJIC
28	618011	1	3/8 NPT x 9/16 MJIC	61	618170	1	3/4 MOR x 9/16 FOR
29	618486	3	9/16 MJIC Swivel Run Tee	62	618562	1	9/16 MOR x 90° x 1/4 MNPT
30	618115	1	3/4 MOR x 90° x 9/16 MJIC	63	614154	2	4C1T-6FJX-6FJX-221
31	618119	8	9/16 MOR x 90° x 9/16 MJIC	64	614158	2	4C1T-6FJX-6FJX-199
32	505210	1	1.00 NPT x 3.00 Pipe Nipple	65	611128	4	7/8 MOR x 90° x 7/8 MJIC
33	505300	1	1.00 NPT x 90° Elbow	66	615401	1	6C1T-6FJX-6FJX-22

ABBREVIATIONS

ADPTR - Adaptor

DET - Detail

FNPT - Female National Pipe Thread

FOR - Female O-Ring

MJIC - Male J. I. C.

MOR - Male O-Ring

P/N - Part Number

QTY - Quantity

REF - Reference

REQ - Required

ST - Street

SWIV - Swivel

UNC - Unified National Course (Thread)

UNF - Unified National Fine (Thread)

W/ - With

WLD - Weldment

INDEX

-A-

Adapter Fan.....4
 Air Cleaner.....21
 Band.....21
 Cap.....21
 Filter.....21
 Hose.....21
 Air Intake
 Screen.....11
 Tube.....5
 Air Pot.....50
 Bracket.....50
 Alternator.....4
 Adjusting Arm.....4
 Mount.....4
 Sheave.....4
 Arm,
 Extension.....5
 Steering.....12,14

-B-

Band,
 Air Cleaner.....21
 Fuel Tank.....18
 Battery.....30
 Box.....30
 Cable.....30
 Hold Down.....30
 Bearing Hex.....51
 Belt.....4,36,37,38
 Blade, Cutter.....48,49
 Bracket,
 Air Pot.....50
 Center Hoist.....43
 Center Toolbar.....42
 Light.....33
 Pivot.....51
 Throttle Cable.....5
 Brake
 Cable.....12,14,24
 Disc.....12,14
 Lever.....24
 Mount Hub.....12,14
 Pad.....12,14
 Retainer Clip.....12,14
 Sensor Mount.....12,14

-C-

Cable,
 Battery.....30
 Brake.....24
 Hydrostatic.....26
 Throttle.....27
 Cam.....50
 Canopy Deflector.....24
 Cap,
 Air Stack.....21
 Distributor.....5
 Gas.....18
 Pressure.....19
 Radiator.....10
 Steering Wheel.....28
 Carburetor.....4
 Carriage Pivot Pin.....31
 Center Deflector.....43
 Center Toolbar.....42
 Cessna Pump.....8,9
 Circuit Board.....35
 Choke Cable.....25
 Clamp Sensor.....51
 Column, Steering.....28
 Console.....25
 Cradle, Fuel Tank.....18
 Cutter
 Blade.....48
 Head.....48
 Cylinder,
 Lift.....44,45
 Steering.....22

-D-

Decals.....58,59
 Diode Circuit.....35
 Dipstick, Oil.....19
 Disc,
 Brake.....12,14
 Friction.....27
 Distributor Cap.....5
 Drive Sprocket.....46
 Dust Cap.....47

-E-

Eaton Pump.....8

Electric Hydraulic Valve.....	52,53
Electronic Ignition Modulator.....	5
Engine.....	4,5
Hood.....	32
Sheave.....	4
Exhaust	
Heat Shield.....	4
Pipe.....	20

-F-

Fan.....	4
Adaptor.....	4
Spacer.....	4
Filler Ring, Sundstrand.....	5
Filter	
Air Cleaner.....	21
Fuel.....	4,18
Gresen.....	19,39,40,41
Michigan.....	19
Oil.....	4,19
Flag Sensor.....	51
Flasher.....	25,32
Flow Divider.....	29,39,40,41
Friction Disc.....	27
Fuel,	
Gauge.....	25
Selector Valve.....	18
Sender.....	18
Tank.....	18
Tank Band.....	18

-G-

Gauge,	
Fuel.....	25
Temperature.....	25
Gear,	
Aluminum.....	46
Plastic.....	46
Governor.....	5
Control Rod.....	5
Mount.....	5
Ground Strap.....	24,30

-H-

Headlight.....	33
Heat Shield.....	20
Hoist Column.....	43
Hook, Rubber.....	10
Hour Meter.....	25
Hydraulic	
Manifold Mount.....	7
Motor.....	46,47,48
Relief Valve.....	7
Solenoid Valve.....	29
Hydrostatic	
Cable Mount.....	5

Control Head.....	26
-------------------	----

-I-

Ignition Switch.....	25
Indicator Light Sun Shield.....	25
Isolator.....	24

-M-

Male Corn Cutter.....	49
Manifold.....	7,39,40,41
Meter, Hour.....	25
Micro Switch.....	26,50
Motor,	
Hydraulic.....	46,47,48
Mount.....	4
Steering.....	28
Wheel.....	12,14
Mount,	
Alternator.....	4
Brake Sensor.....	12
Circuit Board.....	5
Governor.....	5
Hydraulic Manifold.....	7
Hydrostatic Cable.....	5
Outrigger.....	42
Seat.....	24
Starter Solenoid.....	5
Mounting Socket.....	32
Muffler.....	20
Mullion.....	32

-O-

Oil,	
Cooler.....	10
Dipstick.....	19
Filter.....	4
Sender.....	5
Tank.....	19
Tank Strap.....	19
Operator Station.....	24
Step.....	24
Output Shaft.....	5
Outrigger Mount.....	42

-P-

Pivot Pin.....	43
Carriage.....	31
Pressure Cap.....	19
Pump,	
Cessna.....	8,9,37
Eaton.....	8
Lever Extension.....	8,9
Sundstrand.....	9,36,38

-R-

Radiator.....	10
Cap.....	10
Recovery Tank.....	10
Shroud.....	10
Relief Filter Bracket.....	39,40,41
Relief Valve.....	39,40,41
Retainer Ring.....	51
Rubber Hook.....	10,32

-S-

Screen Air Intake.....	18
Screen Slide.....	32
Seal Kit.....	7
Seat.....	24
Mount.....	24
Sender,	
Fuel.....	18
Oil.....	5
Temperature.....	4
Sensor	
Clamp.....	51
Flag.....	51
Shaft Output.....	5
Sheave.....	4
Alternator.....	4
Sheet Metal.....	32
Shield,	
Exhaust Heat.....	4
Indicator Light Sun.....	25
Wheel Motor.....	12
Shroud, Radiator.....	10
SideRail.....	31
Slow Moving Vehicle Sign.....	32
Socket, Mounting.....	32
Solenoid Valve, Hydraulic.....	29
Spacer,	
Fan.....	4
Governor.....	5
Outrigger Post.....	42
Spring.....	36,37,38
Tightener.....	36,37,38
Sprocket, Drive.....	46
Stalk Guide.....	17
Cutter.....	48
Roller.....	46
Tire Puller.....	47
Starter Solenoid.....	5
Mount.....	5
Steering,	
Arm.....	12
Column.....	28
Cylinder.....	22
Motor.....	28
Wheel.....	28
Wheel Cap.....	28

Step, Operator Station.....	24
Strap,	
Ground.....	24,30
Oil Tank.....	19
Sundstrand Pump.....	9
Switch,	
Ignition.....	25
Light.....	25
Micro.....	26,50
Traction Valve.....	24

-T-

Taillight.....	32
Tank,	
Band.....	18
Fuel.....	18
Oil.....	19
Radiator Recovery.....	10
Tasselrol,	
Arm.....	51
Box.....	50
Switch Plate.....	35
Temperature,	
Gauge.....	25
Sender.....	4
Throttle,	
Cable.....	27
Cable Bracket.....	5
Lever.....	27
Tie Bar.....	42
Tie Clamp.....	42
Tie Rod.....	23
Tire.....	16,47
Puller.....	47
Toolbar.....	43
Torque Hub.....	12,13,14,15
Traction Valve.....	24
Switch.....	6
Trash Finger.....	46

-V-

Valve,	
Cessna Three-Spool.....	34
Electric Hydraulic.....	52,53
Fuel Selector.....	18
Gresen One-Spool.....	33
Handle.....	34
Hydraulic Relief.....	7
Traction.....	6
Voltage Regulator.....	4

-W-

Wheel,	
Motor.....	12,13,14,15
Shield.....	12,14

Rim.....	16
Steering.....	28
Wiring Diagram.....	61,62,63