

PARTS MANUAL
FOR
HAGIE MODEL 8240 HI-TRACTOR

HAGIE MANUFACTURING COMPANY
BOX 273 CLARION, IOWA 50525 (515) 532-2861


COVERS MACHINE SERIAL NUMBERS: 075848001 THRU 075848050

4-84 493094

SPRAYER IDENTIFICATION

Each Hagie sprayer is identified by means of a frame serial number. This serial number denotes the model, year in which it was built, and the number of the sprayer. As for further identification, the engine has a serial number and the planetary hubs have identification plates that describe the type of mount and gear ratio. To insure prompt, efficient service when ordering parts or requesting service repairs from Hagie Manufacturing Company, record the serial and identification numbers in the space provided below.

Note: Reference to left hand and right hand used throughout this manual refers to the position when seated in the operator's seat facing forward.



SPRAYER SERIAL NUMBER



ENGINE SERIAL NUMBER



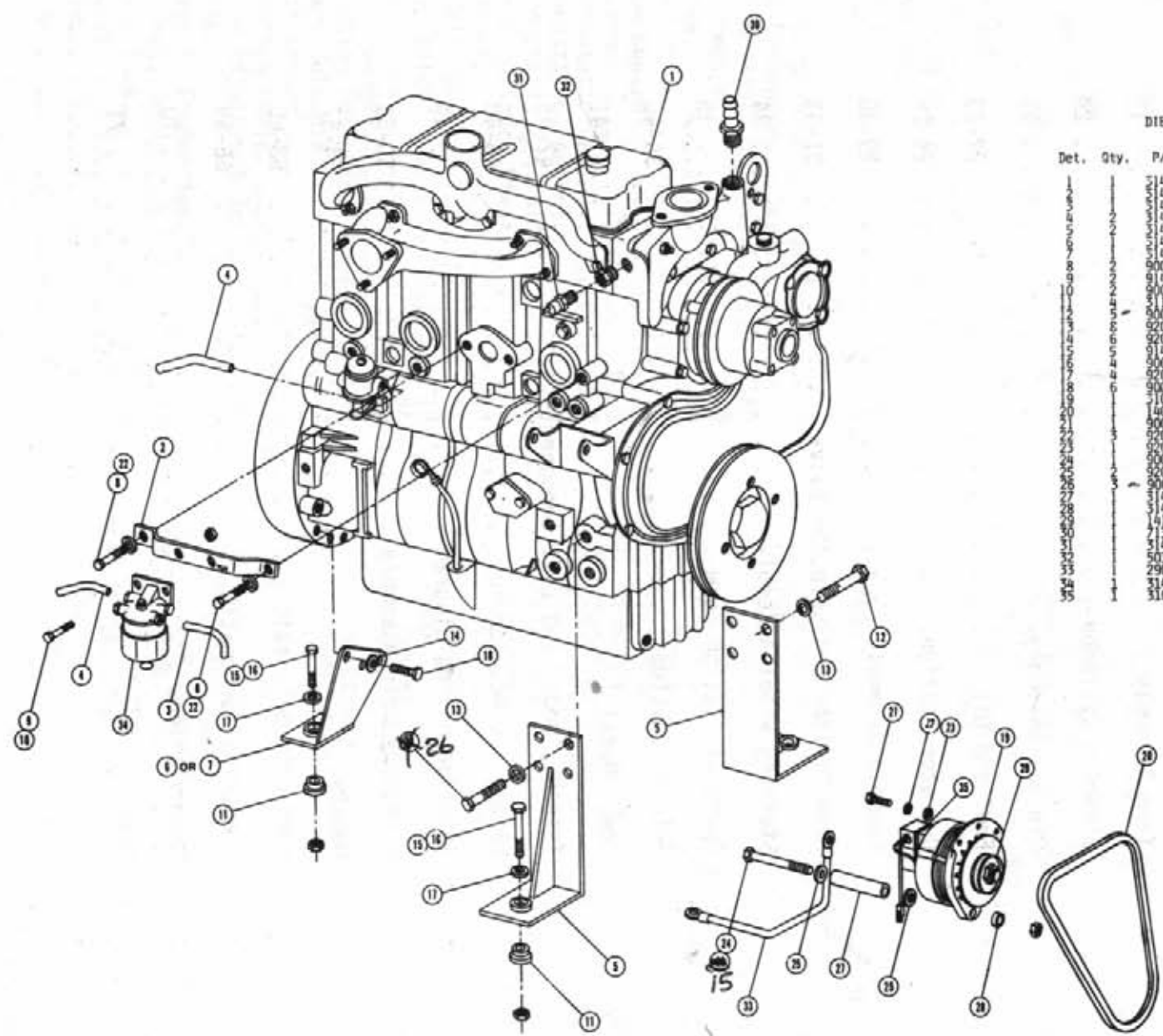
ENGINE SERIAL NUMBER



PLANETARY HUB IDENTIFICATION NUMBERS

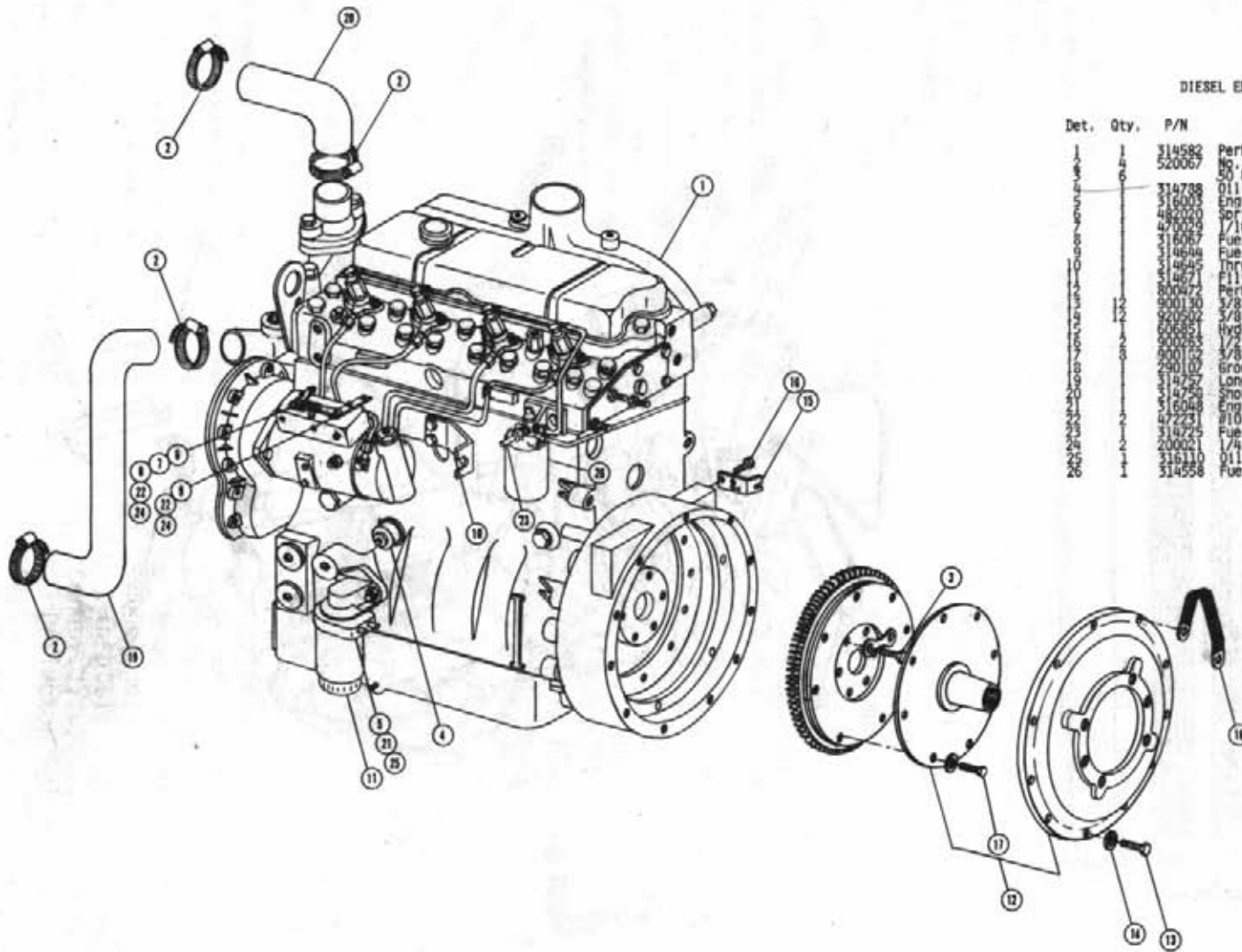
TABLE OF CONTENTS

Engine Assemblies	4-15
Leg Assemblies	16-18
Tire Assembly	19
Steering Cylinder	20
Tie Rod Assembly	21
Fuel and Oil	22-23
Operator Station	24-28
Console Assembly	29-30
Flow Divider and Selector Valve	31-33
Steering Wheel Assembly	34
Operator Station Foam	35
Solution System	36-40
Sheet Metal	41
Transom, Boom, and Lift Components	42-45
Ladder and Accessories	46-48
Solution Hosing Diagram	49
Planetary Gear Assembly	50-53
Decals	54-57
Hydraulic Schematic	58-65
Electrical Schematic	66-69
Abbreviations	70
Index	71



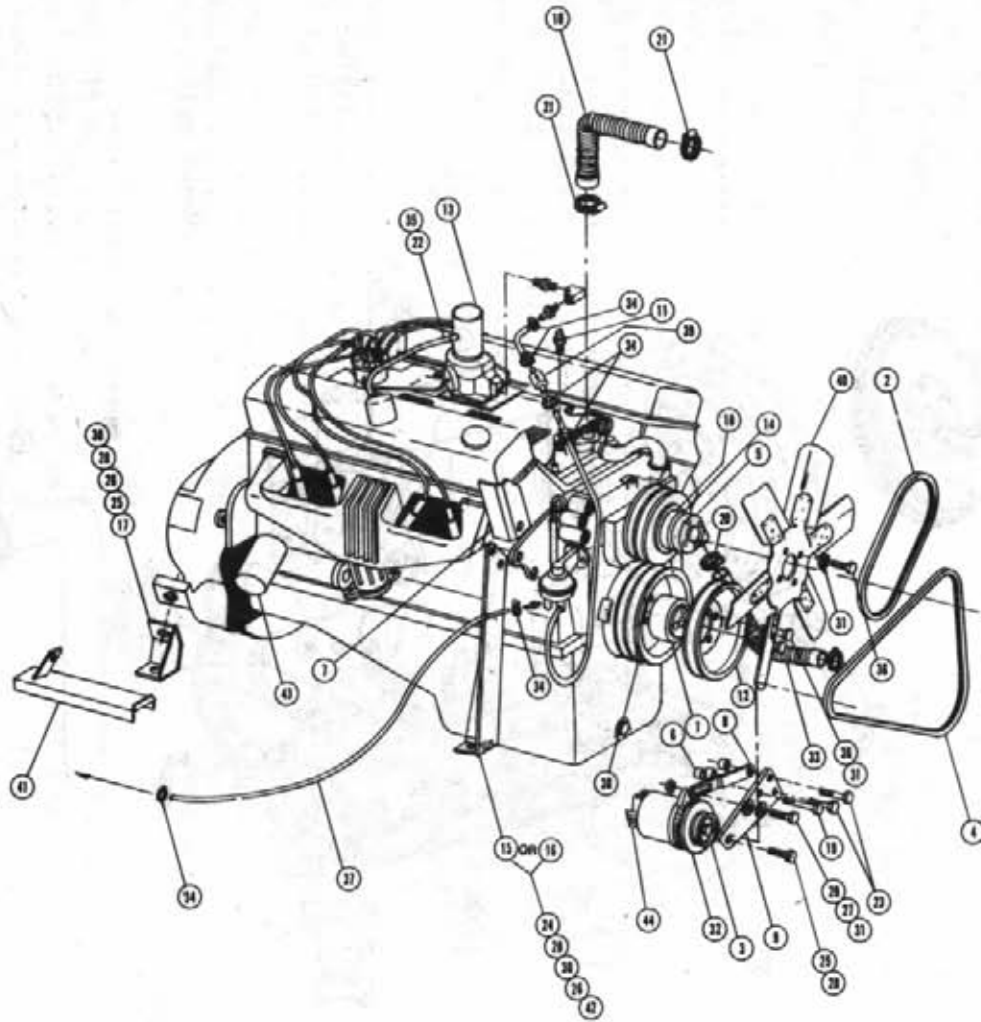
DIESEL ENGINE ASSEMBLY

Det.	Qty.	P/N	Description
1	1	314582	Perkins Engine
2	1	314617	Water Trap Mount
3	1	314619	Water Trap Inlet Tube
4	1	314620	Water Trap Outlet Tube
5	1	314745	Front Motor Mount Weld
6	1	314746	Right Rear Motor Mount Weld
7	1	314749	Left Rear Motor Mount Weld
8	1	900098	5/16 x 3/4 Hex Bolt
9	1	914004	3/8 UNC Stover Nut
10	1	900130	3/8 UNC x 1 1/4 Hex Bolt
11	1	911052	Engine Isolator
12	1	900231	7/16 UNF x 1 Hex Bolt
13	1	920503	7/16 Lock Washer
14	1	920504	1/2 Lock Washer
15	1	914008	2 UNC Stover Nut
16	1	900269	2 UNC x 2 3/4 Hex Bolt
17	1	920004	2 Flat Washer
18	1	900265	1/2 x 1 1/2 Hex Bolt
19	1	140058	25 Amp Alternator
20	1	900085	8 1/8 UNC x 1 Hex Bolt
21	1	920501	5/16 Lock Washer
22	1	920001	5/16 Flat Washer
23	1	900272	2 UNC x 4 1/2 Hex Bolt
24	1	920004	2 Flat Washer
25	1	900252	7/16 UNF x 1 1/4 Hex Bolt
26	1	314612	Alternator Bushing Long
27	1	314613	Alternator Bushing Short
28	1	311381	Sheave
29	1	311381	3/8 UNF x 1/2 Hose Barb
30	1	514837	Temperature Sender
31	1	503012	1/2 NPT x 1/8 Reducer Bushing
32	1	290051	12 Solenoid Cable
33	1	314657	Water Trap
34	1	310102	Voltage Regulator



DIESEL ENGINE ASSEMBLY

Det.	Qty.	P/N	Description
1	1	314582	Perkins Engine
2	4	520067	No. 28 Hose Clamp
3	6	314738	50 UNF x 1.00 Hex Head Bolt
4	1	316003	Oil Pressure Sender
5	1	482020	Engine Oil Cooler
6	1	482029	Spring
7	1	318067	1/16 x 1/2 Cotter Pin
8	1	4644	Fuel Shut Off Connect
9	1	4645	Fuel Shut Off Pivot
10	1	4646	Throttle Cable Mount
11	1	4671	Filter
12	1	800472	Perkins to Sundstrand Drive Assy.
13	1	900130	3/8 UNC x 1 1/4 Hex Bolt
14	1	920502	3/8 Lock Washer
15	1	606851	Hydrostatic Control Cable Mount
16	1	900293	1/2 x 1 Hex Bolt
17	1	900152	3/8 UNF x 3/4 Hex Bolt
18	1	290107	Ground Strap
19	1	314257	Lona Radiator Hose
20	1	4750	Short Radiator Hose
21	1	46048	Engine Oil Cooler Adapter
22	1	472231	#10 x 3/4 Pan Head Machine Screw
23	1	314225	Fuel Return Tube
24	1	200021	1/4 O.D. x 3/16 Bushing
25	1	316110	Oil Cooler Gasket
26	1	314558	Fuel Filter Element

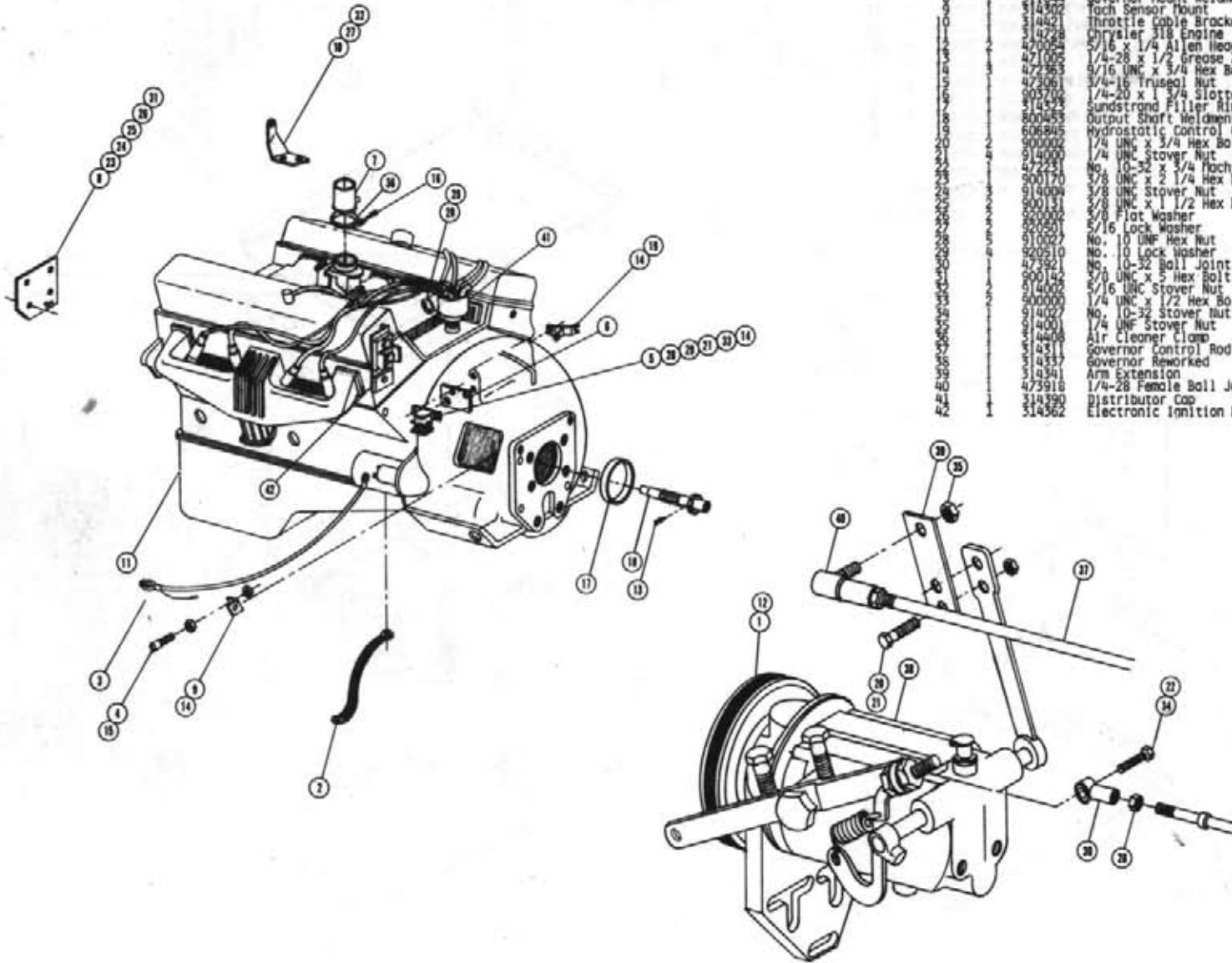


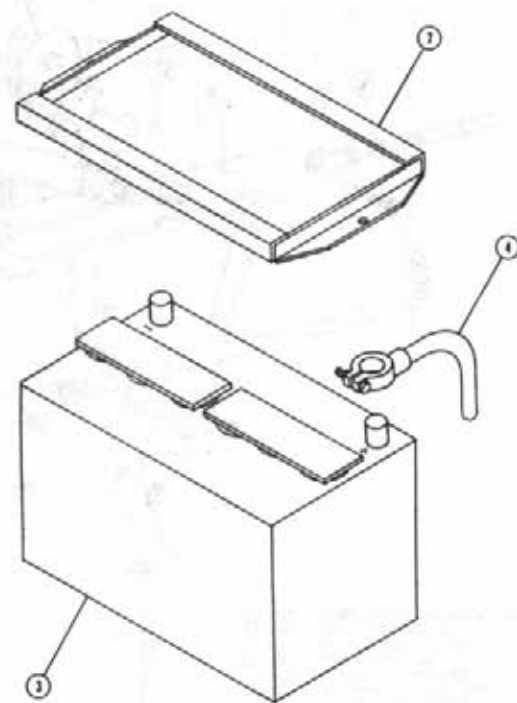
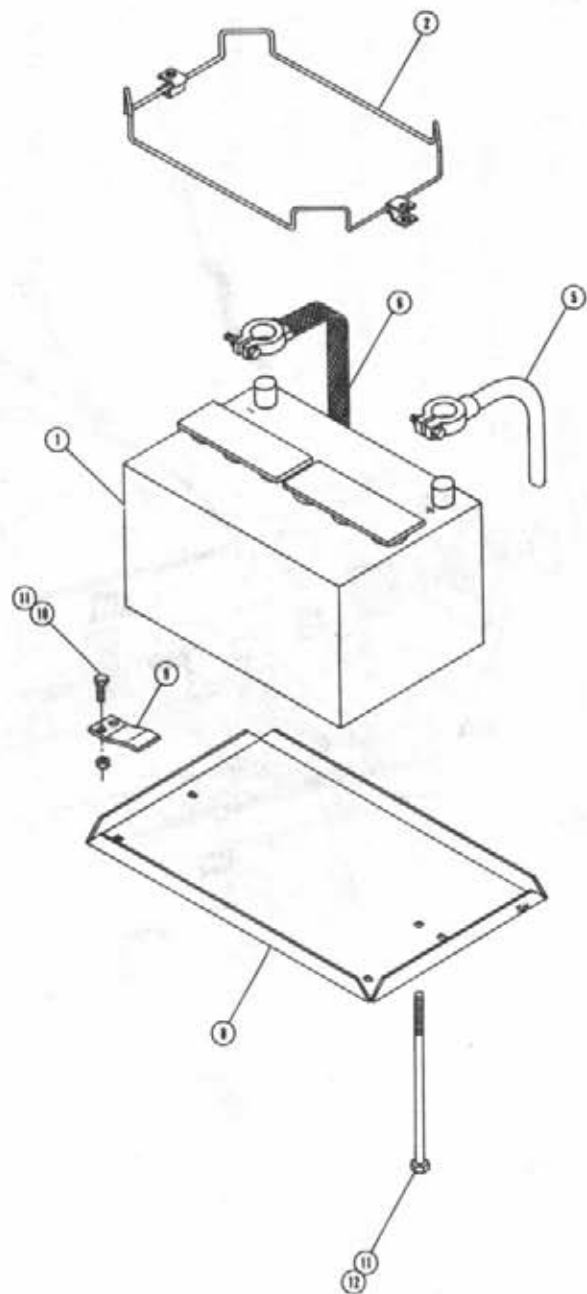
CHRYSLER ENGINE ASSEMBLY

Det.	Qty.	P/N	Description
1	1	090357	Spacer
2	1	147000	Gates 2490 Belt
3	1	41022	Alternator Sheave
4	1	47001	Gates 2520 Belt
5	1	311039	Fan Spacer
6	1	200015	Alternator Spacer
7	1	314303	Exhaust Manif. Heat Shield
8	1	314309	Alternator Adjustment Arm
9	1	314310	Alternator Mount
10	1	314327	Upper Radiator Hose
11	1	314419	Temperature Sender
12	1	314419	Crank Pulley
13	1	314752	Air Intake Tube Weldment
14	1	319614	Fan Adapter
15	1	341348	Left Front Motor Mount Weldment
16	1	341351	Right Front Motor Mount Weld
17	1	341353	Rear Motor Mount Weldment
18	1	311038	Fan Spacer
19	1	900131	3/8 UNC x 1 3/4 Hex Bolt
20	2	520067	#28 Hose Clamp
21	2	520085	#24 Hose Clamp
22	1	601151	3/8 x 12 Heater Hose
23	1	900142	3/8 UNC x 5 Hex Bolt
24	2	900198	7/16 UNC x 5 Hex Bolt
25	3	900283	1/2 UNC x 2 1/4 Hex Bolt
26	4	900265	1/2 UNC x 1 1/2 Hex Bolt
27	1	900064	5/16 UNC x 3/4 Hex Bolt
28	7	914008	1/2 UNC Stover Nut
29	1	920001	5/16 Flat Washer
30	6	920004	1/2 Flat Washer
31	1	920501	5/16 Lock Washer
32	1	310093	55 Amp Alternator
33	1	54417	Lower Radiator Hose
34	2	520120	#4 Hose Clamp
35	2	520070	#8 Hose Clamp
36	10	900086	5/16 UNC x 2 1/4 Hex Bolt
37	1	601257	5/16 x 120" Hose
38	1	090359	Crankshaft Pulley
39	1	314388	Fuel Filter
40	1	314435	19 inch P/R Fan w/2.25 Pitch
41	1	314428	Cable Heat Shield Weldment
42	4	914006	7/16 UNC Stover Nut
43	1	319260	Oil Filter
44	1	310102	Voltage Regulator

CHRYSLER ENGINE ASSEMBLY

Det.	Qty.	P/N	Description
		147050	6" O.D. Sheave
		290109	8" Ground Strap
		491128	48" Battery Cable
		61069	Speedometer Tach Sensor
		61071	Starter Solenoid
		514732	Starter Solenoid Mount
		514732	Air Intake Tube Weldment
		514732	Governor Mount Weldment
		514732	Tach Sensor Mount
		514421	Throttle Cable Bracket
		514728	Chrysler 318 Engine
		470052	5/16 x 1/4 Allen Head Set Screw
		471055	1/4-28 x 1/2 Grease Zerk
		472853	3/16 UNC x 3/4 Hex Bolt
		473061	3/4-16 Truseal Nut
		903702	1/4-20 x 1 3/4 Slotted Machine Screw
		514523	Sundstrand Filler Ring
		800453	Output Shaft Weldment
		606845	Hydrostatic Control Cable Mount Weld
		9000002	1/4 UNC x 3/4 Hex Bolt
		914000	1/4 UNC Stover Nut
		472251	No. 10-32 x 3/4 Machine Screw
		900170	3/8 UNC x 2 1/4 Hex Bolt
		914004	3/8 UNC Stover Nut
		900151	3/8 UNC x 1 1/2 Hex Bolt
		800100	3/8 Flat Washer
		800501	5/16 Lock Washer
		910027	No. 10 UNF Hex Nut
		920510	No. 10 Lock Washer
		473921	No. 10-32 Ball Joint
		900142	3/8 UNC x 5 Hex Bolt
		914002	5/16 UNC Stover Nut
		900000	1/4 UNC x 1/2 Hex Bolt
		914027	No. 10-32 Stover Nut
		914001	1/4 UNF Stover Nut
		44408	Air Cleaner Clamp
		514311	Governor Control Rod
		514337	Governor Remorked
		514341	Arm Extension
		473918	1/4-28 Female Ball Joint
		314390	Distributor Cap
		514362	Electronic Ignition Modulator



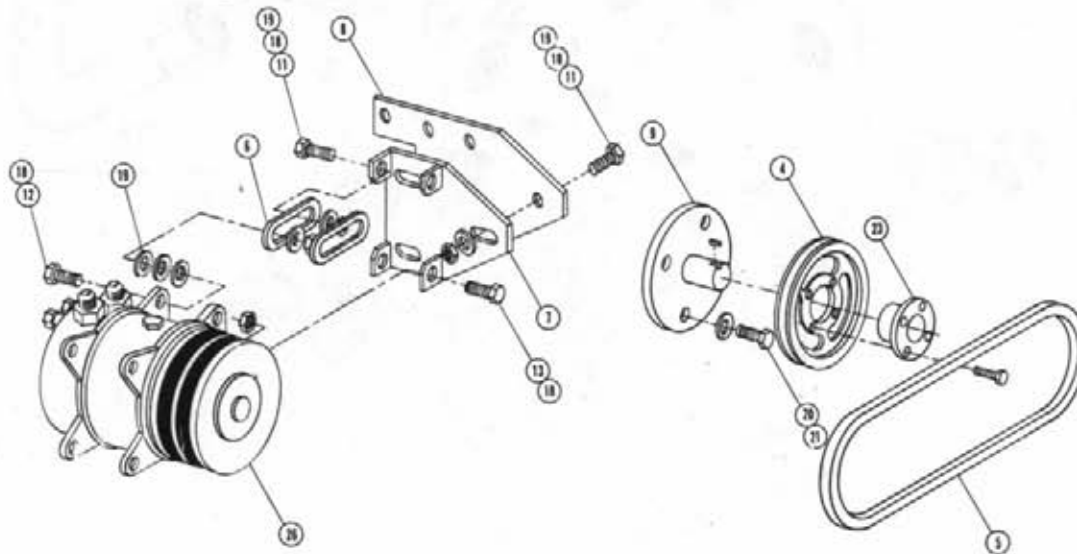
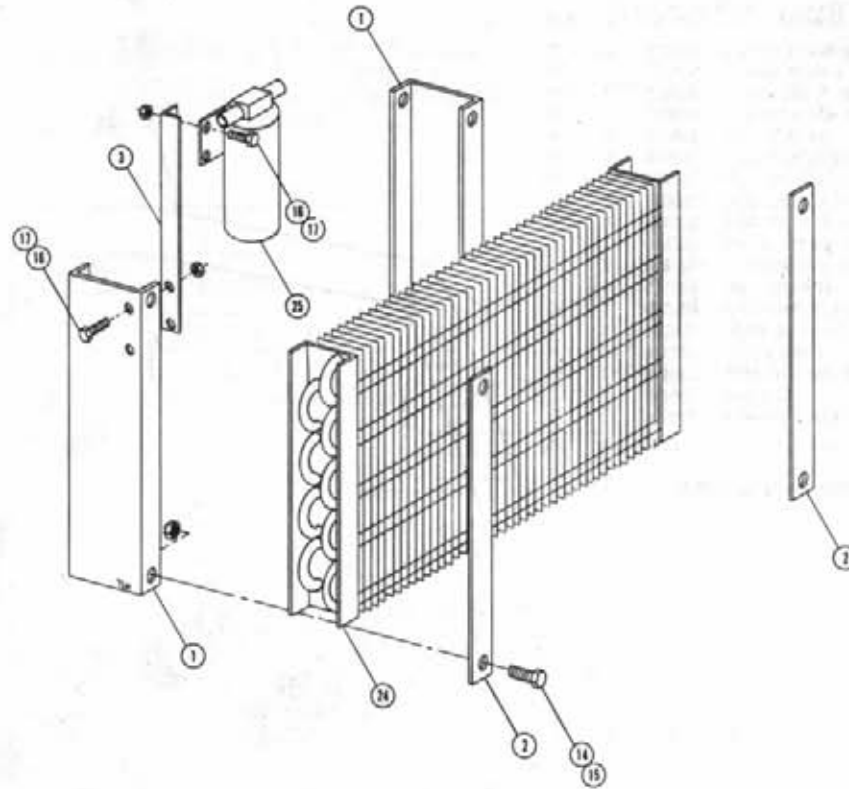
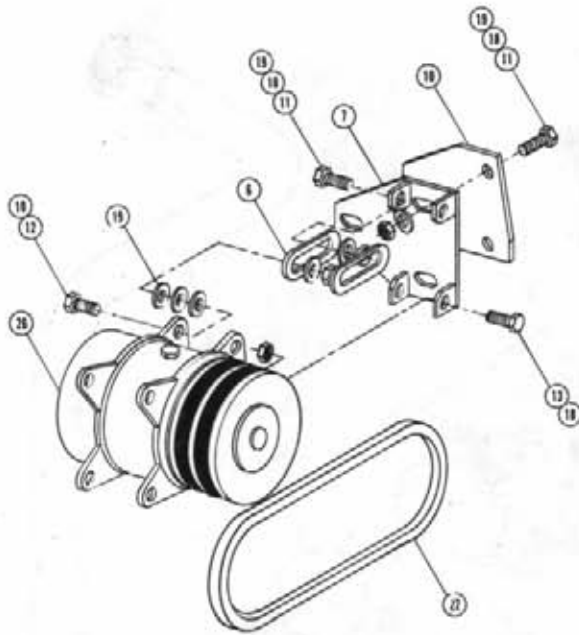


BATTERY BOX ASSEMBLY

Det.	Qty.	P/N	Description
1	1	290015	Battery "Gas Engine"
2	1	290212	Battery Hold Down w/Clamps
3	1	291122	Battery "Diesel Engine"
4	1	290052	Battery Cable 56"
5	1	291128	Battery Cable 48"
6	1	290111	Ground Strap
7	1	341322	Battery Hold Down Weldment
8	1	361149	Battery Box
9	1	361192	Battery Box Support
10	2	900129	3/8 UNC x 1" Hex Bolt
11	4	914004	3/8 UNC Lock Nut
12	2	901149	3/8 UNC x 8 1/2 Carriage Bolt

Note: Items 6, 8, 9, 10, 11 and 12 are used with both engines.

Gas Air Conditioner Compressor Assembly



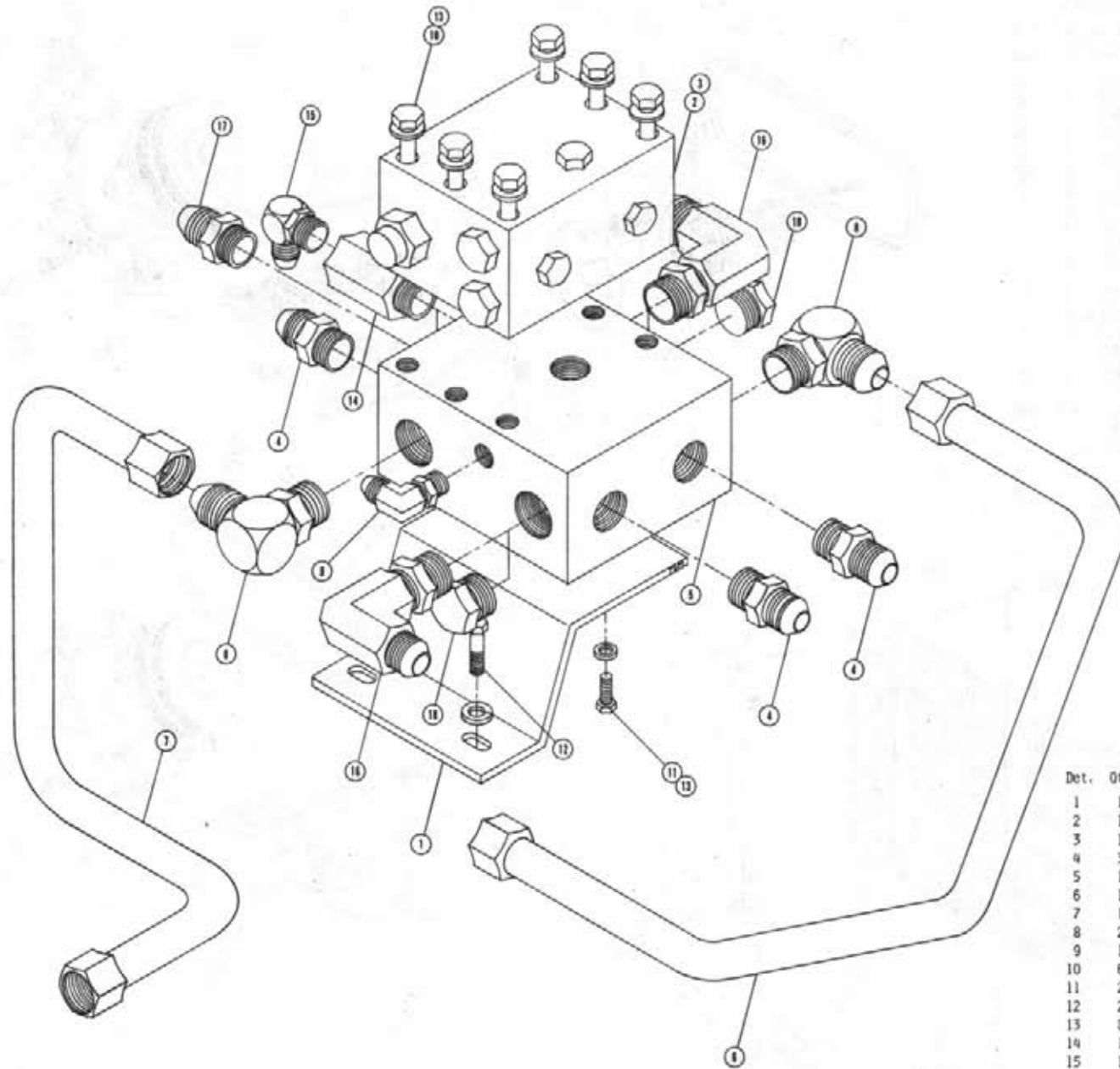
Diesel Air Conditioner Compressor Assembly

AIR CONDITIONER COMPRESSOR PUMP ASSEMBLY

Det.	Qty.	P/N	Description
1	1	314413	Air Conditioner Condenser Mount
2	1	314418	Air Conditioner Condenser Keeper
3	1	314420	Air Conditioner Dryer Bracket
4	1	140066	6.25 O. D. Sheave w/Hub
5	1	147031	Gates 2380 Belt
6	1	657316	Air Conditioner Compressor Adj. Tab
7	1	657317	Air Conditioner Compressor Mount Weld
8	1	657320	Air Conditioner Compressor Mount Adapter
9	1	657321	Air Conditioner Drive Shaft Weldment
10	1	657316	Air Conditioner Mount Spacer
11	2	900129	3/8 UNC x 1/2 Hex Bolt
12	2	900131	3/8 UNC x 1/2 Hex Bolt
13	2	900130	3/8 UNC x 1/4 Hex Bolt
14	1	900064	5/16 UNC x 3/4 Hex Bolt
15	1	914002	5/16 UNC Lock Nut
16	1	900002	1/4 UNC x 3/4 Hex Bolt
17	1	914000	1/4 UNC Lock Nut
18	1	914004	3/8 UNC Lock Nut
19	13	920002	3/8 Flat Washer
20	4	900231	7/16 UNC x 1 Hex Bolt
21	4	920503	7/16 Lock Washer
22	1	147040	2400 Belt
23	1	140067	1 1/2 Bore Taper Bushing
24	1	657309	Air Conditioner Condenser Kit
25	1	657309	Air Conditioner Dryer
26	1	657310	Air Conditioner Compressor

NOTE: For diesel option use the following items:
1-2-3-4-5-6-7-8-9-11-12-13-14-15-16-17-18-19-20-21-23-24-25-26

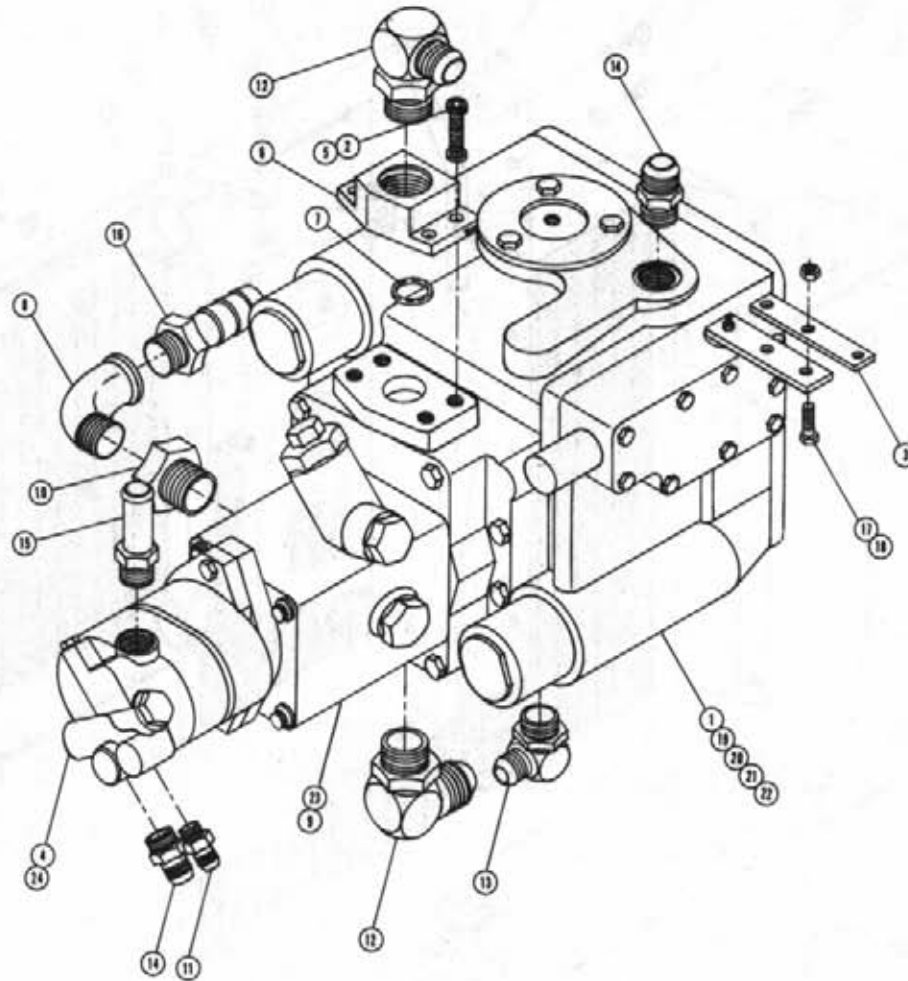
For gas option use the following items:
1-2-3-6-7-10-11-12-13-14-15-16-17-18-19-22-24-25-26



HYDRAULIC MANIFOLD ASSEMBLY

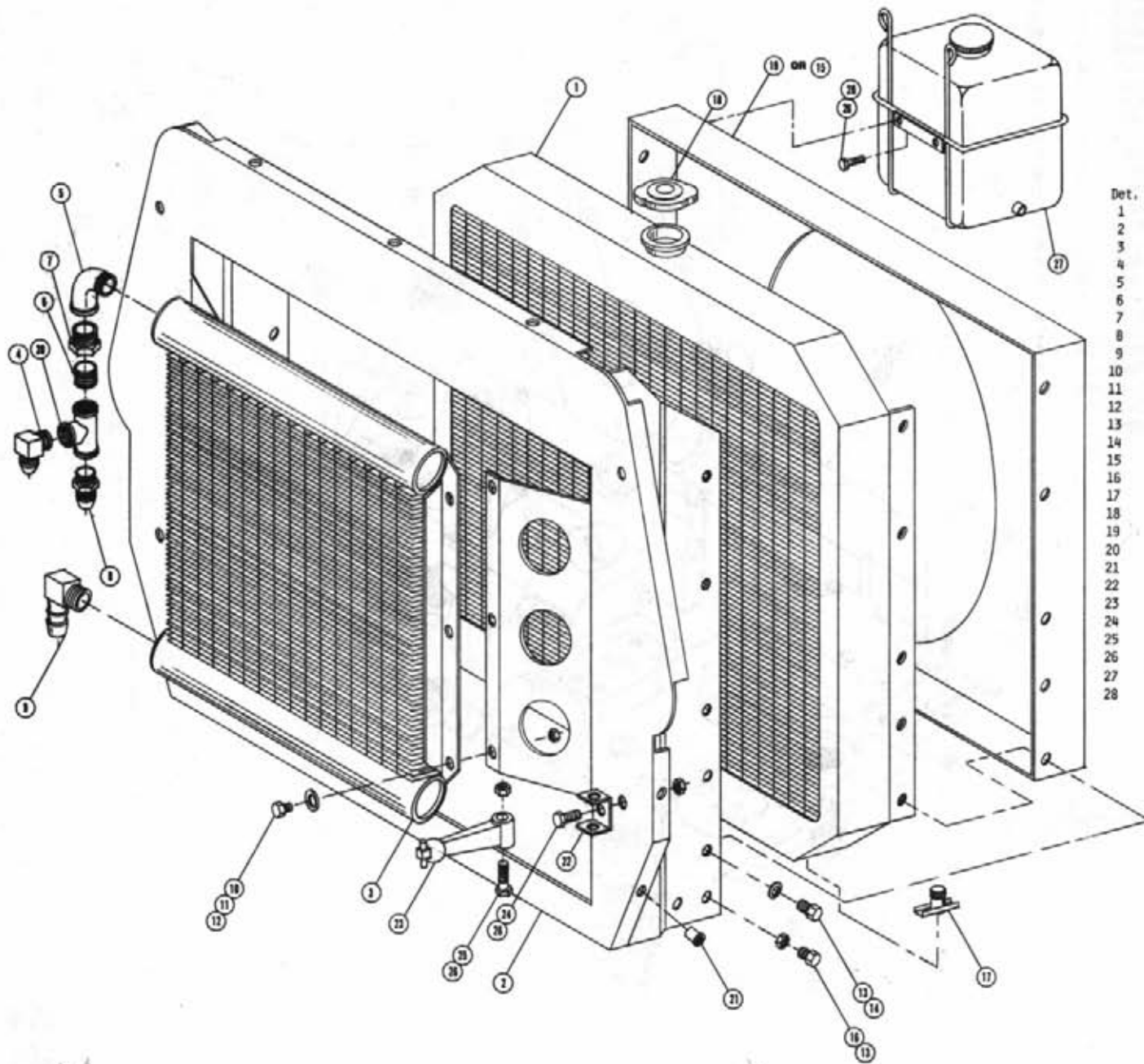
Det.	Qty.	P/H	Description
1	1	606849	Hydraulic Manifold Mount
2	1	611009	Seal Kit
3	1	611013	Hydraulic Relief Valve Assembly
4	3	611127	1 1/16 MDR x 1 1/16 MJIC
5	1	615003	Large Manifold
6	1	615568	Right Hydraulic Tube
7	1	615569	Left Hydraulic Tube
8	2	618178	1 5/16 MDR x 90° x 1 5/16 MJIC
9	1	618241	3/4 MDR x 90° x 3/4 JIC
10	6	900075	5/16 UNC x 3 3/4 Hex Bolt
11	2	900065	5/16 UNC x 1 Hex Bolt
12	2	900196	7/16 UNC x 1 1/4 Hex Bolt
13	0	920501	5/16 Lock Washer
14	1	610028	Flow Control
15	1	618279	7/8 MDR x 90° x 1 1/16 JIC
16	2	618248	1 1/16 MDR x 90° x 1 1/16 MJIC
17	1	611127	1 1/16 MDR x 1 1/16 MJIC
18	2	610186	1 1/16 O-Ring Plug

NOTE: For two-wheel drive assembly items 14, 15 and 16 are replaced by 17 and 18.



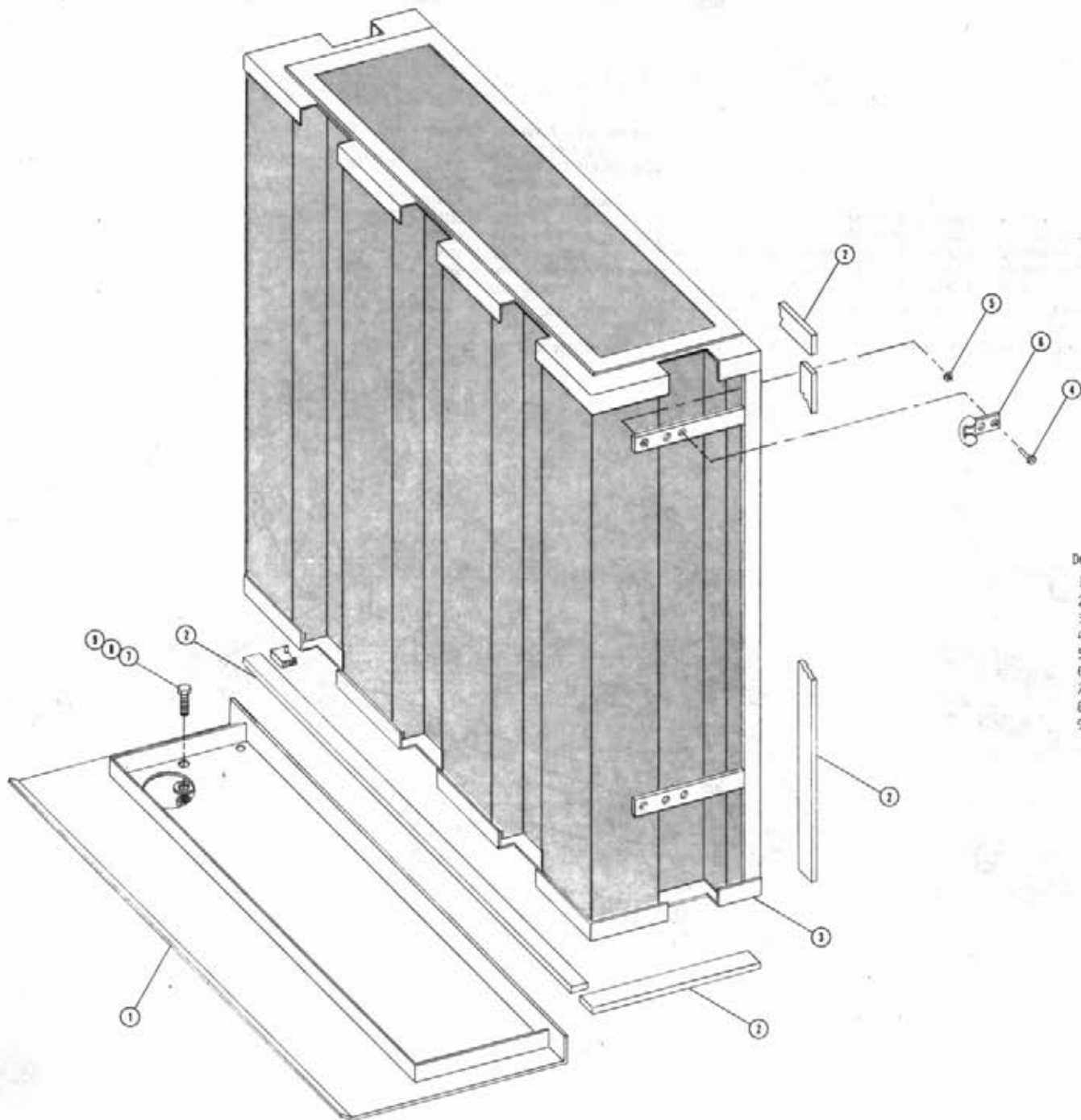
SUNDSTRAND PUMP ASSEMBLY

Det.	Qty.	P/N	Description
1	1	606844	Sundstrand 23 Series Pump
2	8	472243	3/8 UNC x 1 3/4 Allen Cap Screw
3	1	606848	Pump Control Level Extension
4	1	610091	Cessna Pump
5	8	618167	Lock Washers
6	2	618176	1" NPT 4 Bolt Flange
7	2	870219	O-Ring
8	1	505200	90° Street Elbow
9	1	610386	Charge Pump
10	1	618090	1 5/16 O-Ring x 1 NPT Adapter
11	1	618126	9/16 MDR - 9/16 MJIC
12	2	618178	1 5/16 MDR-90°-1 5/16 MJIC
13	1	618183	7/8 MDR-90°-3/4 MJIC
14	2	618327	7/8 MDR - 3/4 MJIC
15	1	618336	1 1/16 MDR x 1 Hose Barb
16	1	714560	1 NPT x 1 Hose Barb
17	2	900003	1/4 UNC x 1" Hex Bolt
18	2	914000	1/4 UNC Stover Nut
19	2	900266	1/2 UNC x 1 3/4 Hex Bolt
20	2	900267	1/2 UNC x 2 Hex Bolt
21	2	914008	1/2 UNC Lock Nut
22	6	920004	1/2 Flat Washer
23	1	610387	Charge Pump Gasket
24	1	618261	O-Ring



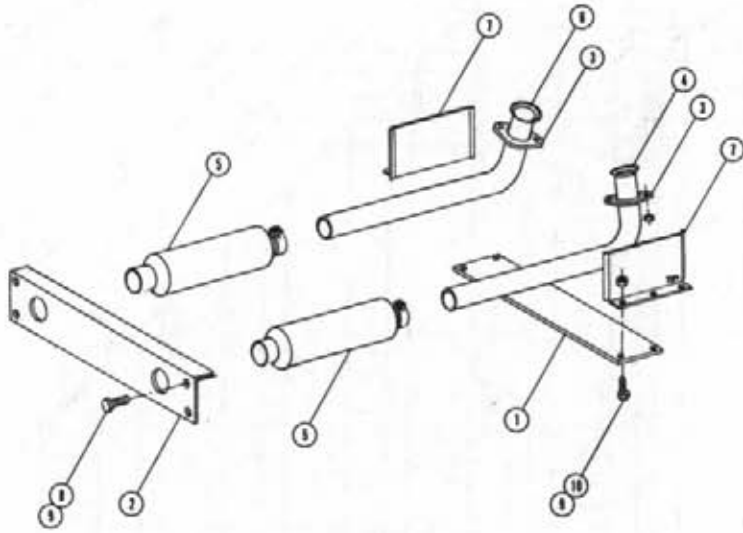
RADIATOR AND OIL COOLER ASSEMBLY

Det.	Qty.	P/N	Description
1	1	314439	Radiator
2	1	314443	Radiator-Oil Cooler Mount Weldment
3	1	618088	Oil Cooler
4	1	610305	3/4 NPT-90°-3/4 NPT
5	1	505200	1 NPT-90° Street Elbow
6	1	504702	3/4 IPT Close Nipple
7	1	505213	1 NPT to 3/4 IPT Reducer
8	1	610300	3/4 NPT x 3/4 NPT
9	1	610138	1 NPT-90°-1 Hose Barb
10	6	900064	5/16 UNC x 3/4 Hex Bolt
11	6	914002	5/16 Lock Nut
12	6	920001	5/16 Flat Washer
13	14	900128	3/8 UNC x 3/4 Hex Bolt
14	10	920002	3/8 Flat Washer
15	1	314768	Radiator Shroud-Diesel Engine
16	4	914004	3/8 UNC Lock Nut
17	1	319559	Drain Cock
18	1	319257	Radiator Cap
19	1	314440	Radiator Shroud-Gas Engine
20	1	504955	3/4 NPT Pipe Tee
21	4	470006	1/4 UNC Nutsert
22	4	656999	Rubber Hook Anchor Bracket
23	4	656998	Rubber Hook
24	4	900000	1/4 UNC x 1/2 Hex Bolt
25	4	900005	1/4 UNC x 1 1/2 Hex Bolt
26	10	914000	1/4 UNC Lock Nut
27	1	314767	Radiator Recovery Tank
28	2	900003	1/4 UNC x 1 Hex Bolt



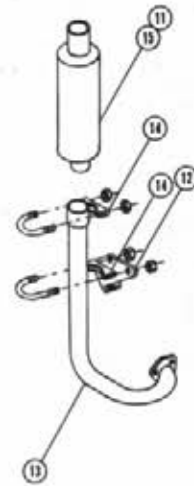
AIR INTAKE ASSEMBLY

Det.	Qty.	P/N	Description
1	1	341379	Bottom Air Intake Plate Weldment
2	12'	193022	Stickertite
3	1	314397	Air Intake Weldment
4	12	485053	3/16 x 3/8 Pop Rivet
5	4	920010	#10 Flat Washer
6	4	656997	Rubber Hook Bracket
7	4	914000	1/4 UNC Lock Nut
8	4	900002	1/4 UNC x 3/4 Hex Bolt
9	4	920000	1/4 SAE Flat Washer



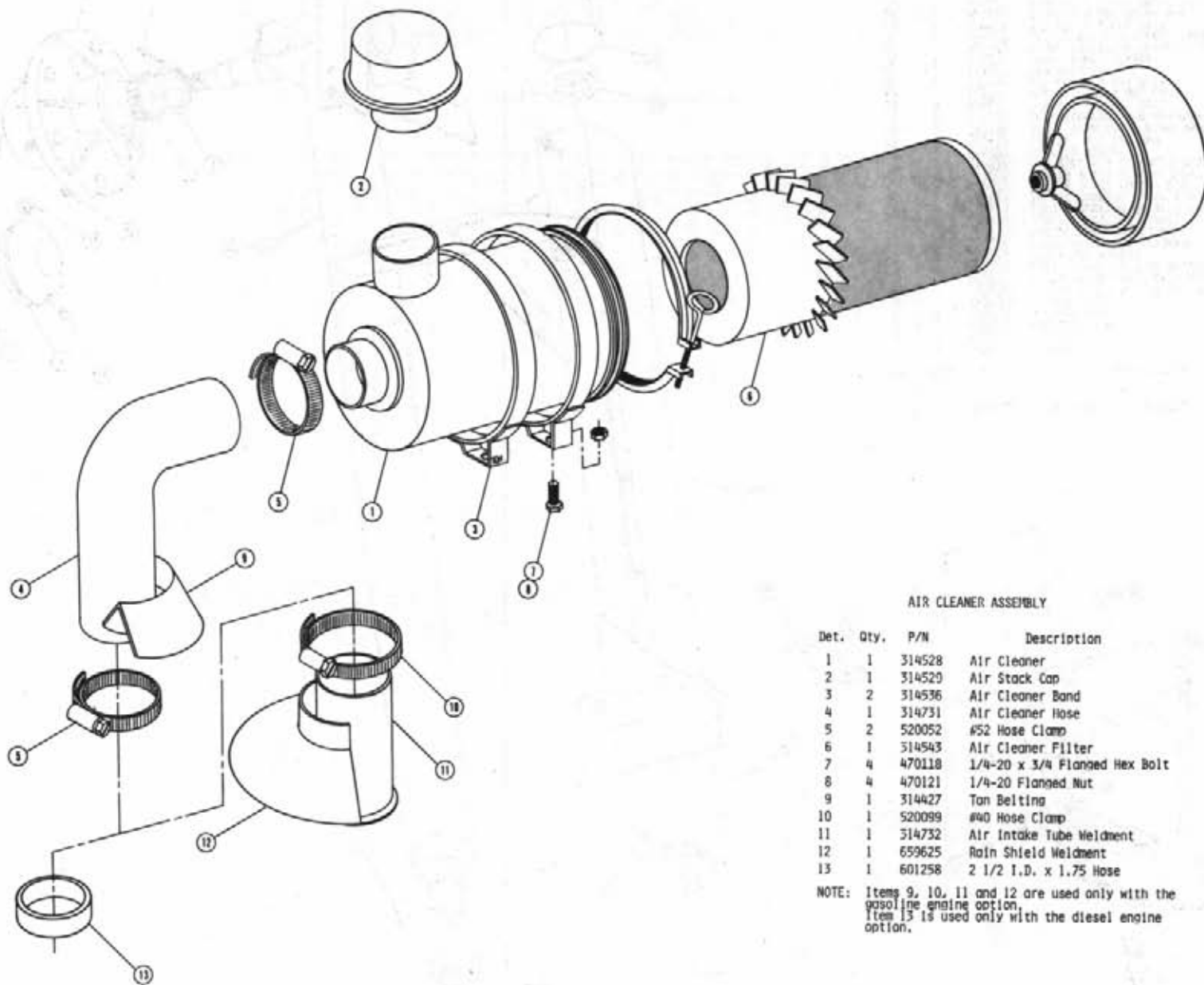
GAS ENGINE EXHAUST PIPE ASSEMBLY

Det.	Qty.	P/N	Description
1	1	361189	Main Frame Tie Plate
2	1	361190	Main Frame Rear Tie Angle
3	2	314735	Exhaust Pipe Flange
4	1	314425	Right Exhaust Pipe
5	2	319287	Muffler
6	1	314736	Left Exhaust Pipe
7	2	341359	Heat Shield
8	4	900265	1/2 UNC x 1 1/2 Hex Bolt
9	8	914008	1/2 UNC Lock Nut
10	4	900264	1/2 UNC x 1 1/4 Hex Bolt



DIESEL ENGINE EXHAUST PIPE ASSEMBLY

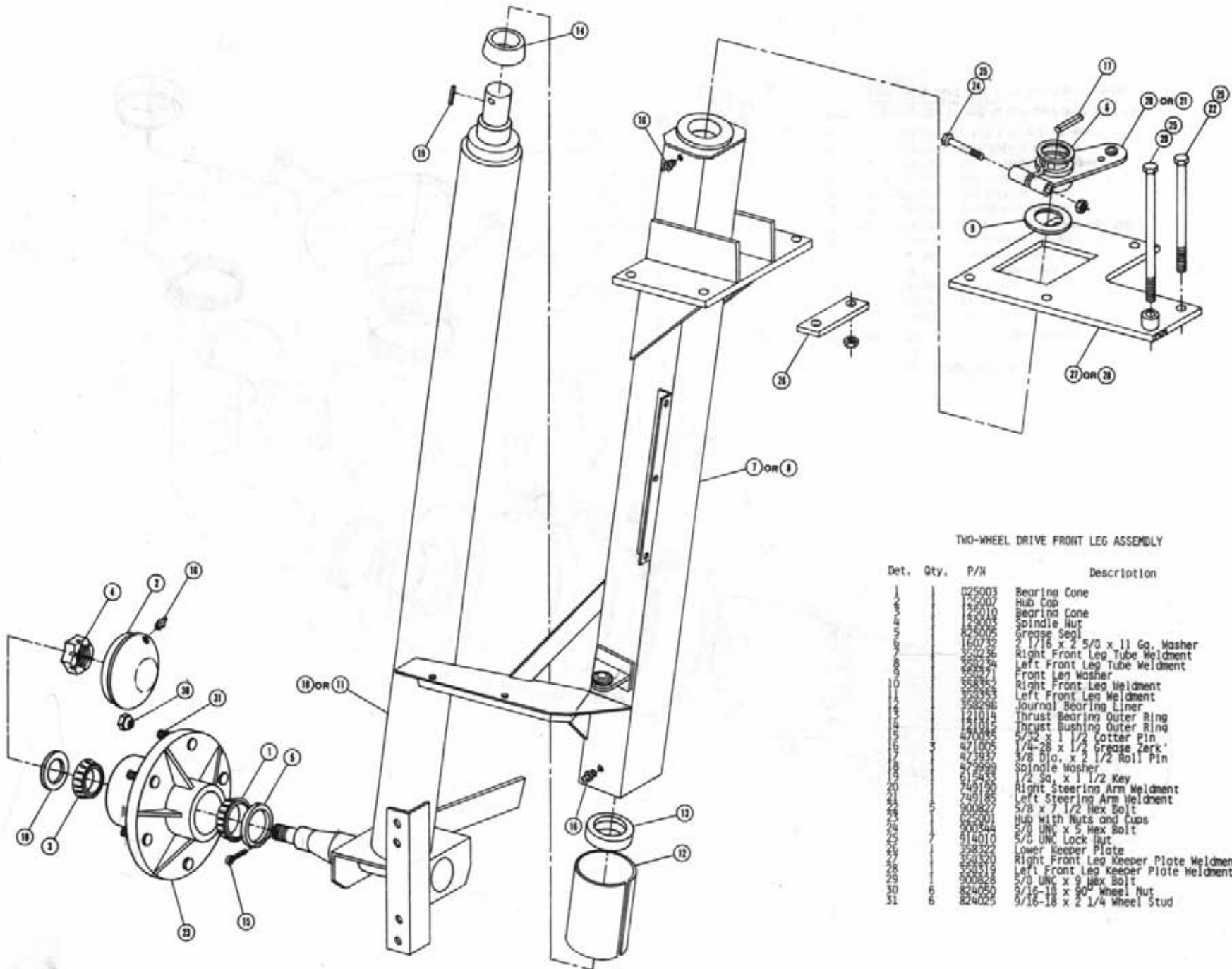
Det.	Qty.	P/N	Description
11	1	314537	Rain Cap
12	1	314756	Exhaust Pipe Mounting Bracket
13	1	314759	Exhaust Pipe Weldment
14	2	472216	2.50 Muffler Clamp
15	1	314554	Muffler



AIR CLEANER ASSEMBLY

Det.	Qty.	P/N	Description
1	1	314528	Air Cleaner
2	1	314520	Air Stack Cap
3	2	314536	Air Cleaner Band
4	1	314731	Air Cleaner Hose
5	2	520052	#52 Hose Clamp
6	1	314543	Air Cleaner Filter
7	4	470118	1/4-20 x 3/4 Flanged Hex Bolt
8	4	470121	1/4-20 Flanged Nut
9	1	314427	Ton Belting
10	1	520099	#40 Hose Clamp
11	1	514732	Air Intake Tube Weldment
12	1	659625	Rain Shield Weldment
13	1	601258	2 1/2 I.D. x 1.75 Hose

NOTE: Items 9, 10, 11 and 12 are used only with the gasoline engine option.
Item 13 is used only with the diesel engine option.

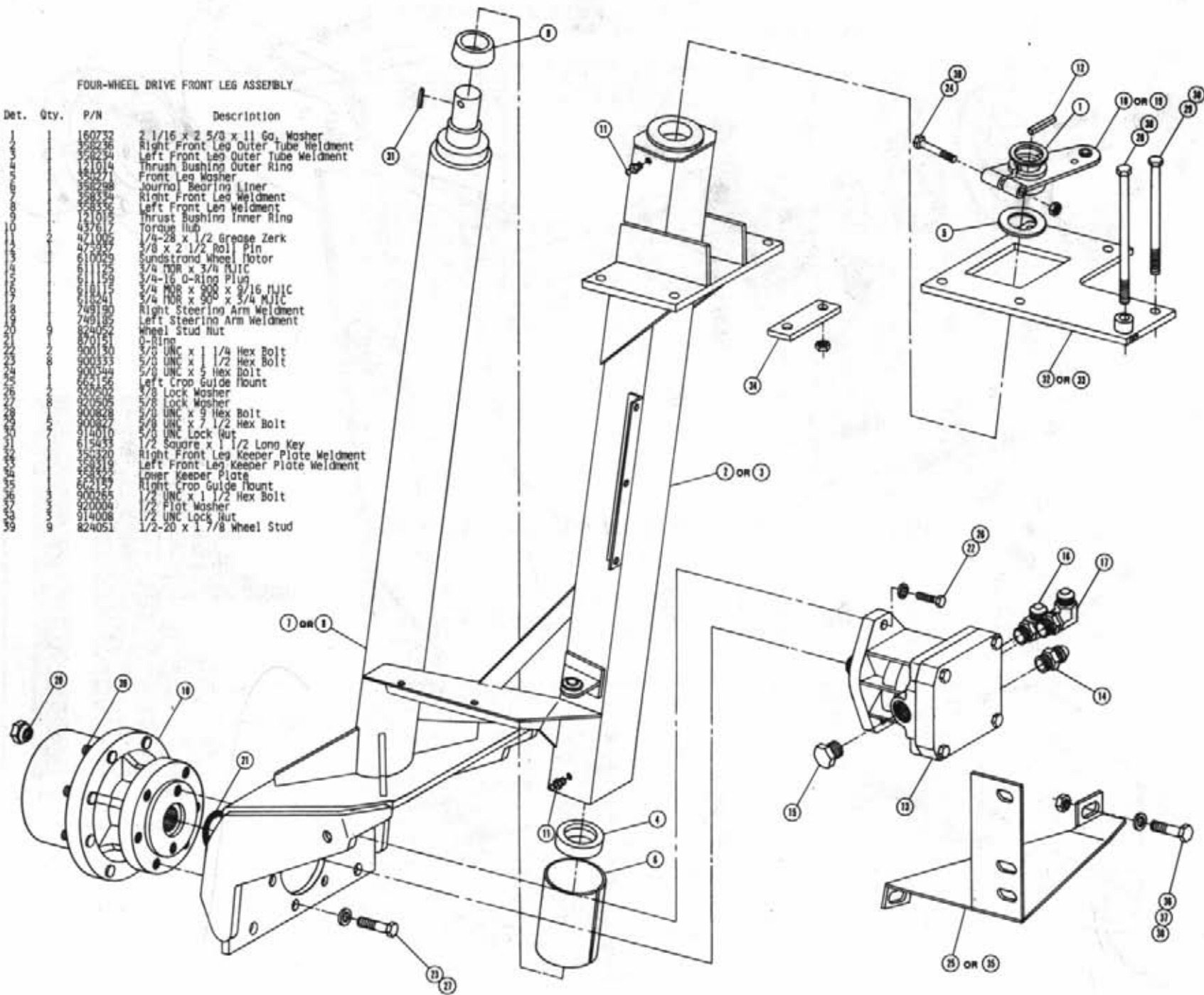


TWO-WHEEL DRIVE FRONT LEG ASSEMBLY

Det.	Qty.	P/N	Description
1	1	025003	Bearing Cone
2	1	125007	Hub Cap
3	1	125010	Bearing Cone
4	1	125005	Spindle Nut
5	1	825005	Grease Seal
6	1	160732	2 1/16 x 2 5/8 x 1 1/2 Gg. Washer
7	1	350236	Right Front Leg Tube Weldment
8	1	350234	Left Front Leg Tube Weldment
9	1	350231	Front Leg Washer
10	1	350232	Right Front Leg Weldment
11	1	350233	Left Front Leg Weldment
12	1	350238	Journal Bearing Liner
13	1	121014	Thrust Bearing Outer Ring
14	1	121015	Thrust Bushing Outer Ring
15	1	470055	5/32 x 1 1/2 Cotter Pin
16	1	471005	1/4-28 x 1 1/2 Grease Zerk
17	1	473937	3/8 Dia. x 2 1/2 Roll Pin
18	1	473939	Spindle Washer
19	1	615453	1/2 Sq. x 1 1/2 Key
20	1	749190	Right Steering Arm Weldment
21	1	749185	Left Steering Arm Weldment
22	1	800827	5/8 x 7 1/2 Hex Bolt
23	1	800801	Hub with Nuts and Caps
24	1	800844	5/8 UNC x 5 Hex Bolt
25	1	914010	5/8 UNC Lock Nut
26	1	350222	Lower Keeper Plate
27	1	350320	Right Front Leg Keeper Plate Weldment
28	1	350319	Left Front Leg Keeper Plate Weldment
29	1	900828	5/8 UNC x 9 Hex Bolt
30	1	824050	9/16-18 x 90° Wheel Nut
31	1	824025	9/16-18 x 2 1/4 Wheel Stud

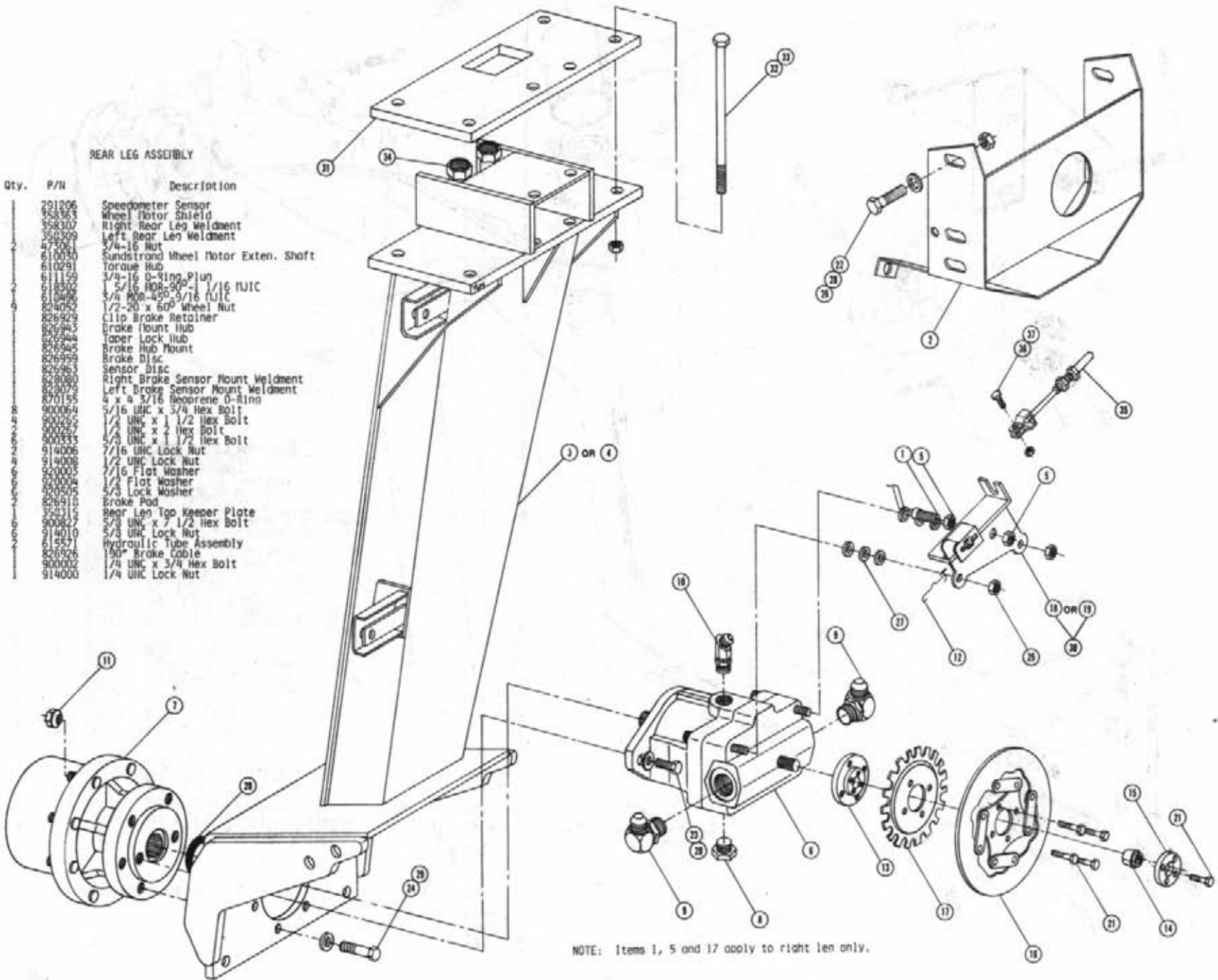
FOUR-WHEEL DRIVE FRONT LEG ASSEMBLY

Det.	Qty.	P/N	Description
		160752	2 1/16 x 2 5/8 x 11 Ga. Washer
		358236	Right Front Leg Outer Tube Weldment
		358234	Left Front Leg Outer Tube Weldment
		161014	Thrust Bushing Outer Ring
		358271	Front Leg Washer
		358298	Journal Bearing Liner
		358334	Right Front Leg Weldment
		358335	Left Front Leg Weldment
		121015	Thrust Bushing Inner Ring
		437612	Torque Hub
		471009	1/4-28 x 1/2 Grease Zerk
		473357	3/8 x 2 1/2 Roll Pin
		610029	Sundstrand Wheel Motor
		611175	3/4 NBR x 3/4 N.I.C.
		611176	3/4-16 O-Ring Plug
		611177	3/4 NBR x 500 x 9/16 N.I.C.
		611178	3/4 NBR x 50 x 3/4 N.I.C.
		749190	Right Steering Arm Weldment
		749189	Left Steering Arm Weldment
		824052	Wheel Stud Nut
		870151	O-Ring
		900130	3/8 UNC x 1 1/4 Hex Bolt
		900333	5/8 UNC x 1 1/2 Hex Bolt
		900744	5/8 UNC x 5 Hex Bolt
		662156	Left Crop Guide Mount
		320502	5/8 Lock Washer
		320505	5/8 Lock Washer
		900828	3/8 UNC x 3 Hex Bolt
		900827	2 1/8 UNC x 7 1/2 Hex Bolt
		914010	5/8 UNC Lock Nut
		615433	1/2 Square x 1 1/2 Long Key
		351320	Right Front Leg Keeper Plate Weldment
		351319	Left Front Leg Keeper Plate Weldment
		358272	Lower Keeper Plate
		662157	Right Crop Guide Mount
		900265	1/2 UNC x 1 1/2 Hex Bolt
		920004	1/2 Flat Washer
		914008	1/2 UNC Lock Nut
		824051	1/2-20 x 1 7/8 Wheel Stud

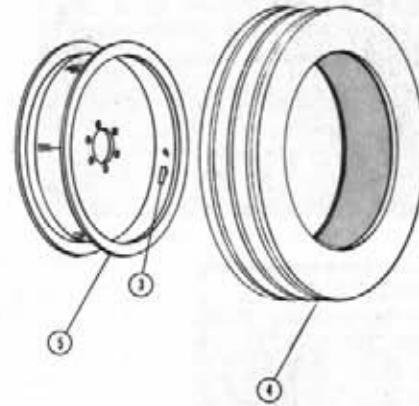
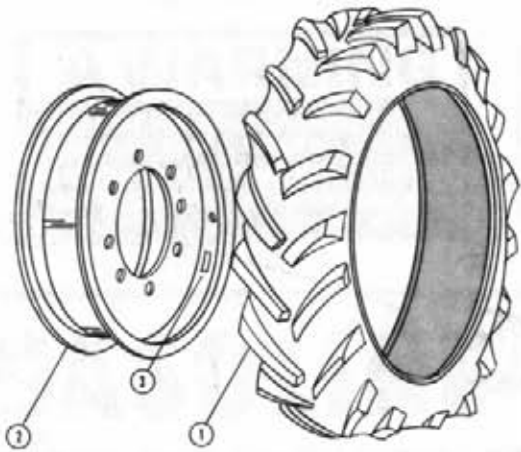


REAR LEG ASSEMBLY

Det.	Qty.	P/N	Description
1		291206	Speedometer Sensor
2		458353	Wheel Motor Shield
3		358302	Right Rear Leg Weldment
4		358309	Left Rear Leg Weldment
5	2	475061	3/4-16 Nut
6		610030	Sundstrand Wheel Motor Exten. Shaft
7		610291	Torque Hub
8		611159	3/4-16 O-Ring Plug
9	2	618502	1 5/16 HDR-90° 1 1/16 UNIC
10		618496	1/2 HDR-45° 9/16 UNIC
11	6	824052	1/2-20 x 50° Wheel Nut
12		826929	Clip Brake Retainer
13		826943	Brake Mount Hub
14		826944	Taper Lock Hub
15		826945	Brake Hub Mount
16		826959	Brake Disc
17		826963	Sensor Disc
18		829080	Right Brake Sensor Mount Weldment
19		829079	Left Brake Sensor Mount Weldment
20		870155	4 x 4 3/16 Neoprene O-Ring
21		900064	5/16 UNIC x 3/4 Hex Bolt
22		900062	1/2 UNIC x 1 1/2 Hex Bolt
23		900065	1/2 UNIC x 1 Hex Bolt
24		900333	5/8 UNIC x 1 1/2 Hex Bolt
25		914006	7/16 UNIC Lock Nut
26		914008	1/2 UNIC Lock Nut
27		920003	7/16 Flat Washer
28		920004	1/2 Flat Washer
29		920505	5/8 Lock Washer
30		826910	Brake Pad
31		352315	Rear Leg Top Keeper Plate
32		900827	5/8 UNIC x 7 1/2 Hex Bolt
33		914010	5/8 UNIC Lock Nut
34		815571	Hydraulic Tube Assembly
35		826926	90° Brake Cable
36		900002	1/4 UNIC x 3/4 Hex Bolt
37		914000	1/4 UNIC Lock Nut

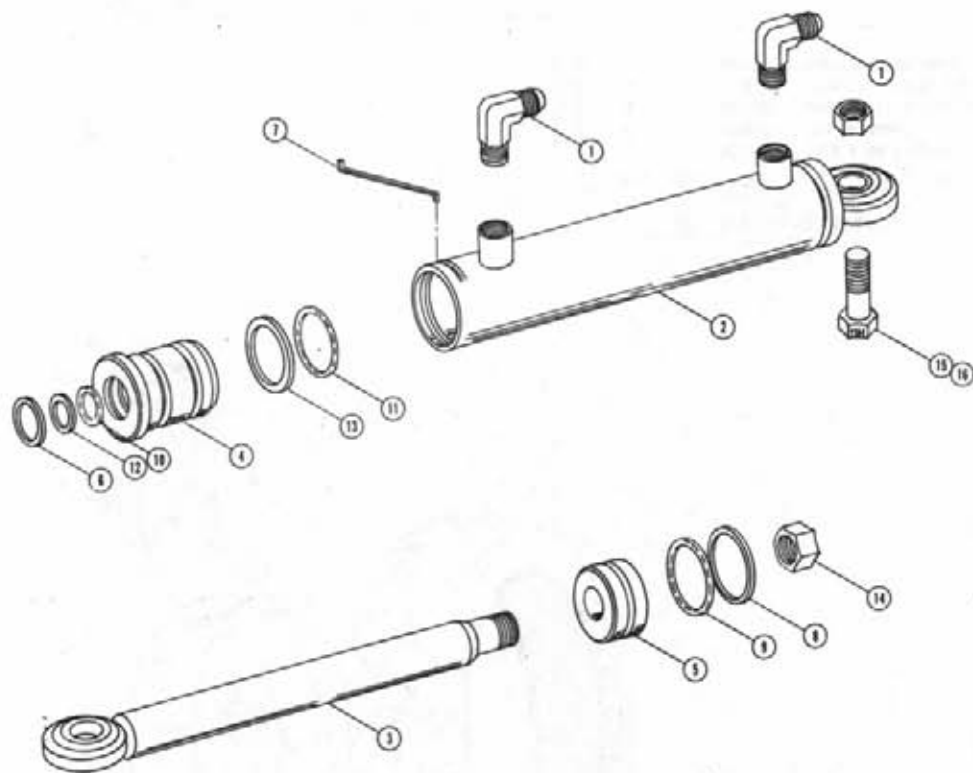


NOTE: Items 1, 5 and 17 apply to right leg only.



TIRE AND RIM ASSEMBLY

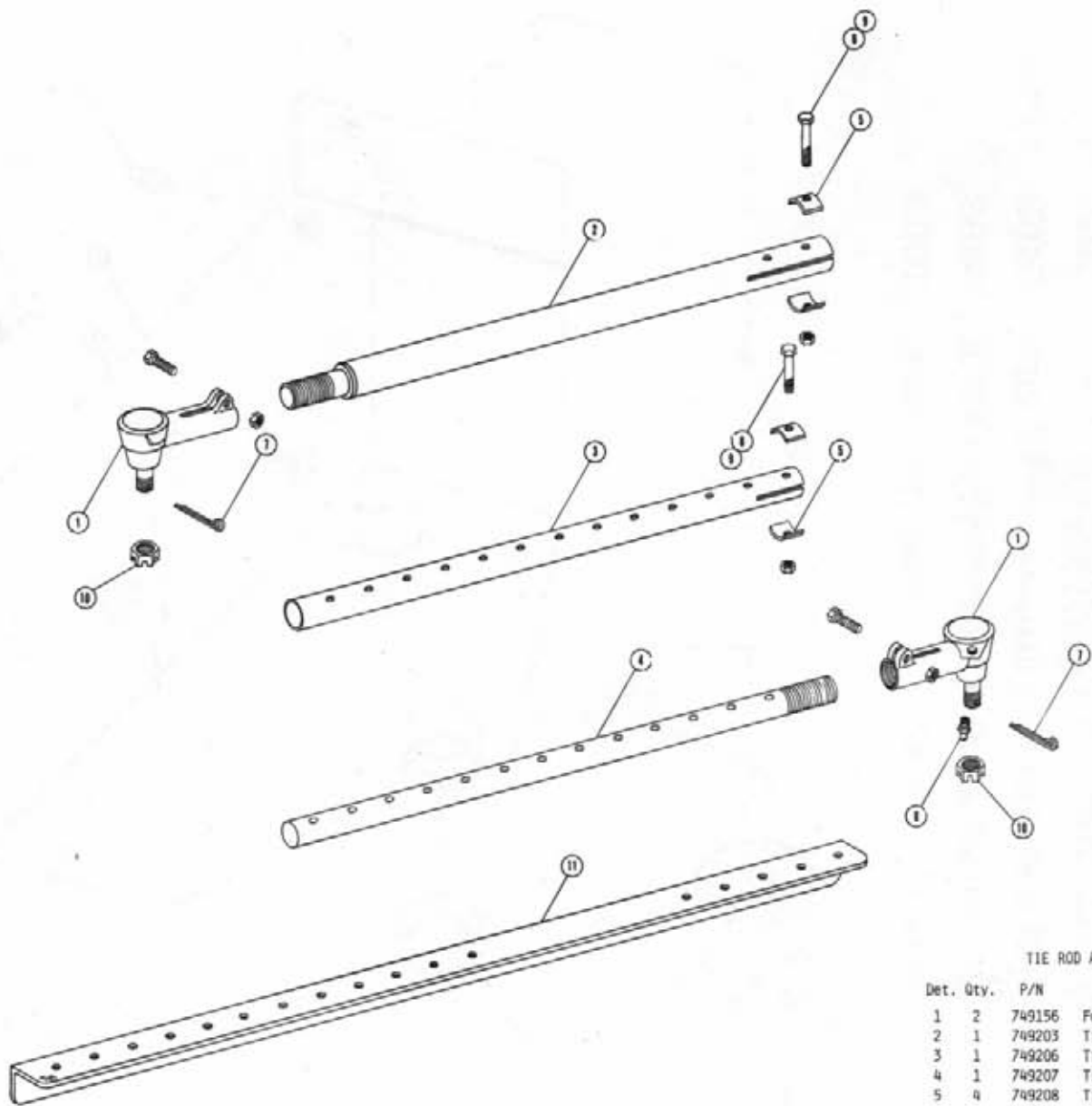
Det.	Qty.	P/N	Description
1	1	820201	11.2 x 24 Tractor Tire
2	1	820600	Rim Weldment
3	2	650985	Wheel Bolt Torque Decal
4	1	820611	Front Tire 9.00 x 24
5	1	820009	Front Rim Weldment



STEERING CYLINDER ASSEMBLY

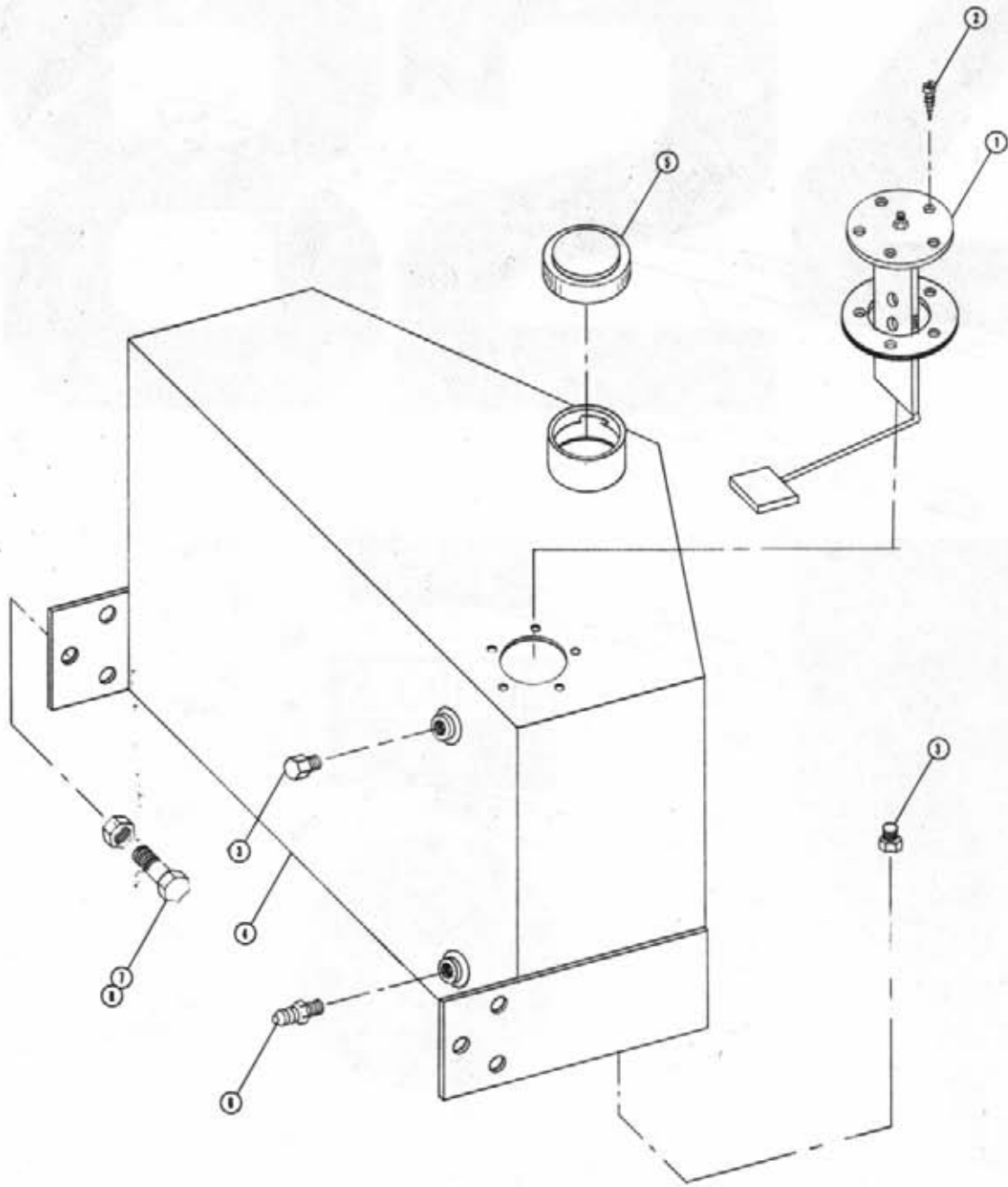
Det.	Qty.	P/N	Description
1	2	611122	1/4 NPT-90-9/16 (Male) Elbow
2	1	620146	Steering Cylinder Tube Weld
3	1	620148	Steering Cylinder Shaft Weld
4	1	620271	Bearing
5	1	620272	Piston
6	1	620268	Wiper
7	1	625599	Lock Ring
8	1	625616	Piston Seal
9	1	820025	1 3/16 x 1 5/16 O-Ring
10	1	820210	3/4 x 1 Neoprene O-Ring
11	1	820218	1 1/4 x 1 1/2 Neoprene O-Ring
12	1	890210	3/4 x 1 Back-Up Washer
13	1	890218	1 1/4 x 1 1/2 Back-Up Washer
14	1	914009	1/2 UHF Lock Nut
15	1	900337	5/8 UNC x 2 3/4 Hex Bolt
16	1	914010	5/8 UNC Lock Nut

Note: Cylinder Assembly With Fittings - 620145



TIE ROD ASSEMBLY

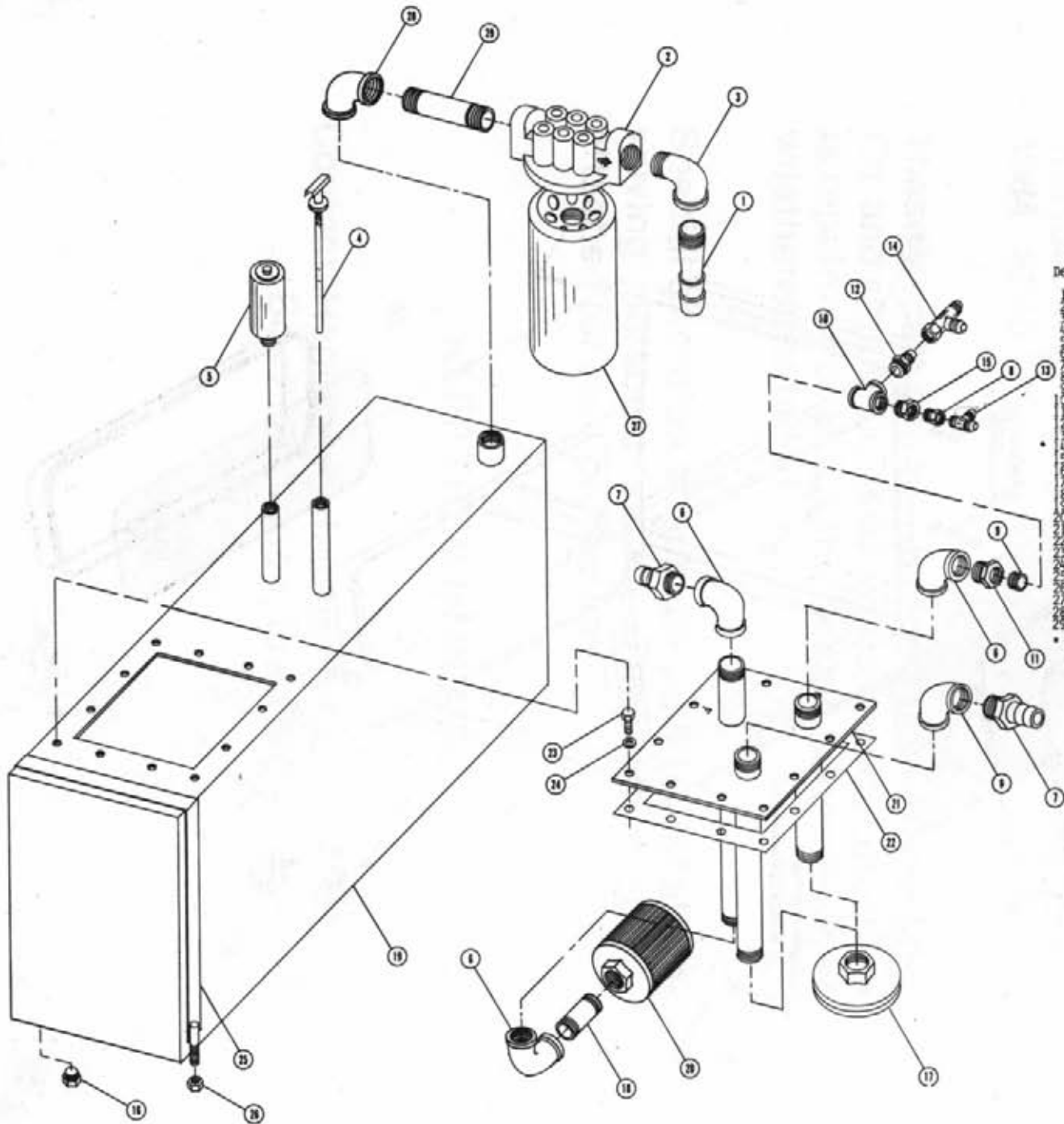
Det. Qty.	P/N	Description
1	749156	Female Socket Assembly
2	749203	Tie Rod Outer Tube Weldment
3	749206	Tie Rod Inner Tube
4	749207	Tie Rod Inner Shaft
5	749208	Tie Rod Clamp
6	471021	Grease Zerk
7	470032	1/8 X 1 1/2 Cotter Pin
8	900135	3/8 UNC X 2 3/4 Hex Bolt
9	914004	3/8 UNC Lock Nut
10	822040	5/8 UNF Slotted Hex Nut
11	749214	Tie Rod Stiffener Angle



FUEL TANK ASSEMBLY

Det.	Qty.	P/N	Description
1	1	291428	Fuel Sender
2	5	473902	No. 8 x 1/2 Pan Head Screw
3	2	501102	1/4 Pipe Plug
4	1	760091	Fuel Tank Weldment
5	1	761200	Gas Cap
6	1	783303	1/4 x 5/16 Hose Barb
7	6	900264	1/2 x 1 1/4 Bolt
8	6	914008	1/2 UNC Lock Nut

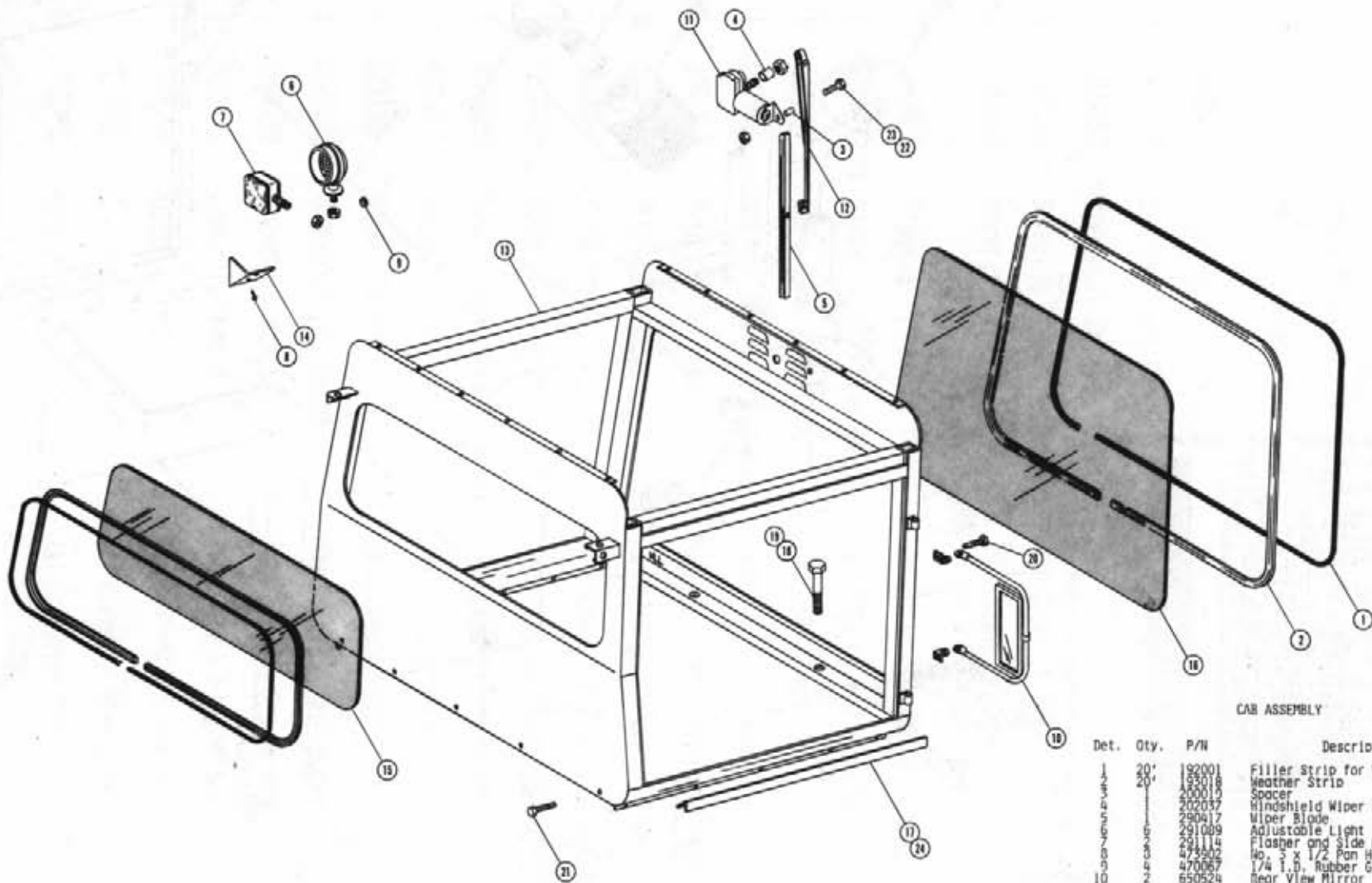
NOTE: Parts shown are for gas option. For Diesel option one of 501102 - 1/4 Pipe Plug will be replaced by one of 783303 - 1/4 x 5/16 Hose Barb for fuel return hose.



HYDRAULIC TANK ASSEMBLY

Det.	Qty.	P/N	Description
	1	715664	1/4 NPT x 1" Hose Barb
	1	605601	Green Filter
	1	606410	1/4 NPT-90° Street Elbow
	1	614453	Oil Dip Stick
	1	611051	3/4 NPT Pressure Cap
	1	605500	1" NPT-90° Elbow
	1	710560	1" NPT x 1" Hose Barb
	1	503000	1/2" to 1/4" Reducer Bushing
	1	504702	3/4 NPT Close Nipple
	1	504705	3/4 NPT Tee
	1	505213	1 to 3/4 Reducer Bushing
	1	610500	3/4 NPT x 3/4 M/JC
	1	610520	1/4 NPT x 9/16 M/JC Tee
	1	6109451	3/4 F/JC Swivel Run Tee
	1	604210	3/4 to 1/2 Reducer Bushing
	1	501102	1/4 NPT Pipe Plug
	1	605603	Line Diffuser
	1	605203	1 NPT x 4 Pipe Nipple
	1	760092	Hydraulic Oil Tank Weldment
	1	605600	Michigan Filter
	1	760090	Receiver Plate Weldment
	1	763039	Hydraulic Motor Mounting Plate Gasket
	1	900064	5/16 UNC x 3/4 Hex Bolt
	1	900051	5/16 SAE Flat Washer
	1	811350	Oil Tank Strap Weldment
	1	914004	3/8 UNC Lock Nut
	1	605602	Green Filter Element
	1	506503	1 1/4 x 90° Elbow
	1	506602	1 1/4 x 2 1/2 Pipe Nipple

* Two-wheel drive units without rotation omit P/N 618451



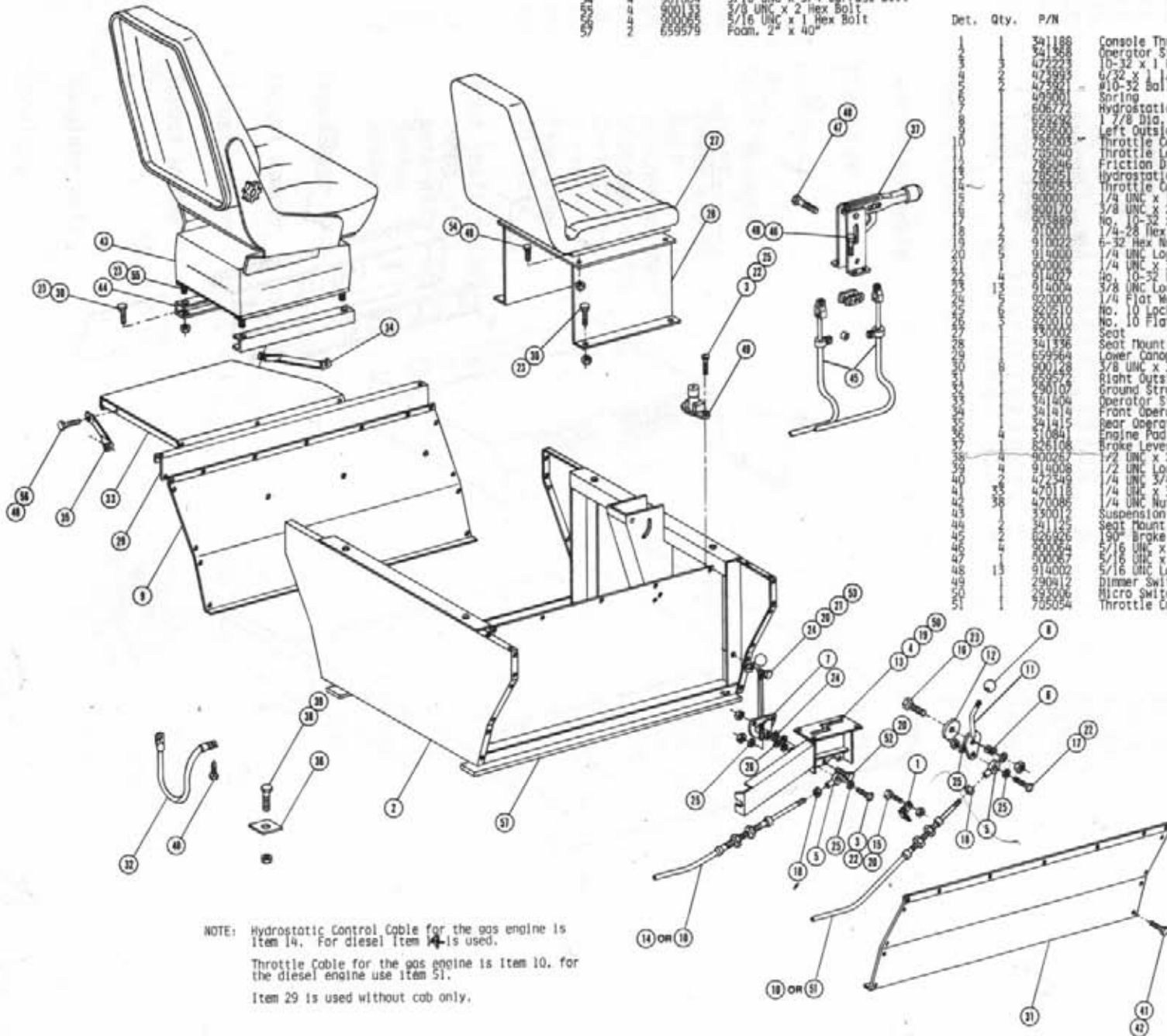
CAB ASSEMBLY

Det.	Qty.	P/N	Description
1	20'	192001	Filler Strip for Weather Strip
2	20'	155018	Weather Strip
3	1	400019	Spacer
4	1	202037	Windshield Wiper Spacer
5	1	290617	Wiper Blade
6	6	291009	Adjustable Light
7	1	291114	Flasher and Side Marker Light
8	3	473902	No. 3 x 1/2 Pan Head Metal Screw
9	4	470067	1/4 I.D. Rubber Grommet
10	2	650524	Rear View Mirror
11	1	658008	Windshield Wiper Motor
12	1	659013	Wiper Arm
13	1	659402	Cab Weigment
14	4	659421	Horklight Bracket Cover
15	1	659424	Rear Cab Glass
16	1	659425	Front Cab Glass
17	2	659467	Cab Foam Keeper Angle
18	4	900270	1/2 UNC x 3 Hex Bolt
19	4	914000	1/2 UNC Lock Nut
20	8	472349	1/4 x 3/4 Self-Tapping Screw
21	10	470118	1/4 UNC x 3/4 Flanged Bolt
22	1	914000	1/4 UNC Lock Nut
23	1	900025	1/4 UNC x 1 1/2 Hex Bolt
24	10	485052	1/8 x 3/8 Pop Rivet

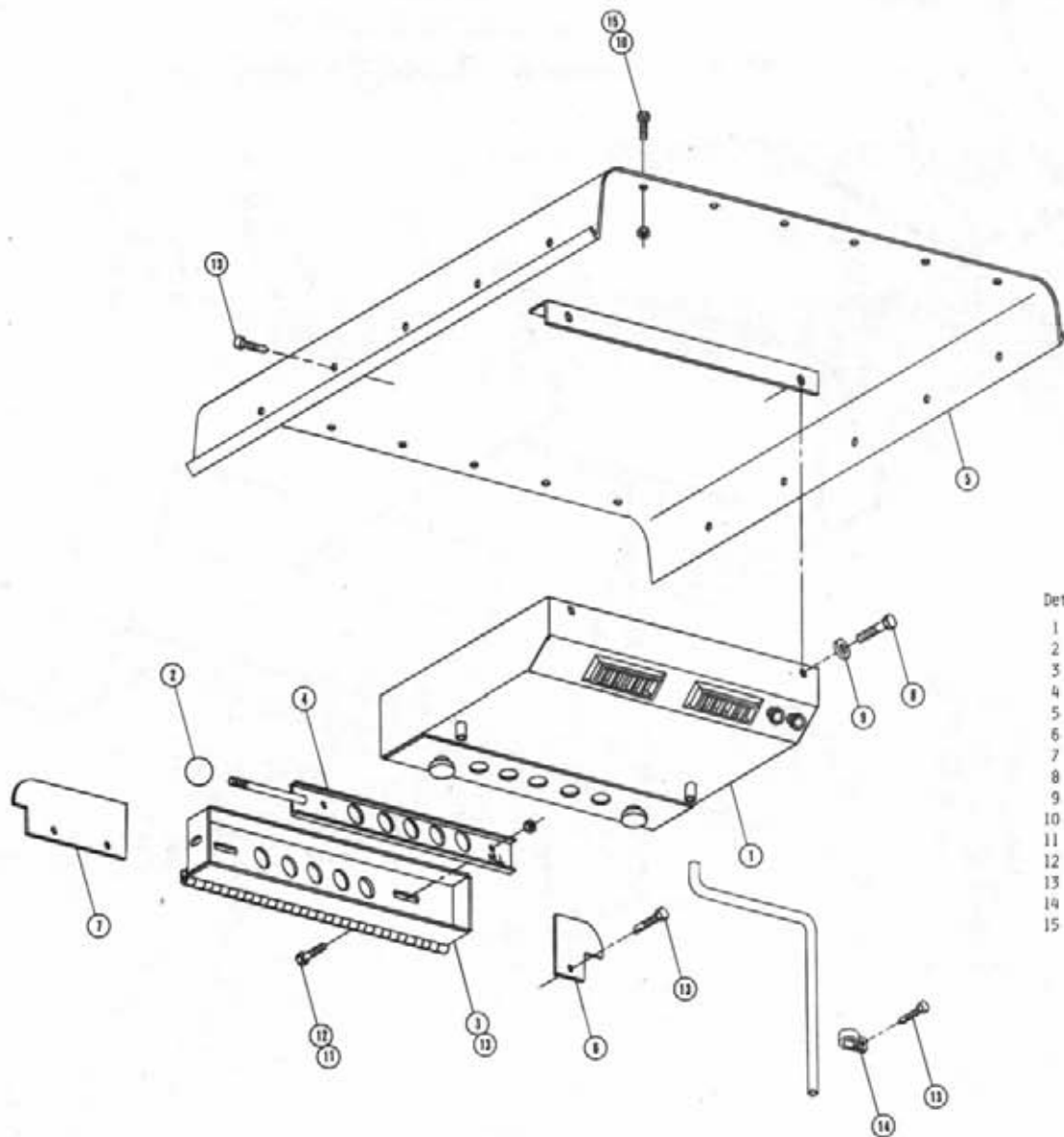
900003	2	1/4 UNC x 1 Hex Bolt
520121	4	Cushion Hose Clamp
901064	4	5/16 UNC x 3/4 Carriage Bolt
900133	4	3/8 UNC x 2 Hex Bolt
900065	4	5/16 UNC x 1 Hex Bolt
659579	2	Form. 2" x 40"

OPERATOR STATION ASSEMBLY

Det.	Qty.	P/N	Description
341189	1		Console Throttle Cable Mount Annie
341568	1		Operator Station Weldment
472223	1		10-32 x 1 Round Head Machine Screw
473995	1		6/32 x 1 1/8 Hex Head Machine Screw
475821	1		#10-32 Ball Joint
495001	1		Spring
606772	1		Hydrostatic Control Head
659593	1		1 7/8 Dia. Ball Knob
659594	1		Left Outside Station Panel
785005	1		Throttle Cable 112"
785040	1		Throttle Lever Weldment
785046	1		Friction Disc
785051	1		Hydrostatic Control Mt. Weldment
785053	1		Throttle Cable 95"
900000	1		1/4 UNC x 1/2 Hex Bolt
900170	1		3/8 UNC x 2 1/4 Hex Bolt
903889	1		No. 10-32 x 3/4 Round Head Machine Screw
910001	1		1/4-28 Hex Nut
910022	1		6-32 Hex Nut
914000	1		1/4 UNC Lock Nut
900052	1		1/4 UNC x 3/4 Hex Bolt
914027	1		No. 10-32 Lock Nut
914004	1		3/8 UNC Lock Nut
920000	1		1/4 Flat Washer
920510	1		No. 10 Lock Washer
920510	1		No. 10 Flat Washer
950002	1		Seat
341336	1		Seat Mount Weldment
659564	1		Lower Canopy Deflector
900128	1		3/8 UNC x 3/4 Hex Bolt
914028	1		3/8 UNC Lock Nut
659579	1		Right Outside Station Panel
290107	1		Ground Strap
341404	1		Operator Station Step Weldment
341414	1		Front Operator Station Step Brace
341415	1		Rear Operator Station Step Brace
510841	1		Engine Pod
826108	1		Brake Lever Assembly
900257	1		1/2 UNC x 2 Hex Bolt
914008	1		1/2 UNC Lock Nut
472549	1		1/4 UNC 3/4 Self-Tapping Screw
470118	1		1/4 UNC x 3/4 Flanged Hex Bolt
470082	1		1/4 UNC Nut Sert
350012	1		Suspension Seat
341122	1		Seat Mount Channel
626926	1		190" Brake Cable
900067	1		5/16 UNC x 3/4 Hex Bolt
900067	1		5/16 UNC x 1 1/2 Hex Bolt
914002	1		5/16 UNC Lock Nut
290812	1		Dimmer Switch
293006	1		Micro Switch
785054	1		Throttle Cable 120"

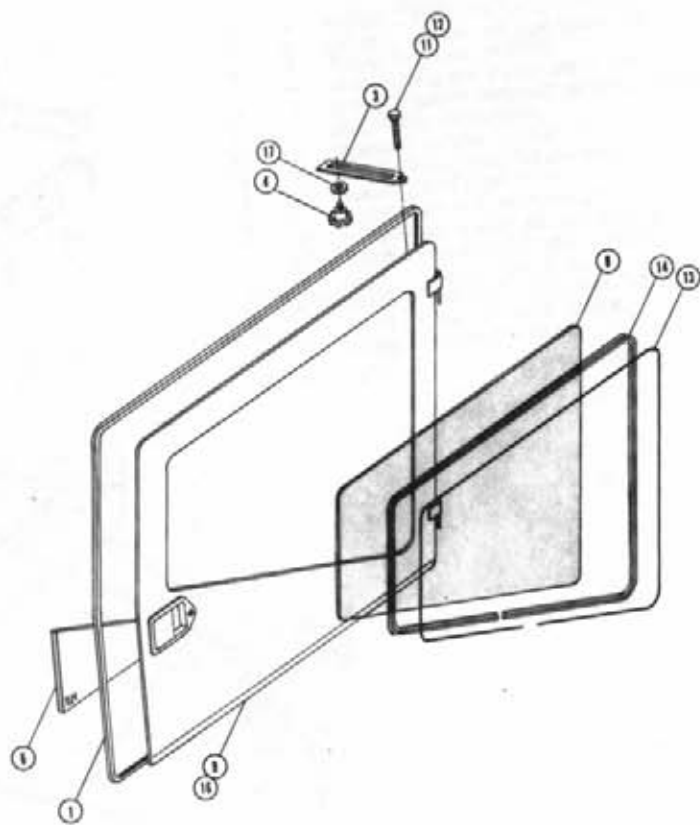
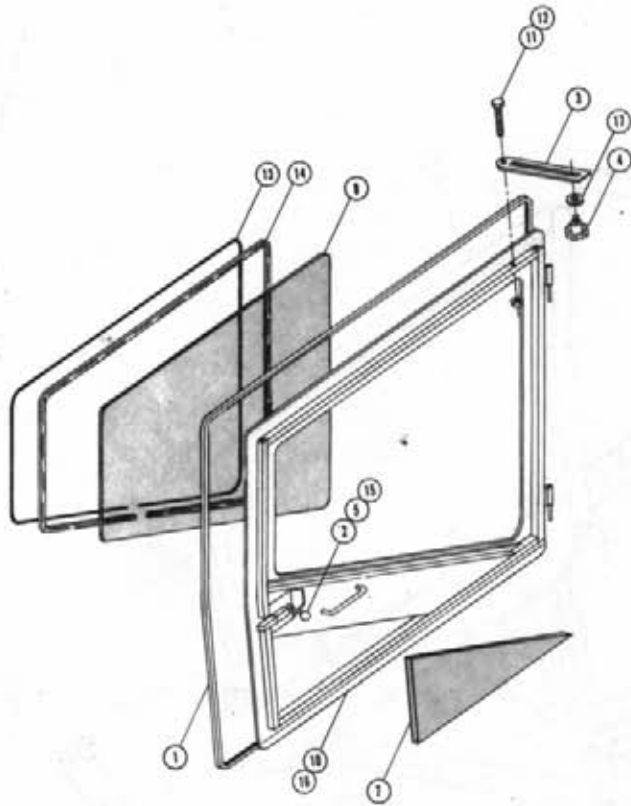


NOTE: Hydrostatic Control Cable for the gas engine is Item 14. For diesel Item 18 is used.
 Throttle Cable for the gas engine is Item 10, for the diesel engine use item 51.
 Item 29 is used without cab only.



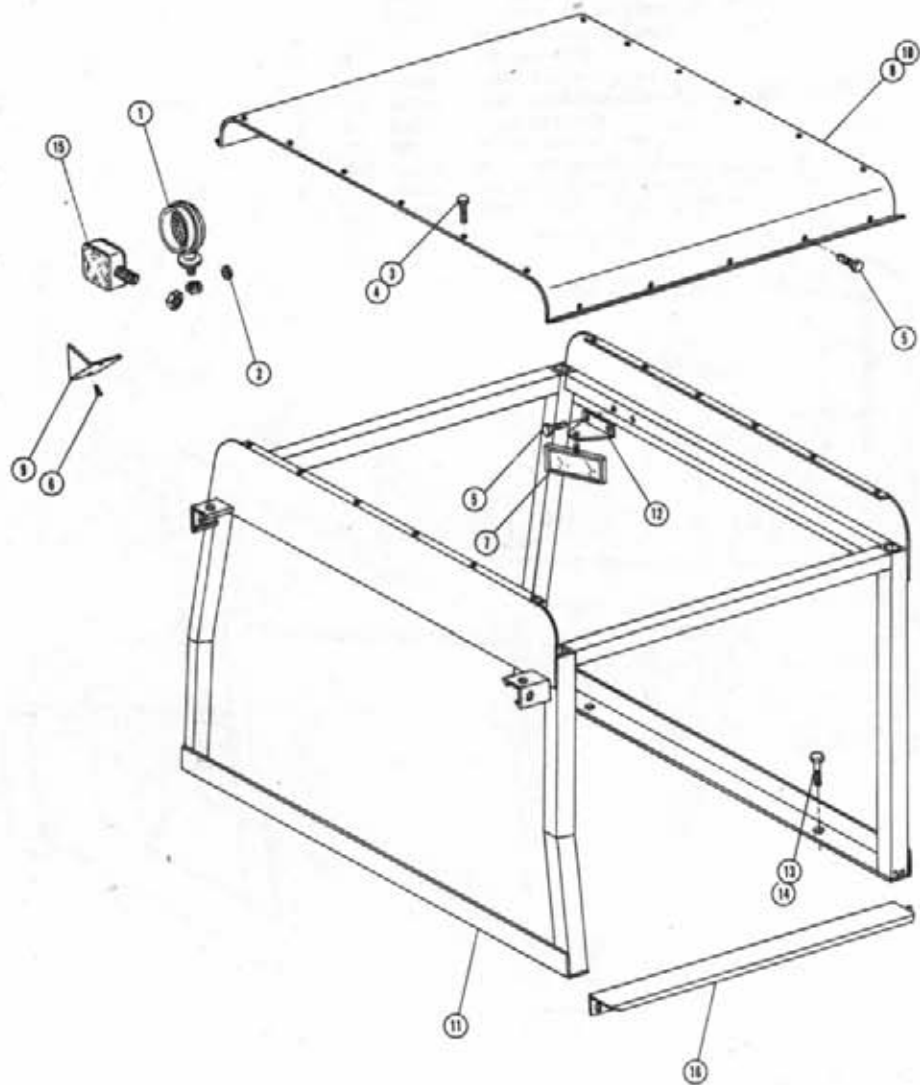
AIR CONDITIONER ASSEMBLY AND ROOF

Det.	Qty.	P/N	Description
1	1	657303	Air Conditioner Evaporator Kit
2	1	659291	3/8 x 1 Ball Knob
3	1	659439	Air Conditioner Housing Mount Weldment
4	1	659442	Outside Air Slide Weldment
5	1	659445	Cab Roof Weldment
6	1	659448	Right Cab Roof Gusset
7	1	759449	Left Cab Roof Gusset
8	2	900130	3/8 UNC x 1 1/4 Hex Bolt
9	2	920002	3/8 SAE Flat Washer
10	12	470118	1/4 UNC x 3/4 Flanged Hex Bolt
11	2	914000	1/4 UNC Lock Nut
12	2	900000	1/4 UNC x 1/2 Hex Bolt
13	19	472349	1/4 x 3/4 Self-Tapping Screw
14	4	520117	5/8 Cushion Hose Clamp
15	12	470121	1/4-20 Flanged Lock Nut



DOOR ASSEMBLY

Det.	Qty.	P/N	Description
1	24'	193028	Snap-On Seal
2	2	470077	3/8 UNC x 1 3/4 Stud
3	2	659159	Door Catch Slide
4	2	470024	3/8 UNC Plastic Knob
5	2	659292	1 7/8 Ball Knob
6	1	659384	Foam, Right Door Panel
7	1	659386	Foam, Left Door Panel
8	2	659426	Cab Door Glass
9	1	659427	Right Cab Door Weldment
10	1	659436	Left Cab Door Weldment
11	2	900004	1/4 UNC x 1 1/4 Hex Bolt
12	2	914000	1/4 UNC Lock Nut
13	18'	192001	Filler Strip
14	18'	193018	Self Seal Weather Strip
15	2	910004	3/8 UNC Hex Nut
16	4	435052	1/8 x 3/8 Pop Rivet
17	2	920002	3/8 Flat Washer



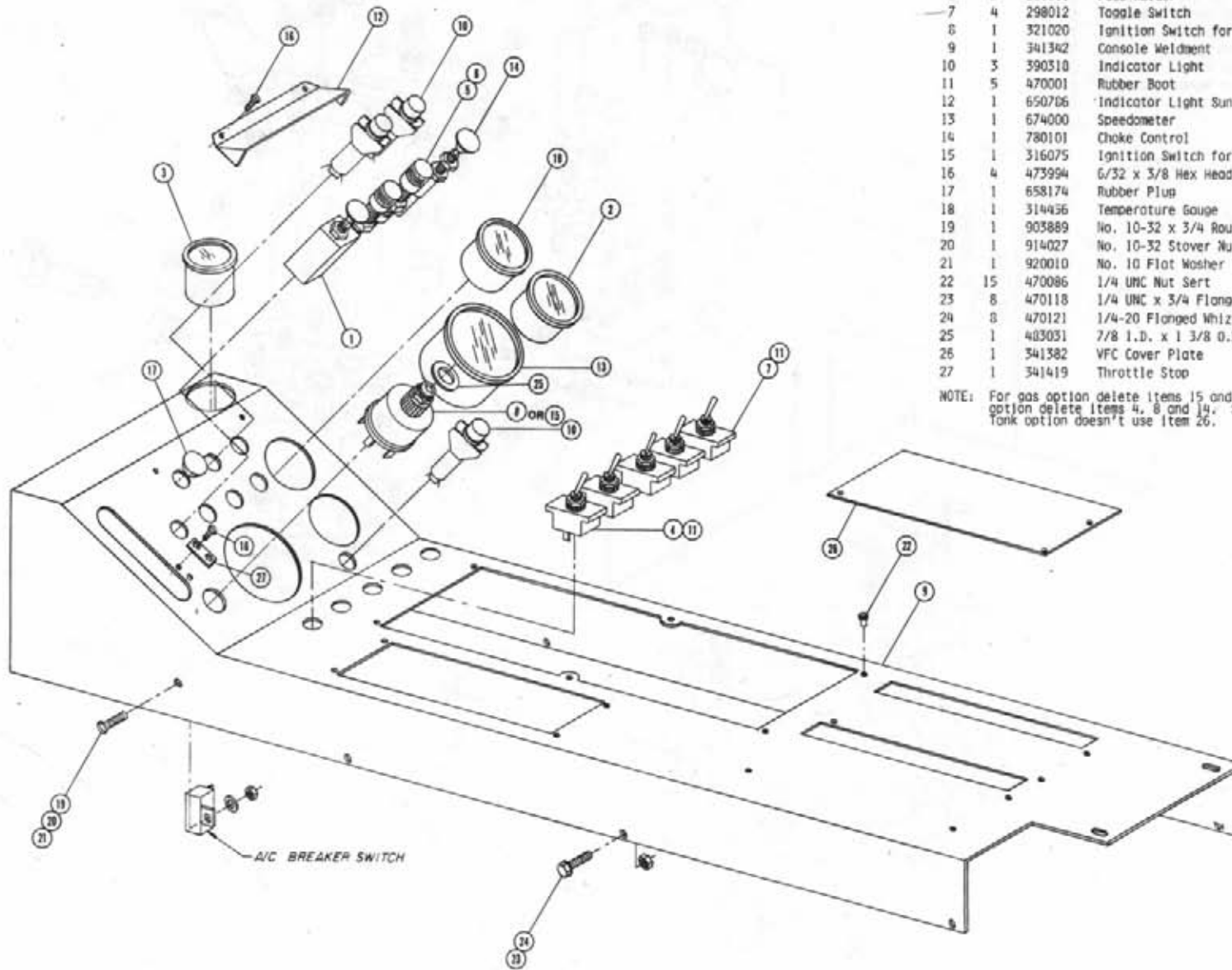
CANOPY ASSEMBLY

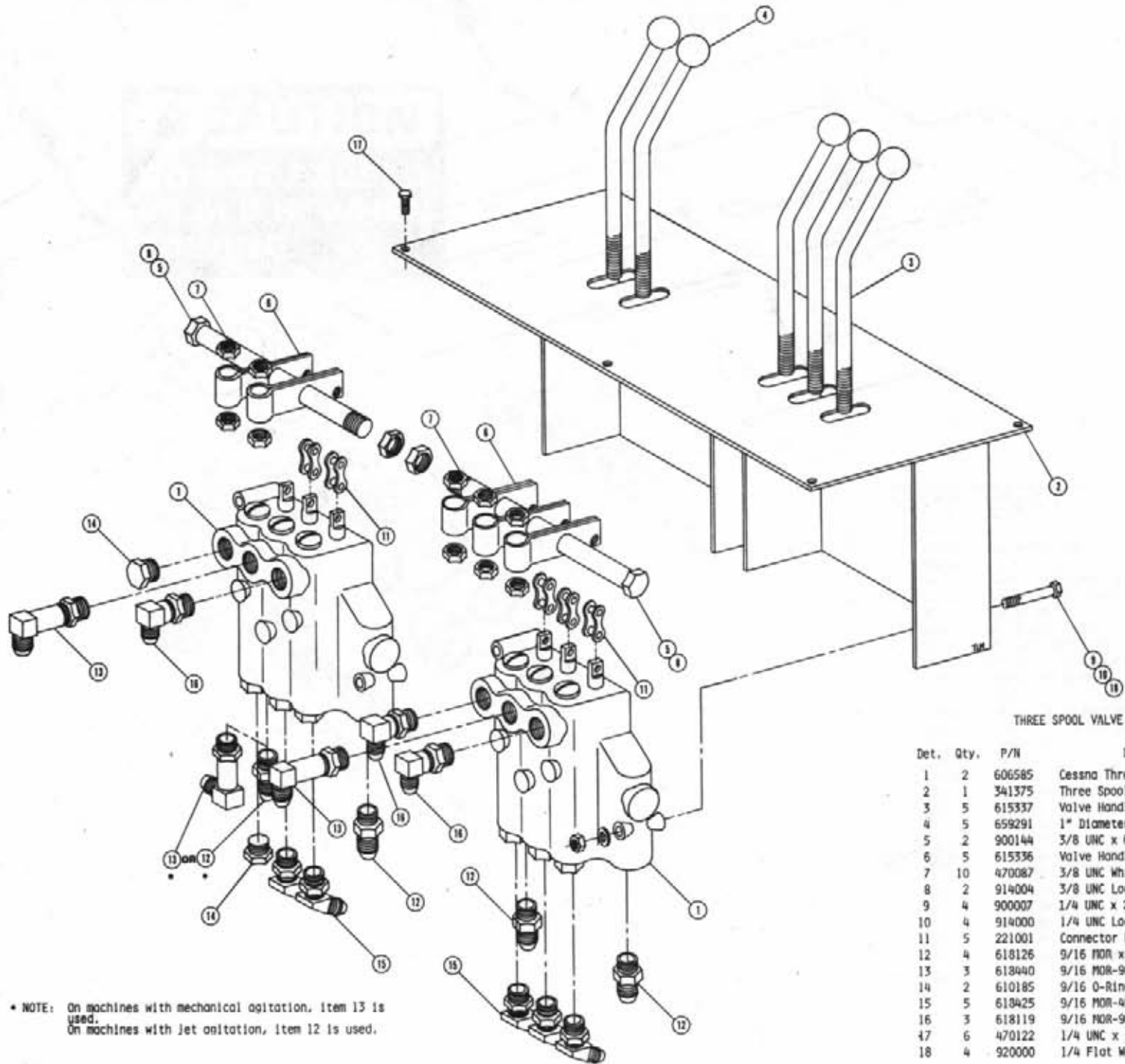
Det.	Qty.	P/N	Description
1	6	291089	Adjustable Light
2	4	470067	1/4 I.D. Rubber Grommet
3	12	470118	1/4 UNC x 3/4 Flanged Hex Bolt
4	12	470121	1/4-20 Flanged Nut
5	12	472349	1/4-3/4 Self-Tapping Screw
6	8	473902	No. 8 x 12 Pan Head Metal Screw
7	1	650524	Outside Rear View Mirror
8	1	659383	Roof Foam
9	4	659421	Work Light Bracket Cover
10	1	659446	Cab Roof
11	1	659508	Canopy Weldment
12	1	659565	Rear View Mirror Mounting Bracket
13	4	900265	1/2 x 1 1/2 Hex Bolt
14	4	914008	1/2 UNC Lock Nut
15	2	291114	Flasher and Side Marker Light
16	1	659603	Right Lower Canopy Deflector Shield

CONSOLE ASSEMBLY

Det.	Qty.	P/N	Description
1	1	290046	Two Position Light Switch
2	1	290401	Fuel Gauge
3	1	291203	Hour Meter
4	1	291204	RPM-MPH Switch
5	2	298004	20 Amp Fuse
6	2	298011	Fuse Holder
7	4	298012	Toggle Switch
8	1	321020	Ignition Switch for Gas Engine
9	1	341342	Console Weldment
10	3	390310	Indicator Light
11	5	470001	Rubber Boot
12	1	650706	Indicator Light Sun Shield
13	1	674000	Speedometer
14	1	780101	Choke Control
15	1	316075	Ignition Switch for Diesel Engine
16	4	473994	6/32 x 3/8 Hex Head Metal Screw
17	1	658174	Rubber Plug
18	1	314436	Temperature Gauge
19	1	903889	No. 10-32 x 3/4 Round Head Machine Screw
20	1	914027	No. 10-32 Stover Nut
21	1	920010	No. 10 Flat Washer
22	15	470086	1/4 UNC Nut Sert
23	8	470118	1/4 UNC x 3/4 Flanged Hex Bolt
24	8	470121	1/4-20 Flanged Whiz Nut
25	1	403031	7/8 I.D. x 1 3/8 O.D. Washer
26	1	341382	VFC Cover Plate
27	1	341419	Throttle Stop

NOTE: For gas option delete items 15 and 27. For diesel option delete items 4, 8 and 14. Stainless Steel Tank option doesn't use item 26.

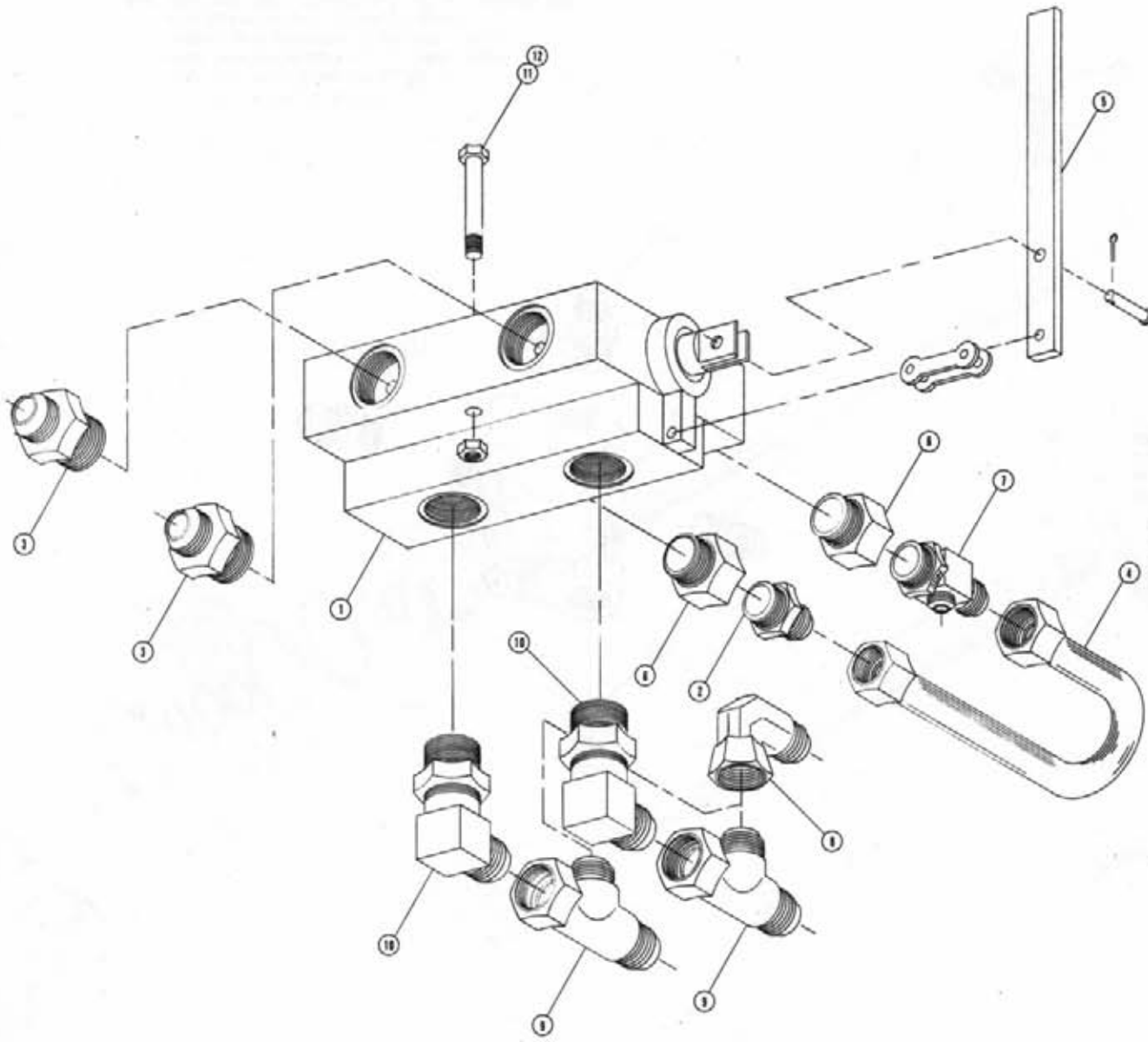




THREE SPOOL VALVE ASSEMBLY

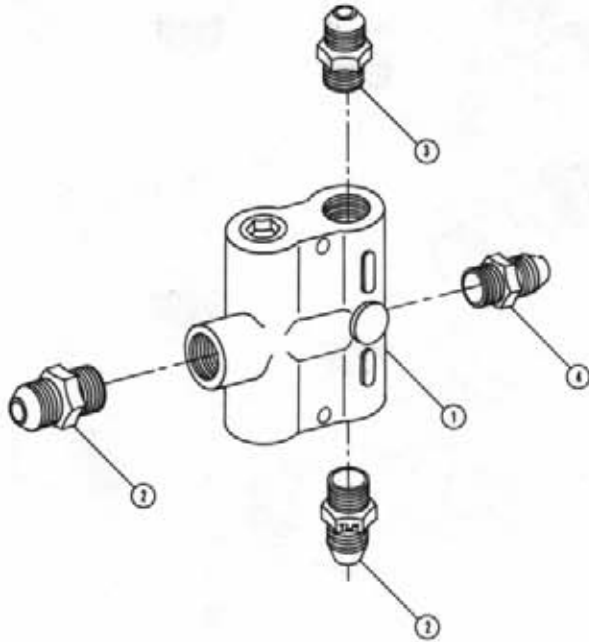
Det.	Qty.	P/N	Description
1	2	606585	Cessna Three Spool Valve
2	1	341375	Three Spool Valve Mount Weldment
3	5	615337	Valve Handle
4	5	659291	1" Diameter Ball
5	2	900144	3/8 UNC x 6 1/2 Hex Bolt
6	5	615336	Valve Handle Link
7	10	470087	3/8 UNC Whiz Nut
8	2	914004	3/8 UNC Lock Nut
9	4	900007	1/4 UNC x 2 Hex Bolt
10	4	914000	1/4 UNC Lock Nut
11	5	221001	Connector Link Clip
12	4	618126	9/16 MOR x 9/16 MJIC
13	3	618440	9/16 MOR-90°-9/16 Long JIC
14	2	610185	9/16 O-Ring Plug
15	5	618425	9/16 MOR-45°-9/16 MJIC
16	3	618119	9/16 MOR-90°-9/16 MJIC
17	6	470122	1/4 UNC x 1/2 Flange Head Bolt
18	4	920000	1/4 Flat Washer

* NOTE: On machines with mechanical agitation, item 13 is used.
On machines with jet agitation, item 12 is used.



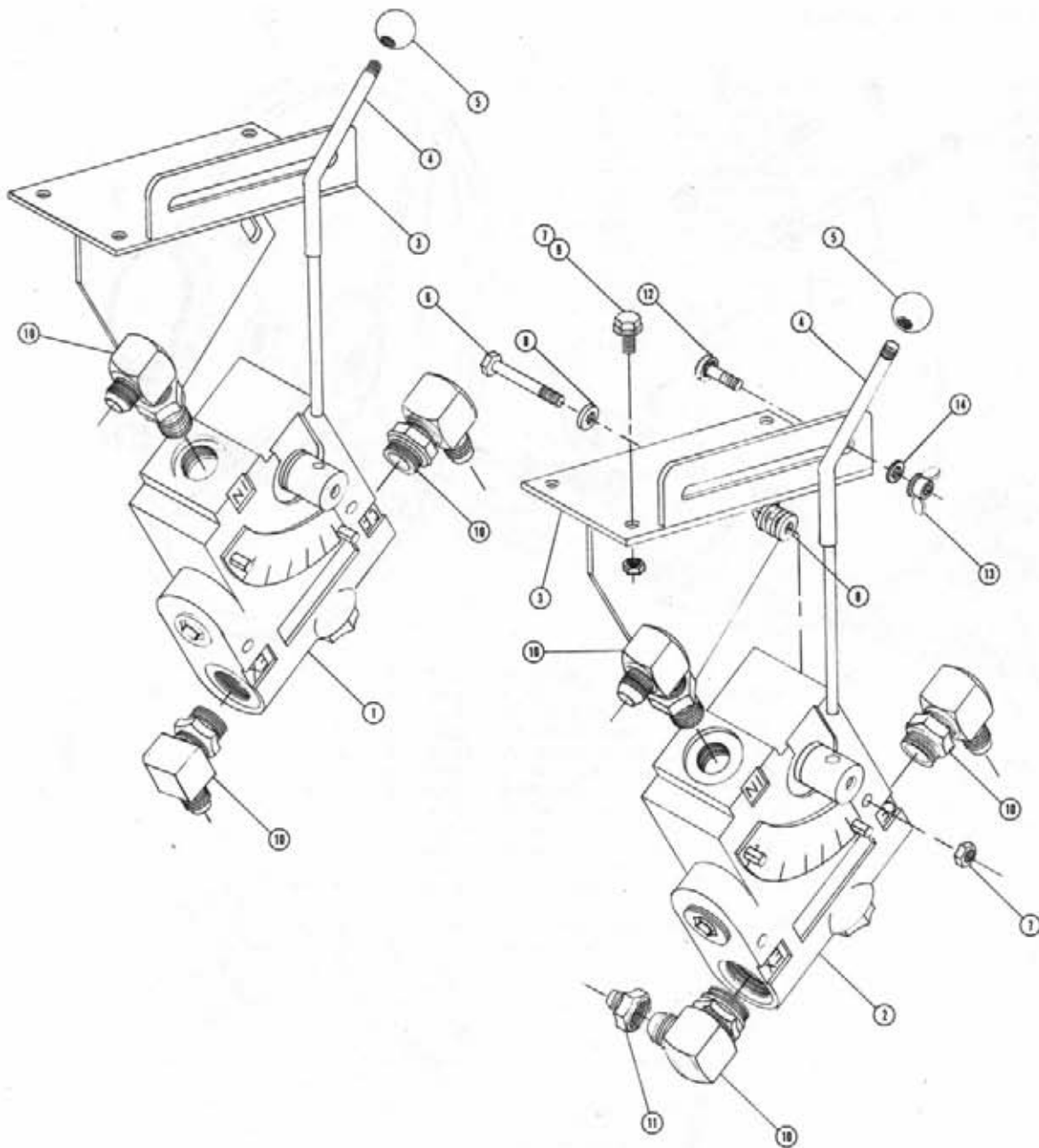
FOUR-WHEEL DRIVE SELECTOR VALVE ASSEMBLY

Det.	Qty.	P/N	Description
1	1	606003	Gresen Selector Valve
2	1	611126	7/8 MOR x 7/8 MJIC
3	2	611127	1 1/16 MOR x 1 1/16 MJIC
4	1	614193	Four-Wheel Drive U-Tube
5	1	615592	Four-Wheel Drive Selector Valve Handle
6	2	610132	1 1/16 MOR x 7/8 FOR Reducer
7	1	610287	7/8 MOR x 7/8 MJIC x 9/16 JIC Branch Tee
8	2	618301	7/8 MJIC x 90° x 7/8 FJIC Swivel
9	2	618333	7/8 JIC Swivel Run Tee
10	2	610535	1 1/16 MOR x 90° x 7/8 MJIC
11	2	900135	3/8 UNC x 2 3/4 Hex Bolt
12	2	914004	3/8 UNC Lock Nut



FLOW DIVIDER ASSEMBLY

Det.	Qty.	P/N	Description
1	1	606861	BGR51.5 Flow Divider
2	2	618327	7/8 MOR - 3/4 MJIC
3	1	618310	7/8 MOR - 9/16 MJIC
4	1	618011	3/8 NPT - 9/16 MJIC

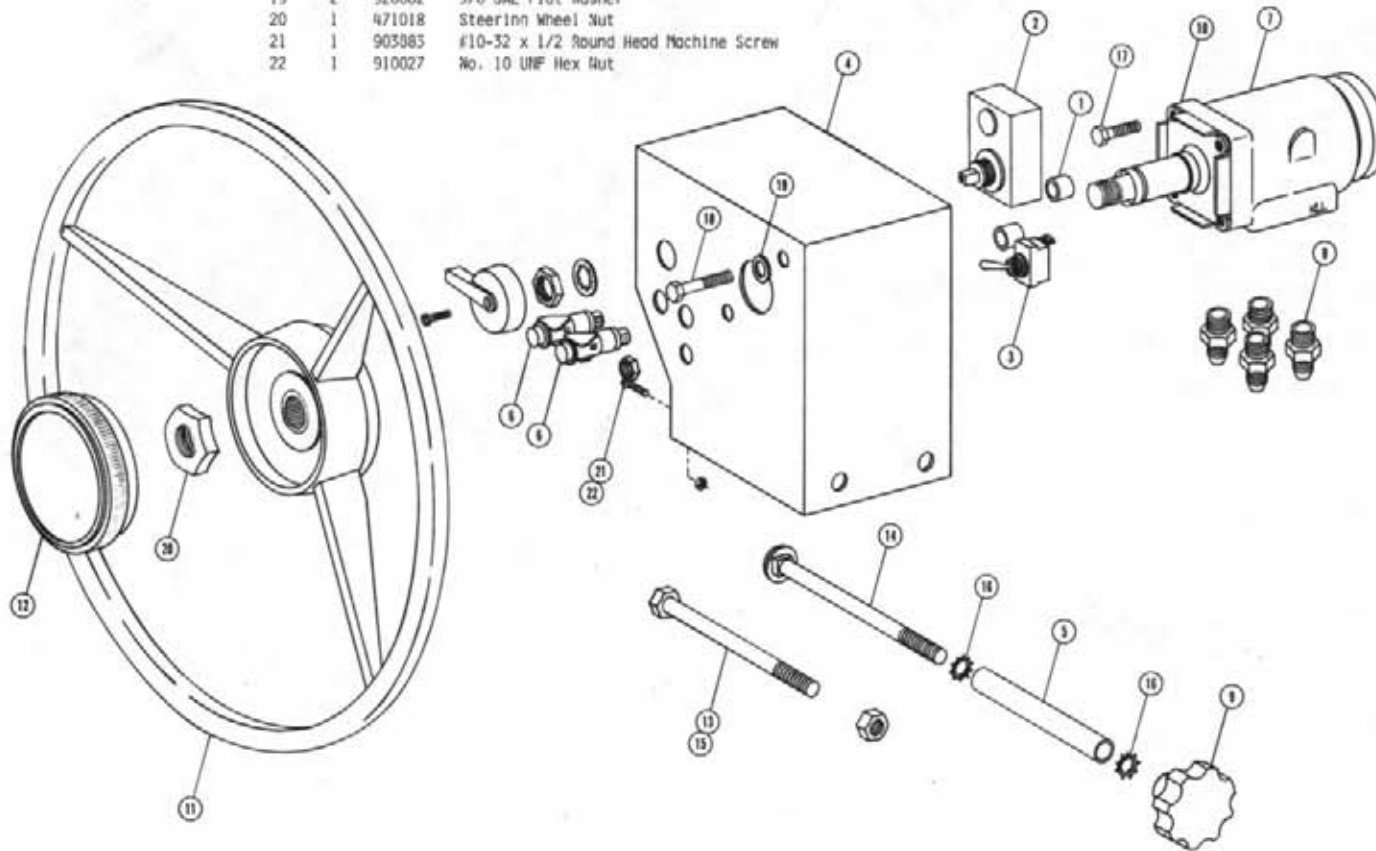


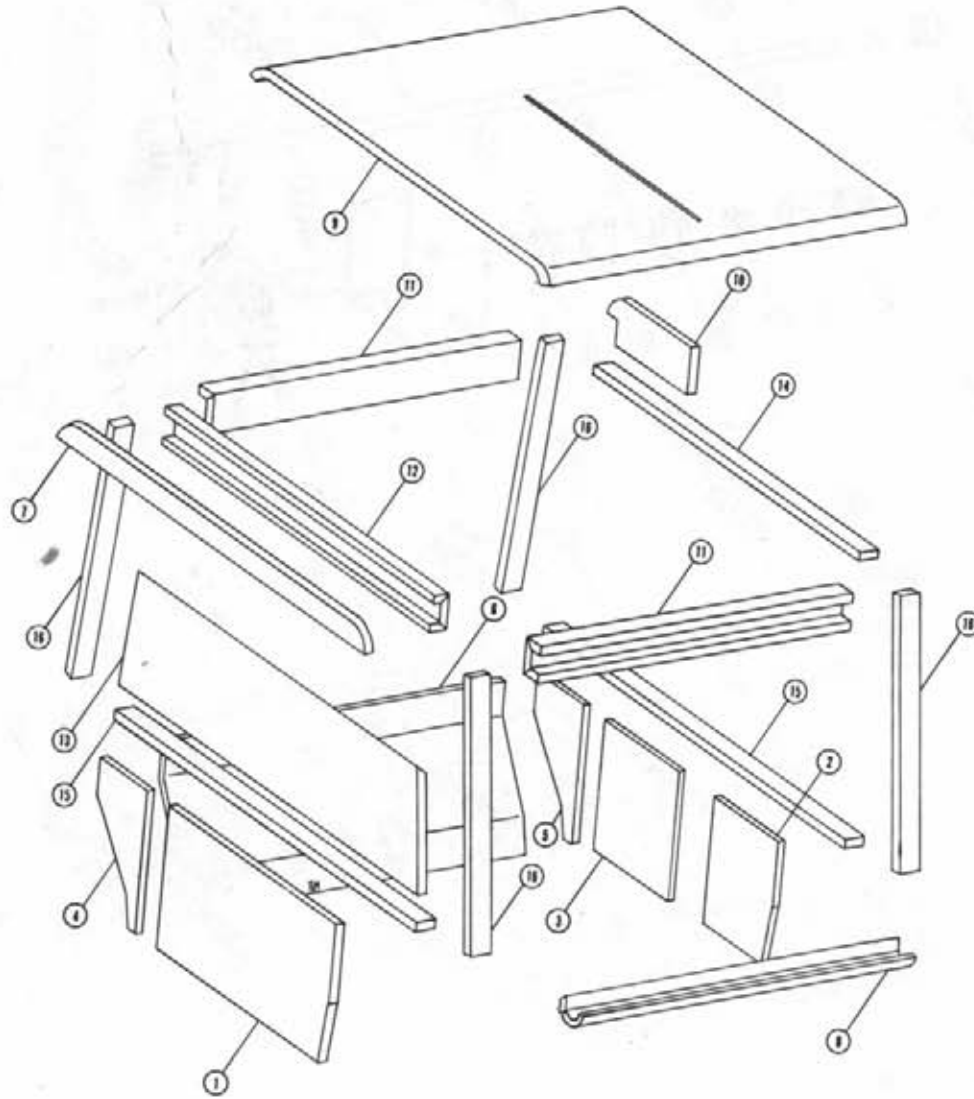
VARIABLE FLOW CONTROL ASSEMBLIES

Det.	Dty.	P/N	Description
1	1	606010	Solution Variable Flow Control
2	1	606827	Agitator Variable Flow Control
3	2	606837	Flow Control Mount Weldment
4	2	615491	Flow Control Lever Weldment
5	2	659291	1" Diameter Ball Knob
6	4	900010	1/4 UNC x 3 Hex Bolt
7	10	914000	1/4 UNC Lock Nut
8	16	920000	1/4 SAE Flat Washer
9	6	470118	1/4 UNC x 3/4 Flanged Head Bolt
10	6	618183	7/8 NDR-90°-3/4 MJIC
11	1	618402	3/4 FJIC x 9/16 MJIC
12	2	901064	5/16 UNC x 3/4 Carriage Bolt
13	2	473900	5/16 UNC Wing Nut
14	2	920002	3/8 Flat Washer

STEERING WHEEL ASSEMBLY

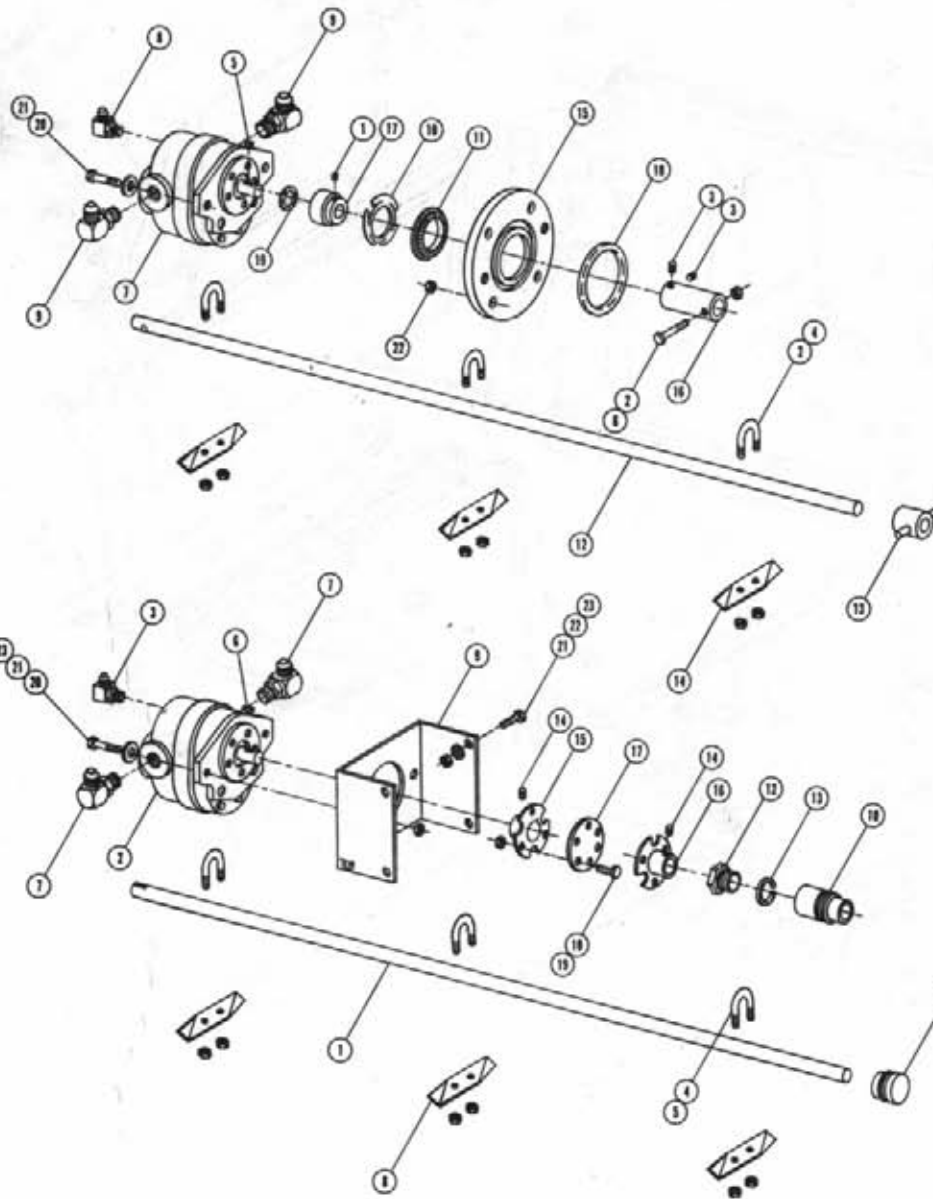
Det.	Qty.	P/N	Description
1	2	200464	Spacer
2	1	291038	Flasher/Turn Signal Switch
3*	1	298012	Toggle Switch
4	1	341180	Steering Column Cover Mount
5	1	001266	Spacer Tube
6	2	390318	Indicator Light
7	1	610318	Steering Motor
8	4	613109	3/4 INR x 9/16 MJIC
9	1	742502	Steering Adjustment Knob
10	1	749178	Steering Column
11	1	749192	Steering Wheel
12	1	749193	Steering Wheel Cap
13	1	900277	1/2 UNC x 5 1/2 Hex Bolt
14	1	901276	1/2 UNC x 5 Carriage Bolt
15	1	914008	1/2 UNC Lock Nut
16	2	470123	Star Washer
17	2	900128	3/8 UNC x 3/4 Hex Bolt
18	2	900130	3/8 UNC x 1 1/4 Hex Bolt
19	2	920002	3/8 SAE Flat Washer
20	1	471018	Steering Wheel Nut
21	1	903985	#10-32 x 1/2 Round Head Machine Screw
22	1	910027	No. 10 UNF Hex Nut





CAB FOAM

Det.	Qty.	P/N	Description
1	1	659597	Foam, Center Rear Operator Station
2	1	659594	Foam, Right Front Operator Station
3	1	659595	Foam, Center Front Operator Station
4	1	659596	Foam, Left Rear Operator Station
5	1	659595	Foam, Left Front Operator Station
6	1	659598	Foam, Left Side Panel
7	1	659581	Foam, Rear Top Crossmember
8	1	659599	Foam, Console Side
9	1	659383	Foam, Cab Roof
10	1	659385	Foam, Left Top Cab Corner
11	2	659392	Foam, Upper Side Frame
12	1	659393	Foam, Upper Rear Frame
13	1	659394	Foam, Lower Rear Window Panel
14	1	659396	Foam, Cab Tube 37.25 Long
15	2	659397	Foam, Cab Tube 42.75 Long
16	4	659398	Foam, Cab Tube 32.25 Long



AGITATOR ASSEMBLY FOR 200 GALLON TANK

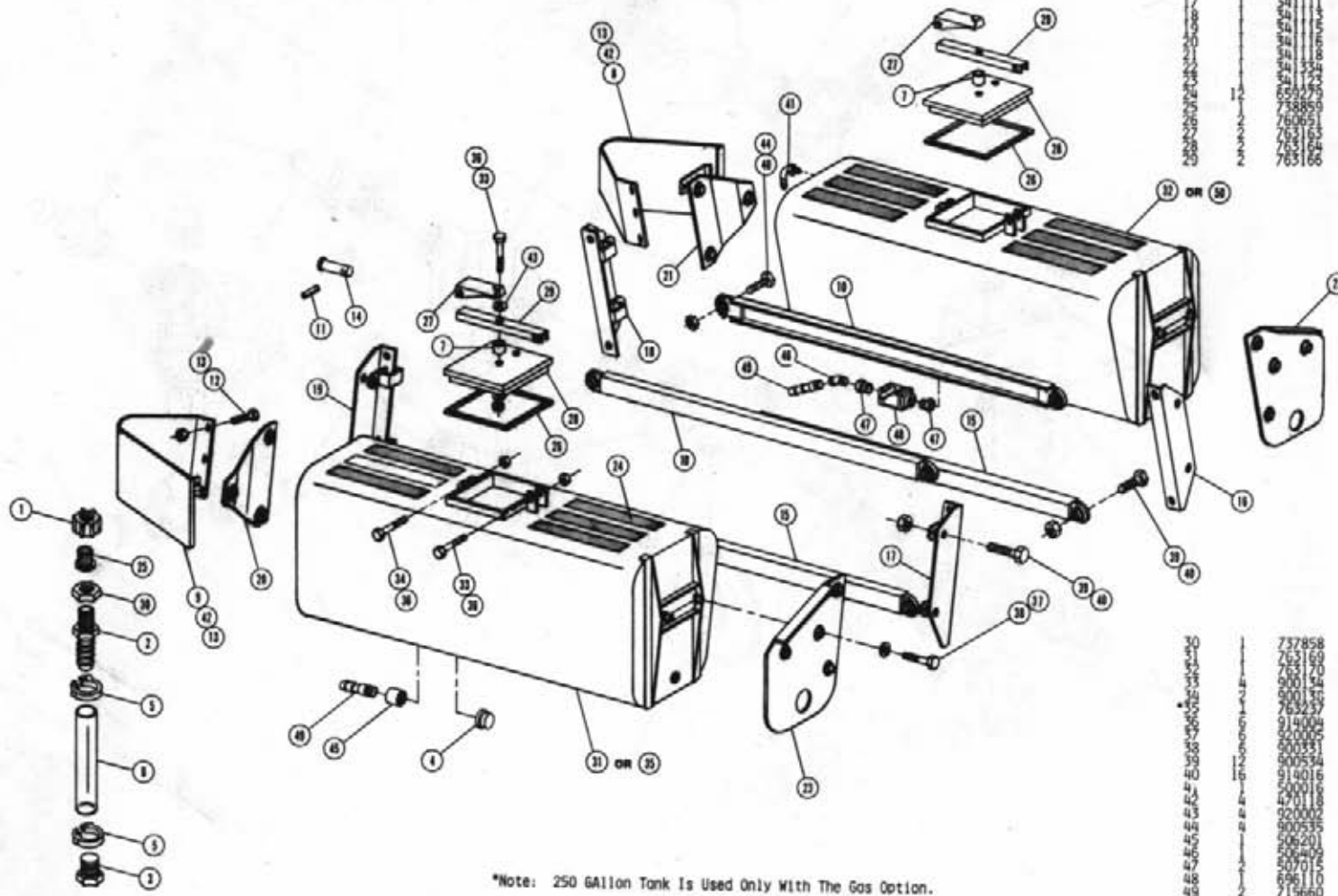
Det.	Qty.	P/N	Description
1	1	470083	#8-32 x 3/16 SS Allen Head Set Screw
2	7	470089	1/4 UNC SS Lock Nut
3	2	470090	5/16 UNC x 1/2 SS Set Screw
4	3	470092	1/4 x 3/4 x 1 1/4 SS "U" Bolt
5	1	472003	#9 Woodruff Key
6	1	473810	1/4 UNC x 2 1/2 SS Hex Head Cap Screw
7	1	610044	Hydraulic Motor
8	1	618119	9/16 MOR x 90° x 9/16 NJIC
9	2	618241	3/4 MOR x 90° x 3/4 MJIC
10	1	629526	Finger Spring Washer
11	1	629617	Rotary Flange Seal
12	1	760554	Tank Gland Bearing Assembly
13	1	763026	Agitator Shaft
14	3	763027	Agitator Impeller
15	1	763072	Motor Mounting Plate
16	1	763073	Coupler
17	1	763085	Bearing
18	1	870502	2 7/8 x 3 1/4 O-Ring
19	1	870503	O-Ring
20	2	900130	3/8 UNC x 1 1/4 Hex Bolt
21	2	920002	3/8 SAE Flat Washer
22	4	914004	3/8 UNC Lock Nut

AGITATOR ASSEMBLY FOR 250 GALLON TANK

Det.	Qty.	P/N	Description
1	1	763216	Agitator Shaft
2	1	610044	Hydraulic Motor
3	1	618119	9/16 MOR x 90° x 9/16 NJIC
4	6	470089	1/4 UNC SS Lock Nut
5	3	470092	1/4 UNC x 3/4 x 1 1/4 SS U-Bolt
6	1	472003	No. 9 Woodruff Key
7	2	618241	3/4 MOR x 90° x 3/4 MJIC
8	3	763027	Agitator Impeller
9	1	763213	Agitator Motor Mount
10	1	706400	Shaft Bearing Housing
11	1	706300	Shaft Bearing Housing Assembly
12	1	706475	Gland Nut
13	1	763217	Gland Packing
14	2	470053	1/4-20 x 1/4 Allen Head Set Screw
15	1	690328	Agitator Motor Coupler Half
16	1	690329	Agitator Shaft Coupler Half
17	1	690333	Agitator Coupler Flex Disk
18	6	470118	1/4 UNC x 3/4 Flanged Hex Bolt
19	6	470121	1/4 UNC Flanged Whit Nut
20	2	900130	3/8 UNC x 1 1/4 Hex Bolt
21	6	920002	3/8 Flat Washer
22	4	900129	3/8 UNC x 1 Hex Bolt
23	6	914004	3/8 UNC Lock Nut

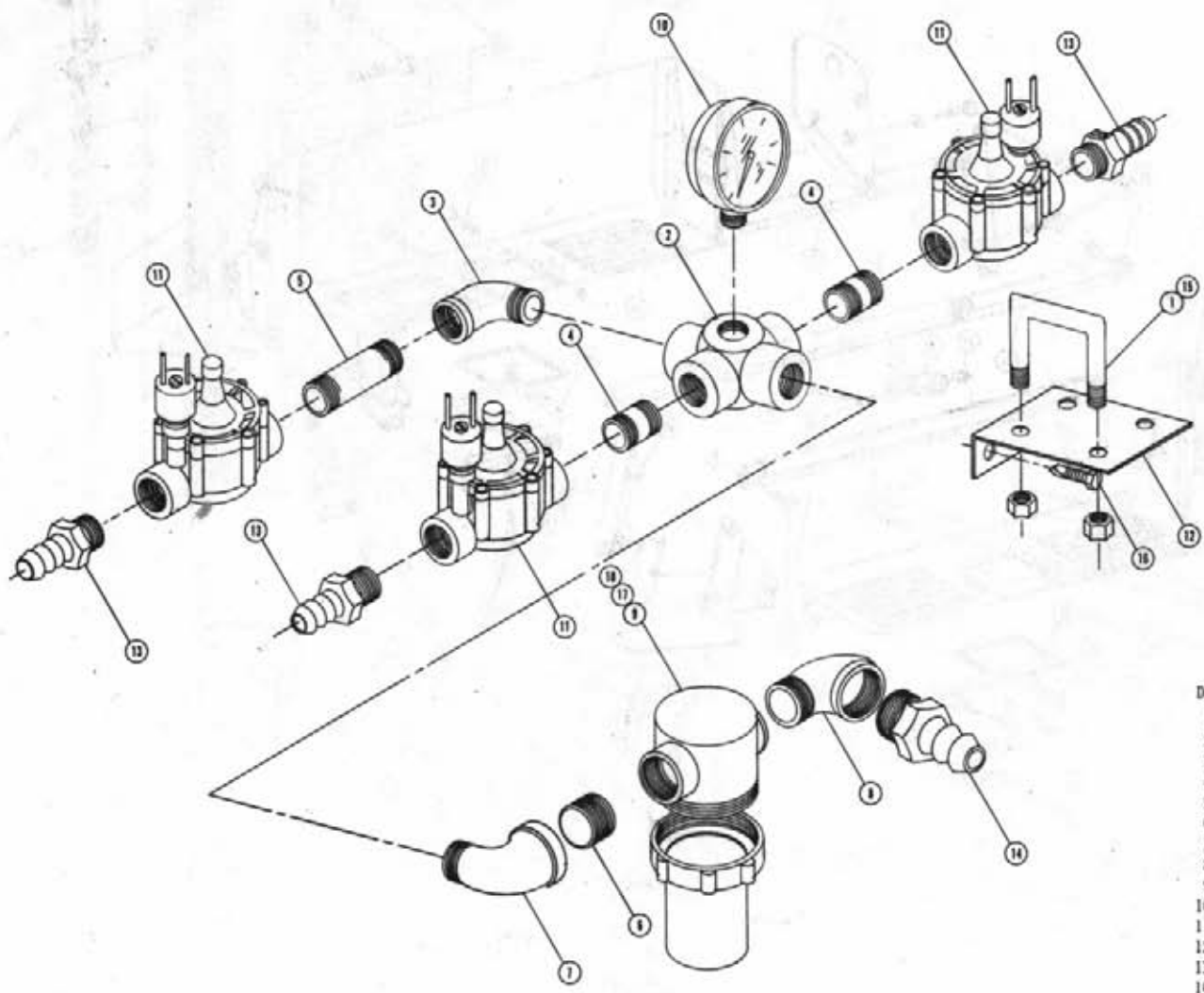
STAINLESS STEEL SOLUTION TANK ASSEMBLY

Det.	Qty.	P/N	Description
1	1	500005	11/16 Nylon Swivel Nut
1	1	500006	11/16 NPS x 3/8 Hose Barb
1	1	500007	1/8 NPT Nylon Hex Plug
1	1	500008	1/4 Black Pipe Cap
1	1	500009	#6 Vinyl Snap Clamp
1	1	601216	Vent Hose
1	1	601241	3/4 x 1 1/2 Hose
1	1	659604	Right Front Tank Shield
1	1	659605	Left Front Tank Shield
1	1	341511	Upper Side Roll Channel Weld
1	1	473917	3/8 x 2 3/8 Roll Pin
10	1	470122	1/4 UNC x 1/2 Flanged Bolt
10	1	470121	1/4 UNC Flanged Lock Nut
10	1	341521	Carrige Pivot Pin Weldment
10	1	341526	Side Roll Tube Weldment
10	1	34108	Right Rear Tank Mt. Angle Weldment
10	1	34111	Left Rear Tank Mt. Angle Weldment
10	1	34113	Right Front Tank Mt. Angle Weldment
10	1	34114	Left Front Tank Mt. Angle Weldment
10	1	34116	Right Front Tank Mounting Plate
10	1	34118	Right Rear Tank Mounting Plate
10	1	34124	Left Rear Tank Mounting Plate
10	1	34125	Safety Walk
10	1	659609	Nylon Screen Assembly
10	1	758859	Tank Lid Basket
10	1	753163	Spray Tank Latch Handle
10	1	753164	Spray Tank Lid
10	1	753166	Tank Lid Channel



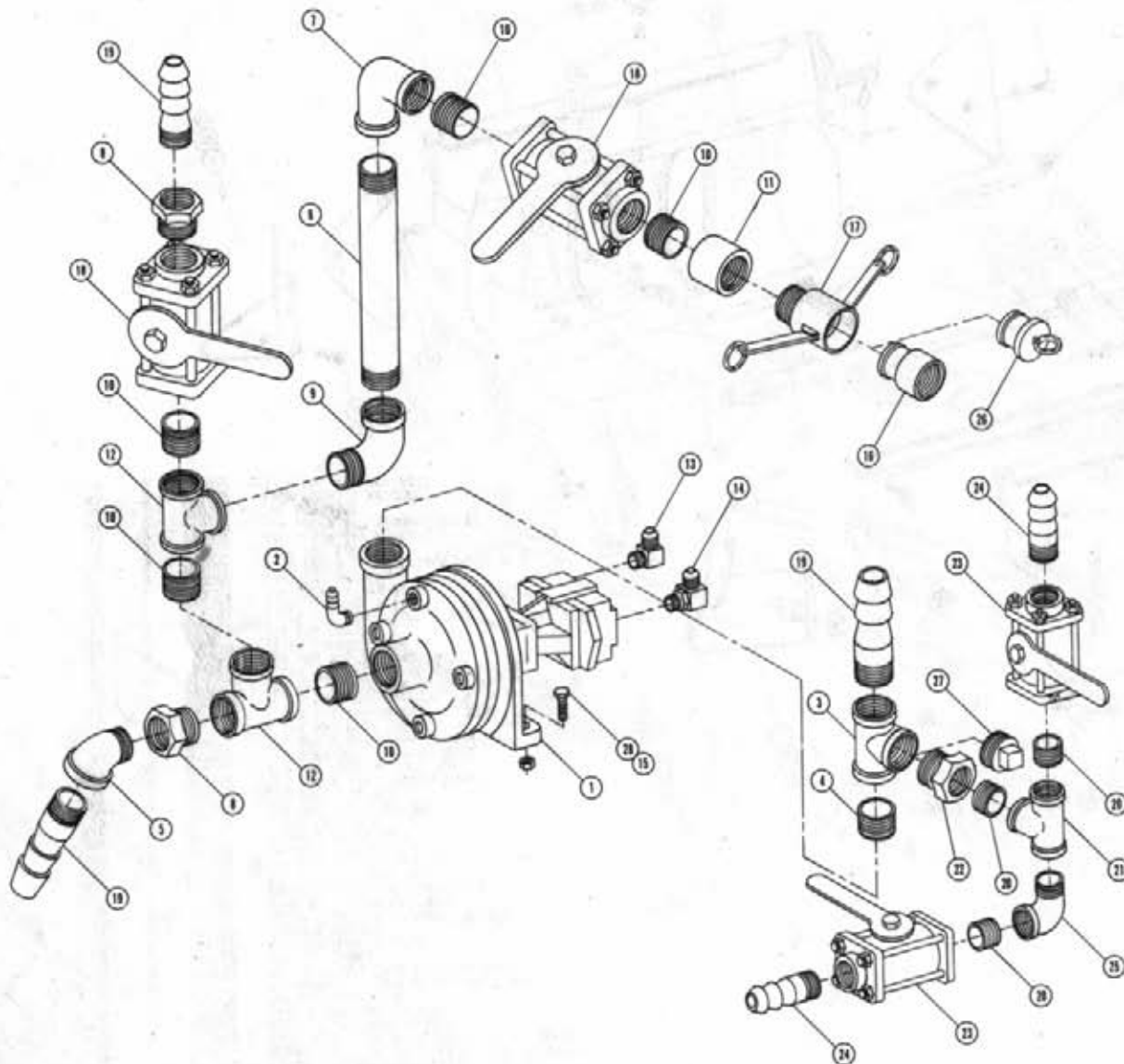
*Note: 250 Gallon Tank Is Used Only With The Gas Option.

50	1	757858	11/16 Nut
50	1	763169	Left Spray Tank Weldment 200 Gal.
50	1	763170	Right Spray Tank Weldment 200 Gal.
50	1	900134	3/8 UNC x 3/2 Hex Bolt
50	1	900135	3/8 UNC x 3/2 Hex Bolt
50	1	763237	Left Spray Tank Weldment 250 Gal.
50	1	914004	3/8 UNC Lock Nut
50	1	920005	3/8 Flat Washer
50	1	600351	5/8 UNC x 1 Hex Bolt
50	1	600354	5/8 UNC x 3 Hex Bolt
50	1	914016	5/8 UNC Lock Nut
50	1	500016	1/8 NPT-90°-1/4 Hose Barb
50	1	470118	1/4 UNC x 3/4 Flange Bolt
50	1	920002	3/8 Flat Washer
50	1	900535	1/4 UNC x 4 Hex Bolt
50	1	206201	1/4 Black Coupling
50	1	500012	1/2 NPT-45° Street Elbow
50	1	507015	1/2 to 1 1/4 Reducer Bushing
50	1	696110	Ball Valve
50	1	715660	1 1/4 NPT x 1 1/4 Hose Barb
50	1	763236	Right Spray Tank Weldment 250 Gal.



SOLUTION SOLENOID ASSEMBLY

Det.	Qty.	P/N	Description
1	2	473949	5/16 UNC x 1 9/16 U-Bolt
2	1	505107	1" NPT Outlet Cross
3	1	505200	1" Street Elbow
4	2	505201	1" Close Nipple
5	1	505210	1 x 3 Pipe Nipple
6	1	506200	1 1/4 Close Nipple
7	1	506400	1 1/4" to 1" NPT Reduce Street Elbow
8	1	506410	1 1/4 NPT Street Elbow
9	1	690060	Line Strainer
10	1	690239	Press Gauge
11	3	690247	Solution Solenoid Valve
12	1	690308	Solution Solenoid Mount
13	3	714331	1 NPT x 3/4 Hose Barb
14	1	715660	1 1/4 NPT x 1 1/4 Hose Barb
15	4	914002	5/16 UNC Stover Nut
16	2	472349	1/4 x 3/4 Self-Tapping Screw
17	1	690068	40 Mesh Line Strainer Screen
18	1	690067	Gasket



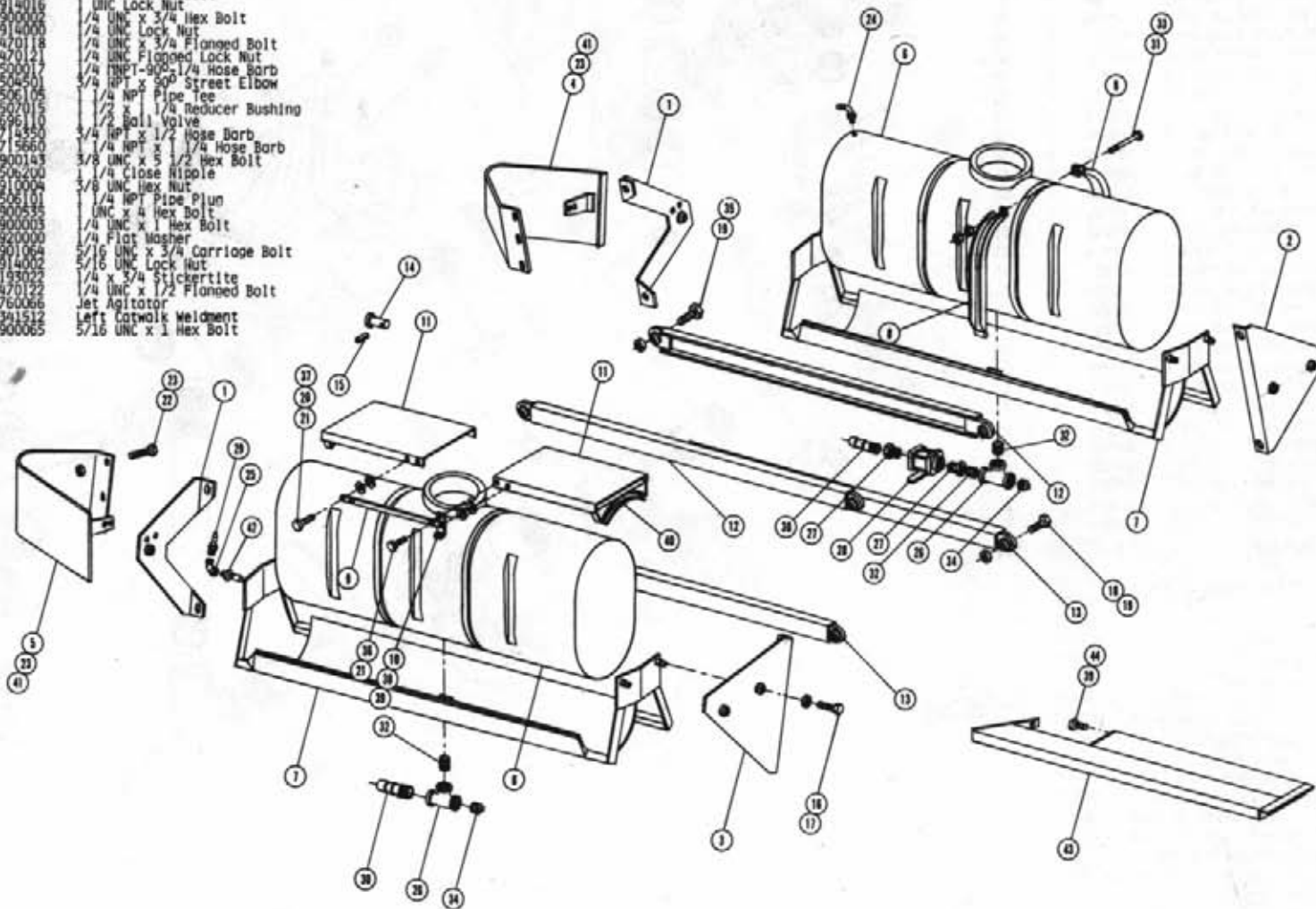
SOLUTION PUMP ASSEMBLY

Det.	Qty.	P/N	Description
1	1	690249	Hydro Pump
2	1	500016	1/4 NPT-90°-1/4 Hose Barb
3	1	506105	1 1/4 NPT Pipe Tee
4	1	506200	1 1/4 NPT Close Nipple
5	1	506409	1 1/4 NPT-45° Street Elbow
6	1	506610	1 1/2 NPT x 10" Pipe Nipple
7	1	507014	1 1/2 NPT-90°-Elbow
8	2	507015	1 1/2 NPT to 1 1/4 Reducer
9	1	507010	1 1/2 NPT-90°-Street Elbow
10	5	507019	1 1/2 NPT Close Nipple
11	1	507025	1 1/2 NPT Pipe Coupler
12	2	507250	1 1/2 NPT Pipe Tee
13	1	611145	1/2 NPT-90°-3/4 FLIC
14	1	618241	3/4 NPT-90°-3/4 FLIC
15	2	914004	3/8 UNC Stover Nut
16	1	690302	1 1/2 FNPT Adapter
17	1	690303	1 1/2 Male NPT Coupler
18	2	696110	1 1/2 Ball Valve
19	3	715660	1 1/4 NPT x 1 1/4 Hose Barb
20	3	503600	1/2 NPT Close Nipple
21	1	503620	1/2 NPT Pipe Tee
22	1	507027	1 1/4 NPT to 1/2 NPT Reducer
23	2	696082	1/2 NPT Ball Valve
24	2	714340	1/2 NPT x 1/2 Hose Barb
25	1	503400	1/2 NPT Street Elbow
26	1	690304	1 1/2 NPT Adapter Plug
27	1	506101	1 1/4 NPT Pipe Plug
28	2	900130	3/8 UNC x 1 1/4 Hex Bolt

NOTE: Items 20, 21, 22, 23, 24 and 25 are used with jet oscillation only.

POLYETHYLENE SOLUTION TANK ASSEMBLY

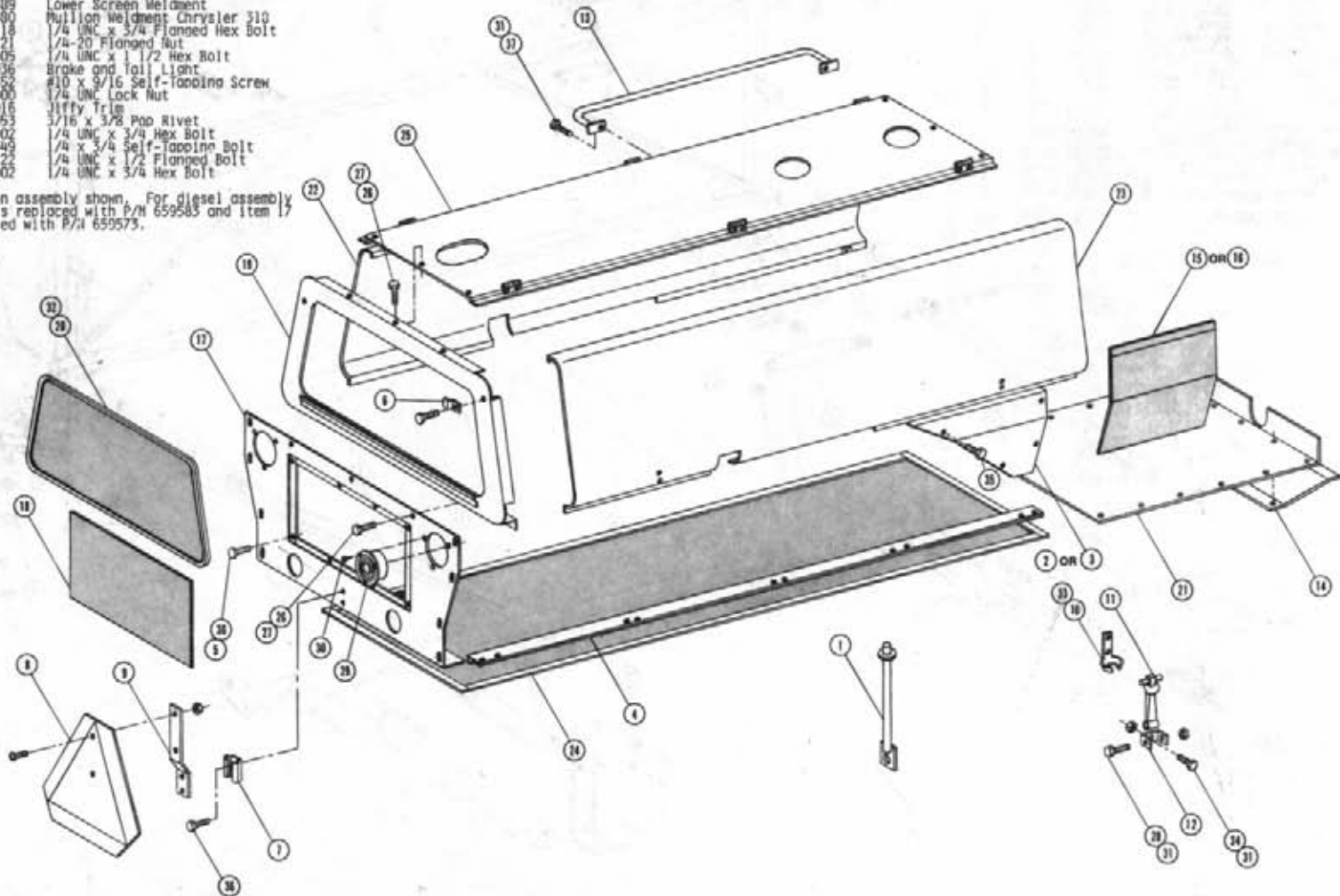
Det.	Qty.	P/II	Description
1	2	341398	Front Tank Mounting Plate Weldment
2		341400	Right Rear Tank Mounting Plate Weldment
3		341402	Left Rear Tank Mounting Plate Weldment
4		659604	Right Front Tank Shield
5		659605	Left Front Tank Shield
6		765126	Polyethylene Tank
7		765177	Polyethylene Tank Cradle Weldment
8		765198	Polyethylene Tank Band Weldment
9		341413	Catwalk Brace
10		341436	Catwalk Mounting Tab
11		341438	Catwalk Weldment
12		341511	Upper Side Roll Channel Weldment
13		341099	Side Roll Tube Weldment
14		341162	Carriage Pivot Pin Weldment
15		473937	3/8 x 2 3/8 Roll Pin
16		900551	5/8 UNC x 1 Hex Bolt
17		920005	5/8 Flat Washer
18		900534	1/4 UNC x 3 Hex Bolt
19		914016	1/4 UNC Lock Nut
20		900002	3/4 UNC x 3/4 Hex Bolt
21		914000	3/4 UNC Lock Nut
22		470118	3/4 UNC x 3/4 Flanged Bolt
23		470121	3/4 UNC Flanged Lock Nut
24		500017	3/4 NPT x 90° Street Elbow
25		504501	3/4 NPT x 90° Pipe Tee
26		506105	1/2 x 1/4 Reducer Bushing
27		507019	1/2 Ball Valve
28		696110	3/4 NPT x 1/2 Hose Barb
29		715550	1/4 NPT x 1/4 Hose Barb
30		715660	3/8 UNC x 5 1/2 Hex Bolt
31		900143	1/4 Close Ripple
32		906030	3/8 UNC Hex Nut
33		910004	3/8 NPT Pipe Plug
34		906101	1/4 UNC x 4 Hex Bolt
35		900535	1/4 UNC x 1 Hex Bolt
36		900003	1/4 Flat Washer
37		920000	5/16 UNC x 3/4 Carriage Bolt
38		901064	5/16 UNC Lock Nut
39		914002	1/4 x 3/4 Stickertite
40		193022	1/4 UNC x 1/2 Flanged Bolt
41		470122	Jet Agitator
42		760066	Left Catwalk Weldment
43		341512	5/16 UNC x 1 Hex Bolt
44		900065	

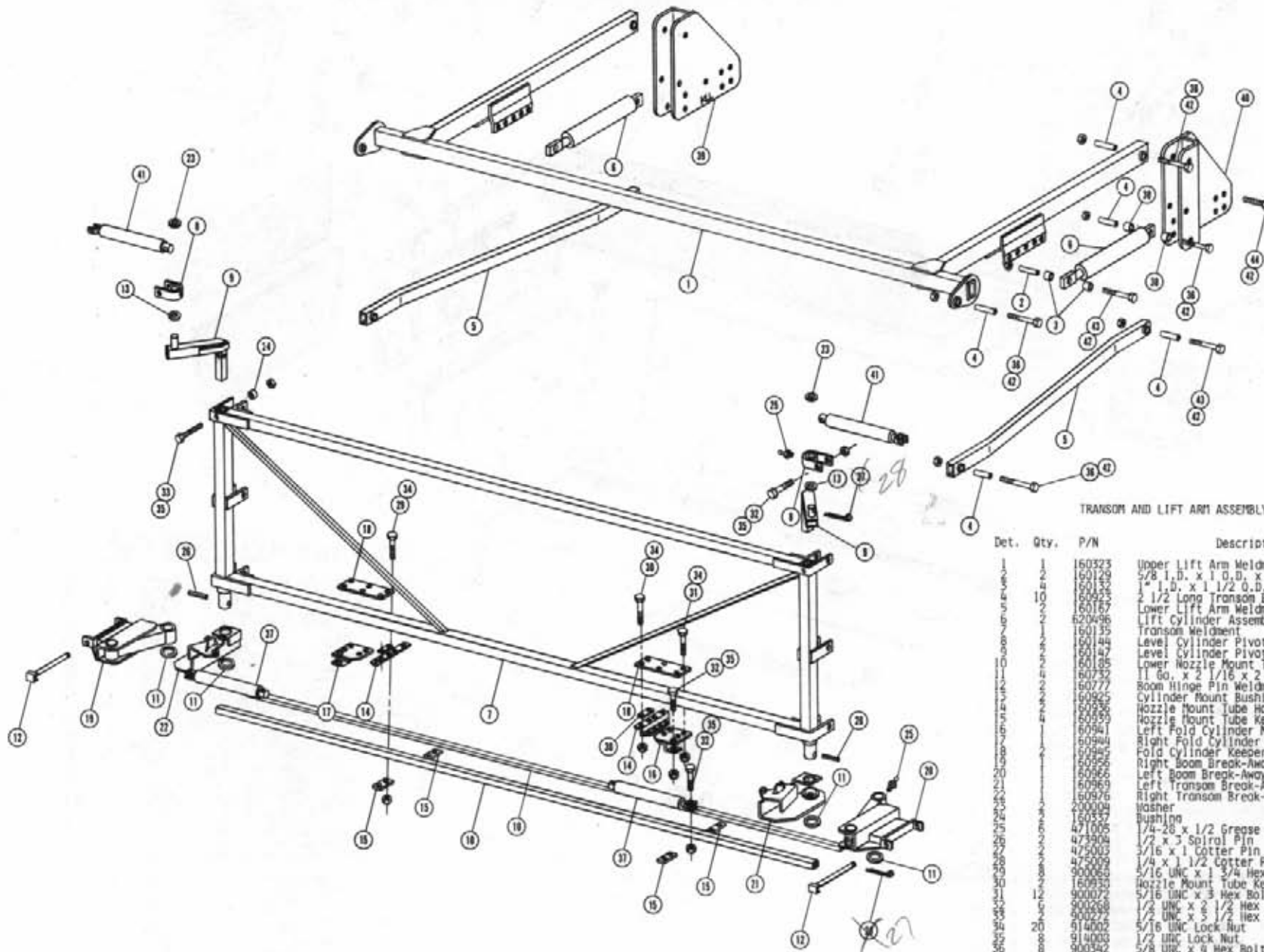


SHEET METAL ASSEMBLY

Det.	Qty.	P/N	Description
	2	341356	Engine Hood Prop Weldment
		341362	Left Side Plate Extension
		341363	Right Side Plate Extension
		341395	Screen Slide Weldment
	10	470186	1/4 UNC Nutsert
		470181	Upper Rear Panel Screen Clip
		472251	Mounting Socket
		472249	Slow Moving Vehicle Sign
		472250	Spade Mounting Bracket
	4	656997	Rubber Hook Bracket
	4	656998	Rubber Hook
	4	656999	Rubber Hook Anchor Bracket
		659578	Right Engine Hook Hand Rail
		659585	Lower Front Hose Shield
		659560	Left Side Screen
		659561	Right Side Screen
		659568	Lower Back Panel Weldment
		659571	Lower Rear Panel Screen
		659575	Upper Rear Panel Weldment
		659578	Upper Rear Panel Screen
		659586	Front Hose Cover Weldment
		659587	Left Engine Hood
		659588	Right Engine Hood
		659589	Lower Screen Weldment
		659590	Nullion Weldment Chrysler 310
	5	470118	1/4 UNC x 3/4 Flanged Hex Bolt
	39	470121	1/4-20 Flanged Nut
	4	900005	1/4 UNC x 1 1/2 Hex Bolt
	2	291036	Brake and Tail Light
	6	472352	#10 x 9/16 Self-Tapping Screw
	10	914000	1/4 UNC Lock Nut
	12	193016	Jiffy Trim
	8	485053	3/16 x 3/8 Pop Rivet
	4	900002	1/4 UNC x 3/4 Hex Bolt
	4	472349	1/4 x 3/4 Self-Tapping Bolt
	10	470122	1/4 UNC x 1/2 Flanged Bolt
	2	900002	1/4 UNC x 3/4 Hex Bolt

NOTE: Gas option assembly shown. For diesel assembly item 25 is replaced with P/N 659583 and item 17 is replaced with P/N 659573.



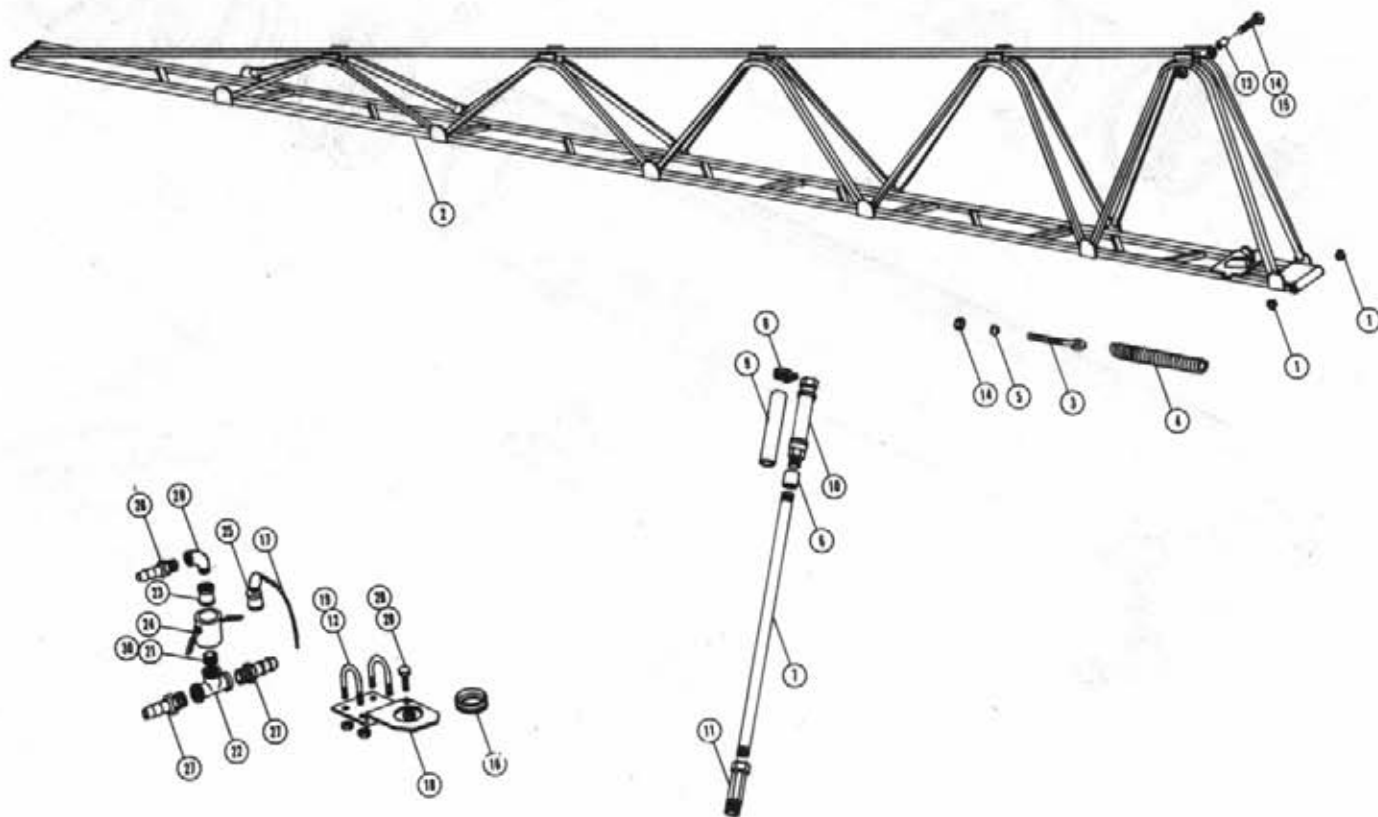


TRANSM AND LIFT ARM ASSEMBLY

Det.	Qty.	P/N	Description
		160323	Upper Lift Arm Weldment
		60129	5/8 I.D. x 1 O.D. x 3 Bushing
		60132	1 I.D. x 1 1/2 O.D. x 1 1/4 Bushing
	10	60923	2 1/2 Long Transom Bushing
		60187	Lower Lift Arm Weldment
		620496	Lift Cylinder Assembly with Fittings
		160135	Transom Weldment
		60144	Level Cylinder Pivot Weldment
		60147	Level Cylinder Pivot Mount Weldment
		60185	Lower Nozzle Mount Tube
		60732	11 60. x 2 1/16 x 2 5/8 Washer
		60277	Boom Hinge Pin Weldment
		60925	Cylinder Mount Bushing
		60936	Nozzle Mount Tube Keeper
		60959	Nozzle Mount Tube Keeper
		60961	Left Fold Cylinder Mount Weldment
		60964	Right Fold Cylinder Mount Weldment
		60965	Fold Cylinder Keeper Plate
		60966	Right Boom Break-Away Hinge Weldment
		60966	Left Boom Break-Away Hinge Weldment
		60969	Left Transom Break-Away
		60976	Right Transom Break-Away
		200004	Washer
		160337	Bushing
		471005	1/4-26 x 1/2 Grease Zerk
		473904	1/2 x 3 Spiral Pin
		475003	3/16 x 1 Cotter Pin
		475009	1/4 x 1/2 Cotter Pin
		900065	5/16 UNC x 1 3/4 Hex Bolt
	30	160930	Nozzle Mount Tube Keeper
		900072	5/16 UNC x 3 Hex Bolt
		900268	1/2 UNC x 2 1/2 Hex Bolt
		900271	1/2 UNC x 3 1/2 Hex Bolt
		914005	5/16 UNC Lock Nut
	20	914000	1/2 UNC Lock Nut
		900342	5/8 UNC x 4 Hex Bolt
		620056	Fold Cylinder with Fittings
		438104	Bushing
		341085	Right Lift Arm Mount Weldment
		341090	Left Lift Arm Mount Weldment
		620069	Level Cylinder with Fittings
	18	914010	5/8 UNC Lock Nut
		900343	5/8 UNC x 4 1/2 Hex Bolt
	6	900333	5/8 UNC x 1 1/2 Hex Bolt

BOOM ASSEMBLY AND SPRAY COMPONENTS

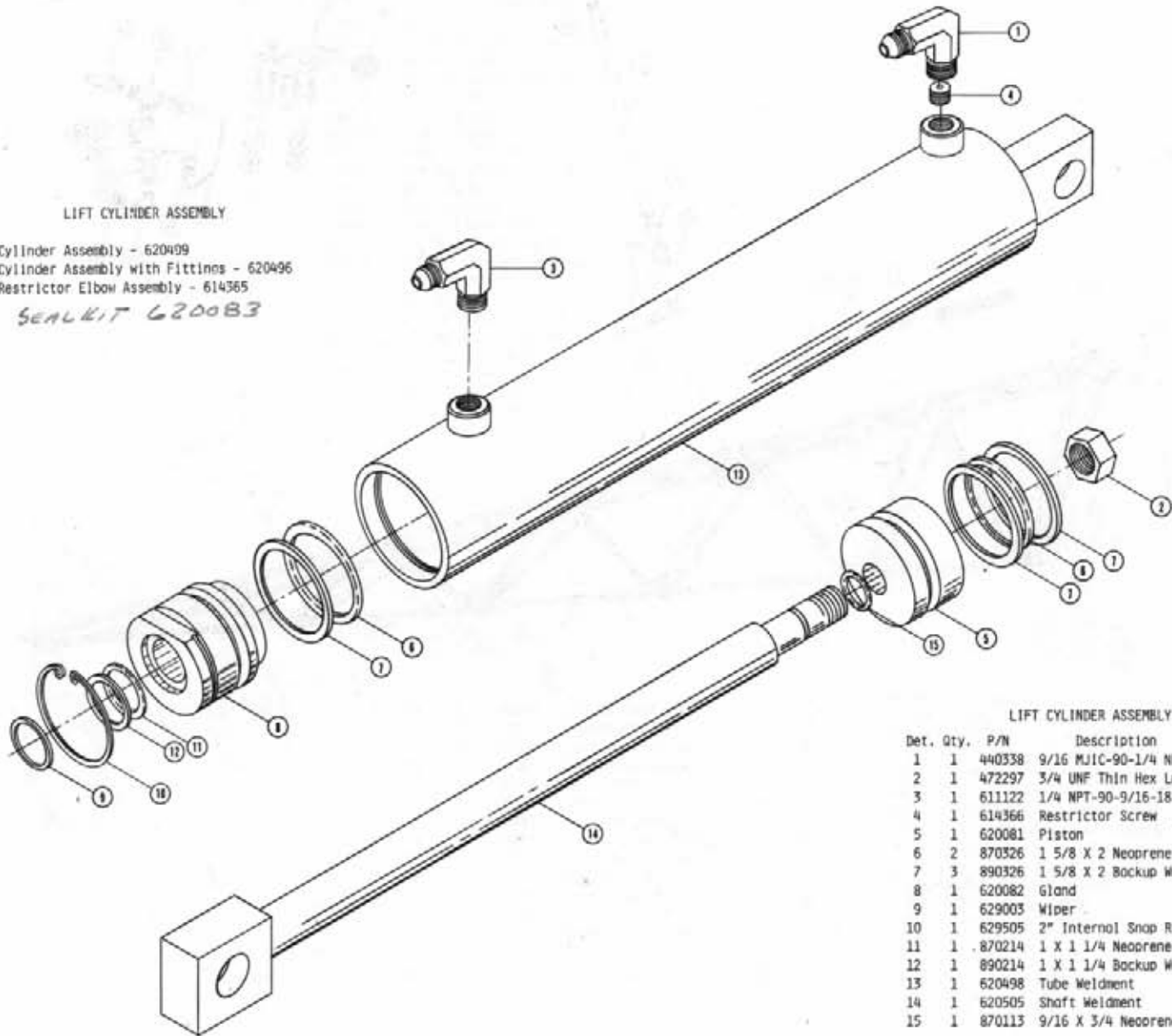
Det.	Qty.	P/N	Description				
1	2	127502	Nylon Flange Bearing	15	1	900267	1/2 UNC x 2 Hex Bolt
2	1	160170	Outer Boom Weldment	16	1	160015	Grommet
3	1	160979	1/2 UNC x 9 Eye Bolt	17	1	160906	Chain
4	1	160980	Boom Break-Away Spring	18	1	160907	Feeder Tee Mounting Bracket
5	1	160901	Boom Bolt Swivel	19	2	470094	5/16 UNC "U" Bolt
6	1	501212	1/4 Pipe Coupling	20	1	504610	3/4 NPT Street Elbow
7	1	501618	1/4 x 18 Pipe Nipple	21	1	504702	3/4 Close Nipple
8	1	520087	#20 Hose Clamp	22	1	504956	3/4 Pipe Tee
9	1	601178	Hose 1 x 3 1/2	23	1	696202	Quick Connect Female Adapter
10	1	720019	Flex Coupling	24	1	696203	Quick Connect Female Coupler
11	1	739702	Female Nozzle Body	25	1	696204	Quick Connect Plug
12	4	914002	5/16 UNC Lock Nut	26	1	713220	3/4 NPT x 3/4 Hose Barb
13	1	160336	Clevis Bushing	27	2	714350	3/4 NPT x 1/2 Hose Barb
14	2	914008	1/2 UNC Lock Nut	28	1	900002	1/4 UNC x 3/4 Hex Bolt
				29	1	914000	1/4 UNC Lock Nut
				30	1	690327	Gasket



LIFT CYLINDER ASSEMBLY

Cylinder Assembly - 620409
 Cylinder Assembly with Fittings - 620496
 Restrictor Elbow Assembly - 614365

SEALKIT 620083

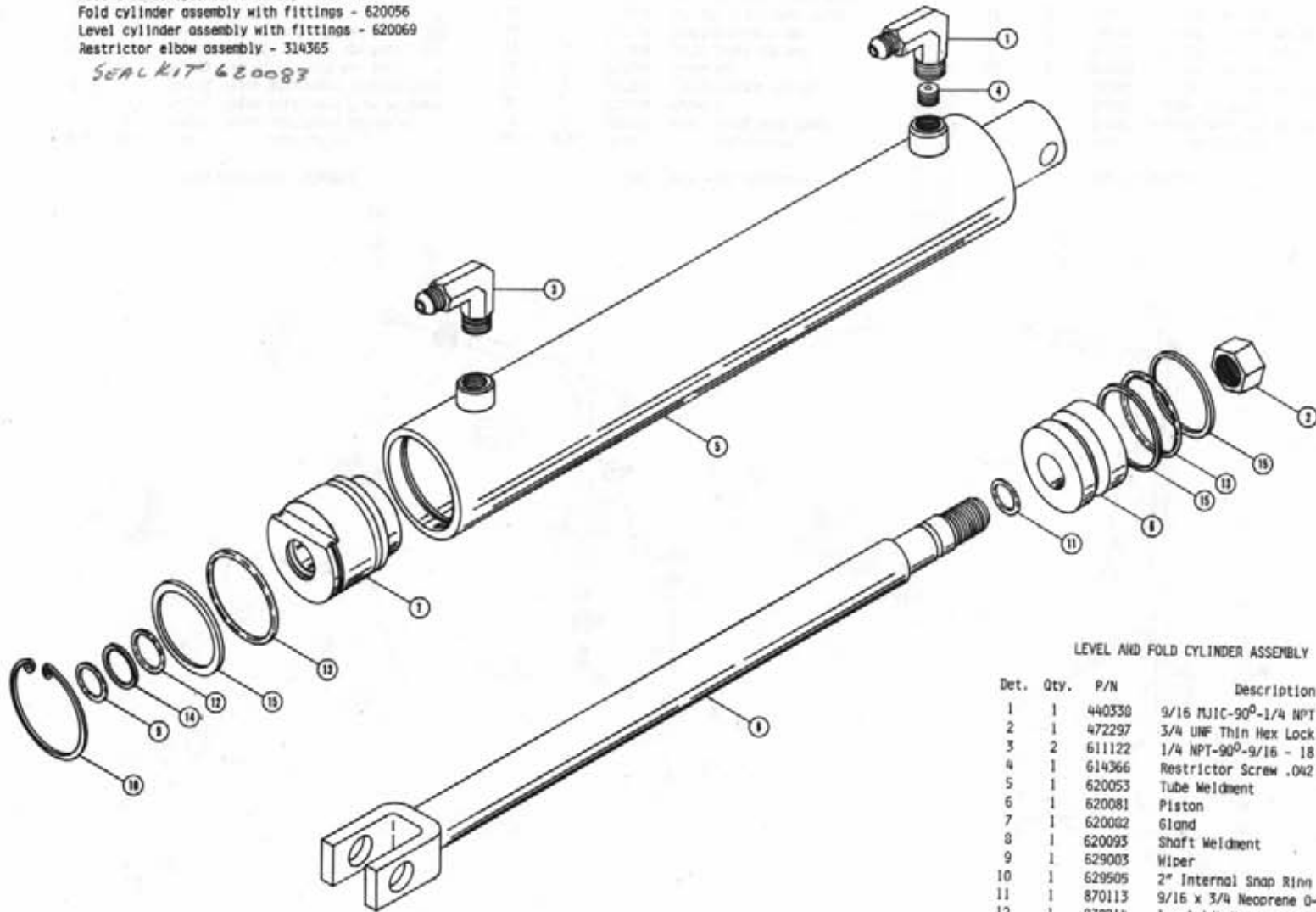


LIFT CYLINDER ASSEMBLY

Det.	Qty.	P/N	Description
1	1	440338	9/16 MJIC-90-1/4 NPT Tapped
2	1	472297	3/4 UNF Thin Hex Lock Nut
3	1	611122	1/4 NPT-90-9/16-18 Male Elbow
4	1	614366	Restrictor Screw .042 Dia.
5	1	620081	Piston
6	2	870326	1 5/8 X 2 Neoprene O-Ring
7	3	890326	1 5/8 X 2 Backup Washer
8	1	620082	Gland
9	1	629003	Wiper
10	1	629505	2" Internal Snap Ring
11	1	870214	1 X 1 1/4 Neoprene O-Ring
12	1	890214	1 X 1 1/4 Backup Washer
13	1	620498	Tube Weldment
14	1	620505	Shaft Weldment
15	1	870113	9/16 X 3/4 Neoprene O-Ring

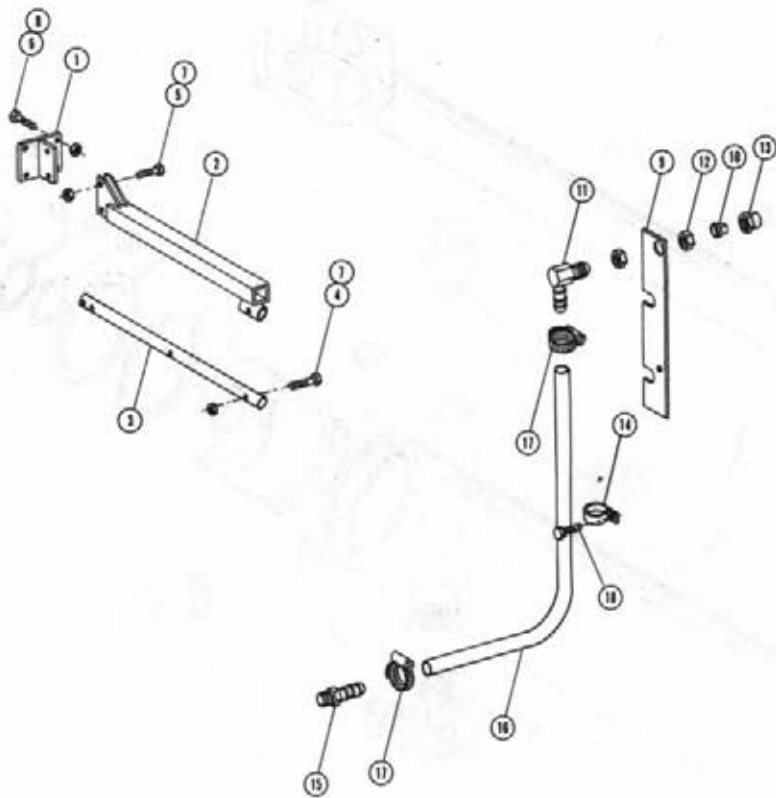
NOTE: Restrictor elbow assembly used with fold cylinder only.
 Fold & level cylinder assembly - 620052
 Fold cylinder assembly with fittings - 620056
 Level cylinder assembly with fittings - 620069
 Restrictor elbow assembly - 314365

SEAL KIT 620083



LEVEL AND FOLD CYLINDER ASSEMBLY

Det.	Qty.	P/N	Description
1	1	440330	9/16 NPT-90°-1/4 NPT Tapped
2	1	472297	3/4 UNF Thin Hex Lock Nut
3	2	611122	1/4 NPT-90°-9/16 - 18 Male Elbow
4	1	614366	Restrictor Screw .042 Dia.
5	1	620053	Tube Weldment
6	1	620081	Piston
7	1	620002	Gland
8	1	620093	Shaft Weldment
9	1	629003	Wiper
10	1	629505	2" Internal Snap Ring
11	1	870113	9/16 x 3/4 Neoprene O-Ring
12	1	870214	1 x 1 1/4 Neoprene O-Ring
13	2	870326	1 5/8 x 2 Neoprene O-Ring
14	1	890214	1 x 1 1/4 Back-Up Washer
15	3	890326	1 5/8 x 2 Back-Up Washer

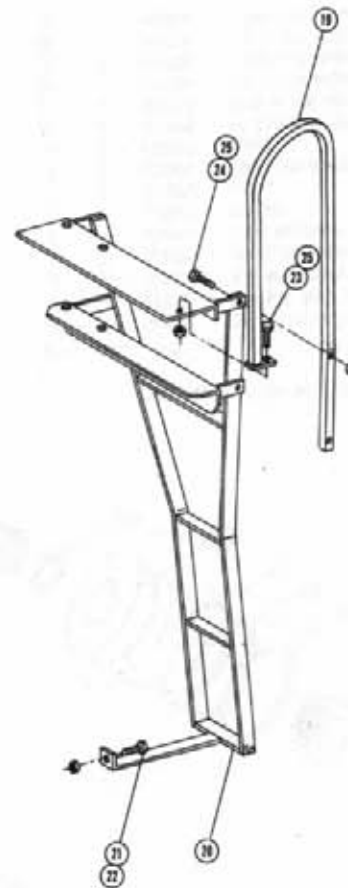


TREAD ADJUSTMENT ASSEMBLY

Det.	Qty.	P/N	Description
1	1	341102	Tread Adjustment Bar Mount
2	1	341142	Tread Adjustment Tube Weldment
3	1	341147	Tread Adjustment Sliding Tube
4	1	900268	1/2 UNC x 2 1/2 Hex Bolt
5	2	900265	1/2 UNC x 1 1/2 Hex Bolt
6	4	900333	5/8 UNC x 1 1/2 Hex Bolt
7	3	914008	1/2 UNC Lock Nut
8	4	914010	5/8 UNC Lock Nut

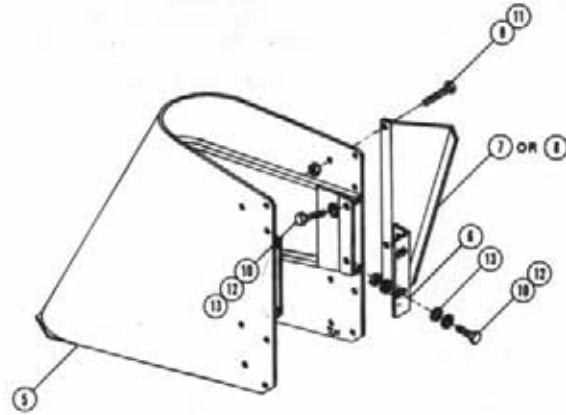
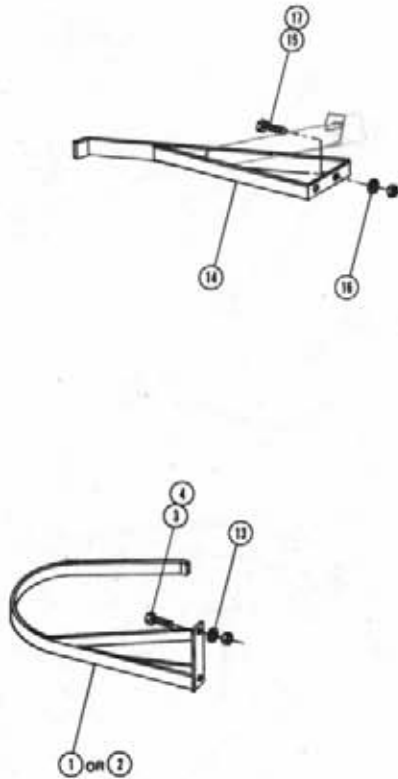
SIGHT GAUGE HOSE ASSEMBLY

Det.	Qty.	P/N	Description
9	1	763192	Sight Gauge Hose Mount
10	1	731109	Nylon Tip
11	1	737856	1/2 Connector Nozzle
12	1	737358	11/16 Nut
13	1	738866	11/16 Steel Cap Nut
14	1	520117	Cushion Hose Clamp
15	1	714350	3/4 NPT x 1/2 Hose Clamp
16	1	601235	1/2 x 54 Sight Gauge Hose
17	2	520069	#6 Hose Clamp
18	2	472349	1/4 x 3/4 Self-Tapping Screw



LADDER ASSEMBLY

Det.	Qty.	P/N	Description
19	1	341383	Ladder Hand Roll Weldment
20	1	341305	Ladder Weldment
21	1	900264	1/2 UNC x 1 1/4 Hex Bolt
22	1	914008	1/2 UNC Lock Nut
23	1	900003	1/4 UNC x 1 Hex Bolt
24	2	900005	1/4 UNC x 1 1/2 Hex Bolt
25	3	914000	1/4 UNC Lock Nut

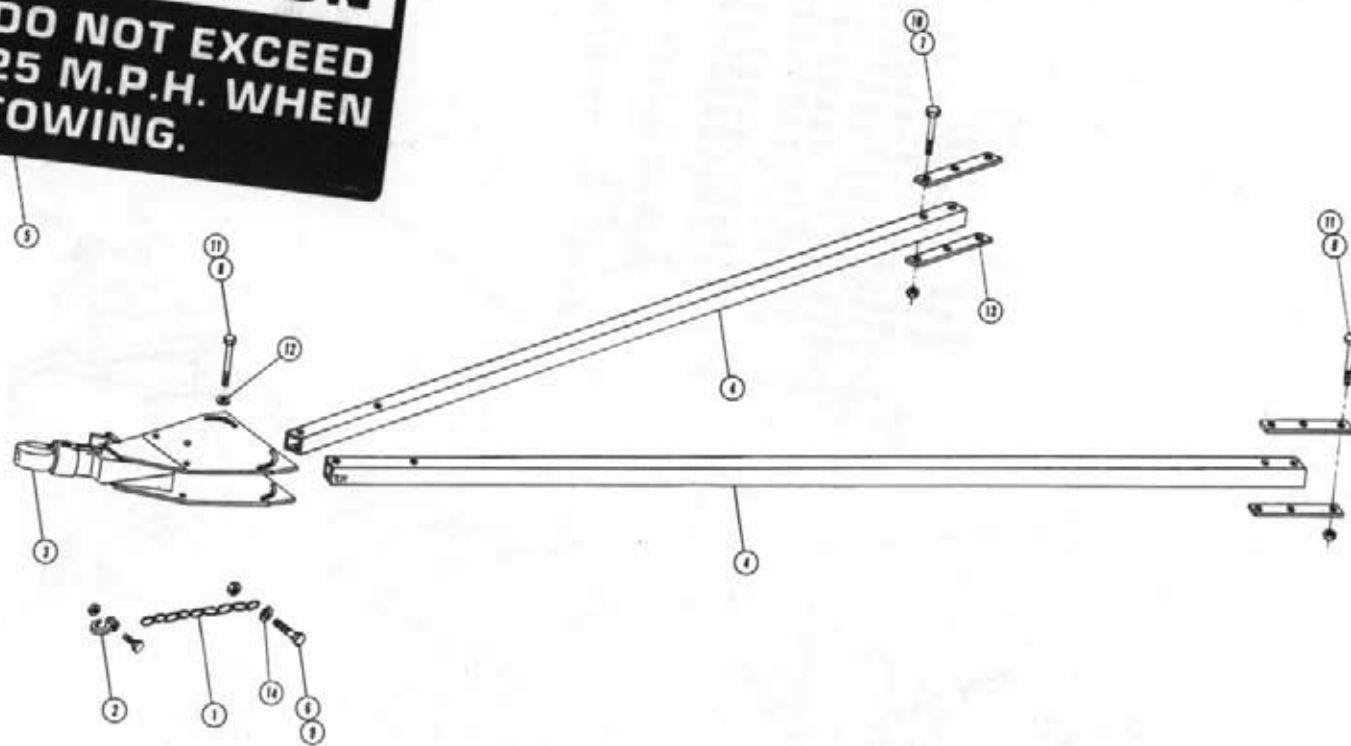


CROP GUIDES AND SHIELDS

Det.	Qty.	P/N	Description
1	1	662150	Right Stalk Guide Weldment
2	1	662151	Left Stalk Guide Weldment
3	2	900264	1/2 UNC x 1 1/4 Hex Bolt
4	2	914008	1/2 UNC Lock Nut
5	1	662122	Cropshield Weldment
6	1	662145	Cropshield Mount Angle
7	1	662135	Right Cropshield Skirt
8	1	662136	Left Cropshield Skirt
9	3	900002	1/4 UNC x 3/4 Hex Bolt
10	4	900265	1/2 UNC x 1 1/2 Hex Bolt
11	3	914000	1/4 UNC Lock Nut
12	4	914008	1/2 UNC Lock Nut
13	3	920004	1/2 Flat Washer
14	1	662164	Rear Stalk Guide-LH
15	2	900129	3/8 UNC x 1 Hex Bolt
16	1	920002	3/8 Flat Washer
17	2	914004	3/8 UNC Lock Nut

662208 RH for rear legs

CAUTION
DO NOT EXCEED
25 M.P.H. WHEN
TOWING.



- 48 -

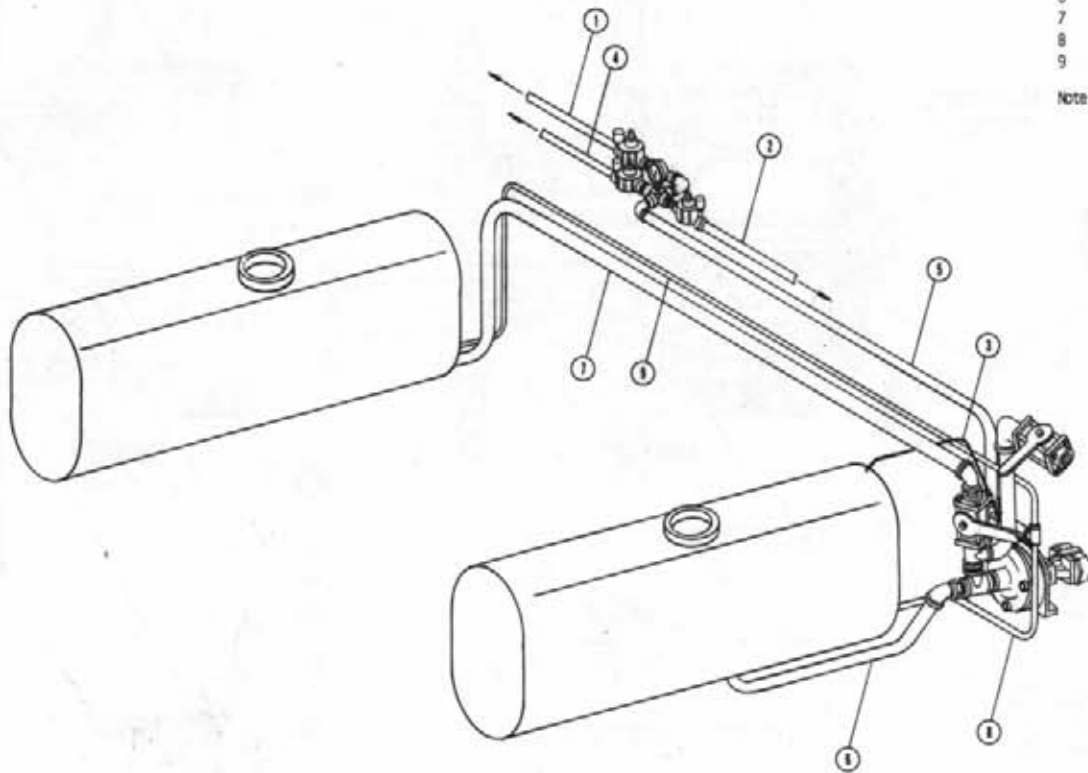
FRONT TOW BAR ASSEMBLY

Det.	Qty.	P/N	Description
1	2	002170	Safety Chain
2	2	007171	Clevis Hook
3	1	007184	Front Tow Bar Hitch Weldment
4	2	341213	Front Tow Bar Tube Weldment
5	1	650660	Do Not Exceed 25 MPH Decal
6	2	900197	7/16 x 1 1/2 UNC Hex Bolt
7	4	900272	1/2 UNC x 3 1/2 Hex Bolt
8	6	900340	5/8 UNC 3 1/2 Hex Bolt
9	2	914006	7/16 UNC Lock Nut
10	4	914008	1/2 UNC Lock Nut
11	6	914010	5/8 UNC Lock Nut
12	4	920005	5/8 Flat Washer
13	4	341215	Front Tow Bar Attachment Plate
14	2	920004	1/2 Flat Washer

SOLUTION HOSEING

Det.	Qty.	P/N	Description
1	1	601172	3/4 x 48 Center Feeder Hose
2	1	601177	3/4 x 242 Feeder Hose
3	1	601238	3/8 x 36 Hose
4	1	601239	3/4 x 32 1/2 Feeder Hose
5	1	601264	1 1/4 x 70 Hose
6	1	601261	1 1/4 x 32 Hose
7	1	601262	1 1/4 x 200 Hose
8	1	601259	1/2 x 30 Hose
9	1	601260	1/2 x 180.00 Hose

Note: Items 8 and 9 are used only with polyethylene tanks.



610291 - PLANETARY GEAR ASSEMBLY

ITEM	DESCRIPTION	PART NO.	QTY.
1	Hub-spindle sub-assembly	610154	1
1A	Spindle	610038	1
1B	Seal	610904	1
1C	Bearing cup	610905	1
1D	Bearing cone	610906	1
1E	Bearing cup	610907	1
1F	Bearing cone	610908	1
1G	Hub	610047	1
1H	Spacer	610909	1
1I	Retaining ring	610910	1
1J	Pipe plug	610147	2
1N	Stud	160911	9
2	Internal gear	610148	1
3	Carrier assembly	610933	1
4	Ring gear	610937	1
5	O-ring	610903	2
6	Cover assembly	610155	1
6A	Cover	610149	1
6B	Cover cap	610914	1
6C	Bolt	610150	4
6D	Disconnect cap	610901	1
6E	Disconnect rod	610915	1
6F	O-ring	610916	1
6G	O-ring	610917	1
6H	Pipe plug	610151	1
6J	ID plate	610152	1
7	Input shaft assembly	610048	1
7A	Input shaft	610046	1
7B	Retaining ring	610936	1
7C	Spring	610145	1
7D	Spacer	610153	2
8	Input gear	610919	1
9	Thrust spacer	610920	1
10	Thrust spacer	610921	1
11	Thrust washer	610922	2
12	Bolt	610930	12
13	Shoulder bolt	610923	4
14	Coupling	610037	1
16	Flat washer	610049	15

WHEEL DRIVE ASSEMBLY - 437617

<u>ITEM</u>	<u>PART NO.</u>	<u>QTY.</u>	<u>DESCRIPTION</u>
1	610156	1	Hub-spindle sub-assembly
	610052	1	Spindle
	610904	1	Seal
	610905	1	Brg. cup
	610906	1	Brg. cone
	610907	1	Brg. cup
	610908	1	Brg. cone
	610047	1	Hub
	610909	1	Spacer
	610910	1	Retaining ring
	610147	2	pipe plug
	610911	9	Stud
	610148	1	Internal gear
	610912	1	Carrier assembly
	610929	1	Ring gear
	610903	2	'O' ring
	610157 610155	1	Cover assembly
	610149	1	Cover
	610914	1	Cover cap
	610150	4	Bolt
	610901	1	Disconnect cap
	610915	1	Disconnect rod
	610916	1	'O' ring
	610917	1	'O' ring
	610151	1	pipe plug
	610152	1	ID plate
	610158	1	Input shaft assembly
	610159	1	Input shaft
	610936	2	Retaining ring
	610145	1	Spring
	610153	2	Spacer
	610919	1	Input gear
	610920	1	Thrust spacer
	610921	1	Thrust spacer
	610922	2	Thrust washer
	610930	12	Bolt
	610923	4	Shoulder bolt
	610931	1	Coupling
	610049	16	Flat washer
	610160	1	Retaining ring

NOTICE

The following four pages contain decals for the
1984 8240

These decals can be obtained from Hagie Mfg. Co. and should be used whenever your machine is repainted or when the decals become worn, weathered or faded.

Special attention should be paid to decals involving personal safety. They have been attached for your protection.

KEEP THEM IN PLACE.

Contact: Hagie Manufacturing Co.
Box 273, Clarion, Iowa 50525

8240 DECALS

Qty.	P/N	Description	Location
1	650814	Park Brake Decal	Near Parking Brake Lever
2	650815	No Passenger Decal	(1) - Left Rear Leg (1) - Left Inside Door Channel
1	650848	Slip or Fall Decal	On Left Rear Leg
1	650849	Engine Fuel Decal	Near Fuel Filler Neck
2	650850	Chemical Decal	On Solution Tank Lids
2	650851	Shields Decal	On Side of Top Engine Cover
1	650852	Read Manual Decal	On Front Cab Mounting Angle to Right of Steering
1	650853	Steering Console Decal	On Steering Column Cover
1	650856	Right Tank Gauge Decal	On Right Front Leg
1	650857	Left Tank Gauge Decal	On Left Front Leg
1	650858	Do Not Use Ether Decal	Near Air Cleaner Tube
1	650861	Vent Slide Decal	On Air Conditioner Console
2	650865	Hogle Decal	On Sides of Top Engine Cover
2	650866	8240 Decal	On Sides of Top Engine Cover
1	650868	Boom Fold Decal	On Console Sheet Metal
1	650869	Boom Level & Lift Decal	On Console Sheet Metal
1	650831	Choke Decal	On Console Sheet Metal
1	650882	Wiper Decal	On Console Sheet Metal
1	650935	Speedometer Decal	On Speedometer Gauge
1	650939	Speed & Tach Decal	On Console Sheet Metal
1	650953	Gasoline Decal	Near Fuel Filler Neck
1	650954	Diesel Decal	Near Fuel Filler Neck
1	650952	Oil Decal	On Console Sheet Metal
1	650958	Gen Decal	On Console Sheet Metal

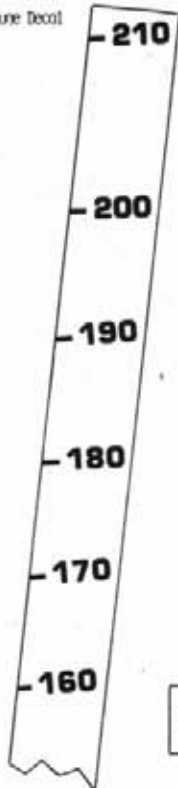
1	650967	Throttle Decal	On Console Sheet Metal
1	650968	Hydrostatic Decal	On Console Sheet Metal
1	650969	Spray Pressure Decal	On Console Sheet Metal
1	650970	Agitator Decal	On Console Sheet Metal
1	650981	Cooling System Decal	Rear Radiator Cap
1	650982	Electical System Decal	Left Hand Side of Oil Tank
4	650985	Wheel Bolt Torque Decal	On Each Wheel Rim
1	650960	Do Not Exceed 25 MPH	On Tow Bar Top Plate
1	650895	Diesel Start Decal	Cab Mounting Angle

8240

650066 - 8240 Decal

- 56 -

650057 - Left Tank Gauge Decal



Keep wheel bolts tight.
See owner's manual for
torque specifications.

650085 - Wheel Bolt Torque Decal



650091 - Cooling System Decal



650086 - Speedometer Decal



650068 - Hydrostatic Decal

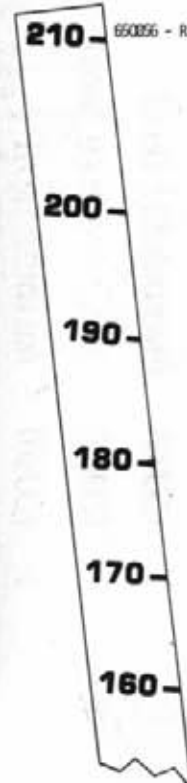
L. LEVEL - LIFT - R. LEVEL

650069 - Boom Level and Lift Decal



650083 - Steering Console Decal

650086 - Right Tank Gauge Decal



150
140
130
120
110
100
90
80
70
60
50
40

150
140
130
120
110
100
90
80
70
60
50
40

CAUTION

Electrical system is 12 volt negative ground. When using booster with jumper cables, precautions must be taken to prevent personal injury or damage to electrical parts.

1. Attach one end of jumper cable to positive terminal of booster battery and other end to positive terminal of vehicle battery connected to starter motor.
2. Attach one end of second cable to negative terminal of booster battery and other end to vehicle frame away from battery. Do not attach to cab or cab support.
3. To remove cables, reverse above sequence exactly to avoid sparks. See operator's manual for additional information.

650902 - Electrical System Decal

CAUTION

SHIELDS ARE FOR YOUR PROTECTION
KEEP THEM IN PLACE

650051 - Shields Decal

CAUTION

DON'T RISK INJURY BY SLIPPING OR FALLING
BE CAREFUL
WATCH YOUR STEP

650848 - Slip or Fall Decal

WARNING

THIS MACHINE WAS NOT DESIGNED TO CARRY PASSENGERS.
FAILURE TO KEEP PASSENGERS OFF MAY RESULT IN THEIR INJURY OR DEATH.

650907 - No Passenger Decal

PARKING BRAKE

650814 - Park Brake Decal

WARNING

CHEMICALS ARE DANGEROUS.
READ THE CHEMICAL MANUFACTURER'S LABELS TO AVOID INJURY OR DAMAGE.

650850 - Chemicals Decal

GASOLINE

650985 - Gasoline Decal

TO OPEN OUTSIDE AIR VENT
PUSH VENT KNOB IN.
TO CLOSE OUTSIDE VENT
PULL KNOB OUT.

650861 - Vent Slide Decal

CAUTION

DO NOT USE ETHER AS A STARTING FLUID WITH THIS ENGINE. IT IS EQUIPPED WITH A GLOW PLUG IGNITER. USE OF ETHER MAY RESULT IN INJURY OR DEATH. SEE OPERATOR'S MANUAL FOR STARTING INSTRUCTIONS.

650358 - Do Not Use Ether Decal

DIESEL

650954 - Diesel Decal

DIESEL STARTING INSTRUCTIONS

TURN SWITCH TO POSITION R(RUN).
RELEASE STOP CONTROL.
OPEN THROTTLE FULLY.

WARM WEATHER OR ENGINE WARM
TURN SWITCH TO HS (HEAT & START).

COLD WEATHER
TURN SWITCH TO H(HEAT) FOR 15-20 SECONDS. TURN SWITCH TO HS.
IF ENGINE DOESN'T START IN 20 SEC. RETURN TO H FOR 10 SEC. REPEAT HS. ENGINE OIL MUST CONFORM TO MIL-L-21048 10W30 - SEE MANUAL.

650895 - Diesel Start Decal

GEN.

650950 - Gen Decal

OIL

650957 - Oil Decal

FAST
THROTTLE
BLOW

650967 - Throttle Decal

CHOKE

650881 - Choke Decal

WIPER

650882 - Wiper Decal

HIGH — SPRAY PRESSURE — OFF

650960 - Spray Pressure Decal

FAST — AGITATOR — STOP

650970 - Agitator Decal

LEFT	CENTER	RIGHT
SPRAY	BOOM	CONTROL
	MAIN	ON-OFF

650975 - Boom Spray Decal

L FOLD R

650863 - Boom Fold Decal

CAUTION

ENGINE FUEL CAN BE DANGEROUS

- TURN OFF ENGINE BEFORE REFUELING.
- DO NOT SMOKE WHILE REFUELING.
- CLEAN OFF ANY SPILLED FUEL AFTER REFUELING.

CARELESSNESS WITH FUEL CAN KILL

650849 - Engine Fuel Decal

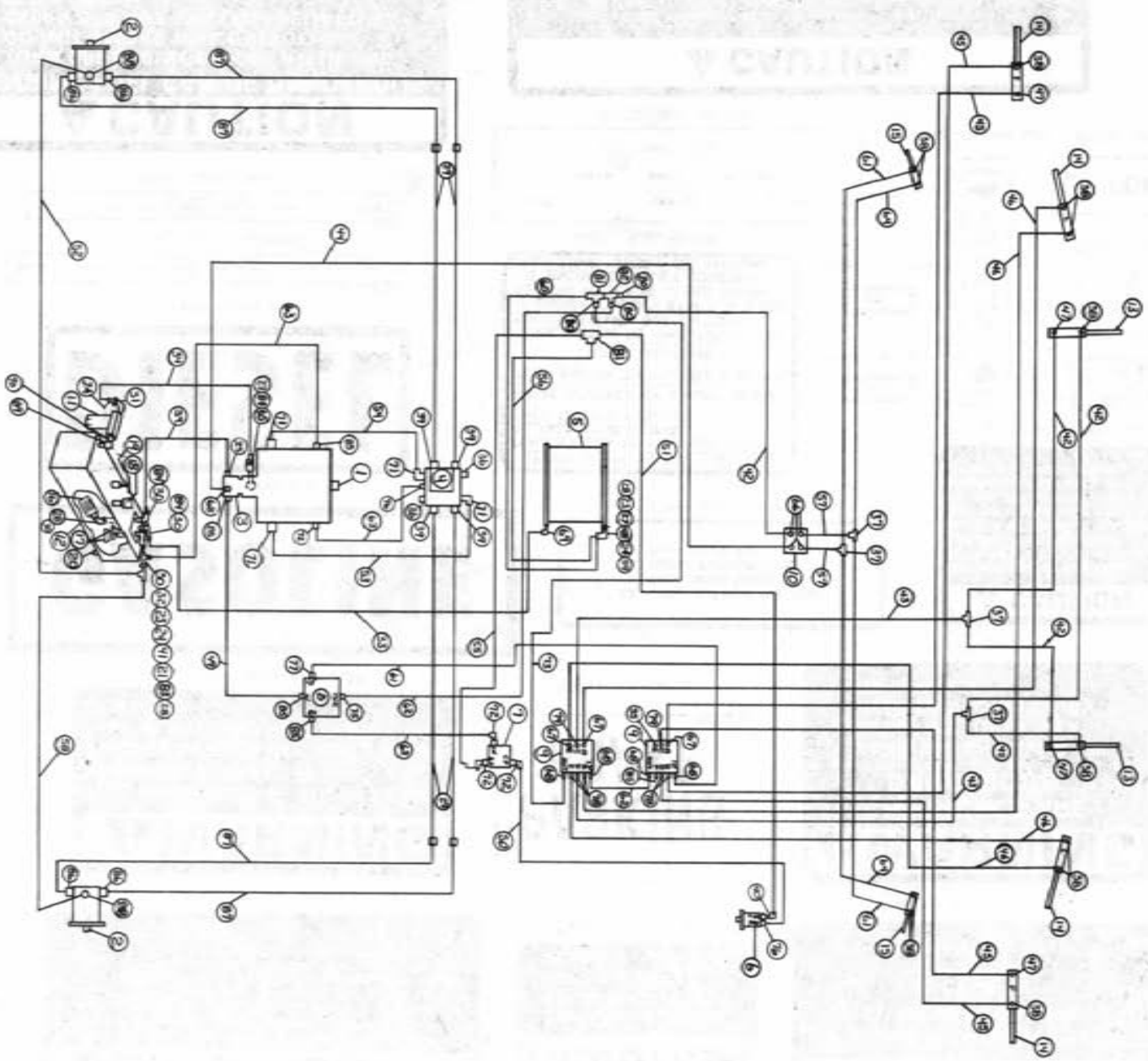
CAUTION

READ OPERATOR'S MANUAL. BE ALERT. LEARN TO OPERATE THIS MACHINE SAFELY. OBSERVE ALL SAFETY PRACTICES. MACHINES CAN BE HAZARDOUS IN THE HANDS OF AN UNFAMILIAR, UNTRAINED OR COMPLACENT OPERATOR. SHUT OFF ENGINE BEFORE SERVICING. WHEN MECHANISM BECOMES CLOGGED, SHUT OFF ENGINE BEFORE CLEANING. DON'T RISK INJURY OR DEATH.

650852 - Read Manual Decal

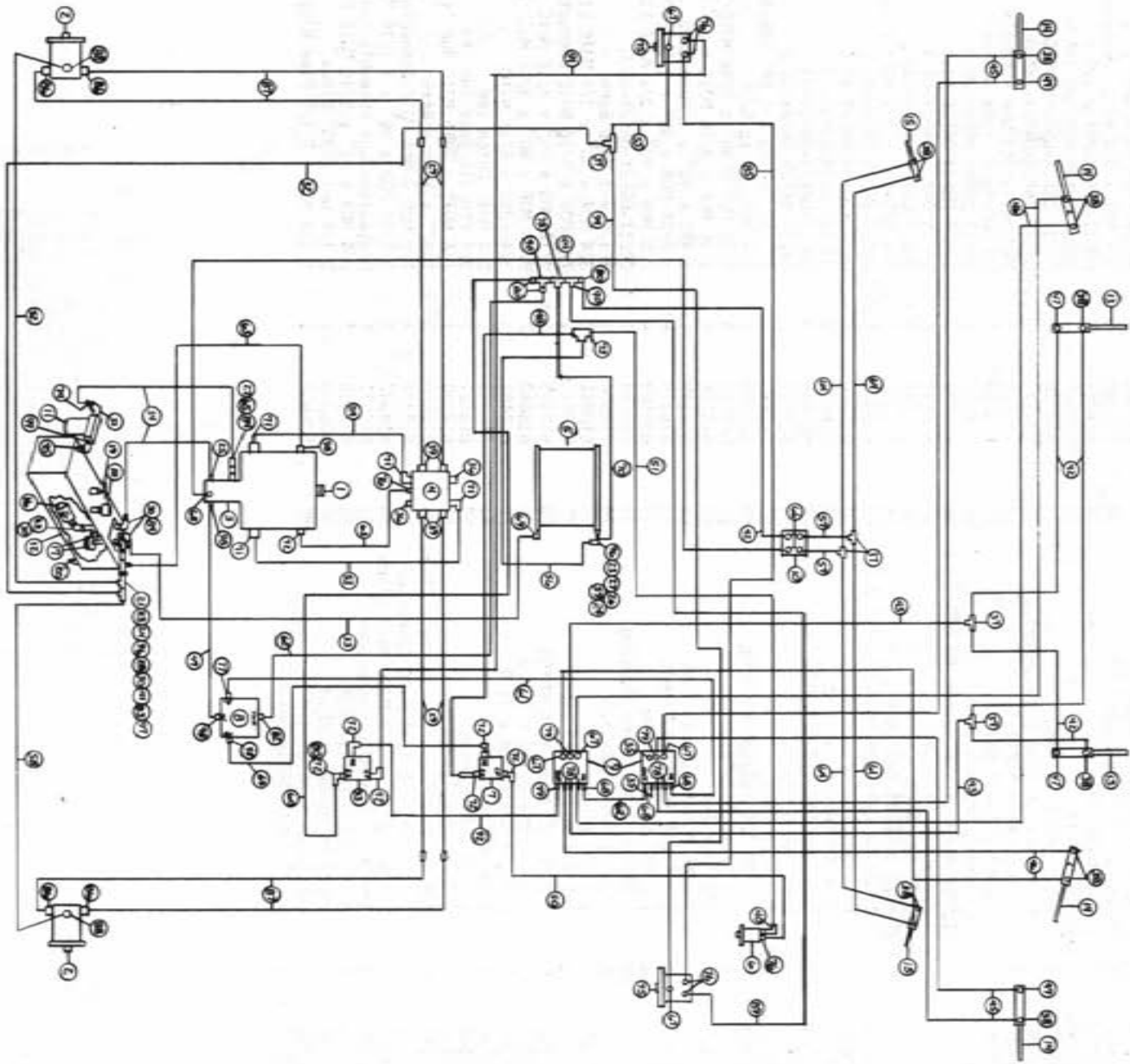
M.P.H.
OFF
R.P.M.

650939 - Speed and Tach Decal



1984 8240 HYDRAULIC SCHEMATIC
 TWO-WHEEL DRIVE WITHOUT AGITATION
 REFERENCE DRAWING NO.-498124 w/ SWVD 1.7 Chk. Pump
 SERIAL NUMBER
 075B2800 / THEU 075B28100
 075B3800 / THEU 075B38100

Ref.	Part No.	Req.	Description	Ref.	Part No.	Req.	Description
1	606844	1	Sundstrand Series 23 Pump A-Mount	46	614154	4	04C1T-06FJX-06FJX-221.0
2	610030	2	Sundstrand Wheel Motor	47	614365	4	Restrictor El Assembly .042 Dia.
3	610091	1	Cessna Auxiliary Pump 1.24	48	610300	1	3/4 NPT x 3/4 MJIC Connector
4	615003	1	Large Manifold	49	614546	1	08C1T-08FJX-08FJX-115.0
5	618088	1	011 Cooler	50	614547	1	08C1T-08FJX-08FJX90-144.0
6	690249	1	Hypro Solution Pump	51	614548	1	08C1T-08FJX-08FJX90-120.0
7	606818	1	Flow Control 0-16 FCR51 w/Relief	52	614549	1	06C1T-06FJX-06FJX-140.0
8	606861	1	Flow Divider BGR51.5	53	615568	1	RH Hydraulic Tube Assembly
9	606585	1	Cessna 3-Spool Valve 3	54	615569	1	LH Hydraulic Tube Assembly
10	610318	1	Steering Motor 6.2 in. 3	55	614382	1	08C1T-08FJX-08FJX-40.0
11	605601	1	Gresen Filter 10 Micron 40 GPM	56	615590	1	10RLB-08FJX-08FJX-66.0
12	760097	1	Hydraulic Oil Tank	57	615442	2	04C1T-06FJX-06FJX-55.0
13	620499	2	Lift Cylinder	58	615449	1	06C1T-06FJX-06FJX-126.0
14	620052	4	Fold & Level Cylinder 2 in.	59	610305	1	3/4 NPT-90° x 3/4 MJIC Elbow
15	620145	2	Steering Cylinder Assembly 1.5 x 6.0	60	614368	1	08C1T-08FJX-08FJX-60.0
16	605600	1	Michigan Filter	61	616026	3	04C1T-06FJX-06FJX-37.0
17	605603	2	Line Diffuser	62	616042	2	04C1A-06FJX-06FJX-13
18	611051	1	Pressure Cap 3/4 NPT 5Lb.	63	615465	3	08C1T-08FJX-08FJX-33
19	614453	1	Dipstick 8 in.	64	616056	2	04C1T-06FJX-06FJX-32.0
20	501102	1	1/4 Pipe Plug	65	618090	1	1 5/16 O-Ring x 1 NPT Adapter
21	503000	1	1/2 to 1/4 Reducer Bushing	66	618109	4	3/4 MOR x 9/16 MJIC
22	504702	2	3/4 Close Nipple	67	618119	3	9/16 MOR x 9/16 MJIC Elbow
23	504955	2	3/4 Pipe Tee	68	618126	5	9/16 MOR x 9/16 MJIC x 3/8 Connector
24	504955	2	1 1/16 MOR to 1 Hose Barb	69	618138	4	1 NPT x 90° x 1 Hose Barb
25	618336	1	1 NPT x 4 in. Pipe Nipple	71	618178	1	1 5/16 MOR x 90° x 1 5/16 JIC Conn.
26	505203	1	1 x 90 Street Elbow	72	618183	4	7/8 MOR x 90° x 3/4 MJIC Elbow
27	505200	2	1 NPT to 3/4 Reducer Bushing	73	616028	4	04C1T-06FJX-06FJX-46.0
28	505213	2	12TMW-12FJX-12MJ-53.0	74	715664	1	1 1/4 x 1 Hose Barb
29	611141	4	1 x 90 Elbow	76	618241	1	3/4 MOR x 90° x 3/4 MJIC Elbow
30	505300	4	1 1/4 x 90 Street Elbow	77	618310	1	7/8 MOR x 9/16 MJIC Connector
31	506410	1	3/4 to 1/2 Reducer Bushing	78	618425	5	9/16 MOR x 45° x 9/16 MJIC
32	504210	1	1 in. 2 Braid Red x 104.0	79	618440	2	9/16 MOR x 90° x 9/16 MJIC Long
33	601255	1	1 in. 2 Braid Red x 31.0	80	618482	3	3/4 FJIC x 9/16 MJIC
34	601256	2	9/16 O-Ring Plug	81	618311	2	3/4 MJIC Union Tee
35	610185	2	1 1/16 O-Ring Plug	82	618451	1	3/4 FEM JIC Swiv Run Tee
36	610186	2	9/16 MJIC Bulkhead Tee	83	618520	1	1/4 NPT x 9/16 MJIC Run Tee
37	610193	4	1/4 NPT x 90° x 9/16 MJIC Male Elbow	84	714560	3	1 NPT x 1 Hose Barb
38	611122	12	1 1/16 MOR x 1 1/16 MJIC Connector	85	618327	4	7/8 MOR x 3/4 MJIC Connector
39	611127	4	1/2 NPT x 90° x 3/4 MJIC Male Elbow	86	618302	4	1 5/16 MOR x 90° x 1 1/16 MJIC
40	611145	1	3/4 NPT x 3/4 MJIC Connector	87	615571	4	Hydraulic Tube Assembly-Rear Legs
41	610300	1	04C1T-06FJX-06FJX-78.0	88	618496	2	3/4 MOR x 45° x 9/16 MJIC Elbow
42	611204	5	04C1T-06FJX-06FJX-66.0	89	506303	2	1 1/4 NPT x 90° Elbow
43	611206	2	04C1T-06FJX-06FJX-169	90	506602	1	1 1/4 NPT x 2 1/2 Pipe Nipple
44	614159	1	04C1T-06FJX-06FJX-201.0				
45	614098	4					



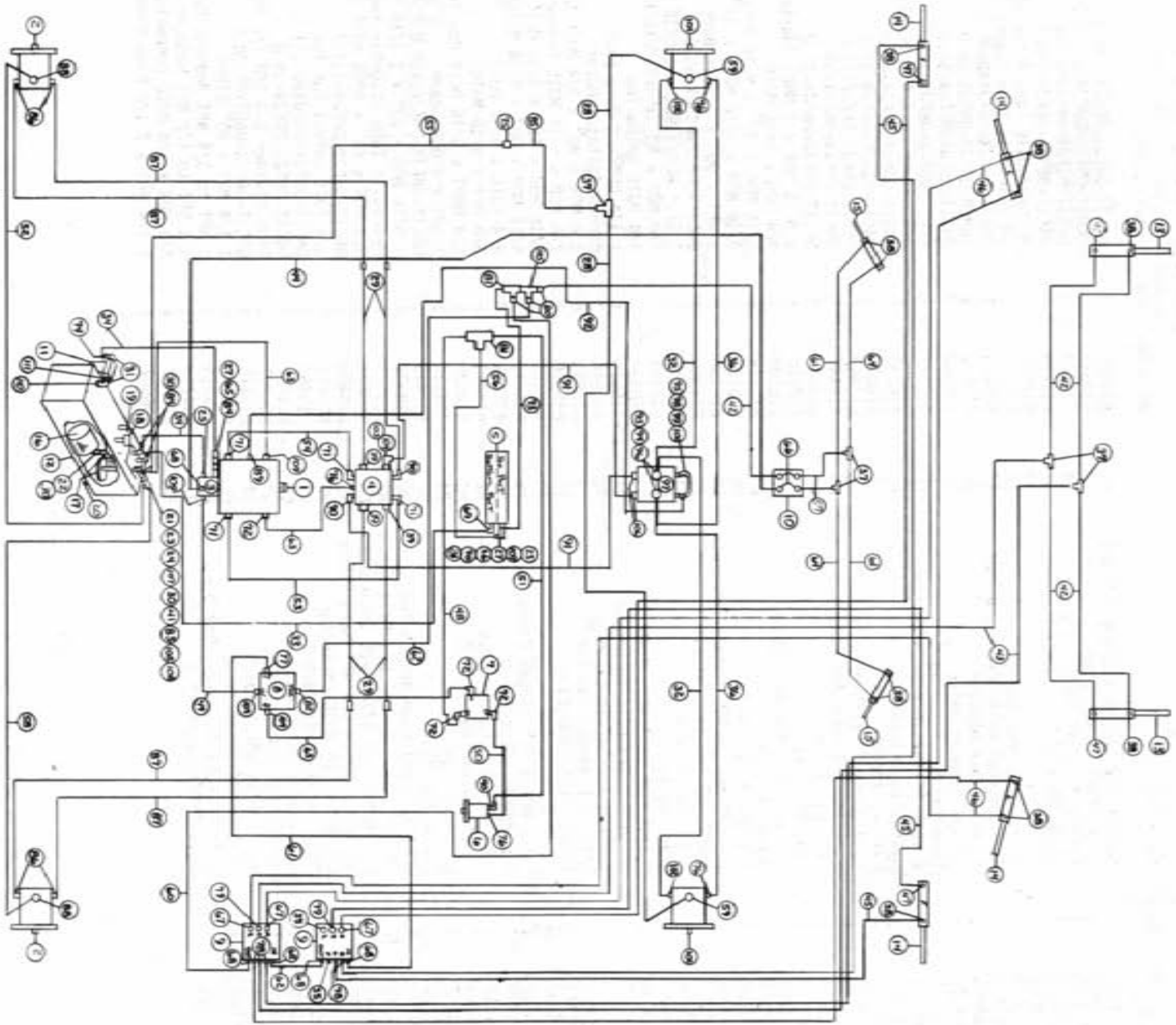
Wiring Diagram
No. 100-100-100-100
100-100-100-100
100-100-100-100
100-100-100-100

498176 - W/SUND 106 CHK Pump
 SERIAL NUMBER
 0158Y8001 THEU 0158Y8050

1984 8240 HYDRAULIC SCHEMATIC
 TWO-WHEEL DRIVE WITH AGITATION
 REFERENCE DRAWING NO.-498127 W/SUND 17 CHK. Pump

SERIAL NUMBER
 0158Z8001 THEU 0158Z8100
 0158B8001 THEU 0158B8100

Ref.	Part No.	Req.	Description	Ref.	Part No.	Req.	Description
1	606844	1	Sundstrand Series 23 Pump A-Mount	49	614546	1	08C1T-08FJX-08FJX-115.0
2	610030	2	Sundstrand Wheel Motor	50	614547	1	08C1T-08FJX-08FJX90-144.0
3	610091	1	Cessna Auxiliary Pump 1.24	51	614548	1	08C1T-08FJX-08FJX90-120.0
4	615003	1	Large Manifold	52	614549	1	06C1T-06FJX-06FJX-140.0
5	618088	1	Oil Cooler	53	615568	1	RH Hydraulic Tube Assembly
6	690249	1	Hypro Solution Pump	54	615569	1	LH Hydraulic Tube Assembly
7	606818	1	Flow Control 0-16 FCR51 w/Relief	55	615474	1	04C1T-06FJX-06FJX45-90.0
8	606861	1	Flow Divider BGR51.5	56	615590	1	10RLB-08FJX-08FJX-66.0
9	606585	2	Cessna 3-Spool Valve 3	57	615442	2	04C1T-06FJX-06FJX-55.0
10	610318	1	Steering Motor 6.2 in. 3	58	615449	1	06C1T-06FJX-06FJX-126.0
11	605601	1	Gresen Filter 10 Micron 40 GPM	59	610305	1	3/4 NPT-90 x 3/4 MJIC Elbow
12	760097	1	Hydraulic Oil Tank	60	616028	1	04C1A-06FJX-06FJX-47)
13	620499	2	Lift Cylinder	61	616026	3	04C1T-06FJX-06FJX-37.0
14	620052	4	Fold & Level Cylinder 2 in.	62	616042	2	04C1T-06FJX-06FJX-13.0
15	620145	2	Steering Cylinder Assembly 1.5 x 6.0	63	615465	3	08C1T-08FJX-08FJX-33
16	605600	1	Michigan Filter	64	616056	2	04C1T-06FJX-06FJX-32.0
17	605603	2	Line Diffuser	65	618090	2	1 5/16 MOR x 1 MNPT Adapter
18	611051	1	Pressure Cap 3/4 NPT 5lb.	66	618109	4	3/4 MOR x 9/16 MJIC
19	614453	1	Dipstick 8 in.	67	618119	5	9/16 MOR x 90 x 9/16 MJIC Elbow
20	501102	1	1/4 NPT Pipe Plug	68	618126	4	9/16 MOR x 9/16 MJIC x 37 Conn.
21	503000	1	1/2 NPT to 1/4 NPT Reducer Bushing	69	618138	4	1 NPT x 90 x 1 Hose Barb
22	505203	1	1 NPT x 4 in. Pipe Nipple	70	614368	1	08C1T-08FJX-08FJX-60.0
23	504702	2	3/4 Close Nipple	71	618178	7	1 5/16 MOR x 90 x 1 5/16 JIC Conn.
24	504955	2	3/4 Pipe Tee	72	618183	4	7/8 MOR x 90 x 3/4 MJIC Elbow
25	618336	1	1 1/16 MOR to 1 Hose Barb	73	618311	1	3/4 MJIC Union Tee
26	610300	1	3/4 NPT x 3/4 MJIC Connector	74	715664	1	1 1/4 NPT x 1 Hose Barb
27	505200	2	1 NPT x 90 Street Elbow	75	610044	2	Barnes Agitator Motor
28	618486	1	9/16 FJIC Swivel Run Tee	76	618241	6	3/4 MOR x 90 x 3/4 MJIC Elbow
29	611141	4	12TMM-12FJX-12MJ-53.0	77	618310	1	7/8 MOR x 9/16 MJIC Connector
30	505300	4	1 NPT x 90 Elbow	78	618425	5	9/16 MOR x 45 x 9/16 MJIC
31	506410	1	1 1/4 NPT x 90 Street Elbow	79	618440	3	9/16 MOR x 90 x 9/16 MJIC Long
32	611210	1	4C1T-06FJX-06FJX-156.0	80	618482	4	3/4 FJIC x 9/16 MJIC
33	601255	1	1 in. 2 Braided Red x 104.0	82	618011	1	3/8 NPT x 9/16 MJIC
34	601256	1	1 in. 2 Braided Red x 31.0	83	618520	1	1/4 MNPT x 9/16 MJIC Run Tee
35	610185	2	9/16 MOR Plug	84	714560	3	1 NPT x 1 Hose Barb
36	610186	2	1 1/16 MOR Plug	85	615445	1	06C1T-08FJX-08FJX-185.0
37	610193	5	9/16 MJIC Bulkhead Branch Tee	86	618302	1	1 5/16 MOR x 90 x 1 1/16 MJIC
38	611122	12	1/4 NPT x 90 x 9/16 NPT Male Tee	87	615571	4	Hydraulic Tube Assembly-Rear Legs
39	611127	4	1 1/16 MOR x 1 1/16 MJIC Connector	88	618496	2	06C1T-08FJX-08FJX-137.0
40	611145	1	1/2 NPT x 90 x 3/4 NPT Male Elbow	89	615456	1	06C1T-08FJX-08FJX-137.0
41	610300	1	3/4 NPT x 3/4 MJIC Connector	90	618451	2	3/4 FJIC Swivel Run Tee
42	611204	5	04C1T-06FJX-06FJX-78.0	91	615454	1	06C1T-08FJX-08FJX90-141.0
43	611206	2	04C1T-06FJX-06FJX-66.0	92	615473	1	06C1T-06FJX-08FJX-18.0
44	614159	1	04C1T-06FJX-06FJX-169	93	606827	1	Flow Divider 0-3 GPM 7/8 Ports
45	614098	4	04C1T-06FJX-06FJX-201.0	94	615475	1	04C1T-06FJX-06FJX45-78.0
46	614154	4	04C1T-06FJX-06FJX-221.0	95	506303	1	1 1/4 NPT x 90 Elbow
47	614365	4	Restrictor ET Assembly .042 Dia.	96	505213	2	1 NPT to 3/4 NPT Reducer Bushing
48	614382	1	08C1T-08FJX-08FJX-40.0	97	504210	1	3/4 NPT to 1/2 NPT Reducer Bushing
				98	618327	4	7/8 MOR x 3/4 MJIC Connector
				99	506602	1	1 1/4 NPT x 2 1/2 Pipe Nipple

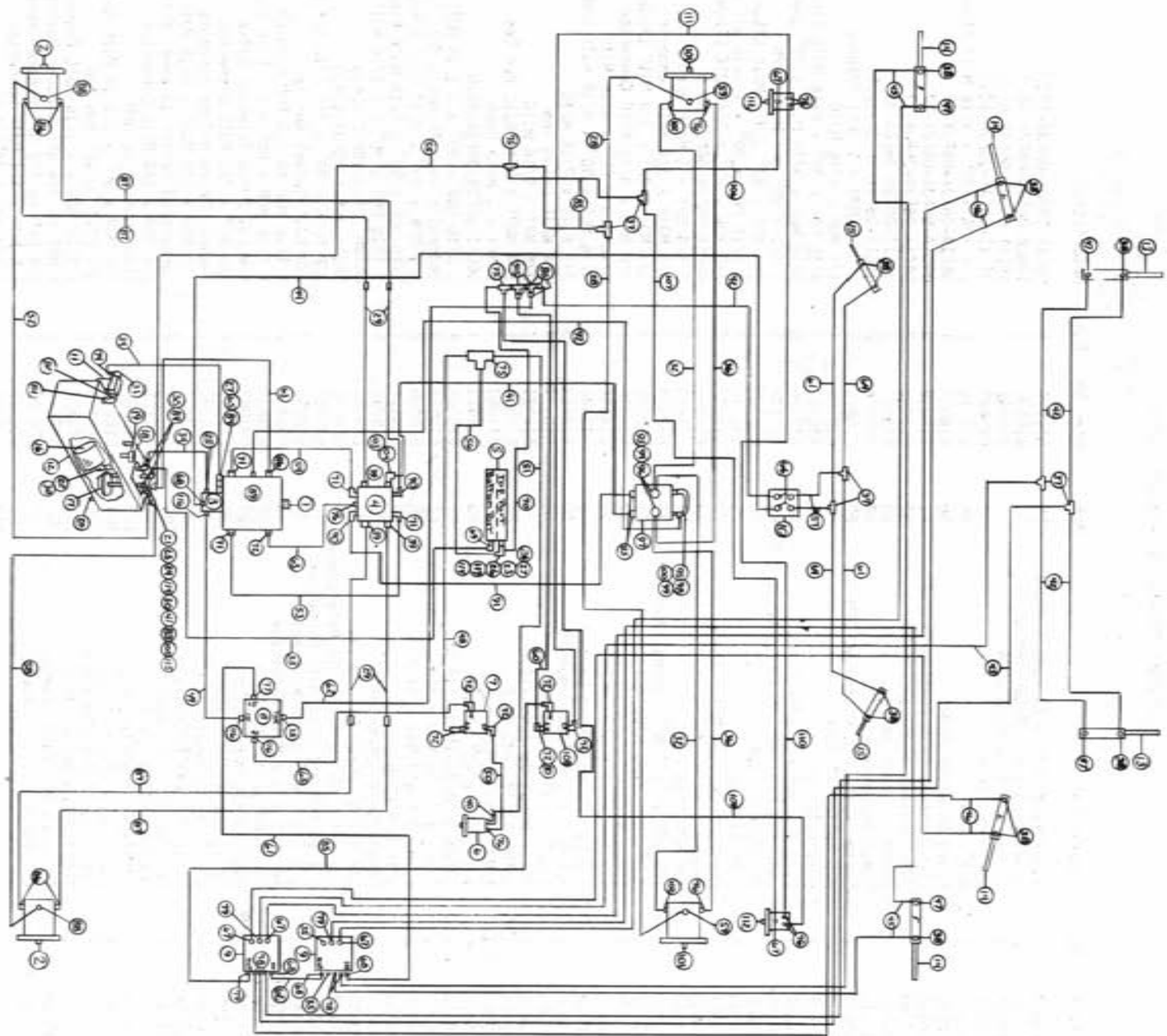


47874 - w/ SUND 106 CHS Pump
 SERIAL NUMBER
 07584800 / THRU 07584850

1984 8240 HYDRAULIC SCHEMATIC
 FOUR-WHEEL DRIVE WITHOUT AGITATION
 REFERENCE DRAWING NO.-498125

Ref.	Part No.	Req.	Description	Ref.	Part No.	Req.	Description
1	606844	1	Sundstrand Series 23 Pump A-Mount	55	614425	1	08C1T-08FJX-08FJX-132.0
2	610030	1	Sundstrand Wheel Motor Series 18	56	615590	1	10R1B-08FJX-08FJX-66.0
3	610091	2	Cessna Auxiliary Pump 1.24	57	615442	2	04C1T-06FJX-06FJX-55.0
4	615003	1	Large Manifold	58	615449	1	06C1T-06FJX-06FJX-126.0
5	618088	1	011 Cooler	59	618115	2	3/4 MOR x 90° x 9/16 MJIC Elbow
6	690249	1	Hypno Solution Pump	60	616028	1	04C1A-06FJX-06FJX-47
7	606818	1	Flow Control 0-16 FCR51 w/Relief	61	616026	3	04C1A-06FJX-06FJX-37
8	606861	1	Flow Divider BGR51.5	62	616042	2	04C1A-06FJX-06FJX-13
9	606585	2	Cessna 3-Spool Valve 3	63	615465	3	08C1T-08FJX-08FJX-33
10	610318	1	Steering Motor 6.2 in.	64	616056	2	04C1T-06FJX-06FJX-32.0
11	605601	1	Gresen Filter 10 Micron	65	618090	1	1 5/16 MOR x 1 MNPT Adapter
12	760097	1	Hydraulic 011 Tank	66	618109	2	3/4 MOR x 9/16 MJIC
13	620499	2	Life Cylinder	67	618119	3	3/4 MOR x 9/16 MJIC Elbow
14	620052	4	Fold & Level Cylinder 2 in.	68	618126	5	9/16 MOR x 9/16 MJIC x 37° Connector
15	620145	2	Steering Cylinder Assembly 1.5 x 6.0	69	618138	1	1 NPT x 90° x 1 Hose Barb
16	605600	2	Line Diffuser	70	610305	1	3/4 NPT x 90° x 3/4 MJIC Elbow
17	605603	2	Pressure Cap 3/4 NPT 5 Lb.	71	618178	4	1 5/16 MOR x 90° x 1 5/16 JIC Conn.
18	611051	1	Dipstick 8 in.	72	618183	4	7/8 MOR x 90° x 3/4 MJIC Elbow
19	614453	1	1/4 NPT Pipe Plug	73	614368	1	08C1E-08FJX-08FJX-60.0
20	501102	1	1/2 NPT to 1/4 NPT Reducer Bushing	74	715664	1	1 1/4 NPT x 1 Hose Barb
21	503000	1	1 NPT x 4 Pipe Nipple	75	618314	1	3/4 MJIC x 3/4 MJIC Connector
22	505203	1	Close Nipple	76	618241	4	3/4 MOR x 90° x 3/4 MJIC Elbow
23	504702	2	3/4 NPT Pipe Tee	77	618310	5	7/8 MOR x 9/16 MJIC Connector
24	504955	2	3/4 NPT MOR to 1 Hose Barb	78	618425	5	9/16 MOR x 45° x 9/16 MJIC
25	618336	1	3/4 NPT x 90° MJIC Connector	79	618440	2	9/16 MOR x 90° x 9/16 MJIC Long
26	610300	1	1 NPT x 90° Street Elbow	80	618482	3	3/4 MJIC Union Tee
27	505200	2	06C1T-06FJX-06FJX45-112.0	81	618311	2	3/8 NPT x 9/16 MJIC
28	615450	2	12TWM-12FJX-12MJ-53.0	82	618011	1	1/4 MNPT x 9/16 MJIC Run Tee
29	611141	4	1 NPT x 90° Elbow	83	618520	1	06C1T-06FJX-08FJX-18.0
30	505300	4	1 1/4 NPT x 90° Elbow	84	714560	3	1 5/16 MOR x 90° x 1 1/16 MJIC
31	506410	1	08TWM-08FJX90-10FJX-114.0	85	615473	4	Hydraulic Tube Assembly-Rear Legs
32	615426	2	1 in. 2 Braided Red x 104.0	86	618302	4	7/16 MOR x 90° x 9/16 MJIC Elbow
33	601255	1	9/16 MOR Plug	87	615571	2	1 1/16 MOR x 90° x 1 1/16 MJIC Elbow
34	601256	2	08TWM-08FJX-10FJX-107.0	88	618496	4	08TWM-12FJX-12FJX-126.0
35	610185	2	3/8 NPT Bulkhead Branch Tee	89	618114	1	04C1T-06FJX-06FJX-119.0
36	615427	2	1/4 NPT x 90° x 9/16 MJIC Male Elbow	90	618248	2	7/8 FJIC Swivel Run Tee
37	610193	5	1/2 NPT x 90° x 3/4 MJIC Male Elbow	91	615589	2	7/8 FJIC Swivel Run Tee
38	611122	12	3/4 NPT x 3/4 MJIC Connector	92	614076	1	7/8 FJIC Swivel Run Tee
39	611127	3	1/2 NPT x 90° x 3/4 MJIC Male Elbow	93	618301	2	1 1/16 MOR to 7/8 FOR Reducer
40	611145	1	04C1T-06FJX-06FJX-78.0	94	618333	2	1 1/16 MOR x 90° x 7/8 FJIC Swivel
41	610300	1	04C1T-06FJX-06FJX-66.0	95	618132	2	4-Wheel Drive Selector Valve
42	611204	5	04C1T-06FJX-06FJX-159	96	618535	2	4-Wheel Drive Selector Valve
43	611206	2	04C1T-06FJX-06FJX-201.0	97	606003	1	4-Wheel Drive Selector Valve
44	614159	1	04C1T-06FJX-06FJX-221.0	98	614126	1	4-Wheel Drive U-Tube Assembly
45	614098	4	Restrictor ET Assembly .042 Dia.	99	614198	2	7/8 MOR x 7/8 MJIC Connector
46	614154	4	08C1T-08FJX-08FJX-40.0	100	618287	1	7/8 MOR x 7/8 MJIC Connector
47	614365	4	08C1T-08FJX-08FJX-115.0	101	610029	2	Sundstrand Series 15 Wheel Motor
48	614382	1	08C1T-08FJX-08FJX90-144.0	102	611125	2	Flow Control 16 GPM
49	614546	1	08C1T-08FJX-08FJX90-120.0	103	610028	1	7/8 MOR x 90° x 1 1/16 MJIC Connector
50	614547	1	06C1T-06FJX-06FJX-140.0	104	618279	1	3/4 FJIC Swivel Run Tee
51	614548	1	RH Hydraulic Tube Assembly	105	618451	2	1 1/16 MOR x 1 1/16 MJIC Connector
52	614549	1	LH Hydraulic Tube Assembly	106	611127	2	1 NPT to 3/4 NPT Reducer Bushing
53	615568	1		107	505213	2	3/4 NPT to 1/2 NPT Reducer Bushing
54	615569	1		108	504210	1	7/8 MOR x 3/4 MJIC Connector
				109	618327	4	1 1/4 NPT x 90° Elbow
				110	506303	1	1 1/4 NPT x 2 1/2 Pipe Nipple
				111	506602	1	

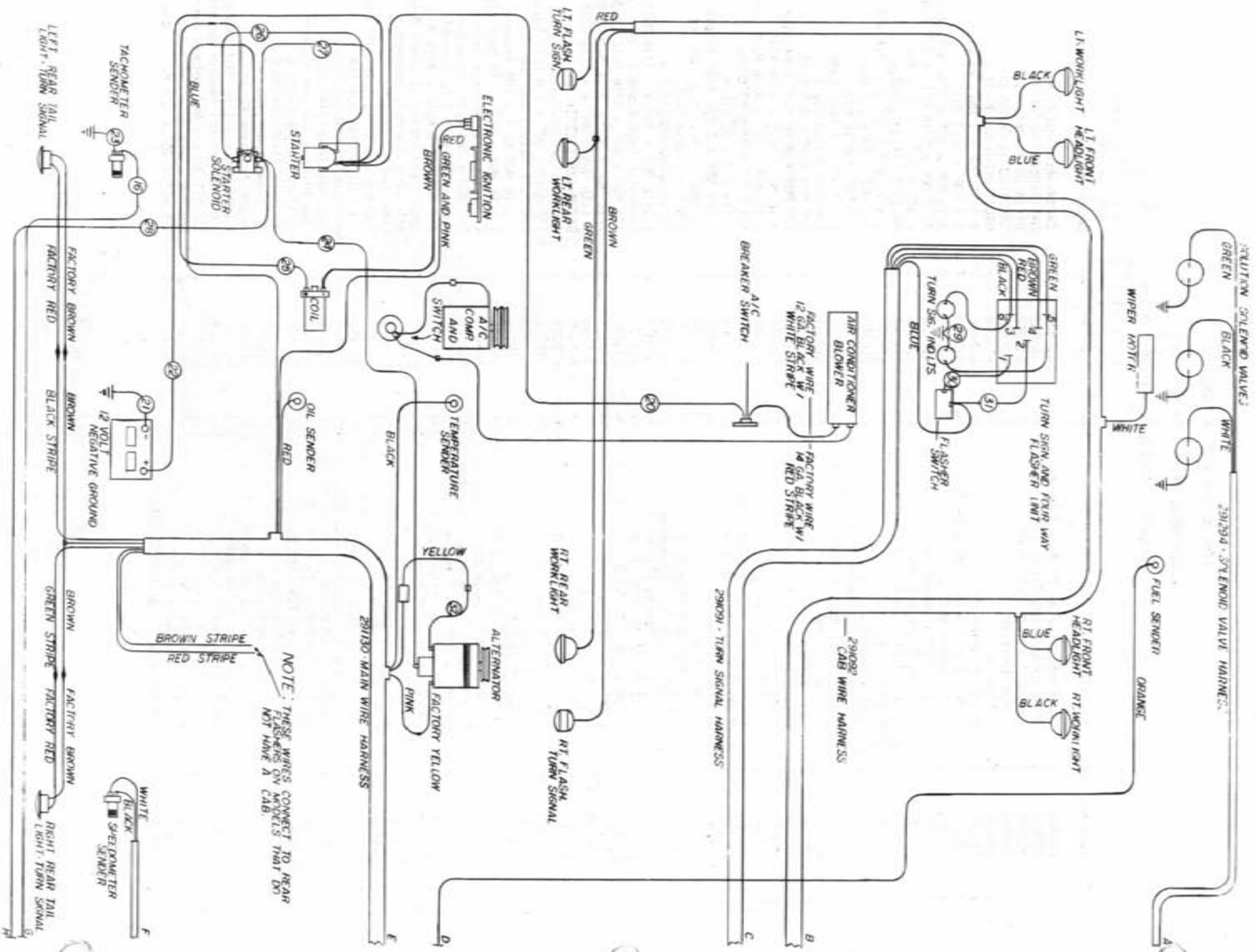
w/ SUND 117 CHS Pump
 SERIAL NUMBER
 07582800 / THRU 07582850



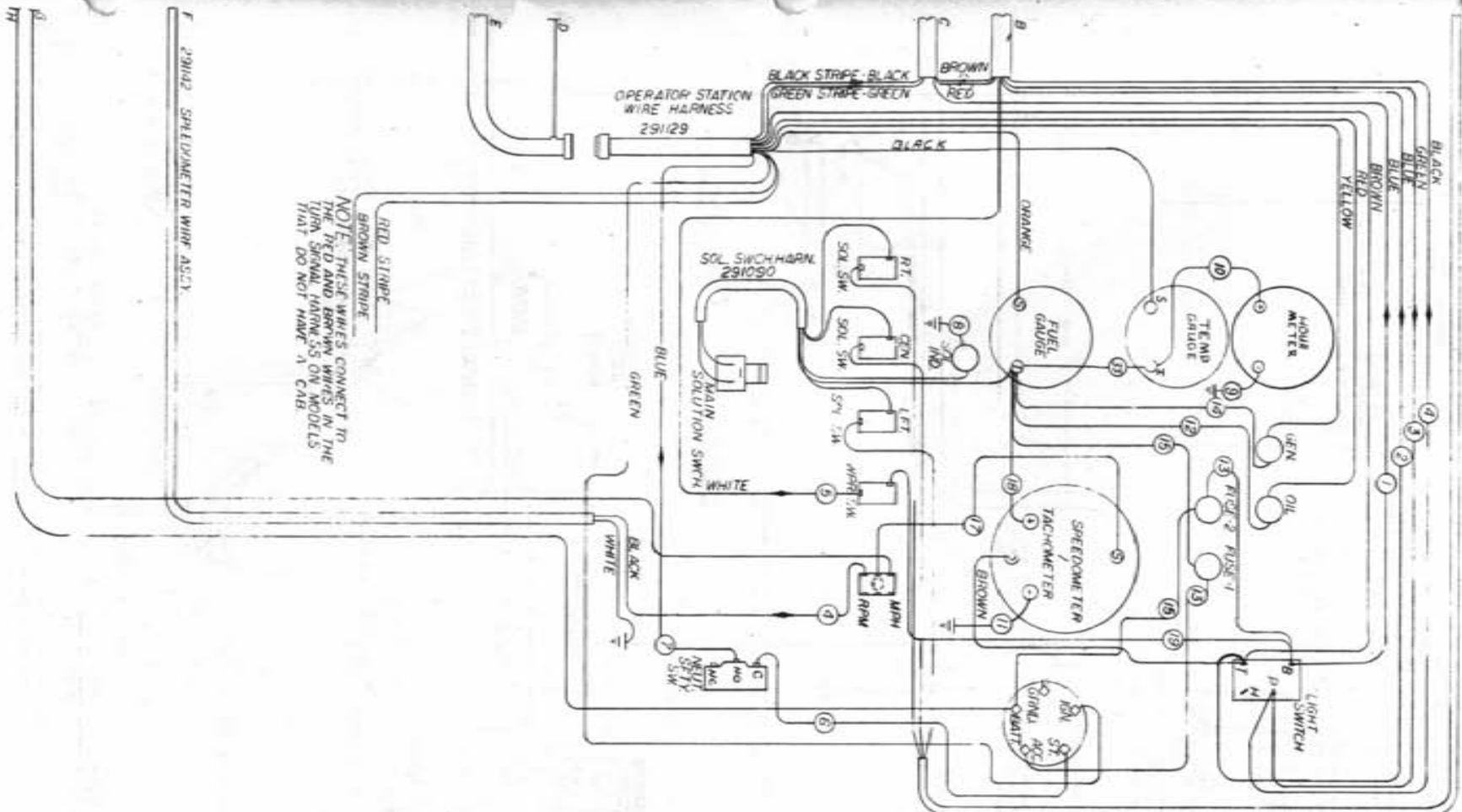
798175 - W/5UND 100L CND PUMP
 SERIAL NUMBER
 0758V8001 TRAU 0758V8001

1984 8240 HYDRAULIC SCHEMATIC
 FOUR-WHEEL DRIVE WITH AGITATION
 REFERENCE DRAWING NO.-498126 w/5und 17 CND Pump
 SERIAL NUMBER
 07582P001 TRAU 07582P000
 07583P001 TRAU 07583P000

Ref.	Part No.	Req.	Description	Ref.	Part No.	Req.	Description
1	606944	1	Sundstrand Series 23 Pump A-Mount	60	616028	1	04CIA-06FJX-06FJX-47
2	610030	2	Sundstrand Wheel Motor	61	616026	3	04CIA-06FJX-06FJX-37
3	610091	1	Cassa Auxillary Pump 1.24	62	616042	2	04CIA-06FJX-06FJX-13
4	615003	1	Large Manifold	63	615465	3	08C1T-08FJX-08FJX-33
5	618088	1	Oil Cooler	64	616056	2	04C1T-06FJX-06FJX-32.0
6	690249	1	Hydro Solution Pump	65	618090	1	1/5/16 MOR x 1 MNPT Adapter
7	606818	1	Flow Control 0-16 FCR51 w/Relief	66	618109	4	3/4 MOR x 9/16 MJIC
8	606861	1	Flow Divider BGR51.5	67	618119	5	9/16 MOR x 90 x 9/16 MJIC Elbow
9	606585	2	Cassa 3-Spool Valve 3	68	618126	4	9/16 MOR x 9/16 MJIC x 37° Connector
10	610318	1	Steering Motor 6.2 in.	69	618138	1	1 NPT x 90° x 1 Hose Barb
11	605601	1	Gresen Filter 10 Micron 40 GPM	70	614368	1	08C1T-08FJX-08FJX-60.0
12	760097	1	Hydraulic Oil Tank	71	618178	4	1/5/16 MOR x 90° x 1/5/16 JIC Conn.
13	620499	2	Lift Cylinder	72	618183	7	7/8 MOR x 90° x 3/4 MJIC
14	620052	4	Fold & Level Cylinder 2 in.	73	618011	1	3/8 NPT x 9/16 MJIC
15	620145	2	Steering Cylinder Assembly 1.5 x 6.0	74	715664	1	1/1/4 NPT x 1 Hose Barb
16	605600	2	Michigan Filter	75	618311	3	3/4 MJIC Union Tee
17	605603	2	Line Diffuser	76	618241	8	3/4 MOR x 90 x 3/4 MJIC
18	611051	1	Pressure Cap 3/4 NPT 5Lb.	77	618310	2	7/8 MOR x 9/16 MJIC Connector
19	614453	1	Dipstick 8 in.	78	618425	5	9/16 MOR x 45 x 9/16 MJIC
20	501102	1	1/4 NPT Pipe Plug	79	618440	4	9/16 MOR x 90° x 9/16 MJIC Long
21	503000	1	1/2 NPT x 1/4 NPT Reducer Bushing	80	618482	3	3/4 FJIC x 9/16 MJIC
22	505203	1	1 NPT x 4 in. Pipe Nipple	81	506303	1	1/1/4 NPT x 90° Elbow
23	504702	2	3/4 Close Nipple	82	506602	1	1/1/4 NPT x 2 1/2 Pipe Nipple
24	504955	2	3/4 NPT Pipe Tee	83	618520	1	1/4 MNPT x 9/16 MJIC Run Tee
25	618336	1	1 1/16 MOR to 1 Hose Barb	84	714560	3	1 NPT x 1 Hose Barb
26	610300	1	3/4 NPT x 3/4 MJIC Connector	85	615473	3	06C1T-06FJX-08FJX-18.0
27	505200	2	1 NPT x 90 Street Elbow	86	618302	4	1/5/16 MOR x 90° x 1 1/16 MJIC
28	615450	2	06C1T-06FJX-06FJX45-112.0	87	615571	4	Hydraulic Tube Assembly-Rear Legs
29	611141	4	12TM-12FJX-12MJ-53.0	88	618496	2	3/4 MOR x 45° x 9/16 MJIC Elbow
30	505300	4	1 NPT x 90 Elbow	89	618114	1	7/16 MOR x 90° x 9/16 MJIC Elbow
31	506410	2	1 1/4 NPT x 90 Elbow	90	618248	2	1 1/16 MOR x 90° x 1 1/16 MJIC Elbow
32	615426	2	081MM-08FJX90-10FJX-114.0	91	615589	2	081MM-12FJX-12FJX-126.0
33	601255	1	1 in. 2 Braid Red x 104.0	92	614076	1	04C1T-06FJX-06FJX-119.0
34	601256	2	1 in. 2 Braid Red x 31.0	93	618301	1	7/8 FJIC x 90° x 7/8 FJIC Swivel
35	610185	2	9/16 MOR Plug	94	618333	2	7/8 FJIC Swivel Run Tee
36	615427	2	081MM-08FJX-10FJX-107.0	95	618132	2	1 1/16 MOR to 7/8 FOR Reducer
37	610193	6	3/8 NPT Bulkhead Branch Tee	96	618535	2	1 1/16 MOR x 90° x 7/8 MJIC Elbow
38	611122	12	1/4 NPT x 90 x 9/16 NPT Male Elbow	97	606003	1	4-Wheel Drive Selector Valve
39	611127	3	1 1/16 MOR x 1 1/16 MJIC Connector	98	611126	1	7/8 MOR x 7/8 MJIC Connector
40	611145	1	1/2 NPT x 90° x 3/4 NPT Male Elbow	99	614198	1	4-Wheel Drive U-Tube Assembly
41	610300	1	3/4 NPT x 3/4 MJIC Connector	100	618287	1	7/8 MOR x 7/8 MJIC x 9/16 MJIC Tee
42	611204	5	04C1T-06FJX-06FJX-78.0	101	610029	2	Sundstrand Series 15 Wheel Motor
43	611206	2	04C1T-06FJX-06FJX-66.0	102	611125	2	3/4 MOR x 3/4 MJIC Connector
44	614159	1	04C1T-06FJX-06FJX-169	103	610028	1	Flow Control 16 GPM
45	614098	4	04C1T-06FJX-06FJX-201.0	104	618279	1	7/8 MOR x 90° x 1 1/16 MJIC Connector
46	614154	4	04C1T-06FJX-06FJX-221.0	105	618451	3	3/4 FJIC Swivel Run Tee
47	614355	4	Restrictor El Assembly .042 Dia.	106	615474	1	04C1T-06FJX-06FJX45-90.0
48	614382	1	08C1T-08FJX-08FJX-40.0	107	615475	1	04C1T-06FJX-06FJX45-78.0
49	614546	1	08C1T-08FJX-08FJX-115.0	108	615475	1	Flow Divider 0-3 GPM //8 Ports
50	614547	1	08C1T-08FJX-08FJX90-144.0	109	615456	1	06C1T-08FJX-08FJX-137.0
51	614548	1	08C1T-08FJX-08FJX90-120.0	110	615455	1	06C1T-08FJX-08FJX-185.0
52	614549	1	06C1T-06FJX-06FJX-140.0	111	615454	1	06C1T-08FJX-08FJX90-147.0
53	615568	1	RH Hydraulic Tube Assembly	112	610044	2	Barnes Agitator Motor
54	615569	1	LH Hydraulic Tube Assembly	113	611127	2	1 1/16 MOR x 1 1/16 MJIC Connector
55	614425	1	08C1T-08FJX-08FJX-132.0	114	505213	2	1 NPT to 3/4 NPT Reducer Bushing
56	615590	1	10RLB-08FJX-08FJX-66.0	115	504210	3	3/4 NPT to 1/2 NPT Reducer Bushing
57	615442	2	04C1T-06FJX-06FJX-55.0	116	618327	4	7/8 MOR x 3/4 MJIC Connector
58	615449	1	06C1T-06FJX-06FJX-126.0	117	610305	1	3/4 NPT x 90° x 3/4 MJIC Elbow
59	618115	2	3/4 MOR x 90° x 9/16 MJIC Elbow				



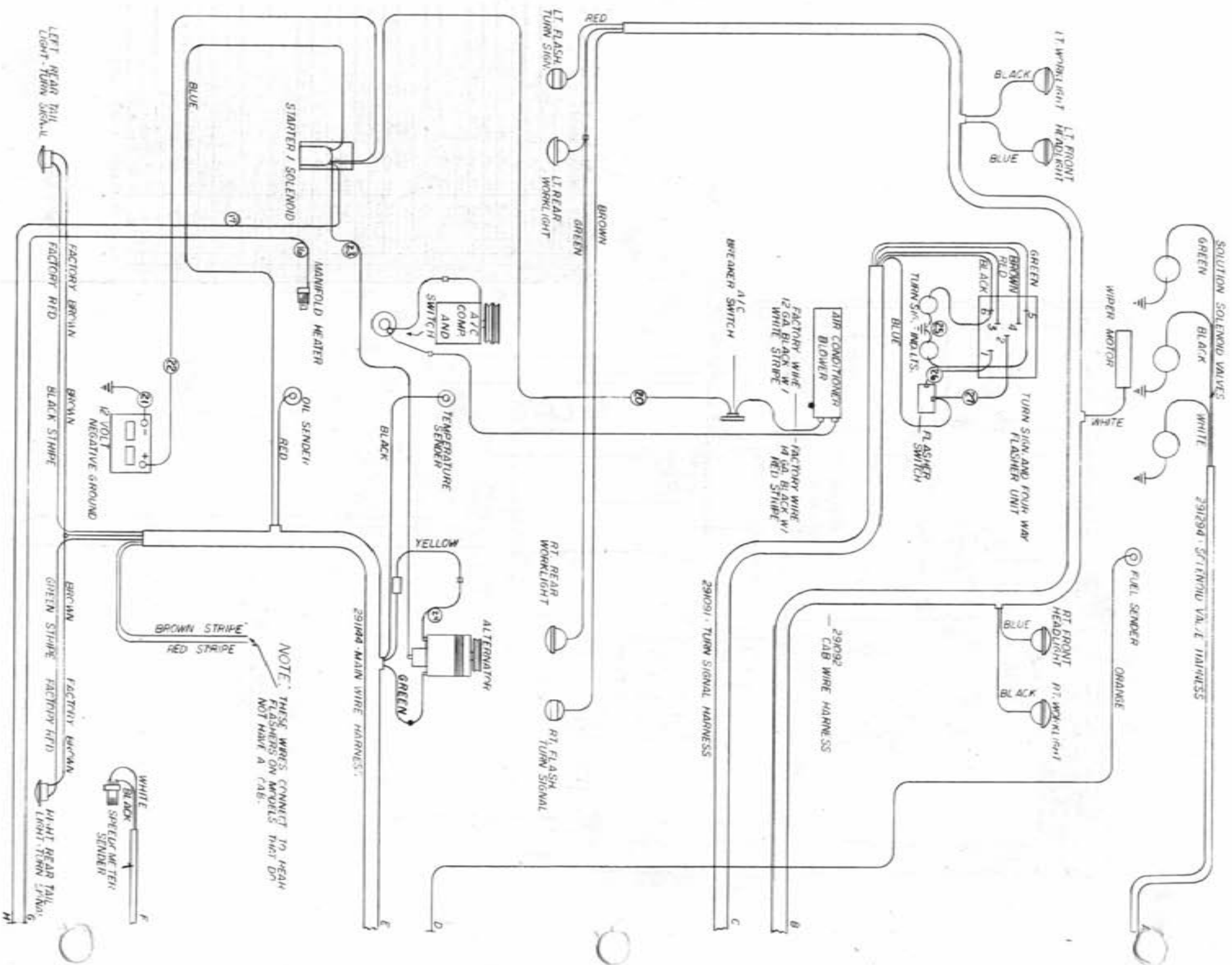
NOTE: THESE WIRES CONNECT TO REAR TUBES ON MODELS THAT DO NOT HAVE A CAB.

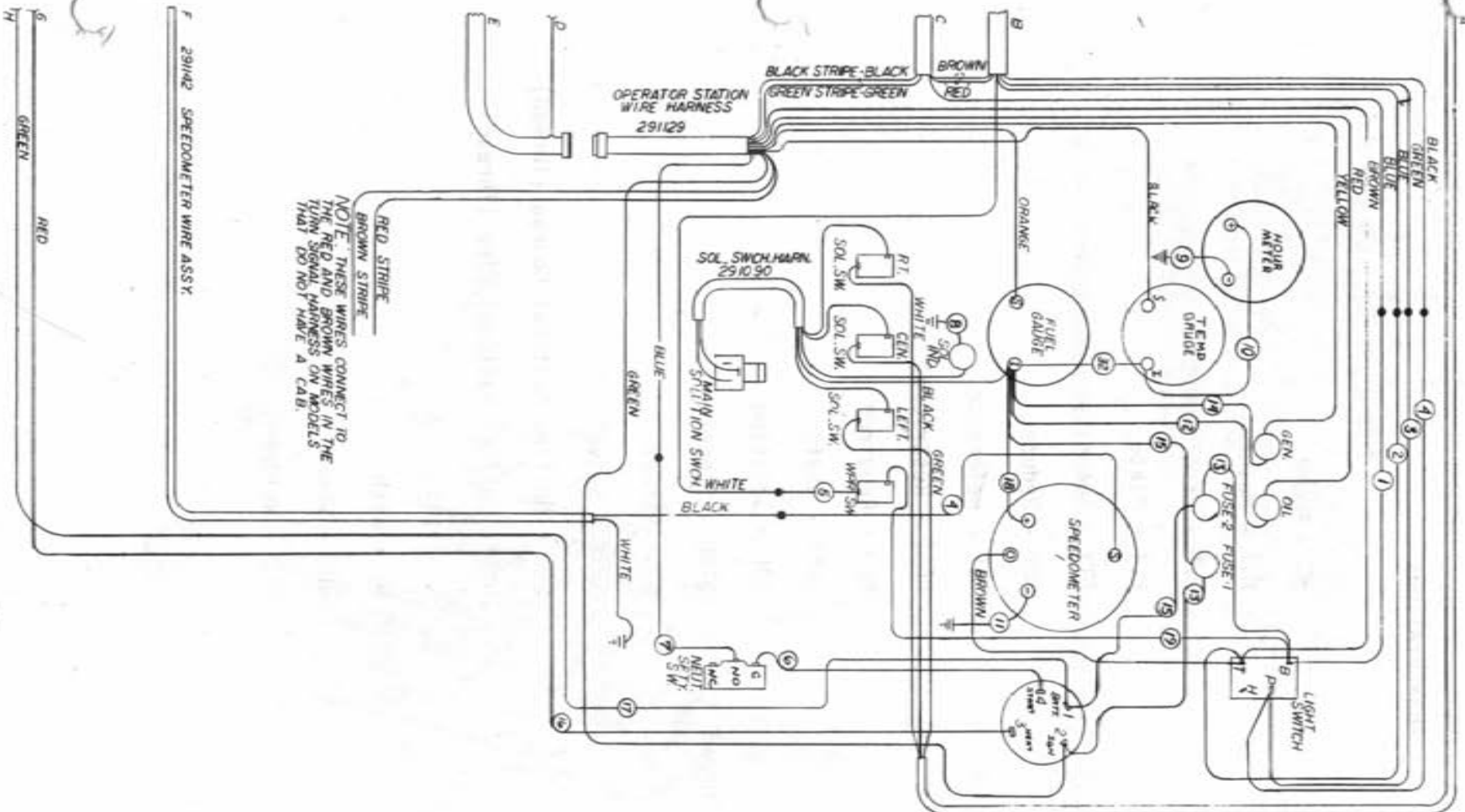


331/291435	16 GA. YEL. X 6"
331/291447	14 GA. YELLOW X 8"
311/291103	14 GA. P.D. X 41"
301/291108	14 GA. BLUE X 41"
292/291107	14 GA. BLUE X 3"
291/291454	14 GA. X 171"
271/291278	10 GA. P.D. X 121"
261/291276	10 GA. BL. X 141"
251/291441	14 GA. P.D. X 131"
241/291453	10 GA. BLUE X 53"
231/291277	16 GA. B.D. X 141"
221/291128	48" BATTERY CABLE
201/291141	10 GA. BATTERY CABLE
191/291442	14 GA. P.D. X 121"
181/291484	14 GA. P.D. X 221"
171/291476	16 GA. P.D. X 141"
161/291460	16 GA. BLUE X 159"
152/291443	14 GA. P.D. X 91"
141/291442	16 GA. P.D. X 91"
121/291440	16 GA. P.D. X 141"
111/291421	12 GA. P.D. X 141"
101/291140	16 GA. WHITE X 141"
91/291139	16 GA. WHITE X 141"
81/291138	16 GA. WHITE X 71"
71/291137	14 GA. BLUE X 61"
61/291136	14 GA. BLUE X 121"
51/291135	14 GA. WHITE X 51"
31/291134	14 GA. BLUE X 51"
21/291132	14 GA. BLUE X 51"
11/291131	14 GA. BLUE X 101"

MINING DIVISION - 82710 - GAS

49R132





221/291435	16 GA. RED X 6"
311/291109	14 GA. RED X 4"
241/291108	14 GA. BLUE X 4"
252/291107	14 GA. BLUE X 3"
241/291147	14 GA. YELLOW X 8"
231/290081	12" SATELITE CABLE
221/290082	56" BATTERY CABLE
211/290111	GROUND STRAP
201/291141	10 GA. WHITE X 135"
19	291422 14 GA. RED X 12"
181/291424	14 GA. RED X 2.5"
171/291146	10 GA. GREEN X 110"
161/291145	12 GA. RED X 130"
152/291443	14 GA. RED X 10"
141/291442	16 GA. RED X 9"
132/291441	14 GA. GREEN X 9"
121/291440	16 GA. RED X 6"
111/291421	16 GA. GREEN X 6"
101/291420	16 GA. WHITE X 6"
91/291139	16 GA. WHITE X 16"
81/291138	16 GA. WHITE X 10"
71/291137	14 GA. BLUE X 6"
61/291136	14 GA. BLUE X 12"
51/291135	14 GA. WHITE X 5"
42/291134	14 GA. BLACK X 5"
31/291133	14 GA. GREEN X 5"
21/291132	14 GA. BLUE X 5"
11/291131	14 GA. BLUE X 10"

WIRING DIAGRAM - 8240 DIESEL

498133

ABBREVIATIONS

A/C - Air Conditioner	MT - Mount
ADPTR - Adapter	MTR - Motor
AGI - Agitator	P/N - Part Number
ALT - Alternator	PLT - Plate
ASSY - Assembly	QTY - Quantity
BRKT - Bracket	RED - Reducer
DET - Detail	REF - Reference
DISPL - Displacement	REST - Restrictor
EL - Elbow	REQ - Required
EXT - Extension	SHFT - Shaft
FLO - Flow	SOL - Solution
FNPT - Female National Pipe Thread	STRG - Steering
FOR - Female O-ring	ST - Street
FRT - Front	SMIV - Swivel
HYD - Hydraulic	UNC - Unified National Course (Thread)
HYDR0 - Hydrostatic	UNF - Unified National Fine (Thread)
LG - Long	V - Volt
LWR - Lower	W/ - With
MJIC - Male J. I. C.	WHL - Wheel
MOR - Male O-ring	WLD - Weldment

INDEX

A

Adaptor, Fan..... 6
 Agitator,
 Impeller..... 36
 Jet..... 40
 Shaft..... 36
 Variable Flow Control..... 33
 Air Cleaner..... 15
 Band..... 15
 Clamp..... 7
 Filter..... 15
 Hose..... 15
 Air Conditioner,
 Compressor..... 9
 Condensor..... 9
 Dryer..... 9
 Evaporator..... 26
 Housing Mount..... 26
 Air Intake..... 13
 Tube..... 6,7,15
 Air Slide..... 26
 Air Stack Cap..... 15
 Alternator..... 5,6
 Adjustment Arm..... 6
 Bushing..... 4
 Mount..... 6
 Sheave..... 6
 Spacer..... 6
 Anchor, Rubber Hook..... 41
 Angle, Cab Keeper..... 24
 Arm,
 Extension..... 7
 Steering..... 16,17
 Wiper..... 24

B

Back Panel..... 41
 Ball Joint..... 25
 Ball Valve..... 37,39,40
 Band,
 Air Cleaner..... 15
 Tank..... 40
 Battery..... 8
 Box..... 8
 Cable..... 7,8
 Hold Down..... 8
 Support..... 8
 Bearing..... 16,36
 Cone..... 16
 Liner..... 6,17

Bearing,

 Nylon..... 43
 Tank Gland..... 36
 Belt..... 4,6,9
 Belting, Tan..... 15
 Blade, Wiper..... 24
 Brace,
 Catwalk..... 40
 Step..... 25
 Bracket,
 A/C Dryer..... 9
 Exhaust Pipe..... 14
 Feeder Tee..... 43
 Rear View Mirror..... 28
 Rubber Hook..... 13,41
 Throttle Cable..... 7
 Brake,
 Cable..... 18,25
 Disc..... 18
 Lever..... 25
 Mount Hub..... 18
 Pad..... 18
 Retainer Clip..... 18
 Sensor Mount..... 18
 Break-Away Hinge..... 42
 Boom..... 43
 Break-Away Spring..... 43
 Hinge Pin..... 42
 Bushing,
 Alternator..... 4
 Clevis..... 43
 Cylinder Mount..... 42

C

Cab..... 24
 Door..... 27
 Glass..... 24,27
 Keeper Angle..... 24
 Roof..... 26,28
 Roof Gusset..... 26
 Cable,
 Battery..... 7,8
 Brake..... 18,25
 Hydrostatic..... 25
 Mount, Throttle..... 5
 Solenoid..... 4
 Throttle..... 25
 Canopy..... 28
 Deflector Shield..... 28
 Cap,
 Air Stack..... 15
 Fuel..... 22

Cap,	
Pressure.....	23
Radiator.....	12
Rain.....	14
Steering Wheel.....	34
Carriage Pivot Pin.....	37, 40
Catwalk.....	40
Cessna,	
Pump.....	11
3-Spool Valve.....	30
3-Spool Valve Mount.....	30
Chain, Safety.....	48
Choke Control.....	29
Clevis,	
Bushings.....	43
Hook.....	48
Clip, Brake Retainer.....	18
Connector Link Clip.....	30
Console.....	29
Control Head Hydrostatic.....	25
Cover,	
Front Hose.....	41
Plate, VFC.....	29
Steering Column.....	34
Work Light.....	24, 28
Cradle, Polytank.....	40
Crank Pulley.....	6
Crop,	
Guide.....	47
Shield.....	47
Cylinder,	
Fold.....	42, 45
Level.....	42, 45
Lift.....	42, 44
Mount Bushing.....	42
Mount, Fold.....	42
Steering.....	20
D	
Diffuser.....	23
Dimmer Switch.....	25
Dipstick, Oil.....	23
Disc,	
Brake.....	18
Friction.....	25
Speedometer Sensor.....	18
Door,	
Cab.....	27
Catch Slide.....	27
Panel Foam.....	27
Drain Cock.....	12
Drive, A/C.....	9

E	
Engine.....	4, 5, 6, 7
Hood.....	41
Hood Prop.....	41
Isolator.....	4
Mount.....	4, 6
Oil Cooler.....	5
Pad.....	25
Exhaust Pipe.....	14
Flange.....	14
Bracket.....	14
Extension, Slide Plate.....	41
Evaporator, Air Conditioner.....	26

F	
Fan,	
Adaptor.....	6
Spacer.....	6
Feeder Tee Mounting Bracket.....	43
Filler Ring.....	7
Filter,	
Air Cleaner.....	15
Element.....	23
Gresen.....	23
Michigan.....	23
Flasher Light.....	24, 28
Flasher Switch.....	34
Flow Control.....	10
Lever.....	33
Mount.....	33
Flow Divider.....	32
Foam.....	27, 28, 35
Fold Cylinder.....	42, 45
Keeper.....	42
Mount.....	42
Friction Disc.....	25
Front Leg.....	16, 17
Fuel,	
Gauge.....	29
Sender.....	22
Shut Off Connect.....	5
Shut Off Pivot.....	5
Tank.....	22
Fuse.....	29
Holder.....	29
G	
Gas Cap.....	22
Gasket,	
Charge Pump.....	11

Gasket,	Receiver Plate.....	23
	Tank Lid.....	37
Gauge,	Fuel.....	29
	Pressure.....	38
	Temperature.....	29
Glass.....		24, 27
Governor.....		7
Control Rod.....		7
Mount.....		7
Grease Zerk.....		13, 17, 42
Gresen,		
Filter.....		23
Selector Valve.....		31
Grommet, Rubber.....		28, 43
Ground Strap.....		5, 8, 25
Gusset, Cab Roof.....		26

H

Handle, 3-Spool Valve.....	30
Handrail,	
Engine Hood.....	41
Ladder.....	46
Hanger, Nozzle Mount Tube.....	42
Heat Shield.....	6, 14
Hinge,	
Break-Away.....	42
Pin-Boom.....	42
Hitch, Tow Bar.....	48
Hold Down, Battery.....	8
Holder, Fuse.....	29
Hood,	
Handrail.....	41
Engine.....	41
Prop, Engine.....	41
Hook,	
Clevis.....	48
Rubber.....	41
Hose,	
Air Cleaner.....	15
Cover, Front.....	41
Radiator.....	6
Shield, Front.....	41
Hour Meter.....	29
Hub.....	16
Brake Mount.....	18
Cap.....	16
Taper Lock.....	18
Torque.....	17, 18
Hydraulic,	
Manifold.....	10

Hydraulic,

Motor.....	17, 18, 34, 36
Oil Tank.....	23
Relief Valve.....	10
Tube.....	10, 18
Hypro Pump.....	39
Hydrostatic,	
Cable.....	25
Pump.....	11
Hydrostatic Control,	
Head.....	25
Mount.....	25

I

Ignition Switch.....	29
Impeller, Agitator.....	36
Indicator Light.....	29, 34
Sun Shield.....	29
Isolator, Engine.....	4

J

Jet Agitator.....	40
Joint, Ball.....	25
Journal Bearing Liner.....	16, 17

K

Keeper,	
Angle, Foam.....	24
Nozzle Tube.....	42
Plate.....	16, 17, 18
Knob.....	25, 26, 30, 33, 34, 37

L

Ladder.....	46
Handrail.....	46
Leg,	
Front.....	16, 17
Rear.....	18
Level Cylinder.....	42, 45
pivot.....	42
pivot Mount.....	42
Lever,	
Brake.....	25
Flow Control.....	33
Throttle.....	25
Lid, Spray Tank.....	37
Liftarm.....	42
Mount.....	42
Lift Cylinder.....	42, 44

Light.....24, 28
 Bracket Cover.....24, 28
 Indicator.....29, 34
 Switch.....29
 Line Diffuser.....23
 Line Strainer.....38
 Link, Valve Handle.....30
 Lower Screen.....41

M

Manifold, Hydraulic.....10
 Meter, Hour.....29
 Michigan Filter.....23
 Micro Switch.....25
 Mirror, Rear View.....24, 28
 Motor,
 Hydraulic.....36
 Mount.....5, 6
 Mounting Plate.....36
 Steering.....34
 Wheel.....17, 18
 Wiper.....24
 Mount,
 A/C Compressor.....9
 A/C Condensor.....9
 A/C Housing.....26
 Alternator.....6
 Brake.....18
 Fold Cylinder.....42
 Flow Control.....33
 Governor.....7
 Hydrostatic Cable.....7
 Hydrostatic Control.....25
 Hydrostatic Manifold.....10
 Level Cylinder Pivot.....42
 Liftarm.....42
 Nozzle Tube.....42
 Oil Cooler.....12
 Seat.....25
 Sight Gauge.....46
 Solution Solenoid.....38
 Start Solenoid.....7
 Tach Sensor.....7
 Throttle Cable.....25
 Tread Adjustment Bar.....46
 Mounting,
 Bracket, Feeder Tee.....43
 Bracket, Spade.....41
 Plate Tank.....37, 40
 Socket.....41
 Muffler.....14
 Mullion.....41

N

Nozzle Mount Tube.....42
 Hanger.....42
 Keeper.....42
 Nylon Bearing.....43

O

Oil,
 Cooler.....12
 Dipstick.....23
 Pressure Sender.....5
 Tank.....23
 Tank Strap.....23
 Operator Station.....25
 Brace.....25
 Step.....25
 Output Shaft.....7

P

Pad,
 Brake.....18
 Engine.....25
 Panel,
 Back.....41
 Outside Station.....25
 Rear.....41
 Screen Clip.....41
 Pin, Boom Hinge.....42
 Pivot Pin, Carrage.....37, 40
 Plate, Receiver.....23
 Plug, Rubber.....29
 Poly Tank.....40
 Pressure,
 Cap.....23
 Gauge.....38
 Pump,
 Cessna.....11
 Control Lever Extension.....11
 Solution.....39
 Sundstrand.....11

R

Radiator.....12
 Cap.....12
 Hose.....5, 6
 Recovery Tank.....12
 Shroud.....12
 Rain,
 Cap.....14

Rain, Shield.....	15
Rear, Leg.....	18
View Mirror.....	24, 28
View Mirror Bracket.....	28
Receiver, plate.....	23
plate Gasket.....	23
Retainer Clip, Brake.....	18
Rim, Wheel.....	19
Rubber, Boot.....	29
Grommet.....	28, 43
Hook.....	12, 41
Hook Anchor.....	12, 41
Hook Bracket.....	13, 41
plug.....	29
Roof, Cab.....	26, 28
Foam.....	28

S

Safety, Chain.....	48
Walk.....	37
Seat.....	25
Mount.....	25
Selector Valve.....	31
Handle.....	31
Sender, Fuel.....	22
Oil Pressure.....	5
Temperature.....	5, 6
Sensor, Disc.....	18
Speedometer.....	18
Tach.....	7
Screen, Clip, Panel.....	41
Lower.....	41
Slide.....	41
Shaft, Agitator.....	36
Output.....	7
Shield, Canopy Deflector.....	25, 28
Front Hose.....	41
Heat.....	14
Rain.....	15
Tank.....	37, 40
Wheel Motor.....	18

Shroud Radiator.....	12
Side Plate Extension.....	41
Siderails.....	37, 40
Side Screen.....	41
Sight Gauge Hose Mount.....	46
Slide, Door Catch.....	27
Slow Moving Vehicle Sign.....	41
Socket, Mounting.....	41
Solenoid Cable.....	4
Solution, Solenoid Mount.....	38
Solenoid Valve.....	38
Variable Flow Control.....	33
Spacer, Alternator.....	6
Fan.....	6
Wiper.....	24
Spade Mounting Bracket.....	41
Speedometer.....	29
Spray Tank, Lid.....	37
Stainless Steel.....	37
Spring.....	25
Boom Break-Away.....	43
Stalk Guide.....	14, 47
Starter Solenoid.....	7
Mount.....	7
Station, Operator.....	25
Panel, Outside.....	25
Steering, Arm.....	16, 17
Column Cover.....	34
Cylinder.....	20
Motor.....	34
Wheel.....	34
Step, Operator Station.....	25
Strainer Line.....	38
Strap, Ground.....	5, 8, 25
Oil Tank.....	23
Sun Shield.....	29
Sundstrand, Drive.....	5
Pump.....	11
Wheel Motor.....	17, 18
Switch, Dimmer.....	25
Flasher.....	34
Ignition.....	29
Light.....	29
Micro.....	25
RPM & MPH.....	29

Switch, Toggle.....29, 34

T

Tailight.....41
Tack Sensor.....7
Mount.....7
Tan Belting.....15
Tank,
Band.....40
Cradle.....40
Fuel.....22
Gland Bearing.....36
Lid Gasket.....37
Oil.....23
Poly.....40
Radiator Recovery.....12
Shield.....37, 40
Stainless Steel.....37
Temperature,
Gauge.....29
Sender.....5, 6
Throttle Cable.....25
Bracket.....7
Mount.....25
Throttle Lever.....25
Throttle Stop.....29
Tie Angle.....14
Tie Plate.....14
Tie Rod Assembly.....21
Tire.....19
Toggle Switch.....29, 34
Torque Hub.....17, 18
Tow Bar Hitch.....48
Transom.....42
Tread Adjustment.....46
Tube,
Air Intake.....7, 15
Hydraulic.....10, 18
Nozzle Mount.....42

V

Valve,
Ball.....37, 39, 40
Gresen Selector.....31
Handle.....30, 31
Handle Link.....30
Hydraulic Relief.....10
3-Spool.....30
Solution Solenoid.....38

Variable Flow Control,
Agitator.....33
Cover Plate.....33
Solution.....33

W

Water Trap Mount.....4
Wheel,
Cap, Steering.....34
Motor Shield.....18
Steering.....34
Wiper,
Arm.....24
Blade.....24
Motor.....24

Z

Zerk, Grease.....13, 17, 42