

PARTS MANUAL
FOR
HAGIE MODEL 8240 HI-TRACTOR

HAGIE MANUFACTURING COMPANY
BOX 273 CLARION, IOWA 50525 (515) 532-2861


COVERS MACHINE SERIAL NUMBERS: 074828001 THRU 074828002
075828001 THRU 075828122

3-82 493081

SPRAYER IDENTIFICATION

Each Hagie sprayer is identified by means of a frame serial number. This serial number denotes the model, year in which it was built, and the number of the sprayer. As for further identification, the engine has a serial number and the planetary hubs have identification plates that describe the type of mount and gear ratio. To insure prompt, efficient service when ordering parts or requesting service repairs from Hagie Manufacturing Company, record the serial and identification numbers in the space provided below.

Note: Reference to left hand and right hand used throughout this manual refers to the position when seated in the operator's seat facing forward.



SPRAYER SERIAL NUMBER



ENGINE SERIAL NUMBER



ENGINE SERIAL NUMBER



PLANETARY HUB IDENTIFICATION NUMBERS

TABLE OF CONTENTS

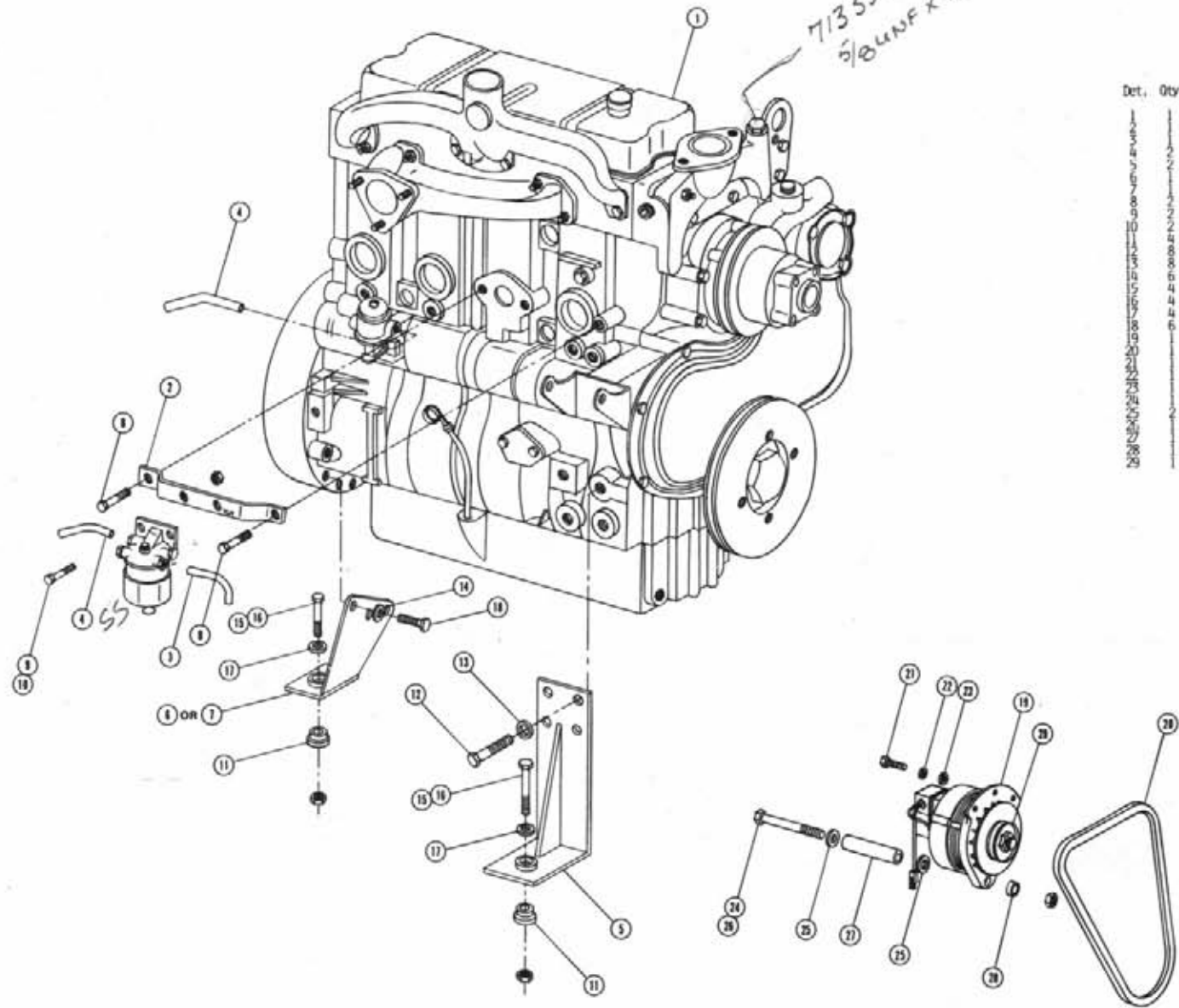
Engine Assemblies	4-15
Leg Assemblies	16-18
Tire Assembly	19
Steering Cylinder	20
Tie Rod Assembly	21
Fuel and Oil	22-23
Operator Station	24-28
Console Assembly	29-30
Flow Divider and Selector Valve	31-33
Steering Wheel Assembly	34
Operator Station Foam	35
Solution System	36-40
Sheet Metal	41
Transom, Boom, and Lift Components	42-45
Ladder and Accessories	46-48
Solution Hosing Diagram	49
Planetary Gear Assembly	50-53
Decals	54-57
Hydraulic Schematic	58-65
Electrical Schematic	66-69
Abbreviations	70
Index	71

71333 1
 5/8 UNF x 1/2 HOSE BARB

DIESEL ENGINE ASSEMBLY

Det.	Qty.	P/N	Description
1	1	314582	Perking Engine
2	1	514617	Water Trap Inlet Tube
3	1	514619	Water Trap Inlet Tube
4	1	514620	Water Trap Outlet Tube
5	1	514745	Front Rotor Mount Weld
6	1	514746	Right Rear Rotor Mount Weld
7	1	514748	Left Rear Rotor Mount Weld
8	1	900096	5/16 x 3/4 Hex Bolt
9	1	914001	3/8 UNC Stover Nut
10	1	900130	3/8 UNC x 1 1/4 Hex Bolt
11	1	511082	Engine Isolator
12	1	900251	7/16 UNF x 1 Hex Bolt
13	1	920503	7/16 Lock Washer
14	1	920504	1/2 Lock Washer
15	1	914008	1/2 UNC Stover Nut
16	1	900259	1/2 x 2 3/4 Hex Bolt
17	1	920004	1/2 Flat Washer
18	1	900263	1/2 x 1.00 Hex Bolt
19	1	511095	5 Amp Alternator
20	1	140056	Belt
21	1	900084	5/16 UNC x 3/4 Hex Bolt
22	1	920501	5/16 Lock Washer
23	1	920001	5/16 Flat Washer
24	1	900275	1/2 UNC x 4 1/2 Hex Bolt
25	1	920004	1/2 Flat Washer
26	1	914008	1/2 UNC Stover Nut
27	1	514612	Alternator Bushing Long
28	1	514613	Alternator Bushing Short
29	1	141922	Sheave

314427- TAN BELT 4x9
 659625- RAIN SHLD WLD



DIESEL

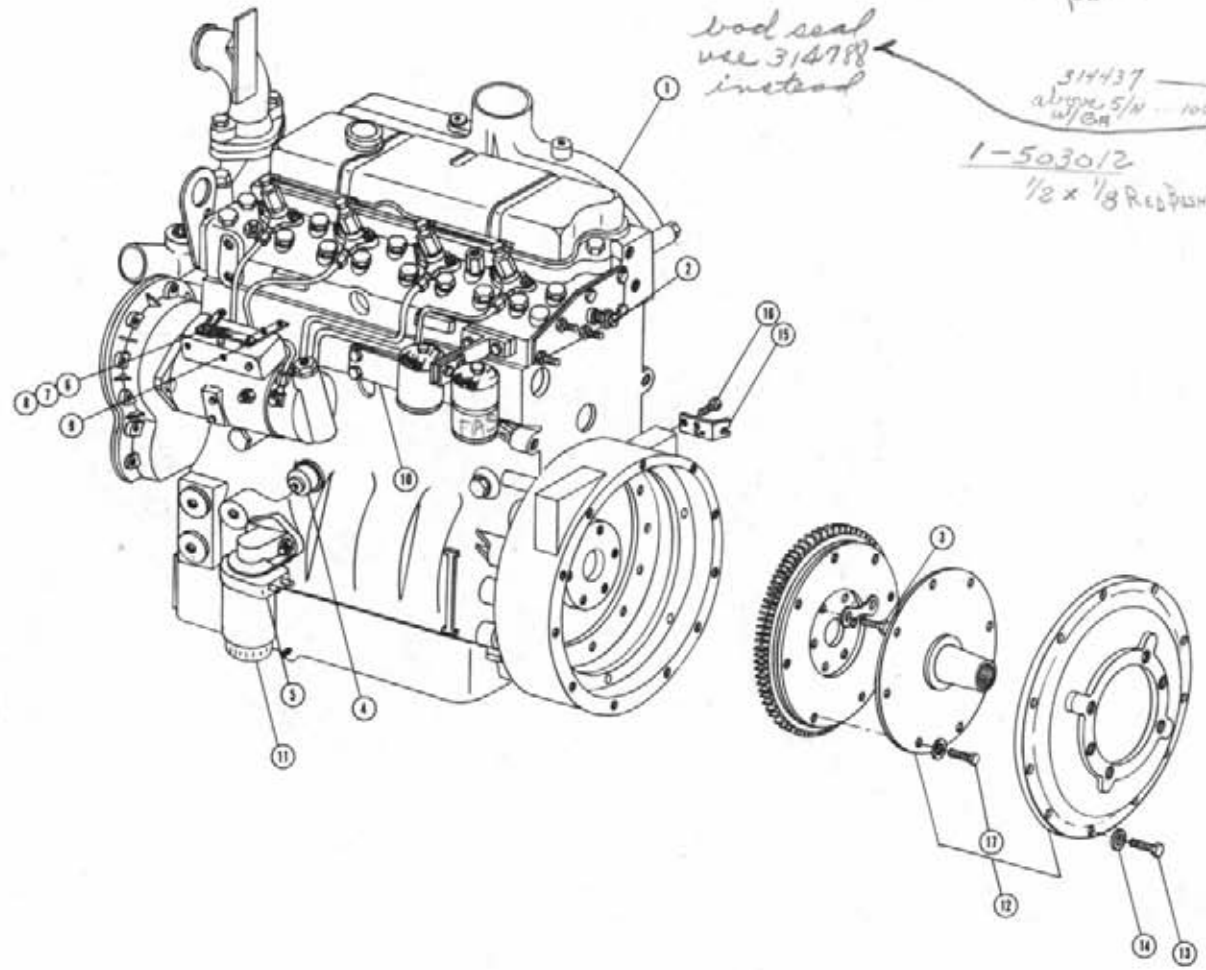
314434
was 2250 SENDER
FOR 1D1DT LITE

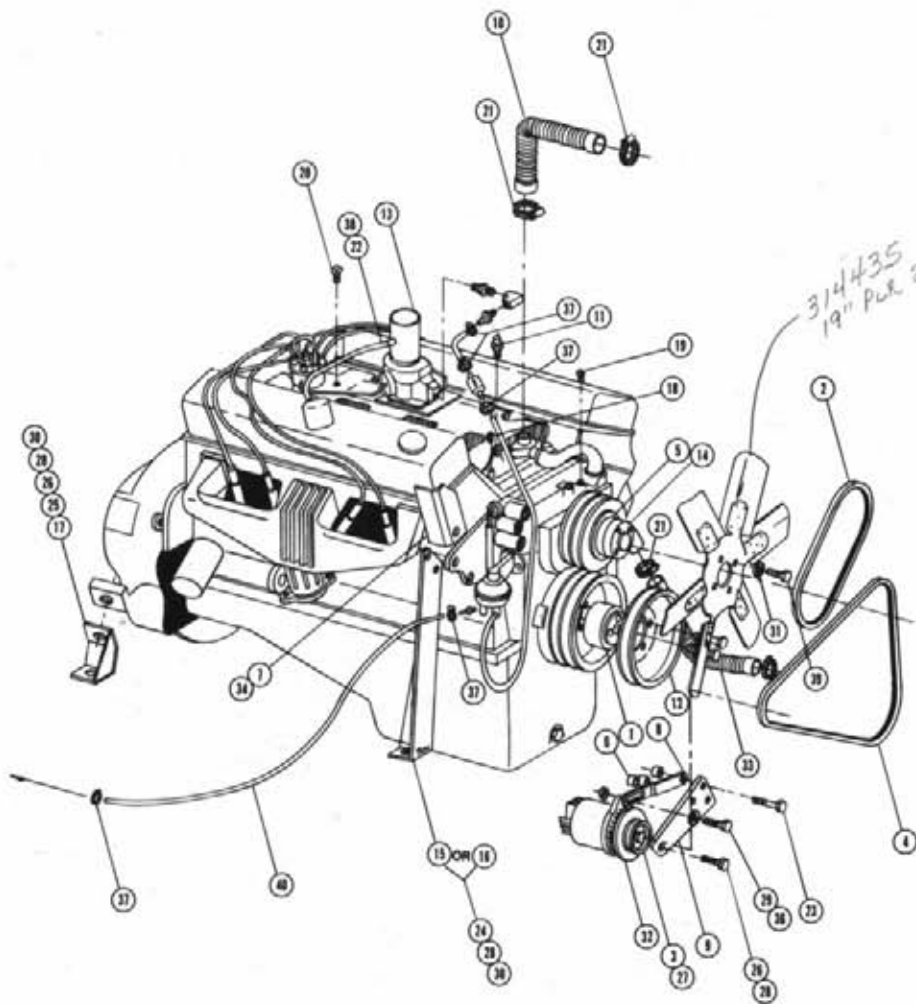
DIESEL ENGINE ASSEMBLY

Det.	Qty.	P/N	Description
1	1	314582	Perkins Engine
2	1	314644	Temperature Sender
3	6		.50 UNF x 1.00 Hex Head Bolt
4	1	314361	Oil Pressure Sender
5	1	316005	Engine Oil Cooler
6	1	482020	Spring
7	1	470029	1/16 x 1/2 Cotter Pin
8	1	316067	Fuel Shut Off Connect
9	1	314644	Fuel Shut Off Pivot
10	1	314645	Throttle Cable Inbnt
11	1	314671	Filter
12	1	800472	Perkins to Sundstrand Drive Assy
13	12	900130	3/8 UNC x 1 1/4 Hex Bolt
14	12	920502	3/8 Lock Washer
15	1	606851	Hydrostatic Control Cable Inbnt
16	2	900265	1/2 x 1 Hex Bolt
17	8	900162	3/8 UNF x 3/4 Hex Bolt

bad seal
use 314788
instead

314437
approx. 5/4
w/CR
1-503012
1/2 x 1/8 Reddish





CHRYSLER ENGINE ASSEMBLY

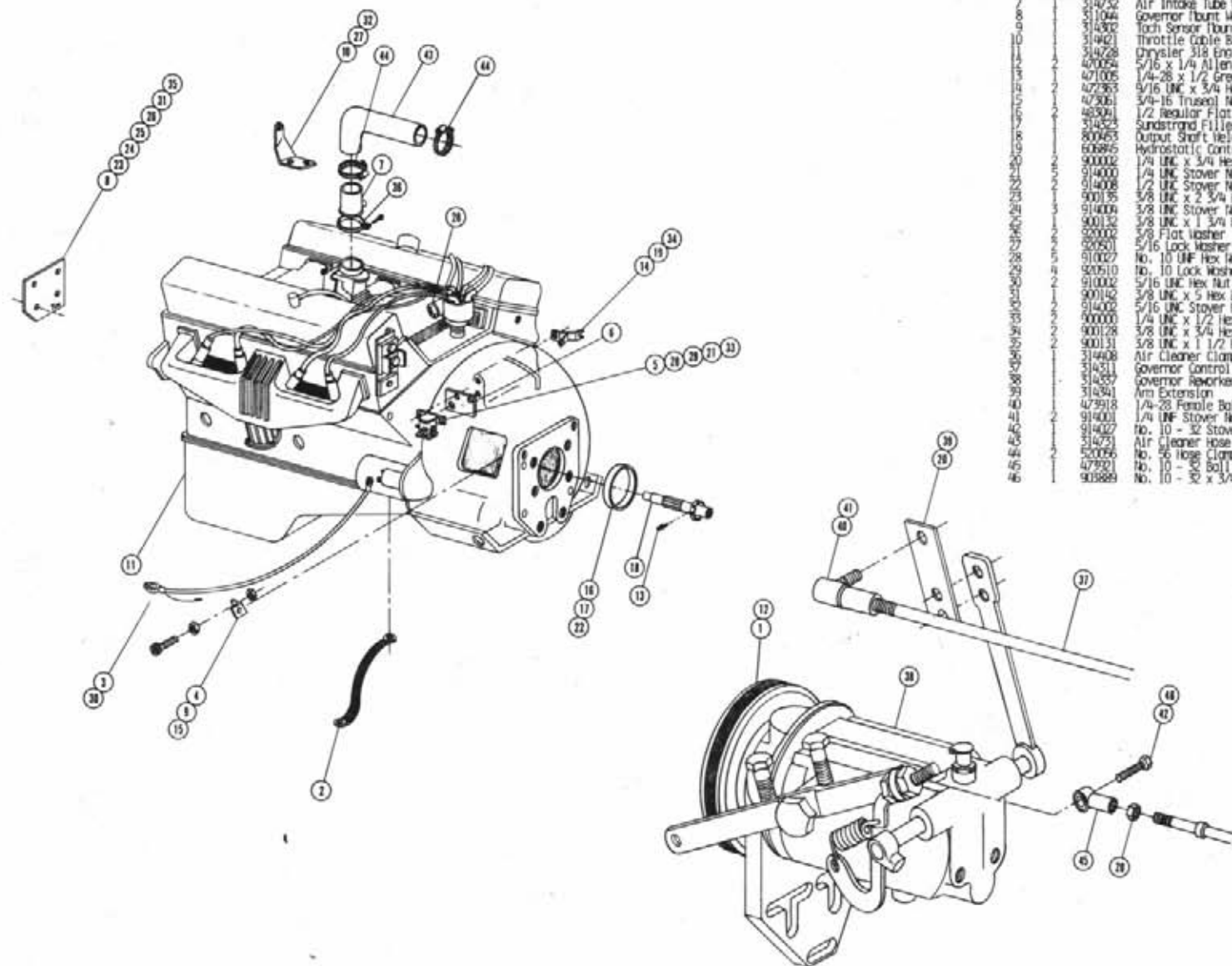
Det.	Qty.	P/N	Description
		090357	Spacer
		147000	Gates 2490 Belt
		147022	Alternator Shroud
		147001	Gates 2520 Belt
		311099	Fan Spacer
		200015	Alternator Spacer
		314305	Exhaust Manifold, Heat Shield
		314309	Alternator Adjustment Arm
		314310	Alternator Mount
		314327	Upper Radiator Hose
		314344	Temperature Sender - 27 ght
		314419	Crank Pulley
		314752	Air Intake Tube Held
		319614	Fan Adapter
		311340	Left Front Motor Mount Weld
		311351	Right Front Motor Mount Weld
		311353	Rear Motor Mount Weld
		500600	1/8 Pipe Plug
		501102	1/4 Pipe Plug
		502800	3/8 Pipe Plug
		520085	3/4 Hose Clamp
		601151	5/8 x 12 Heater Hose
		900142	3/8 UNC x 5 Hex Bolt
		900256	1/2 UNC x 1 3/4 Hex Bolt
		900257	1/2 x 2 Hex Bolt
		900258	1/2 UNC x 2 1/2 Hex Bolt
		900283	1/2 UNC x 2 1/4 Hex Bolt
		914008	1/2 UNC Stover Nut
		920001	5/16 Flat Washer
		920004	1/2 Flat Washer
		920501	5/16 Lock Washer
		310083	55 Amp Alternator
		314417	Lower Radiator Hose
		900128	3/8 UNC x 3/4 Hex Bolt
		900198	7/16 x 1 3/4 Hex Bolt
		900064	5/16 UNC x 3/4 Hex Bolt
		520069	No. 6 Hose Clamp
		520055	10, 12 Hose Clamp
		900096	5/16 UNC x 2 1/2 Hex Bolt 2 1/2
		601257	5/16 x 120" Hose
		311038	FAN SPR

314435
19" PWR 2 1/2 Pitch

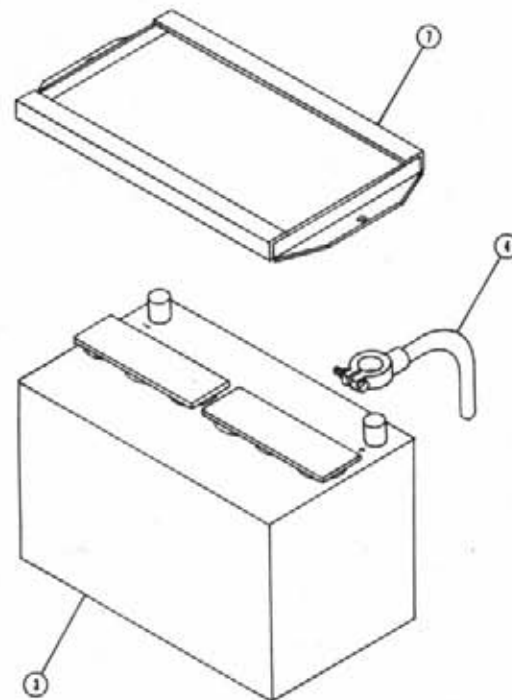
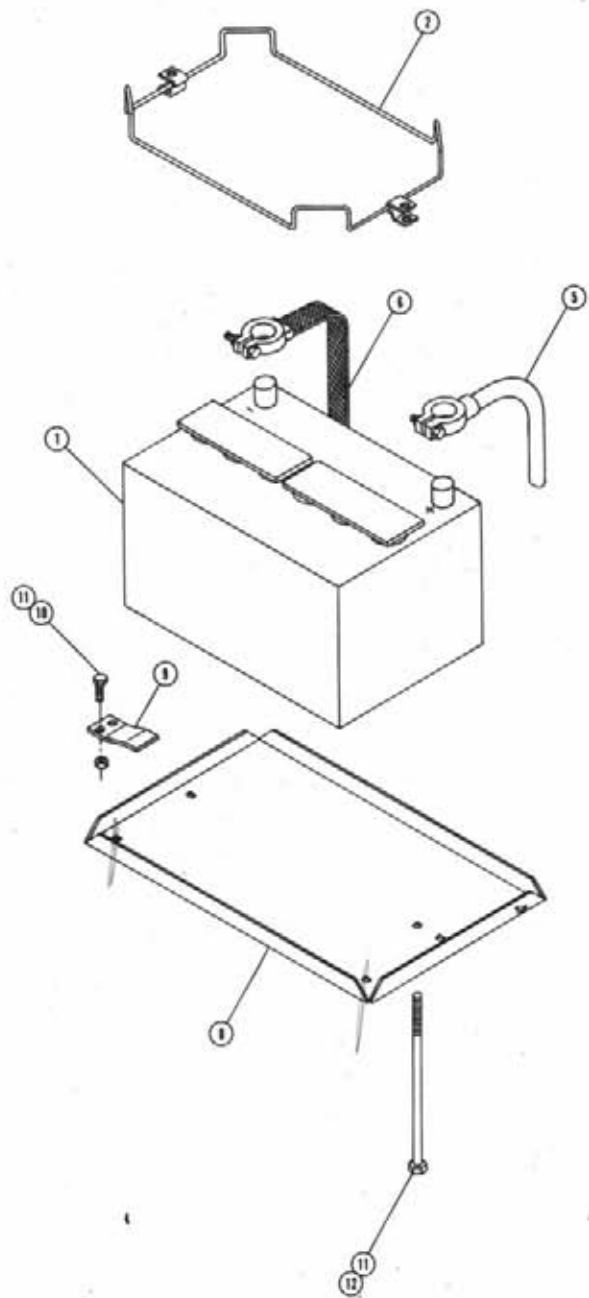
314437 -
w/GA

900086

CHRYSLER ENGINE ASSEMBLY



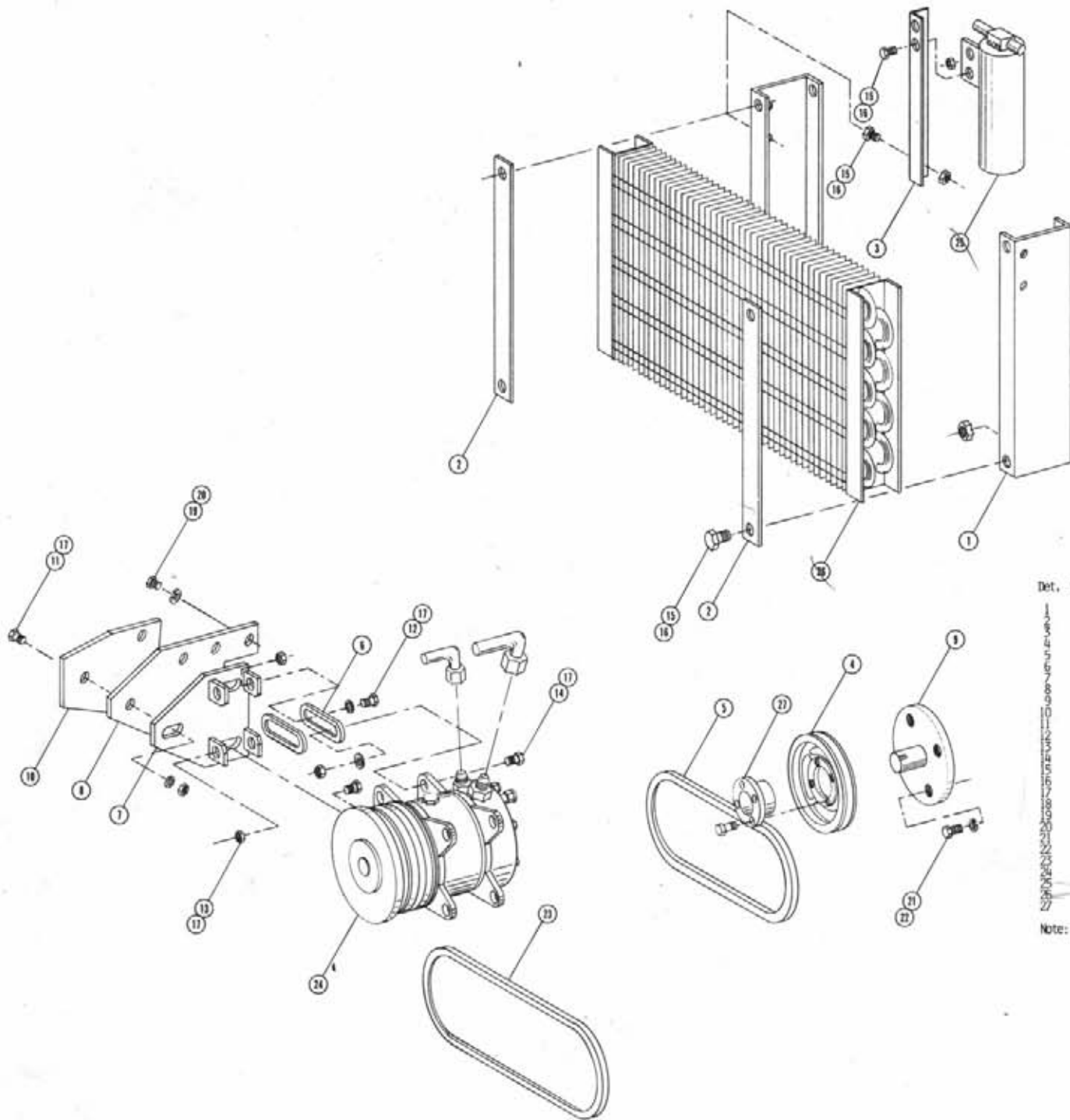
Det.	Qty.	P/N	Description
1	1	140730	6" O.D. Sheave
2	1	290109	1" Ground Strap
3	1	291128	48" Battery Cable
4	1	291128	Speedometer Tach Sensor
5	1	310491	Starter Solenoid
6	1	311021	Starter Solenoid Mount
7	1	314732	Air Intake Tube Weldment
8	1	311044	Governor Mount Weldment
9	1	314302	Tach Sensor Mount
10	1	314421	Throttle Cable Bracket
11	1	314228	Chrysler 318 Engine
12	1	400054	5/16 x 1/4 Allen Head Set Screw
13	1	421005	1/4-28 x 1/2 Grease Zerk
14	1	422383	9/16 UNC x 3/4 Hex Bolt
15	1	423061	3/4-16 Trussel Nut
16	1	483291	1/2 Regular Flat Washer
17	1	314523	Sundstrand Filler Ring
18	1	800463	Output Shaft Weldment
19	1	606896	Hydrostatic Control Cable Mount Weld
20	1	900002	1/4 UNC x 3/4 Hex Bolt
21	1	914000	1/4 UNC Stover Nut
22	1	914008	1/2 UNC Stover Nut
23	1	900135	3/8 UNC x 2 3/4 Hex Head
24	1	914004	3/8 UNC Stover Nut
25	1	900132	3/8 UNC x 1 3/4 Hex Bolt
26	1	900102	3/8 Flat Washer
27	1	900501	5/16 Lock Washer
28	1	910027	No. 10 UNF Hex Nut
29	1	900510	No. 10 Lock Washer
30	1	910002	5/16 UNC Hex Nut
31	1	900142	3/8 UNC x 5 Hex Bolt
32	1	914002	5/16 UNC Stover Nut
33	1	900000	1/4 UNC x 1/2 Hex Bolt
34	1	900128	3/8 UNC x 3/4 Hex Bolt
35	1	900131	3/8 UNC x 1 1/2 Hex Bolt
36	1	314408	Air Cleaner Clamp
37	1	314511	Governor Control Rod
38	1	314537	Governor Reworked
39	1	314341	Arm Extension
40	1	423918	1/4-28 Female Ball Joint
41	1	914001	1/4 UNF Stover Nut
42	1	914027	No. 10 - 32 Stover Nut
43	1	314731	Air Cleaner Hose
44	1	500056	No. 56 Hose Clamp
45	1	473921	No. 10 - 32 Ball Joint
46	1	903889	No. 10 - 32 x 3/4 Machine Screw



BATTERY BOX ASSEMBLY

Det.	Qty.	P/N	Description
1	1	290013	Battery "Gas Engine"
2	1	290212	Battery Hold Down w/Clamps
3	1	291122	Battery "Diesel Engine"
4	1	290052	Battery Cable 56"
5	1	291128	Battery Cable 48"
6	1	290111	Ground Strap
7	1	341322	Battery Hold Down Weldment
8	1	361149	Battery Box
9	1	361192	Battery Box Support
10	2	900129	3/8 UNC x 1" Hex Bolt
11	4	914004	3/8 UNC Lock Nut
12	2	901149	3/8 UNC x 8 1/2 Carriage Bolt

Note: Items 6, 8, 9, 10, 11 and 12 are used with both engines.

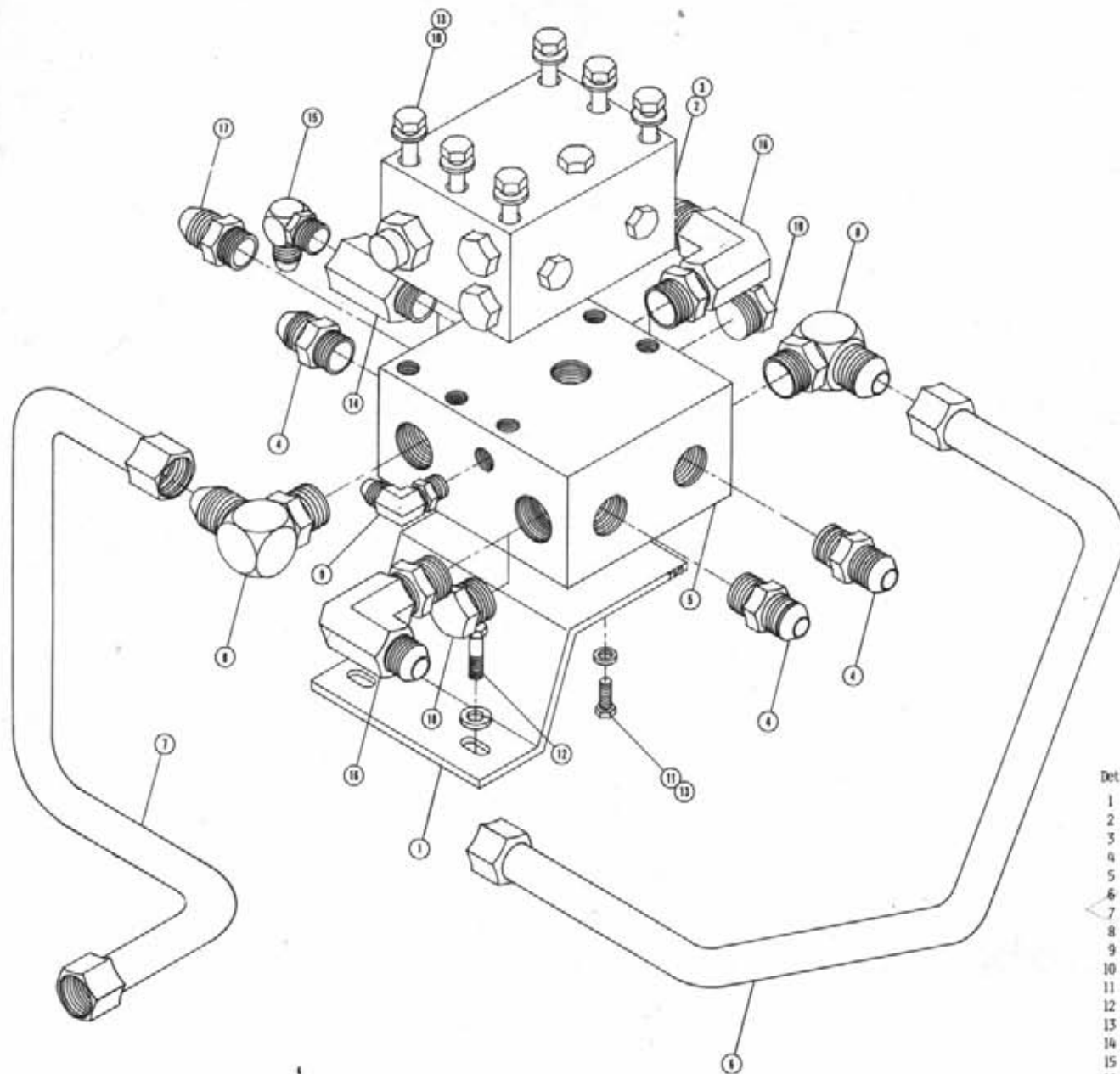


AIR CONDITIONER COMPRESSOR PUMP ASSEMBLY

Det.	Dty.	P/N	Description
1	2	314413	Air Conditioner Condenser Mount
2	2	314418	Air Conditioner Condenser Keeper
3	2	314420	Air Conditioner Driver Bracket
4	2	140066	6.25 O.D. Sheave w/Hub
5	2	140081	Gates 2380 Belt
6	2	657515	Air Conditioner Compressor Adj. Tab
7	2	657517	Air Conditioner Compressor Mt. Weld
8	2	657520	Air Conditioner Compressor Mt. Adaptor
9	2	657521	Air Conditioner Drive Shaft Weld
10	2	657516	Air Conditioner Compressor Mt. Spacer
11	2	900129	3/8 x 1 Bolt
12	2	900128	3/8 x 3/4 Bolt
13	2	900131	3/8 x 1 1/2 Bolt
14	2	900130	3/8 x 1 1/4 Bolt
15	2	900002	1/4 x 3/4 Bolt
16	2	914000	1/4 Stover Nut
17	2	914004	3/8 Stover Nut
18	2	920002	3/8 SAE Flat Washer
19	2	900196	7/16 x 1 1/4 UNF Bolt
20	2	900505	7/16 Lock Washer
21	2	900152	3/8 x 3/4 UNF Bolt
22	2	920502	3/8 Lock Washer
23	2	140040	Gates 2400 Belt
24	2	657310	Air Conditioner Compressor
25	2	657309	Air Conditioner Driver
26	2	140067	Air Conditioner Condenser
27	2	140067	1 1/2 Bore Taper Bushing

Note: For diesel option use the following items:
 1-2-3-4-5-6-7-8-9-10-11-12-13-14-15-16-17-18-19-20-
 21-22-24-25-26

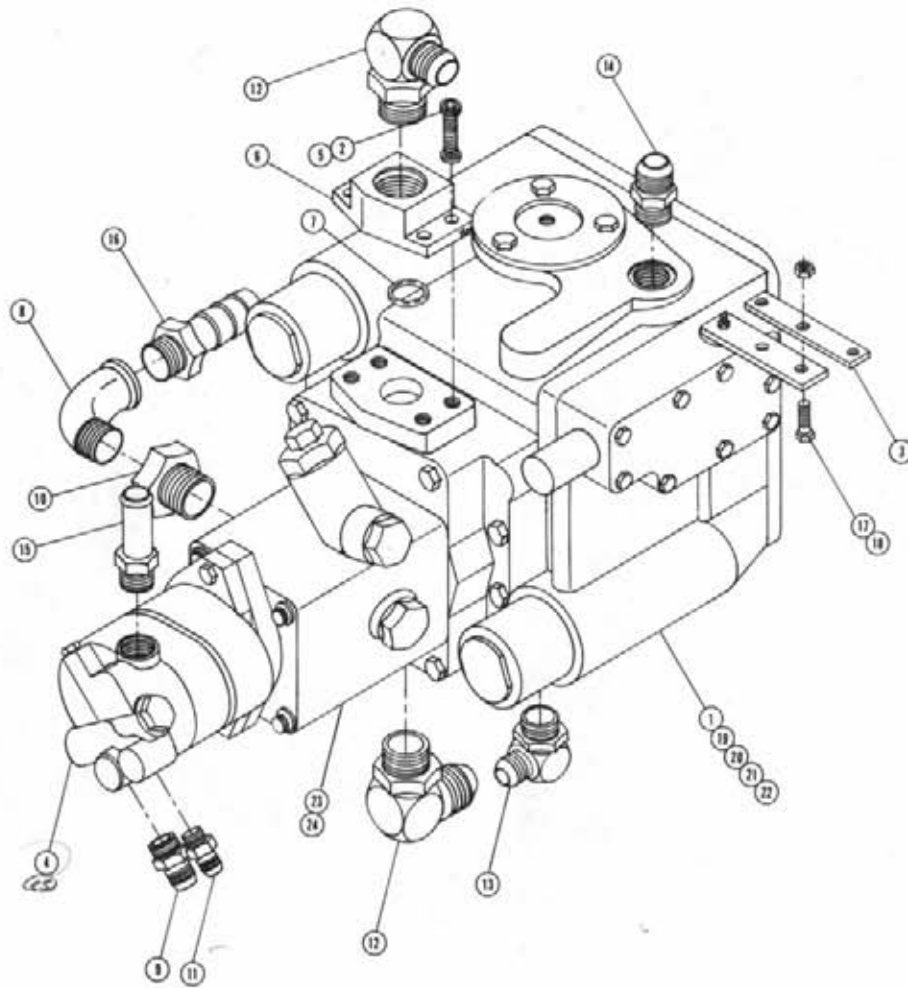
For gas options use the following items:
 1-2-3-6-7-10-11-12-13-14-15-16-17-18-23-24-25-26



HYDRAULIC MANIFOLD ASSEMBLY

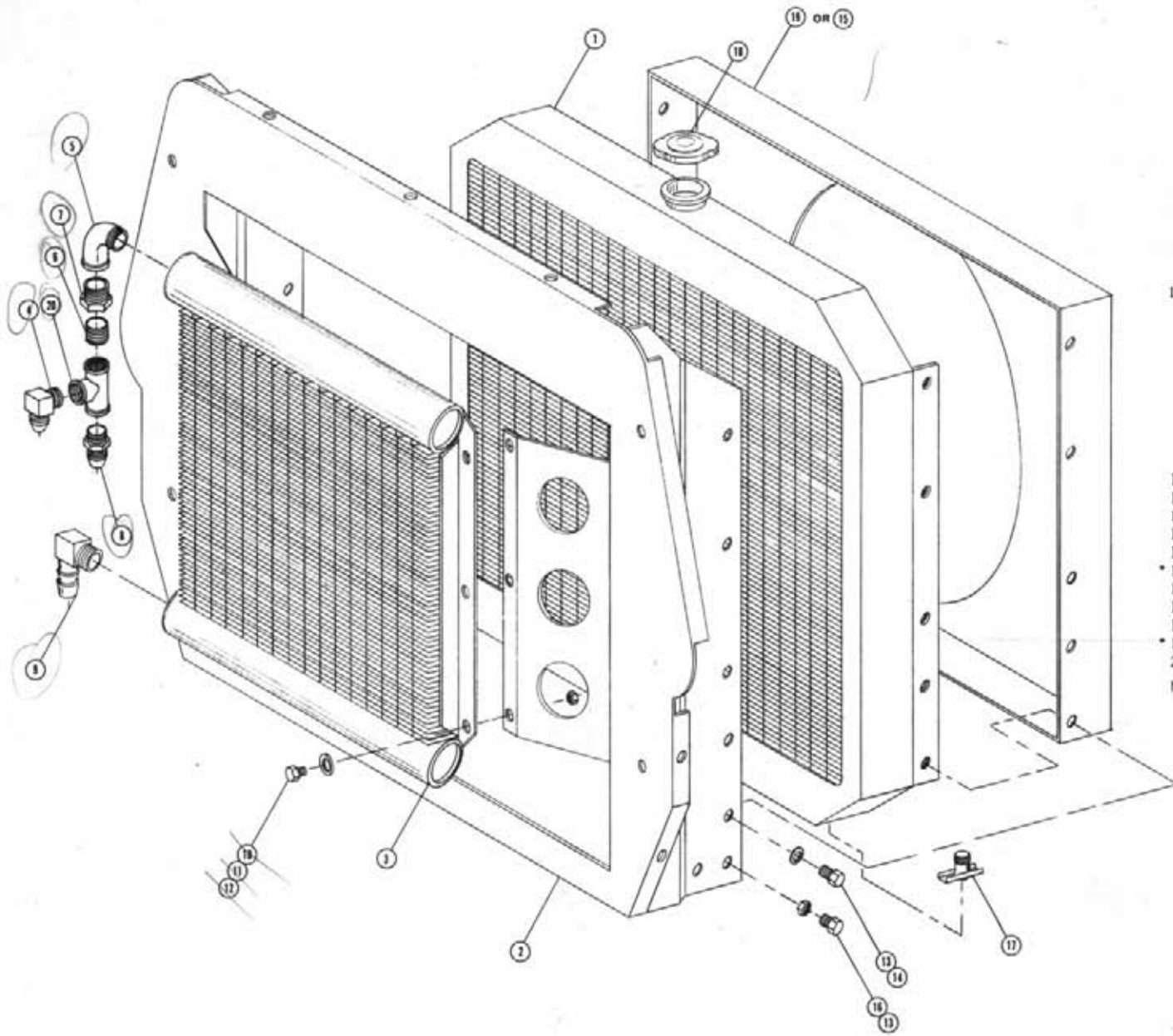
Det.	Qty.	P/N	Description
1	1	606849	Hydraulic Manifold Mount
2	1	611009	Seal Kit
3	1	611013	Hydraulic Relief Valve Assy.
4	3	611127	1 1/16 NDR x 1 1/16 MJIC
5	1	615003	Large Manifold
6	1	615568	Right Hydraulic Tube
7	1	615569	Left Hydraulic Tube
8	2	618178	1 5/16 NDR w/90 x 1 5/16 JIC
9	1	618241	LBO 90 Male 3/4 O-Ring 3/4-16
10	6	900075	5/16 x 3 3/4 Hex Bolt
11	2	900065	5/16 UNC x 1 Hex Bolt
12	2	900129	3/8 UNC x 1 Hex Bolt
13	8	920501	5/16 Lock Washer
14	1	610028	Flow Control
15	1	618279	7/8 NDR w/90 x 1 1/16 JIC
16	2	618248	1 1/16 NDR-90°-1 1/16 MJIC
17	1	611127	1 1/16 NDR x 1 1/16 MJIC
18	2	610186	1 1/16 O-Ring Plug

Note: For two-wheel drive assembly, items 14, 15 and 16 are replaced by 17 and 18.



SUNSTRAND PUMP ASSEMBLY

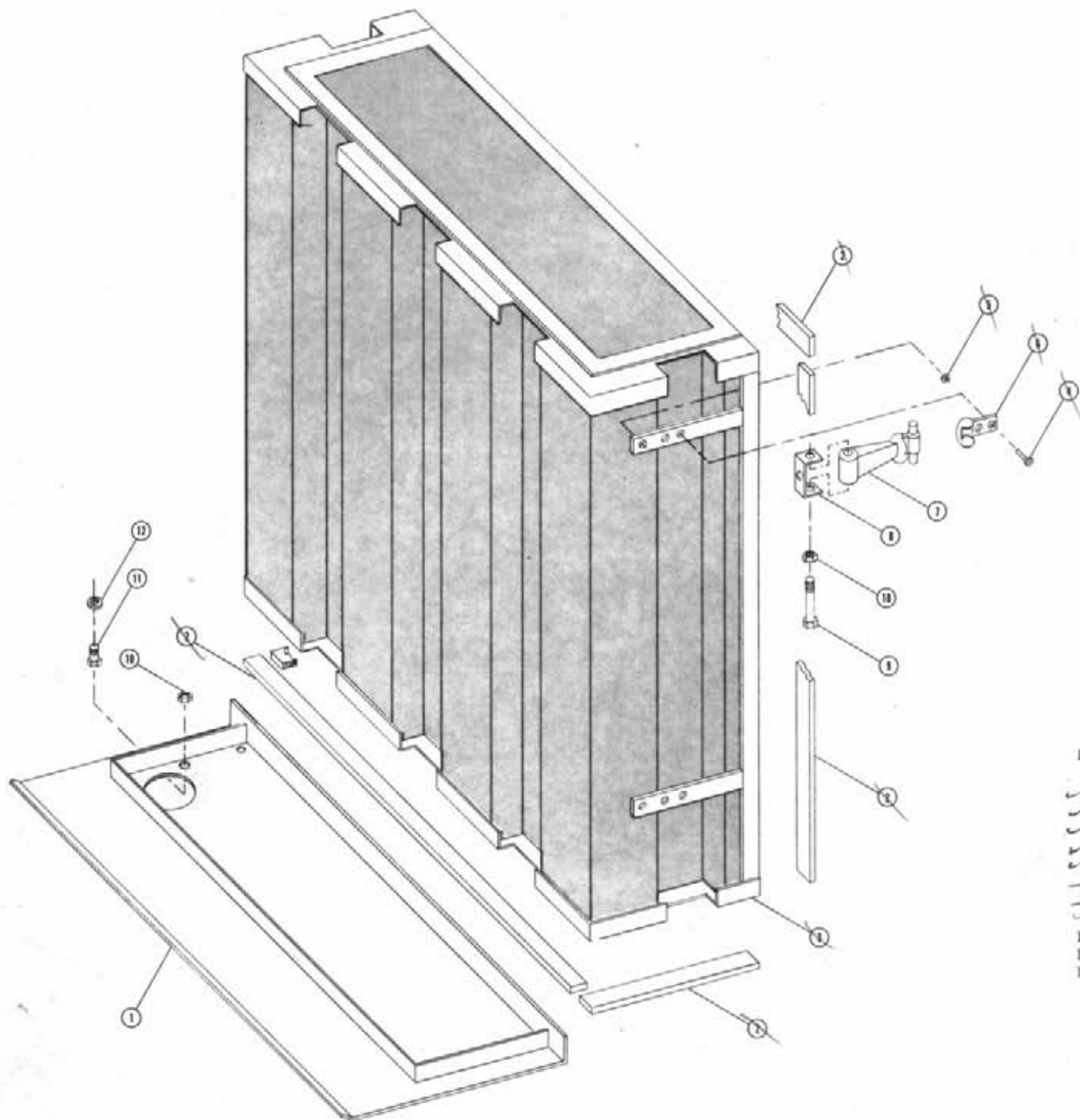
Det.	Qty.	P/N	Description
1	1	60694	Sundstrand 23 Series Pump
2	8	42243	3/8 x 1 3/4 Allen Cap Screw
3	1	60698	Pump Control Lever Ext.
4	1	61057	Charge Pump
5	1	61867	Lock Washers
6	1	61876	1" NPT 4 Bolt Flange
7	1	870219	O-Ring
8	1	50500	90 Degree Street Elbow
9	1	61125	3/4 NDR - 3/4 FUIIC
10	1	61800	1 5/16 O-Ring x 1 NPT Adapter
11	1	61826	9/16 NDR - 9/16 FUIIC
12	1	61878	1 5/16 NDR - 90° 1 5/16 FUIIC
13	1	61883	7/8 NDR - 90° 3/4 FUIIC
14	1	61852	7/8 NDR - 3/4 FUIIC
15	1	61836	1 1/16 NDR x 1 Hose Barb
16	1	714960	NPT x 1 Hose Barb
17	1	90003	1/4 UNC x 1" Hex Bolt
18	1	91400	1/4 UNC Stover Nut
19	1	90005	1/2 x 1 1/2 Hex Bolt
20	1	90007	1/2 x 2 Hex Bolt
21	1	91408	1/2 UNC Lock Nut
22	1	90004	1/2 Flat Washer
23	1	61082	Charge Pump Gasket
24	1	61086	Charge Pump
25	1	61824	O-RING



RADIATOR AND OIL COOLER ASSEMBLY

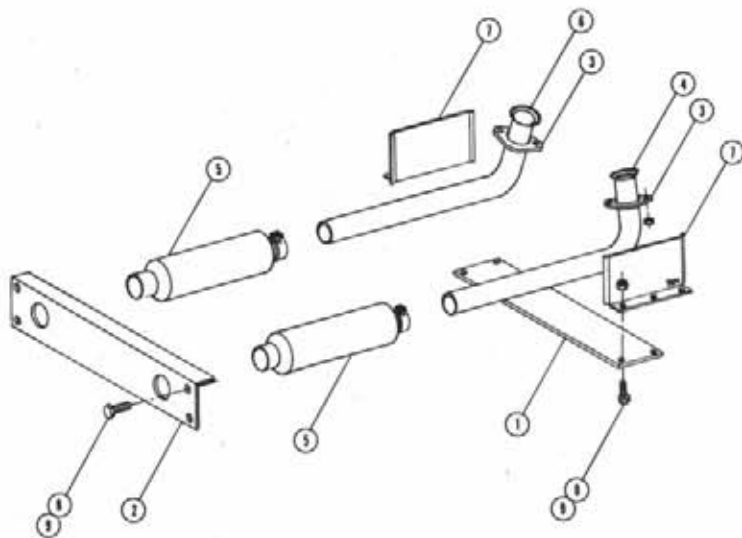
Det.	Qty.	P/N	Description
1	1	314680	Radiator
2	1	314409	Radiator - Oil Cooler Mount Weldment
3	1	618088	Oil Cooler
4	1	618005	3/4 NPT - 90° - 3/4 TUIT
5	1	505200	1 NPT - 90 Street Elbow
6	1	504702	3/4 NPT Close Nipple
7	1	505213	1" NPT to 3/4 NPT Reducer
8	1	618900	3/4 NPT x 3/4 TUIT
9	1	618138	1" NPT - 90° - 1" Hose Barb
10	6	900064	5/16 x 3/4 Bolt
11	6	914002	5/16 Lock Nut
12	6	920001	5/16 Flat Washer
13	14	900128	3/8 x 3/4 Bolt
14	10	920002	3/8 Flat Washer
15	1	314753	Radiator Shroud - Diesel Engine
16	4	914004	3/8 Lock Nut
17	1	319559	Drain Cock
18	1	319257	Radiator Cap
19	1	314407	Radiator Shroud - Gas Engine
20	1	504655	3/4 NPT Pipe Tee

Note: Item 19 used for gas engine,
Item 15 used for diesel engine.



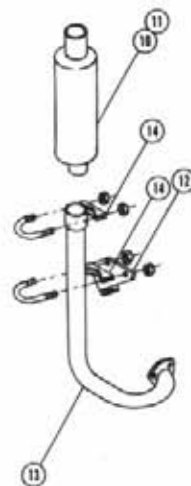
AIR INTAKE ASSEMBLY

Det.	Qty.	P/N	Description
1	1	341579	Bottom Air Intake Plate Weldment
2	12'	193022	Stickertite
3	1	314397	Air Intake Weldment
4	12	485053	3/16 x 3/8 Pop Rivet
5	4	920010	#10 Flat Washer
6	4	656997	Rubber Hook Bracket
7	4	656998	Rubber Hook
8	4	656999	Rubber Hook Anchor Bracket
9	4	900007	1/4 x 2 Bolt
10	8	914000	1/4 Stover Nut
11	4	900002	1/4 x 3/4 Bolt
12	4	920000	1/4 SAE Flat Washer



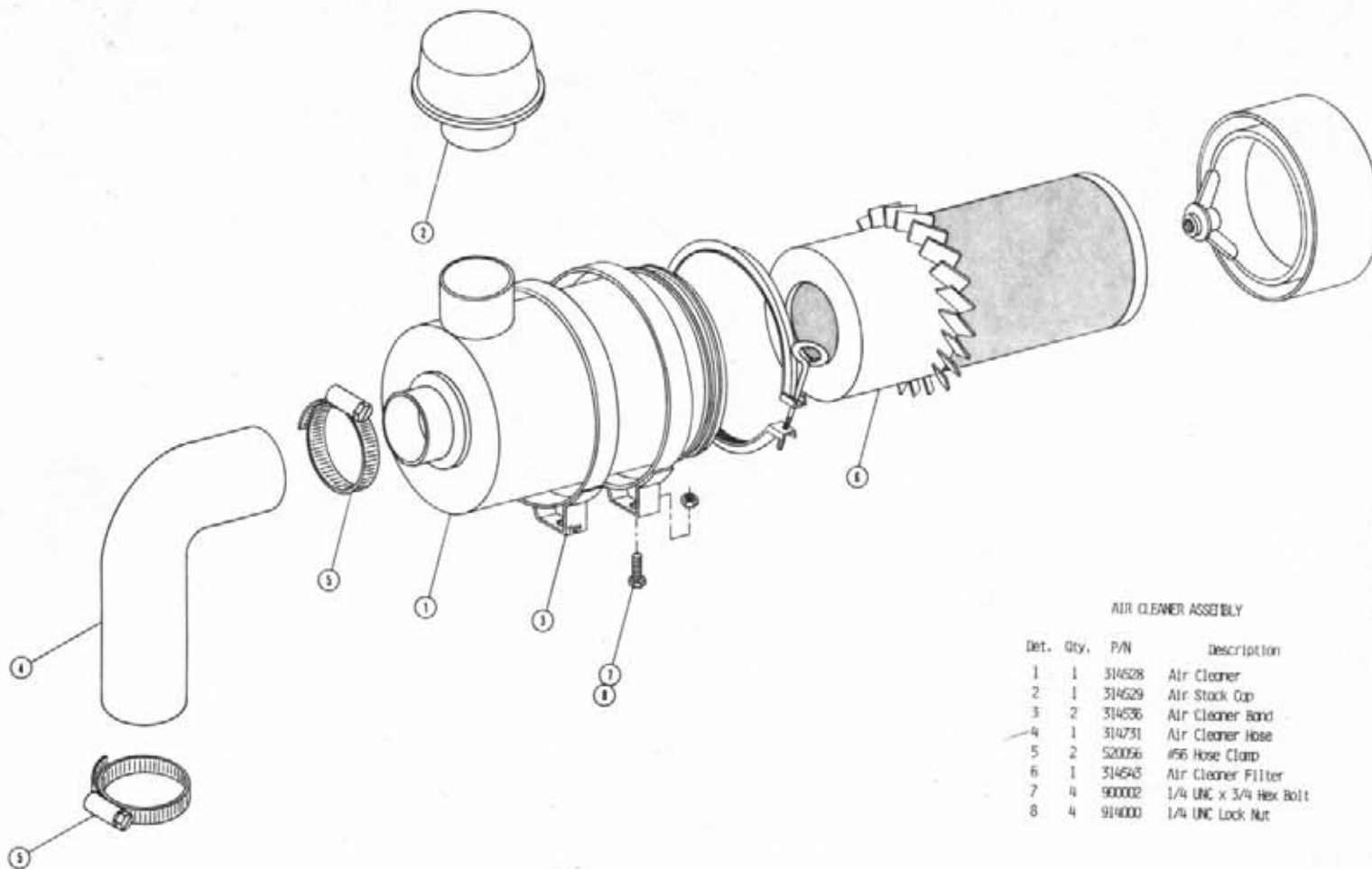
GAS ENGINE EXHAUST PIPE ASSEMBLY

Det.	Qty.	P/N	Description
1	1	361189	Main Frame Tie Plate
2	1	361190	Main Frame Rear Tie Angle
3	2	314735	Exhaust Pipe Flange
4	1	314736	Right Exhaust Pipe
5	2	319287	Muffler
6	1	314425	Left Exhaust Pipe
7	2	341359	Heat Shield
8	8	900284	1/2 UNC x 1 1/4 Hex Bolt
9	8	914008	1/2 UNC Lock Nut



DIESEL ENGINE EXHAUST PIPE ASSEMBLY

Det.	Qty.	P/N	Description
10	1	314654	Muffler
11	1	314637	Rain Cap
12	1	314756	Exhaust Pipe Mounting Bracket
13	1	314759	Exhaust Pipe Weldment
14	2	472216	2.50 Muffler Clamp



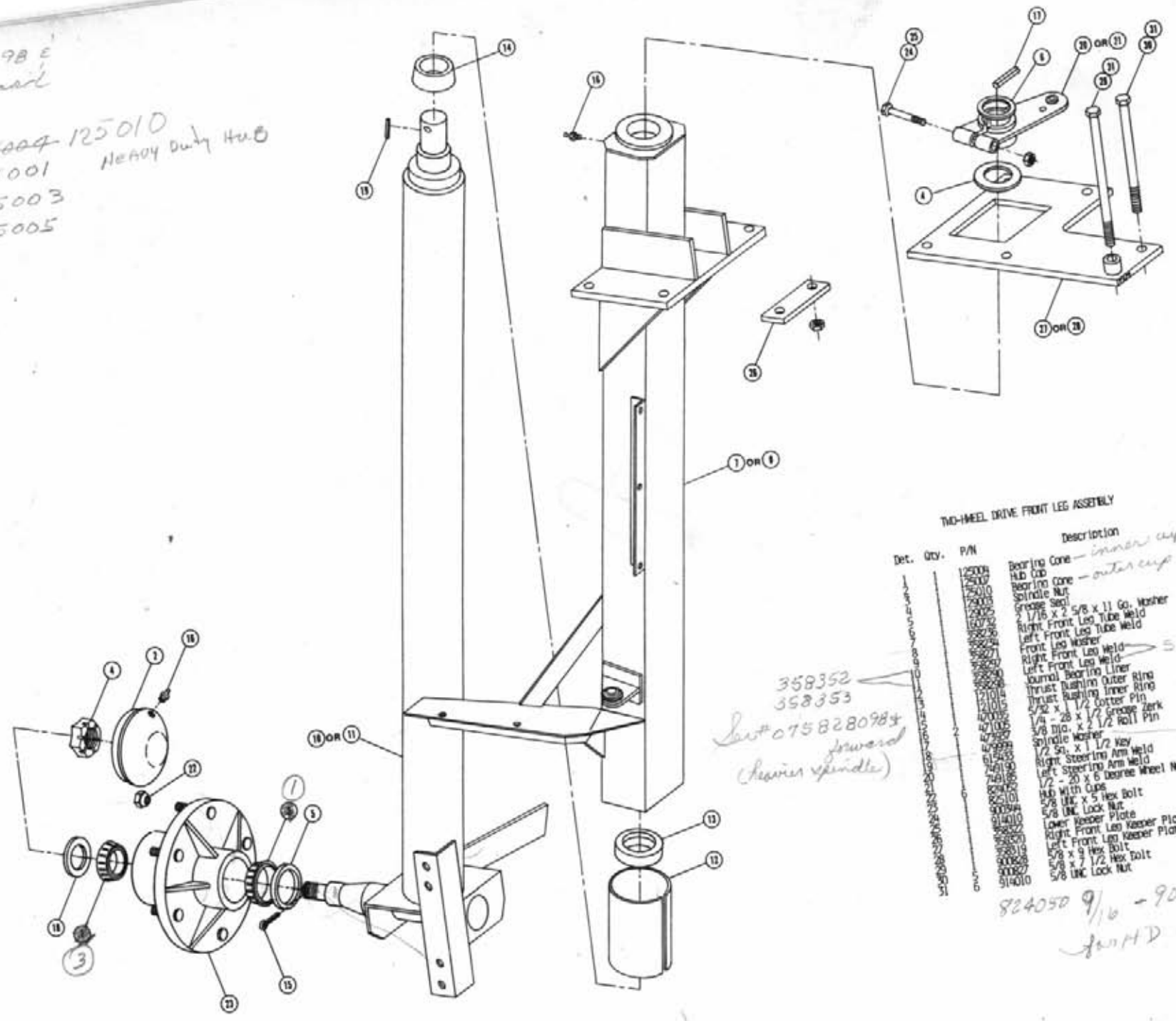
AIR CLEANER ASSEMBLY

Det.	Qty.	P/N	Description
1	1	314528	Air Cleaner
2	1	314529	Air Stack Cap
3	2	314536	Air Cleaner Band
4	1	314751	Air Cleaner Hose
5	2	520056	#56 Hose Clamp
6	1	314543	Air Cleaner Filter
7	4	900002	1/4 UNC x 3/4 Hex Bolt
8	4	914000	1/4 UNC Lock Nut

See #075828098 e
forward

Det 1 - ~~825004~~ 125010
23 - 825001
3 - 825003
5 - 825005
HEAVY DUTY HUB

- 16 -



358352
358353
See #075828098 e
forward
(heavier spindle)

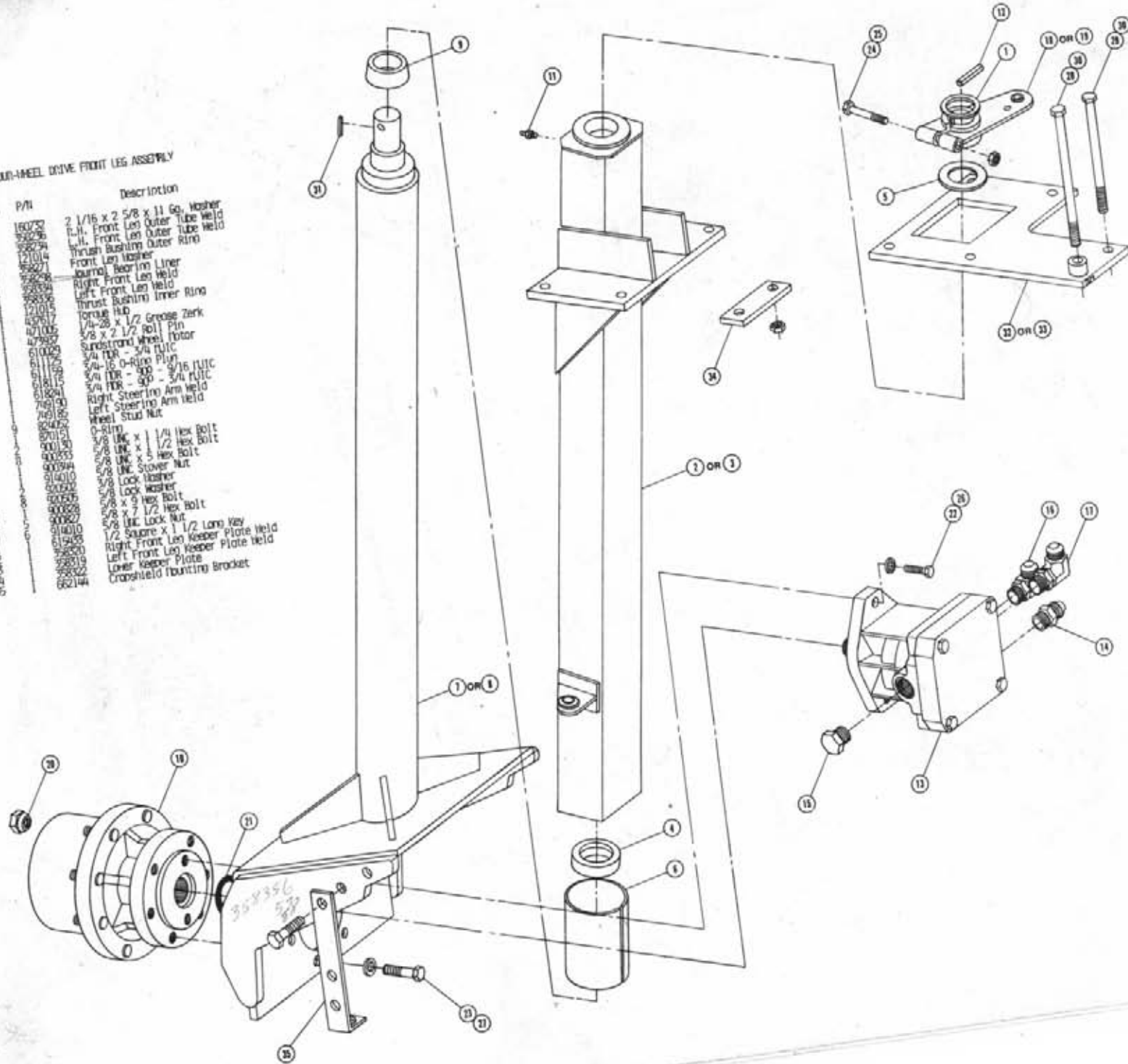
TWO-WHEEL DRIVE FRONT LEG ASSEMBLY

Det.	Qty.	P/N	Description
		125004	Bearing Cone - inner cup 125011
		125010	Hub Cap
		125010	Bearing Cone - outer cup 125028
		125010	Spindle Nut
		125010	Grease Seal
		160730	2 1/16 x 2 5/8 x 11 Co. Washer
		825001	Right Front Leg Tube Weld
		825002	Left Front Leg Tube Weld
		825003	Front Leg Washer
		825004	Right Front Leg Weld
		825005	Left Front Leg Weld
		825006	Journal Bearing Liner
		825007	Thrust Bushing Outer Ring
		121014	Thrust Bushing Inner Ring
		121015	5/32 x 1 1/2 Center Pin
		400032	1/4 - 28 x 1 1/2 Grease Zerk
		471005	5/8 Dia. x 2 1/2 Roll Pin
		471006	Spindle Washer
		471007	1/2 Sq. x 1 1/2 Key
		611533	Right Steering Arm Weld
		741190	Left Steering Arm Weld
		824050	1/2 - 20 x 6 Degree Wheel Nut
		825008	Hub With Caps
		825010	5/8 UNC x 5 Hex Bolt
		800894	5/8 UNC Lock Nut
		914010	Lower Keeper Plate
		914010	Right Front Leg Keeper Plate Weld
		914010	Left Front Leg Keeper Plate Weld
		914010	5/8 x 9 Hex Bolt
		914010	5/8 x 7 1/2 Hex Bolt
		914010	5/8 UNC Lock Nut

824050 9/16 - 90° nuts
for HD subassy

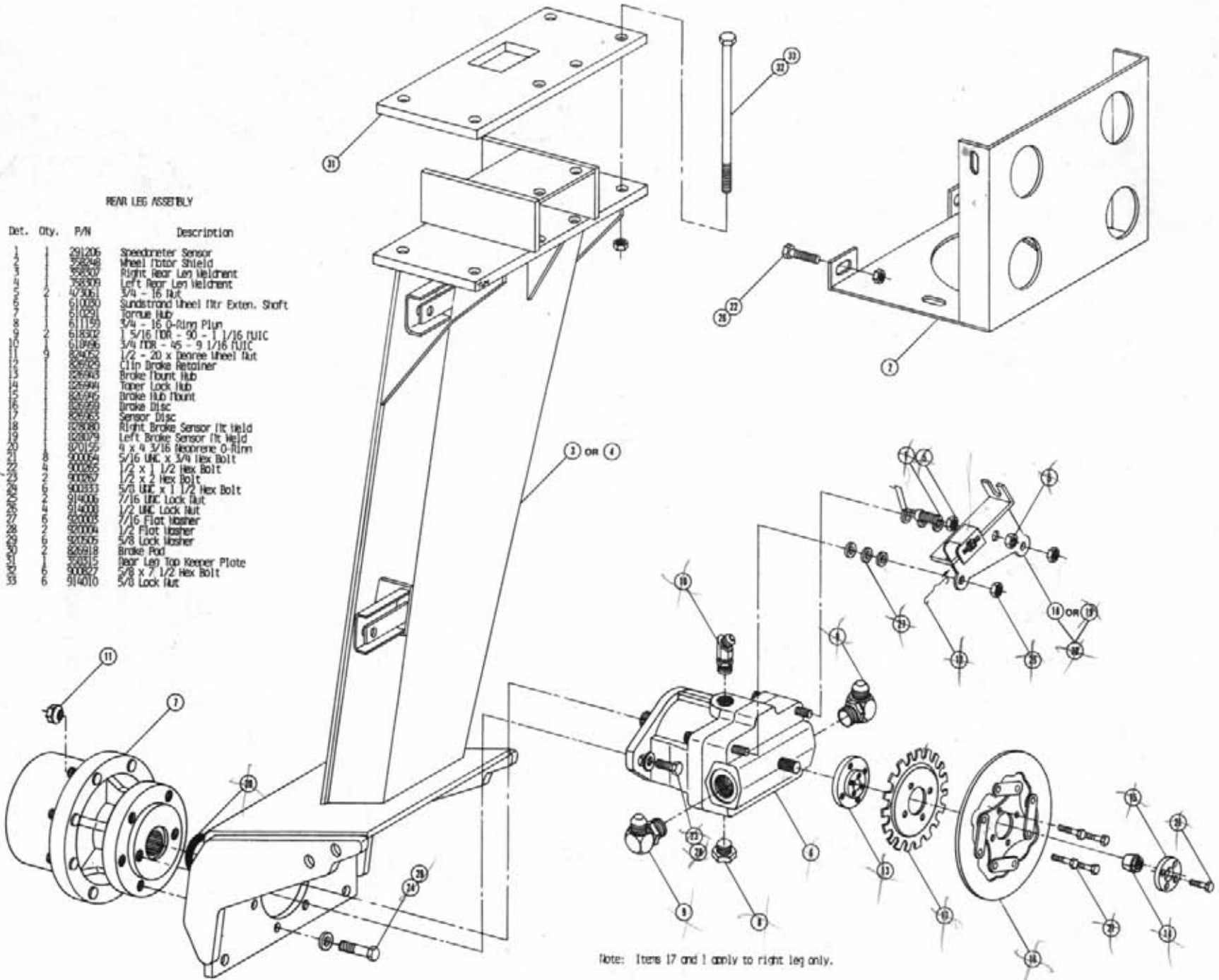
FOUR-WHEEL DRIVE FRONT LEG ASSEMBLY

Det.	Qty.	P/N	Description
	2	160232	1/16 x 2 5/8 x 11 Gs. Washer
	1	352236	L.H. Front Leg Outer Tube Weld
	1	352234	R.H. Front Leg Outer Tube Weld
	1	121014	Thrust Bushing Outer Ring
	1	352271	Front Leg Washer
	1	352238	Journal Bearing Liner
	1	352239	Right Front Leg Weld
	1	352236	Left Front Leg Weld
	1	121015	Thrust Bushing Inner Ring
	1	427617	Torque Hub
	1	421006	1/4-28 x 1/2 Grease Zerk
	1	427997	5/8 x 2 1/2 Roll Pin
	1	610029	Sundstrand Wheel Motor
	1	611156	3/4 TOR - 3/4 RUC
	1	611157	3/4-16 O-Ring Plug
	1	618241	3/4 TOR - 3/4 RUC
	1	716190	3/4 TOR - 3/4 RUC
	1	749186	Right Steering Arm Weld
	1	824052	Left Steering Arm Weld
	1	870151	Wheel Stud Nut
	1	900130	3/8 UNC x 1 1/4 Hex Bolt
	1	900335	3/8 UNC x 1 1/2 Hex Bolt
	1	900394	3/8 UNC x 5 Hex Bolt
	1	914010	3/8 UNC Stover Nut
	1	925542	3/8 Lock Washer
	1	925545	3/8 Lock Washer
	1	900828	3/8 x 7 1/2 Hex Bolt
	1	900827	3/8 UNC Lock Nut
	1	619488	1/2 Square x 1 1/2 Long Key
	1	352230	Right Front Leg Keeper Plate Weld
	1	352231	Left Front Leg Keeper Plate Weld
	1	352232	Lower Keeper Plate
	1	662144	Crashshield Mounting Bracket

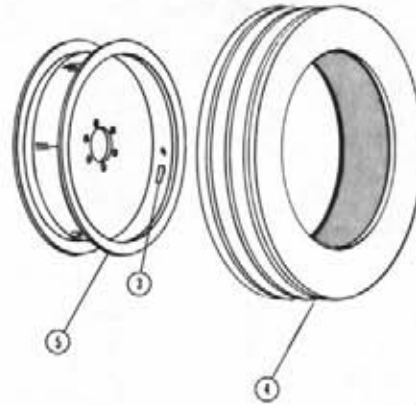
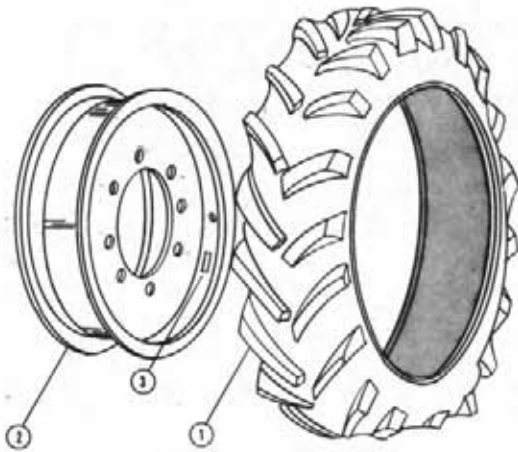


REAR LEG ASSEMBLY

Det.	Qty.	P/N	Description
	2	291206	Speedometer Sensor
	1	558248	Wheel Motor Shield
	1	558307	Right Rear Leg Weldment
	1	558309	Left Rear Leg Weldment
	1	473061	3/4 - 16 Nut
	1	610090	Sundstrand Wheel Htr Exten. Shaft
	1	611159	Torque Hub
	1	618502	3/4 - 16 O-Ring Plug
	1	618502	1 5/16 TOR - 90 - 1 1/16 NUT
	1	618506	3/4 TOR - 95 - 9 1/16 NUT
	1	824552	1/2 - 20 x Gearse Wheel Nut
	1	825229	Clip Brake Retainer
	1	825943	Brake Flange Hub
	1	825944	Taper Lock Hub
	1	825945	Brake Hub Flange
	1	825959	Brake Disc
	1	825965	Sensor Disc
	1	825980	Right Brake Sensor (tk Weld)
	1	825979	Left Brake Sensor (tk Weld)
	1	820152	4 x 9 3/16 Neoprene O-Ring
	1	900054	5/16 UNC x 3/4 Hex Bolt
	1	900055	1/2 x 1 1/2 Hex Bolt
	1	900057	1/2 x 2 Hex Bolt
	1	900333	5/8 UNC x 1 1/2 Hex Bolt
	1	914006	7/16 UNC Lock Nut
	1	914000	1/2 UNC Lock Nut
	1	920005	7/16 Flat Washer
	1	920004	1/2 Flat Washer
	1	920505	5/8 Lock Washer
	1	825918	Brake Pad
	1	558315	Rear Leg Top Keeper Plate
	1	900827	5/8 x 7 1/2 Hex Bolt
	1	914010	5/8 Lock Nut



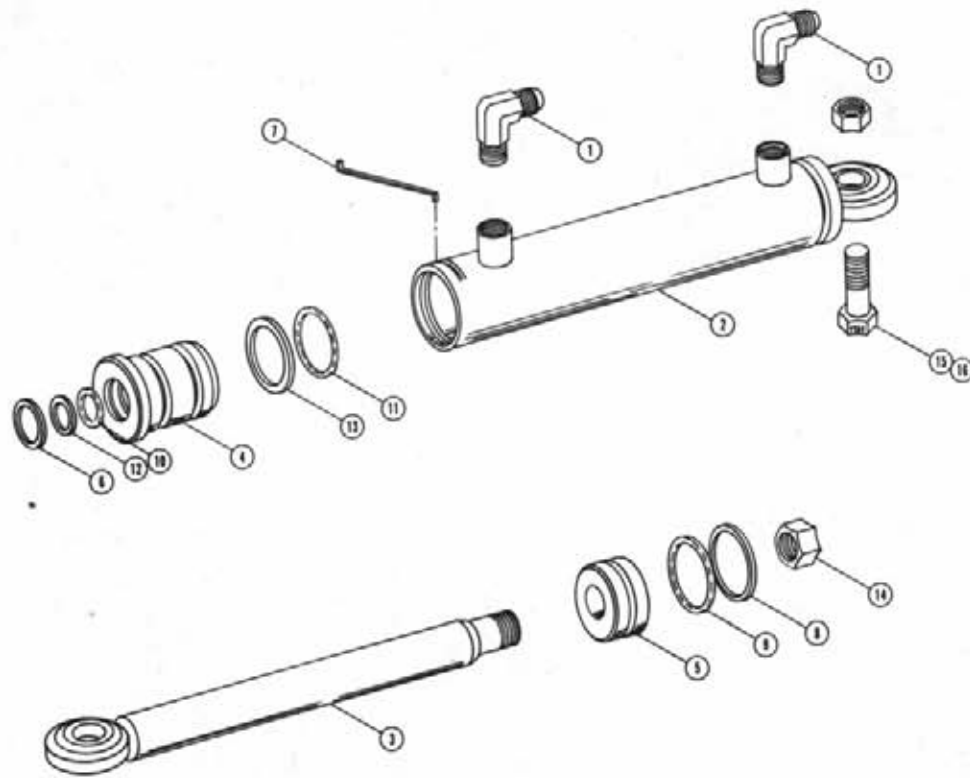
Note: Items 17 and 1 apply to right leg only.



TIRE AND RIM ASSEMBLY

Det.	Qty.	P/N	Description
1	1	820201	11.2 x 24 Tractor Tire
2	1	820600	Rim Weldment
3	2	650985	Wheel Bolt Torque Decal
4	1	820611	Front Tire 9.00 x 24
5	1	820613	Front Rim Weldment

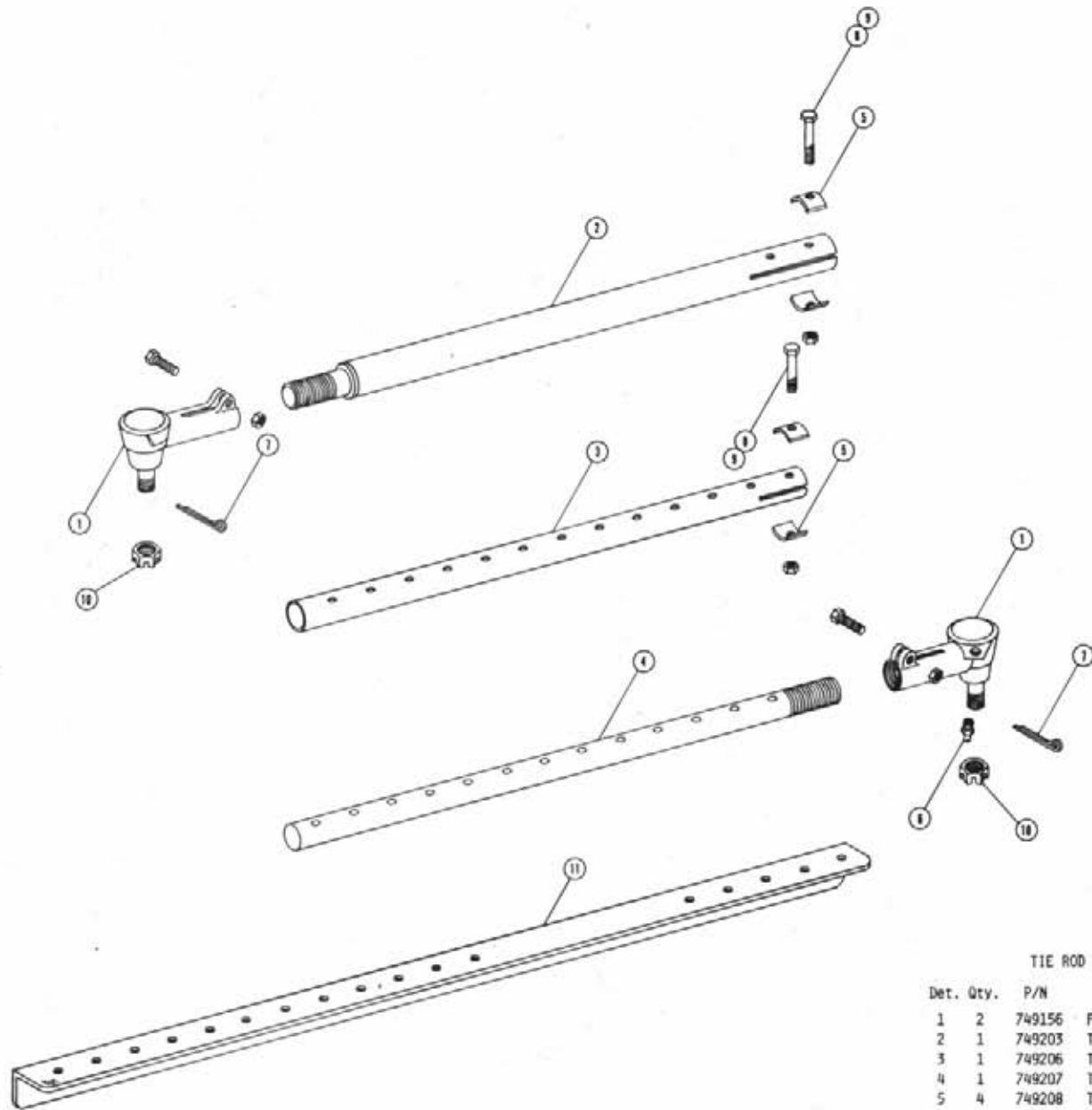
or 820010 (newer)



STEERING CYLINDER ASSEMBLY

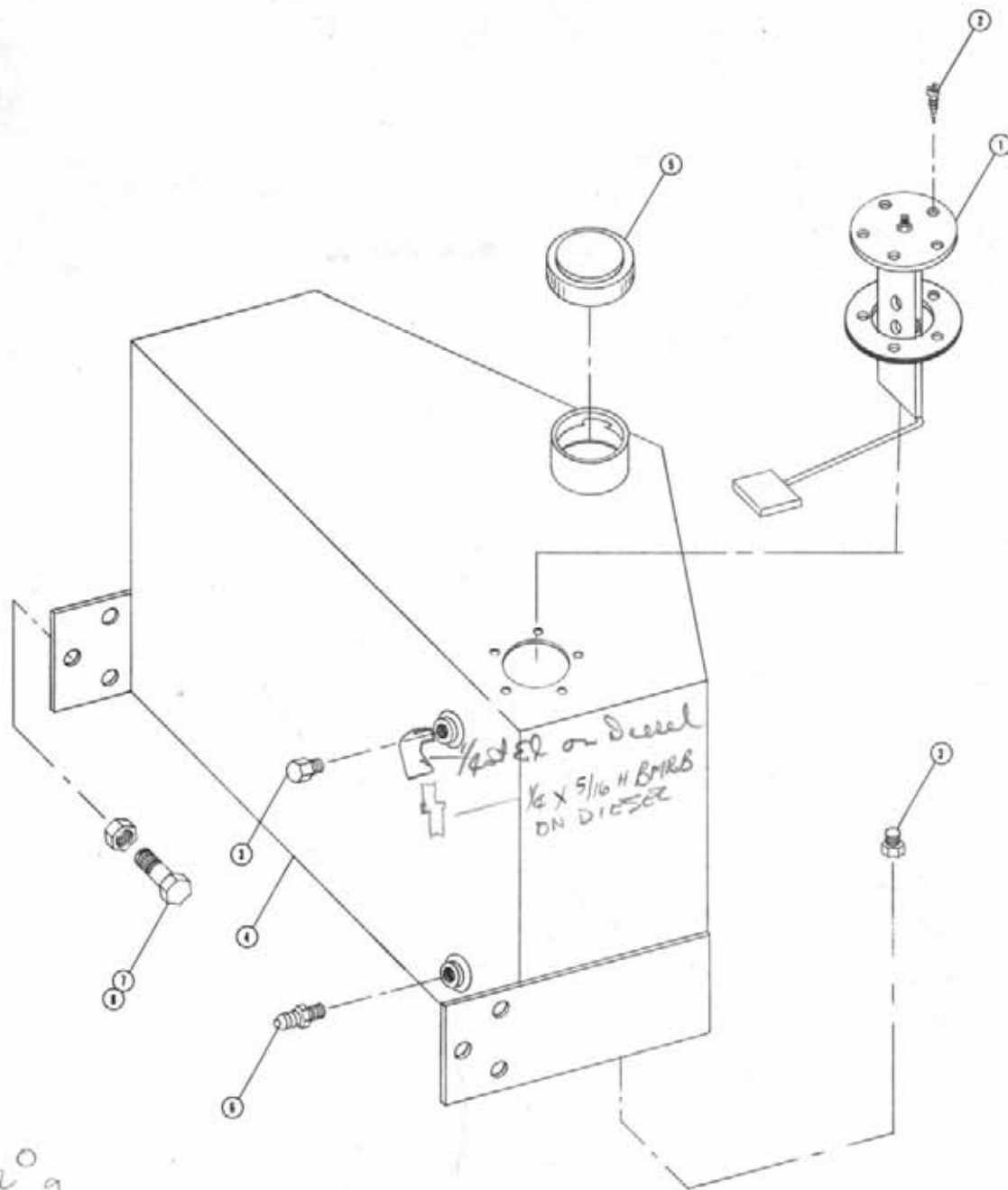
Det.	Qty.	P/N	Description
1	2	611122	1/4 NPT-90-9/16 flange Elbow
2	1	620146	Steering Cylinder Tube Weld
3	1	620148	Steering Cylinder Shaft Weld
4	1	620271	Bearing
5	1	620272	Piston
6	1	620028	Wiper
7	1	620529	Lock Ring
8	1	620616	Piston Seal
9	1	870025	1 3/16 x 1 5/16 O-Ring
10	1	870210	3/4 x 1 Neoprene O-Ring
11	1	870218	1 1/4 x 1 1/2 Neoprene O-Ring
12	1	890210	3/4 x 1 Back-Up Washer
13	1	890218	1 1/4 x 1 1/2 Back-Up Washer
14	1	914009	1/2 UNF Lock Nut
15	1	900837	5/8 UNC x 2 3/4 Hex Bolt
16	1	914010	5/8 UNC Lock Nut

Note: Cylinder Assembly With Fittings - 620145



TIE ROD ASSEMBLY

Det.	Qty.	P/N	Description
1	2	749156	Female Socket Assembly
2	1	749203	Tie Rod Outer Tube Weldment
3	1	749206	Tie Rod Inner Tube
4	1	749207	Tie Rod Inner Shaft
5	4	749208	Tie Rod Clamp
6	2	471021	Grease Zerk
7	2	470032	1/8 X 1 1/2 Cotter Pin
8	2	900135	3/8 UNC X 2 3/4 Hex Bolt
9	2	914004	3/8 UNC Lock Nut
10	2	822040	5/8 UNF Slotted Hex Nut
11	1	749214	Tie Rod Stiffener Angle

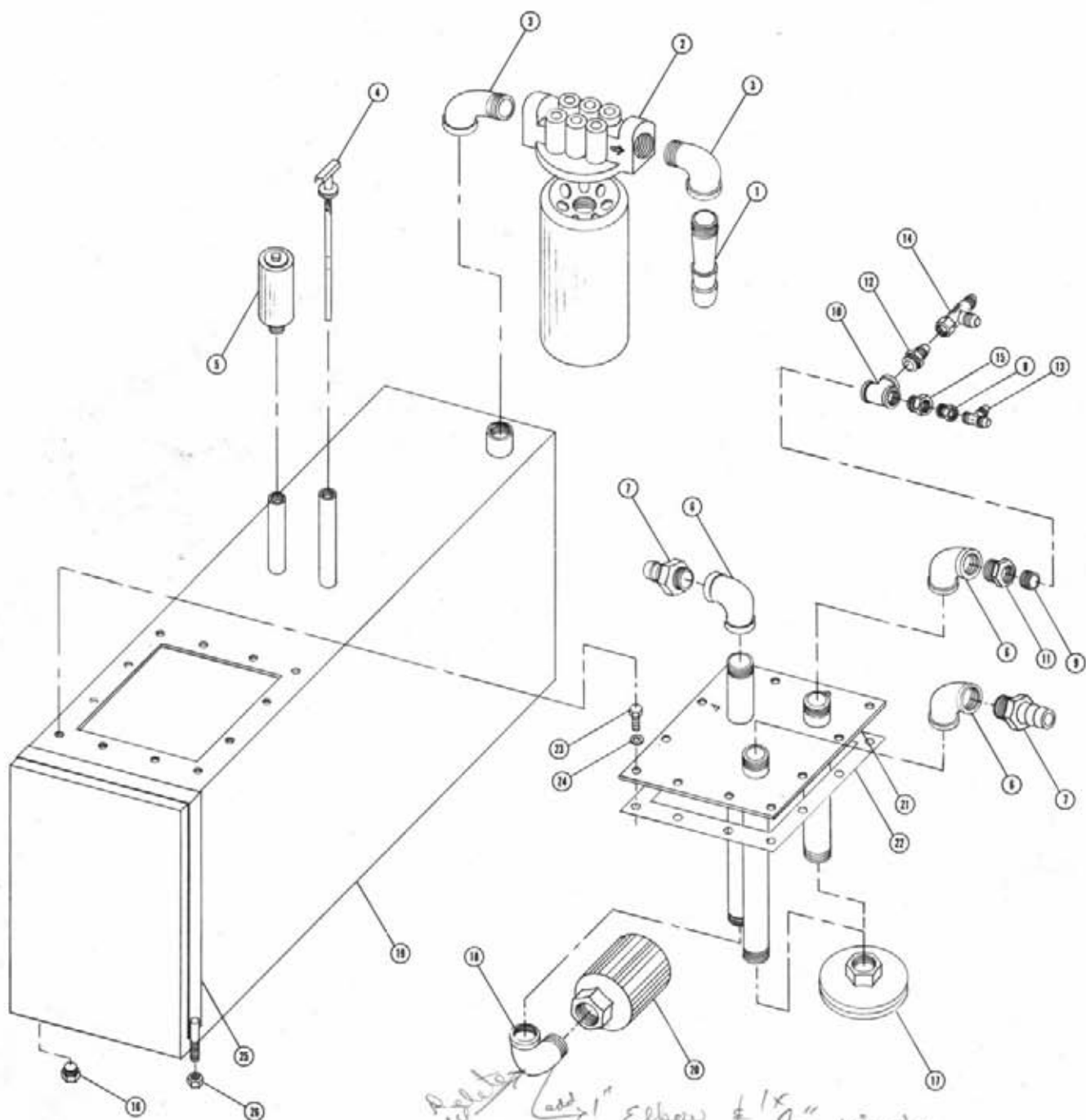


FUEL TANK ASSEMBLY

Det.	Qty.	P/N	Description
1	1	291428	Fuel Sender
2	5	479902	Hex. 8 x 1/2 Pan Head Screw
3	2	501102	1/4 Pipe Plug
4	1	760091	Fuel Tank Weld
5	1	761200	Gas Cap
6	1	765305	1/4 x 5/16 Hose Barb
7	6	900264	1/2 x 1 1/4 Bolt
8	6	914002	1/2 Stoker Nut

Note: Parts shown are for gas option. For Diesel option, one piece of 501102 - 1/4 Pipe Plug will be replaced by one piece of 765305 - 1/4 x 5/16 hose barb for fuel return hose.

520120
069

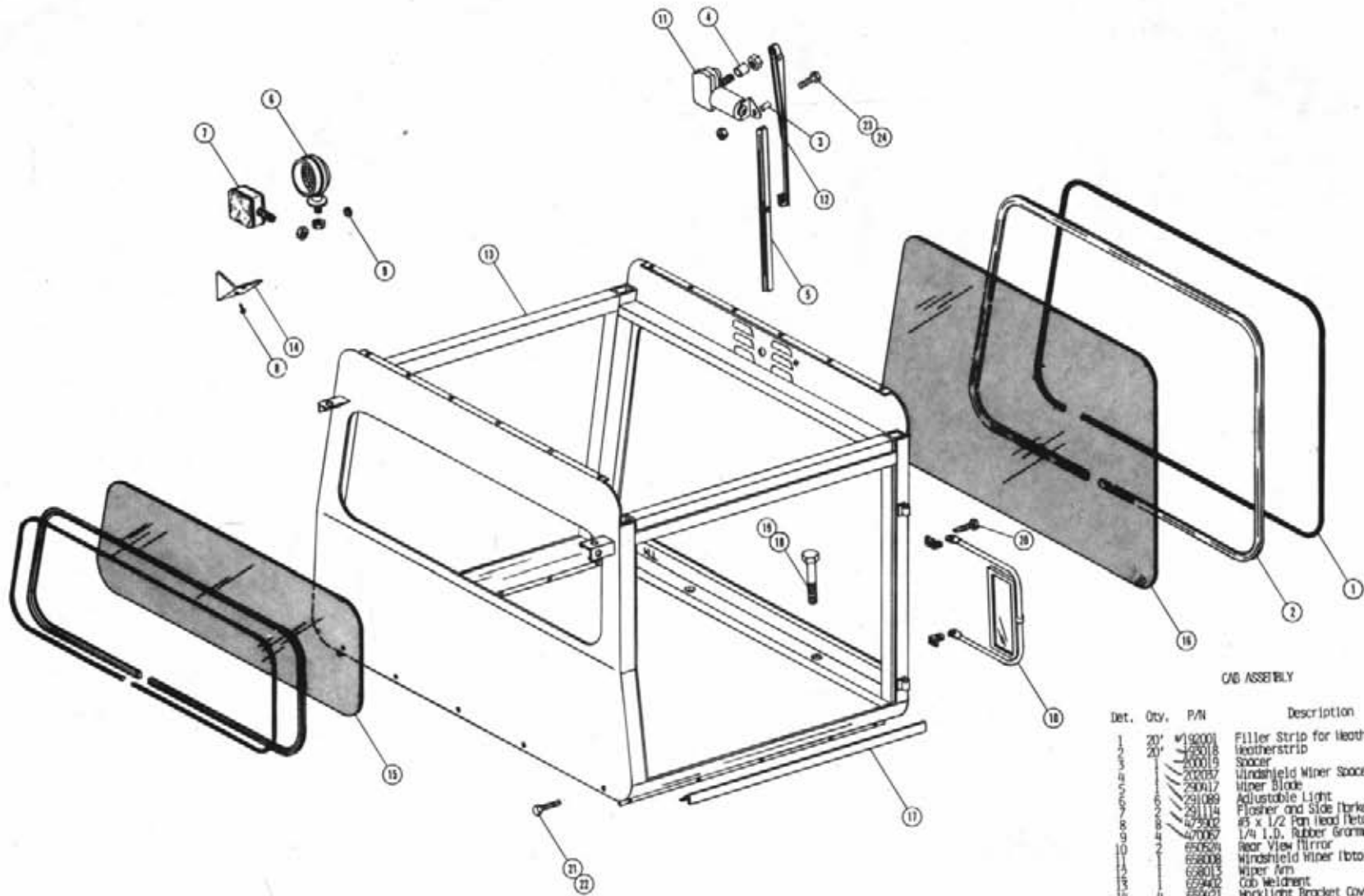


HYDRAULIC TANK ASSEMBLY

Det.	Qty.	P/N	Description
	1	715564	1/4" NPT x 1" Hose Barb
	1	606601	Green Filter
	1	506410	1 1/4" NPT - 90° - Street El.
	1	614453	Oil Dip Stick
	1	611051	Oil Breather
	1	505300	1" NPT - 90° - Elbow
	1	714260	1" NPT x 1" Hose Barb
	1	509000	1/2" to 1/4" Red. Bushing
	1	504702	3/4" Close Nipple
	1	504925	3/4" Pipe Tee
	1	505213	1" to 3/4" Red. Bushing
	1	610500	3/4" NPT x 3/4" FLIC
	1	618520	1/4" NPT - 3/16" FLIC Tee
	1	618451	3/4" FLIC Swivel Run Tee
	1	504210	3/4" to 1/2" Red. Bushing
	1	501100	1/4" NPT Pipe Plug
	1	625603	Line Diffuser
	1	905200	1" NPT - 90° - Street El.
	1	760092	Hydraulic Oil Tank Weld
	1	606600	Nichion Filter
	1	760090	Receiver Plate Weldment
	1	760099	Hydraulic Motor Mtn. Plate Gasket
	1	900094	5/16 x 3/4 Bolt
	1	920000	5/16 SAE Flat Washer
	1	941360	Oil Tank Strap Weldment
	1	914004	3/8 Stover Nut

* Two-Wheel Drive Units Without Aspiration Only P/N 618451.

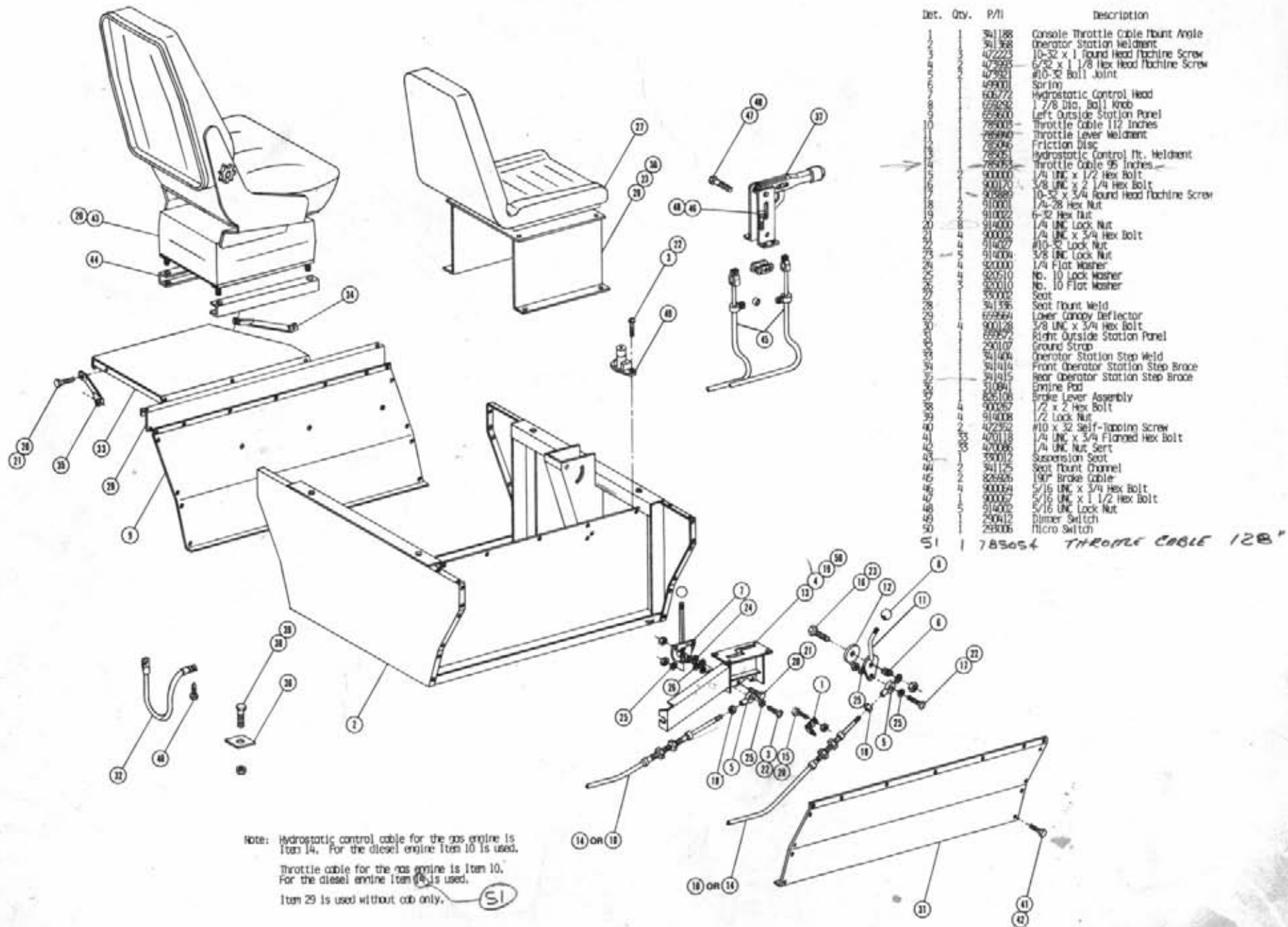
Palto
add 1" Elbow # 1" x 4" Nipple
505300 *505203* ✓



CAB ASSEMBLY

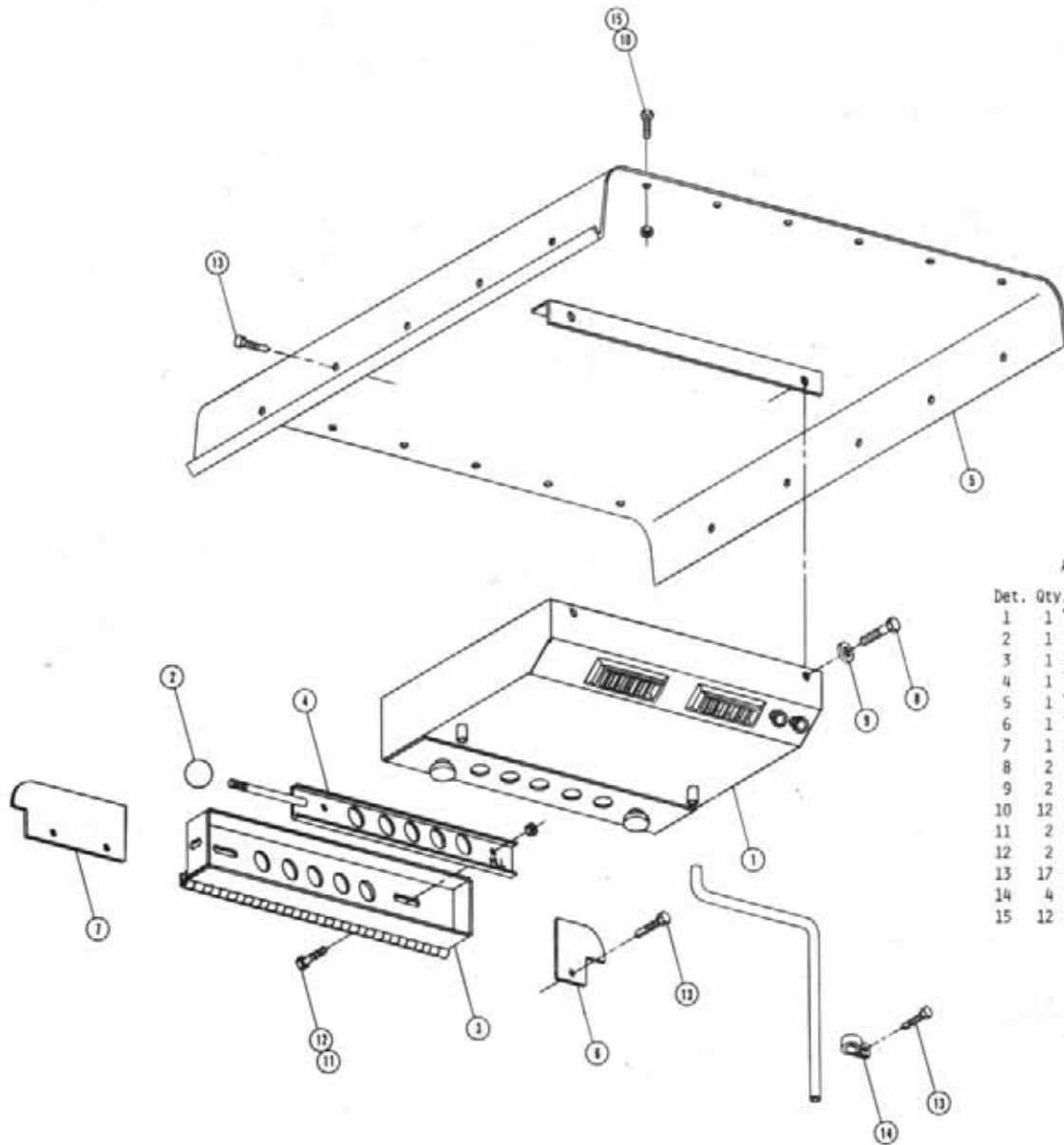
Det.	Qty.	P/N	Description
1	20	4192001	Filler Strip for Weatherstrip
	20	425018	Weatherstrip
		400019	Spacer
		202057	Windshield Wiper Spacer
		290017	Wiper Blade
		291089	Adjustable Light
		291114	Flasher and Side Marker Light
		475902	#5 x 1/2 Pan Head Metal Screw
		470067	1/4 I.D. Rubber Grommet
		650509	Rear View Mirror
		656008	Windshield Wiper Motor
		658013	Wiper Arm
		659402	Cab Weldment
		659421	Worklight Bracket Cover
		659429	Rear Cab Glass
		659425	Front Cab Glass
		659467	Cab Foam Keeper Angle
		900270	1/2 UNF x 3 Hex Bolt
		914000	1/4 UNF Lock Nut
		472969	1/4 x 3/4 Self-Flanging Screw
		420118	1/4 UNF x 3/4 Flanged Bolt
		420121	1/4 - 20 Flanged Lock Nut
		900005	1/4 UNF x 1 1/2 Hex Bolt
		914000	1/4 UNF Lock Nut

OPERATOR STATION ASSEMBLY



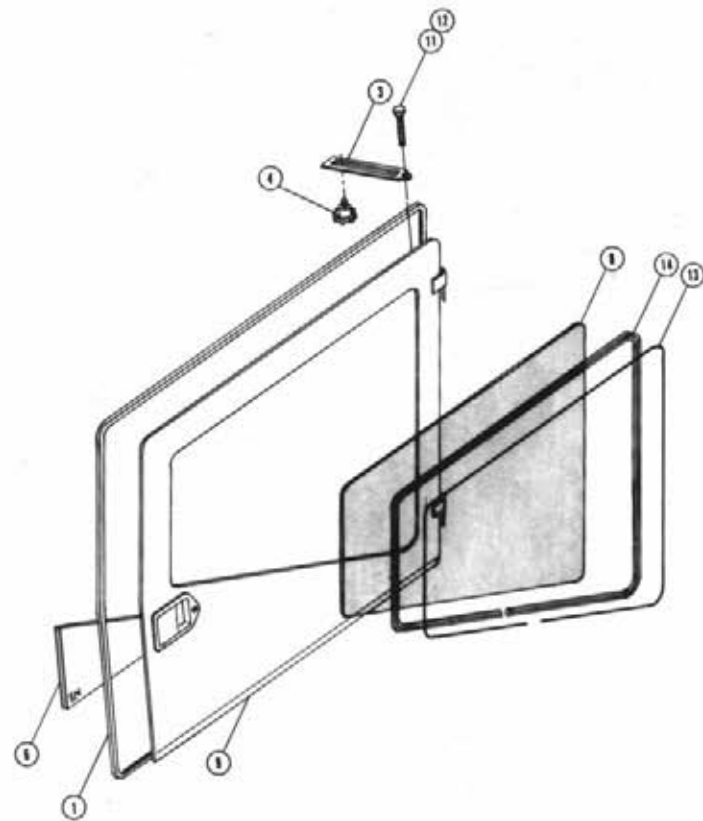
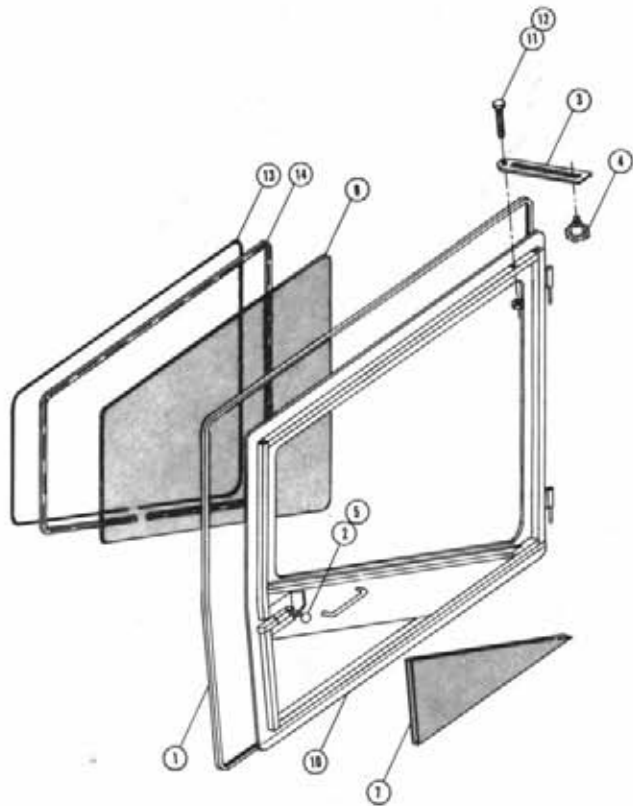
Det.	Qty.	P/1	Description
1	1	341188	Console Throttle Cable Mount Angle
2	1	341168	Operator Station Weldment
3	1	472223	10-32 x 1 Round Head Machine Screw
4	1	475555	6-32 x 1 1/8 Hex Head Machine Screw
5	1	475921	#10-32 Ball Joint
6	1	499001	Spring
7	1	606772	Hydrostatic Control Head
8	1	555252	1 7/8 Dia. Ball Knob
9	1	555600	Left Outside Station Panel
10	1	785003	Throttle Cable 112 Inches
11	1	785003	Throttle Lever Weldment
12	1	785046	Friction Disc
13	1	785051	Hydrostatic Control Mt. Weldment
14	1	785053	Throttle Cable 95 Inches
15	1	900000	1/4 UNC x 1/2 Hex Bolt
16	1	900170	3/8 UNC x 2 1/4 Hex Bolt
17	1	900880	10-32 x 3/4 Round Head Machine Screw
18	1	910001	1/4-28 Hex Nut
19	1	910002	6-32 Hex Nut
20	1	914000	1/4 UNC Lock Nut
21	1	900002	1/4 UNC x 3/4 Hex Bolt
22	1	914007	#10-32 Lock Nut
23	1	914004	3/8 UNC Lock Nut
24	1	920000	1/4 Flat Washer
25	1	920510	No. 10 Lock Washer
26	1	920010	No. 10 Flat Washer
27	1	930002	Seat
28	1	341136	Seat Mount Weld
29	1	655664	Lower Canopy Deflector
30	1	900128	3/8 UNC x 3/4 Hex Bolt
31	1	555252	Right Outside Station Panel
32	1	290107	Ground Strap
33	1	341404	Operator Station Step Weld
34	1	341414	Front Operator Station Step Brace
35	1	341415	Rear Operator Station Step Brace
36	1	310941	Engine Pad
37	1	825106	Brake Lever Assembly
38	1	900057	1/2 x 2 Hex Bolt
39	1	914008	1/2 Lock Nut
40	1	472552	#10 x 32 Self-Tapping Screw
41	1	420118	1/4 UNC x 3/4 Flanged Hex Bolt
42	1	470086	1/4 UNC Nut Sert
43	1	300112	Suspension Seat
44	1	341125	Seat Mount Channel
45	1	825606	19K Brake Cable
46	1	900064	5/16 UNC x 3/4 Hex Bolt
47	1	900057	5/16 UNC x 1 1/2 Hex Bolt
48	1	914002	5/16 UNC Lock Nut
49	1	290412	Dimmer Switch
50	1	293006	Micro Switch
51	1	785054	THROTTLE CABLE 120"

Note: Hydrostatic control cable for the gas engine is Item 14. For the diesel engine Item 10 is used.
 Throttle cable for the gas engine is Item 10. For the diesel engine Item 14 is used.
 Item 29 is used without cab only. (SI)



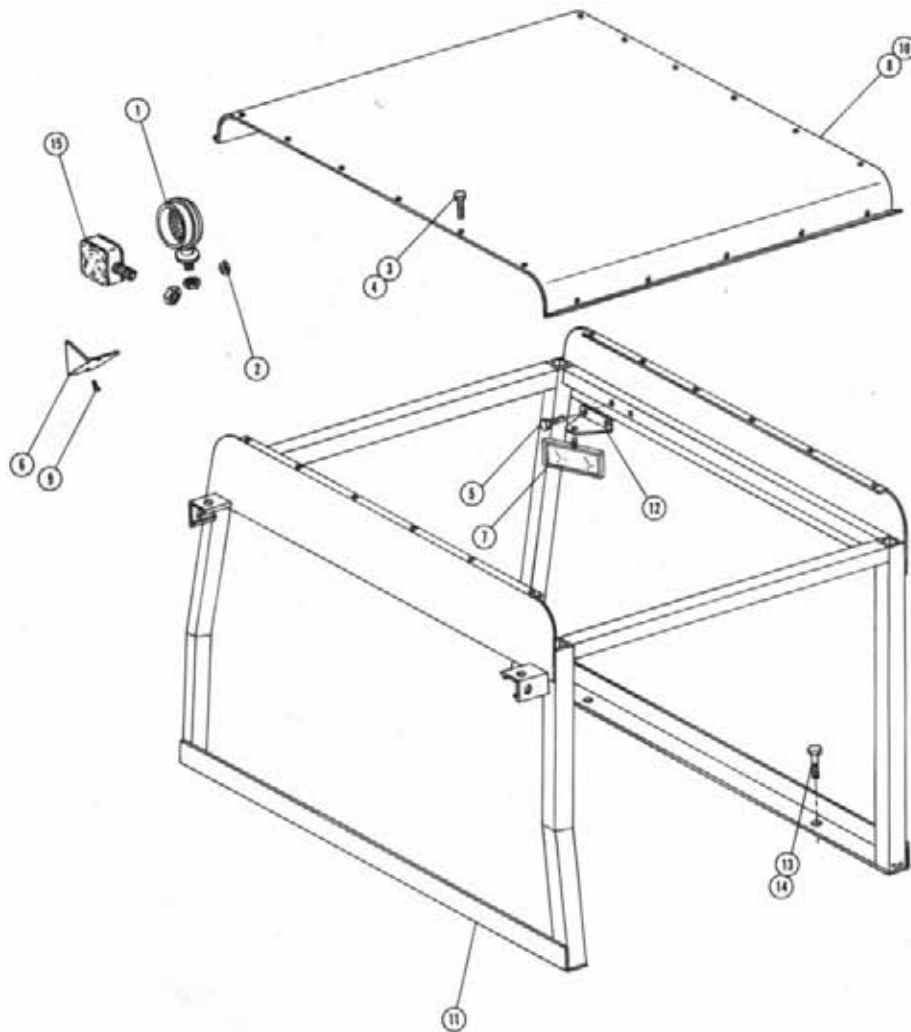
AIR CONDITIONER ASSEMBLY AND ROOF

Det.	Qty.	P/N	Description
1	1	657303	Air Conditioner Evaporator Kit
2	1	659291	3/8 X 1 Ball Knob
3	1	659439	Air Conditioner Housing Mount Weldment
4	1	659442	Outside Air Slide Weldment
5	1	659445	Cab Roof Weldment
6	1	659448	Right Cab Roof Gusset
7	1	759449	Left Cab Roof Gusset
8	2	900130	3/8 UNC X 1 1/4 Hex Bolt
9	2	920002	3/8 SAE Flat Washer
10	12	470118	1/4 UNC X 3/4 Flanged Hex Bolt
11	2	914000	1/4 UNC Lock Nut
12	2	900000	1/4 UNC X 1/2 Hex Bolt
13	17	472349	1/4 X 3/4 Self-Tapping Screw
14	4	520117	5/8 Cushion Hose Clamp
15	12	470121	1/4-20 Flanged Lock Nut



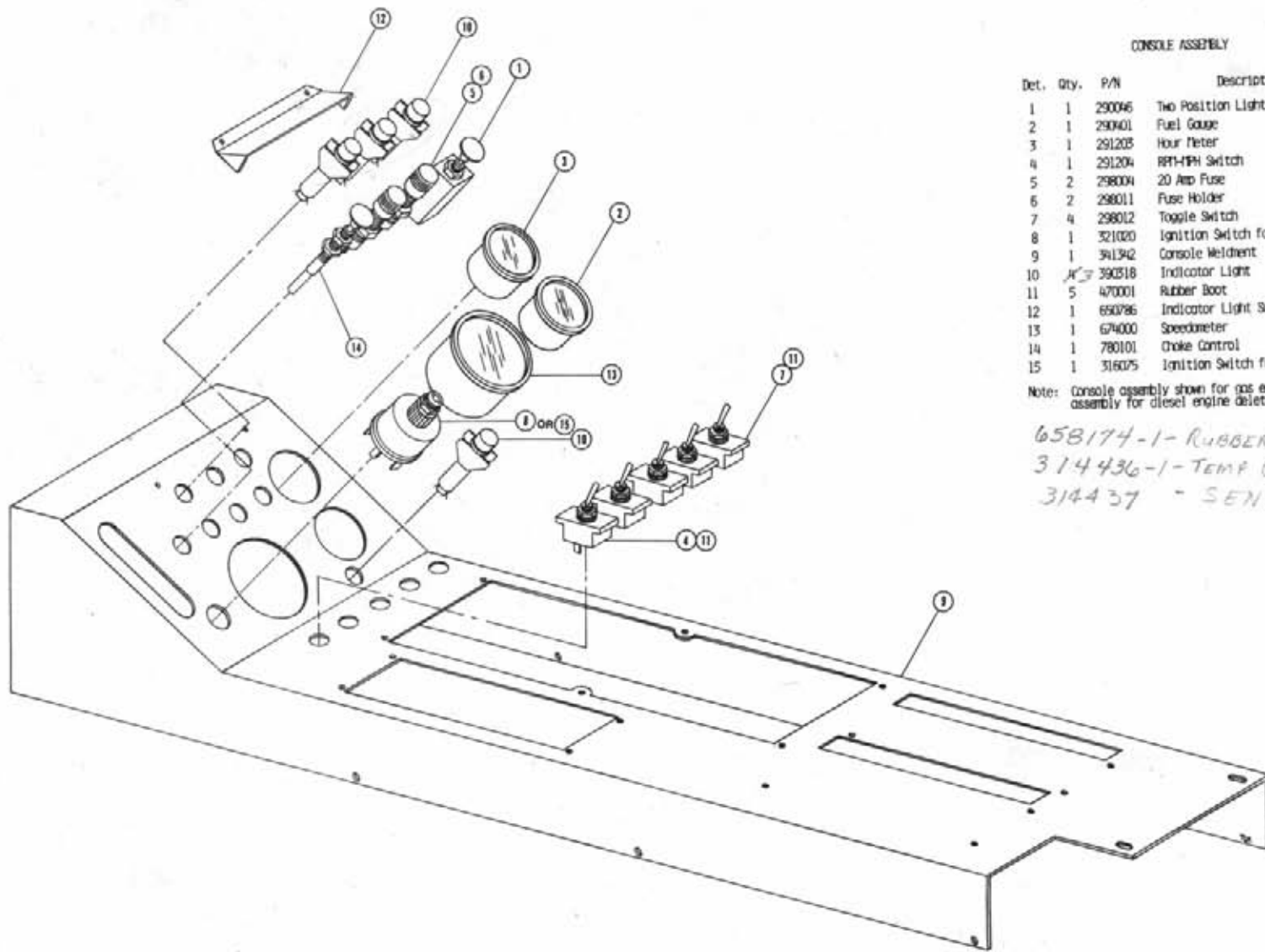
DOOR ASSEMBLY

Det.	Qty.	P/N	Description
1	13'	193028	Snap-On Seal
2	2	470077	3/8 UNC X 1 3/4 Stud
3	2	659159	Door Catch Slide
4	2	470024	3/8 UNC Plastic Knob
5	2	659292	1 7/8 Ball Knob
6	1	659384	Foam, Right Door Panel
6	1	659386	Foam, Left Door Panel
7	1	659388	Cab Door Glass
8	2	659426	Right Cab Door Weldment
9	1	659427	Left Cab Door Weldment
10	1	659436	1/4 UNC X 1 1/4 Hex Bolt
11	2	900004	1/4 UNC Lock Nut
12	2	914000	Filler Strip
13	9'	192001	Self Seal Weather-Strip
14	9'	193018	



CANOPY ASSEMBLY

Det.	Qty.	P/N	Description
	6	291089	Adjustable Light
		420067	1/4 I.D. Rubber Grommet
		420118	1/4 UNC x 3/4 Flanged Hex Bolt
		420121	1/4 - 20 Flanged Nut
		422569	1/4 x 3/4 Self-Tapping Screw
		479402	No. 8 x 12 Pan Head Flat Screw
		650524	Outside Rear View Mirror
		659283	Roof Foam
		659401	Work Light Bracket Cover
		659446	Cab Roof
		659508	Canopy Weldment
		659569	Rear View Mirror Mounting Bracket
		900255	1/2 x 1 1/2 Hex Bolt
		914008	1/2 UNC Lock Nut
		251114	Flasher and Side Marker Light

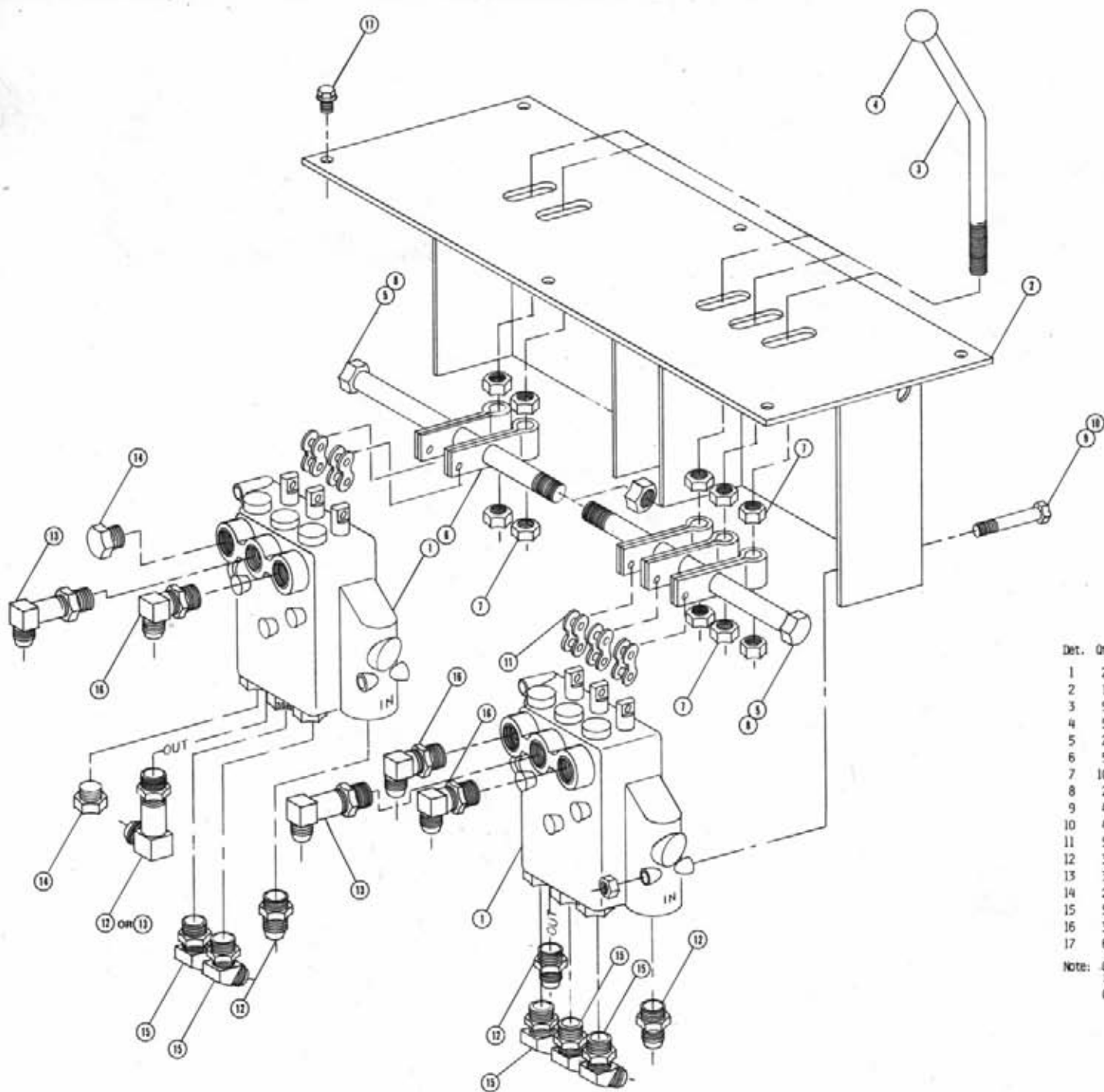


CONSOLE ASSEMBLY

Det.	Qty.	P/N	Description
1	1	290046	Two Position Light Switch
2	1	290401	Fuel Gauge
3	1	291203	Hour Meter
4	1	291204	RPM-MPH Switch
5	2	298004	20 Amp Fuse
6	2	298011	Fuse Holder
7	4	298012	Toggle Switch
8	1	321020	Ignition Switch for Gas Engine
9	1	341342	Console Weldment
10	4	390318	Indicator Light
11	5	470001	Rubber Boot
12	1	650786	Indicator Light Sun Shield
13	1	674000	Speedometer
14	1	780101	Choke Control
15	1	316075	Ignition Switch for Diesel Engine

Note: Console assembly shown for gas engine. For console assembly for diesel engine delete items 8 and 14.

658174-1- RUBBER PLUG 314437
 314436-1- TEMP GA. - for 280° DEG
 314437 - SENDER - 280°



THREE SPOOL VALVE ASSEMBLY

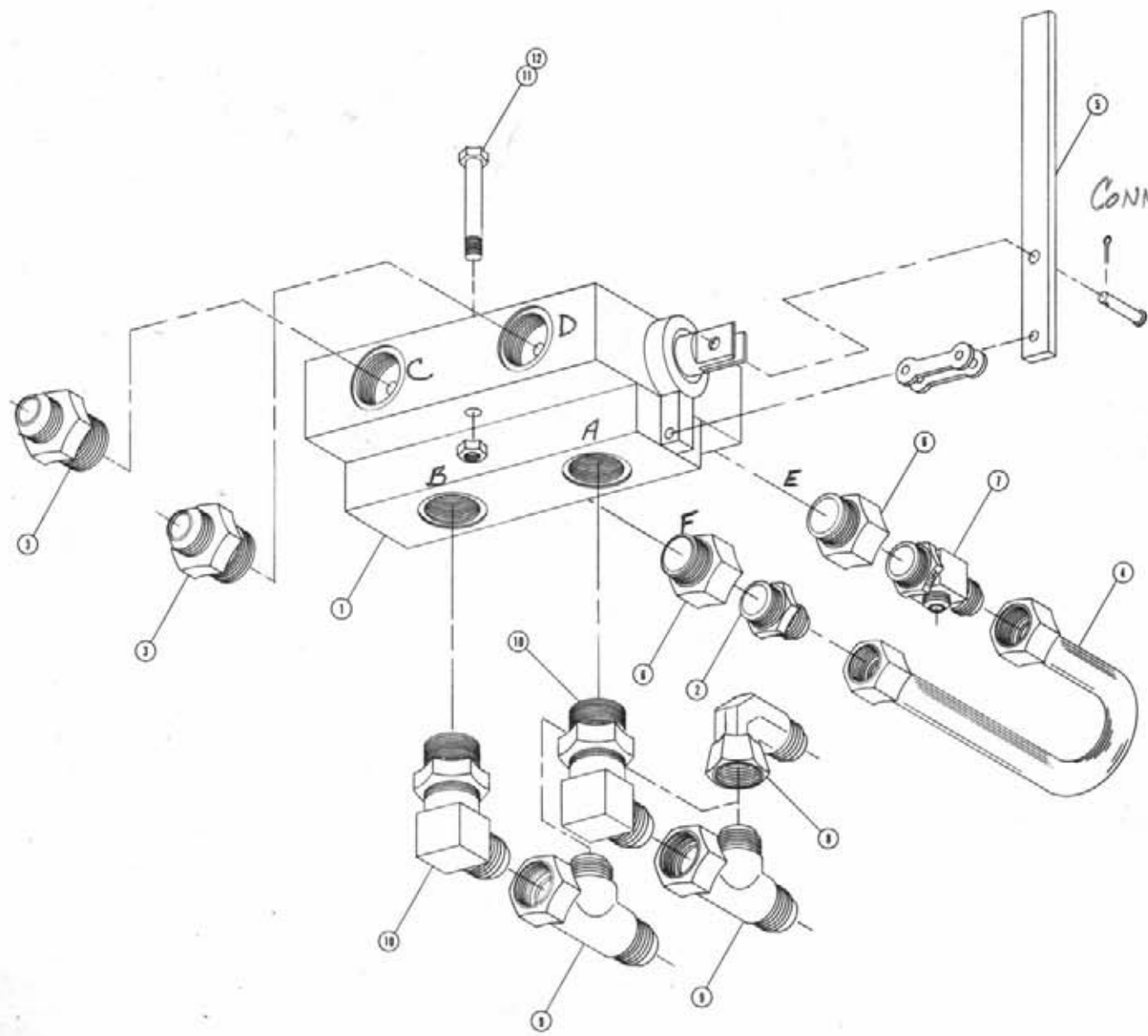
Det.	Qty.	P/N	Description
1	2	606585	Cesaro Three Spool Valve
2	1	341375	Three Spool Valve Mount Weldment
3	5	615337	Valve Handle
4	5	659291	1" Diameter Ball
5	2	900144	3/8 x 6 1/2 Bolt
6	5	615336	Valve Handle Link
7	10	470087	3/8 UNC Whit Nut
8	2	914004	3/8 Lock Nut
9	4	900008	1/4 x 2 1/2 Bolt
10	4	914000	1/4 Lock Nut
11	5	221001	Connector Link Clip
12	3	618126	9/16 FDR x 9/16 FIIC
13	3	618440	9/16 FDR-90°-9/16 Long JIC
14	2	610185	9/16 O-Ring Plug
15	5	618425	9/16 FDR-45°-9/16 FIIC
16	3	618119	9/16 FDR-90°-9/16 FIIC
17	6	470122	1/4 x 1/2 Flange Head Bolt

Note: On machines with mechanical aspiration, Item 13 is used.
On machines with jet aspiration, Item 12 is used.

Spool IN connects PORTS A & D
B & C

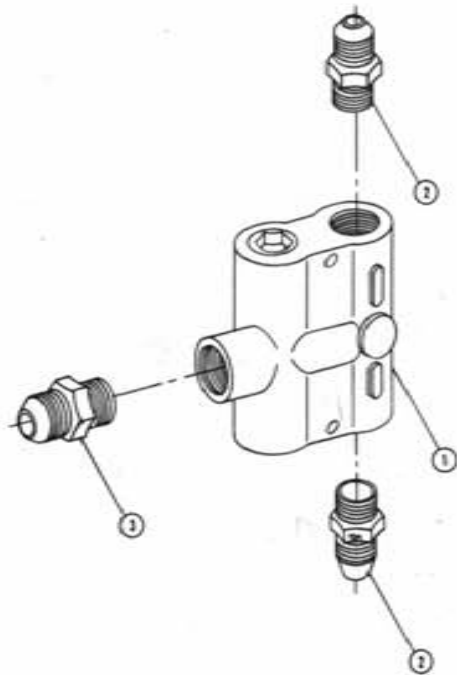
Spool out
CONNECTS PORTS A & E
B & F

- 31 -



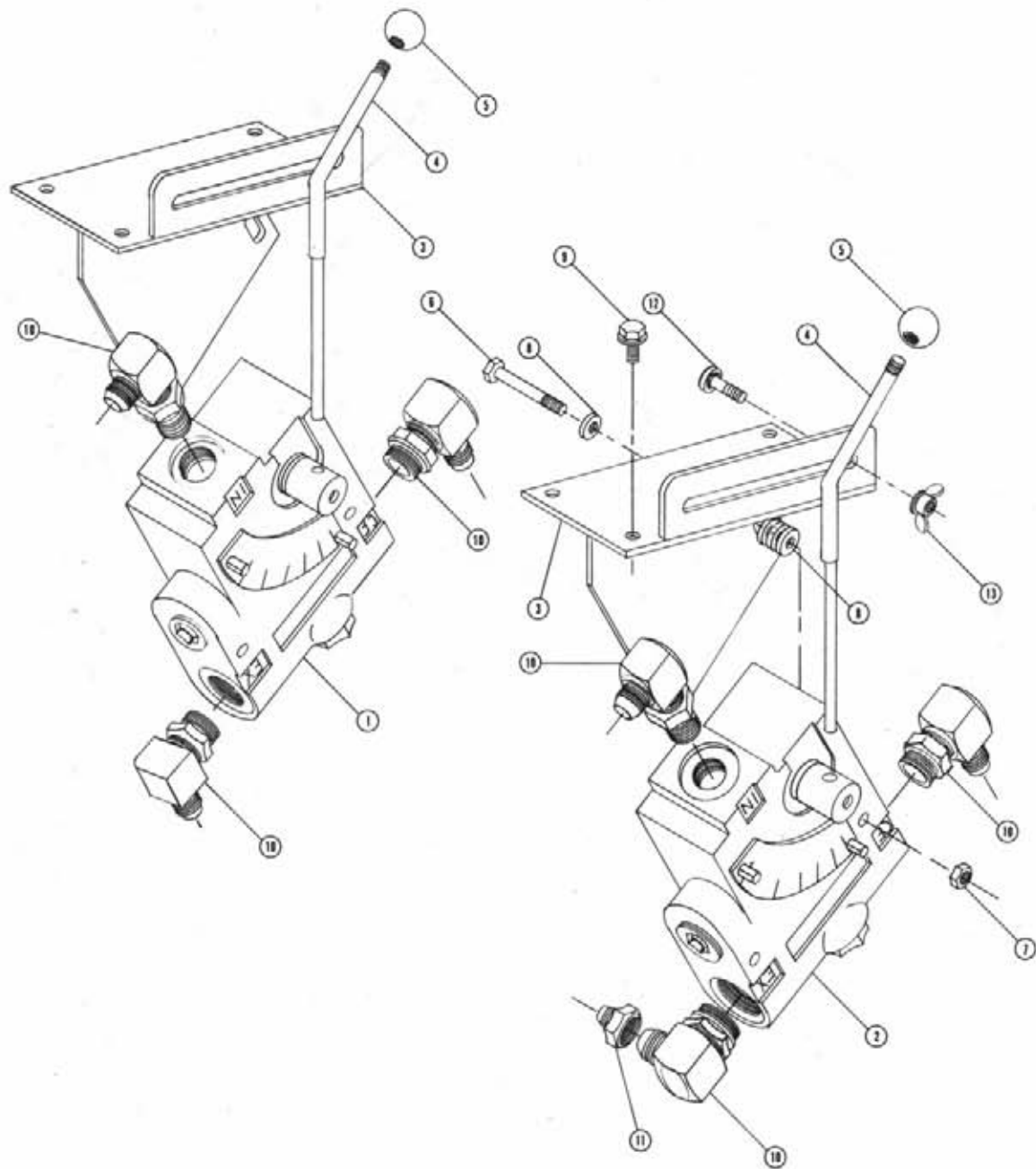
FOUR-WHEEL DRIVE SELECTOR VALVE ASSEMBLY

Det.	Qty.	P/N	Description
	1	606003	Green Selector Valve D512
	1	611126	7/8 TDR x 7/8 TUIIC
	1	611127	1 1/16 TDR x 1 1/16 TUIIC
	1	614198	Four-Wheel Drive U-Tube
	1	615592	Four-Wheel Drive Selector Valve Handle
	1	618132	1 1/16 TDR x 7/8 FOR Reducer
	1	618287	7/8 TDR x 7/8 TUIIC x 3/16 JIC Branch T
	1	618301	7/8 TUIIC - 90° - 7/8 FJIC Swivel
	1	618333	7/8 JIC Swivel Ban T
	1	618535	1 1/16 TDR - 90° - 7/8 TUIIC
	1	900071	5/16 x 2 3/4 Bolt
	1	914002	5/16 Stover Nut



FLOW DIVIDER ASSEMBLY

Det.	Qty.	P/N	Description
1	1	610576	Flow Divider
2	2	618310	7/8 NDR - 9/16 RUIIC
3	1	611126	7/8 NDR - 7/8 RUIIC

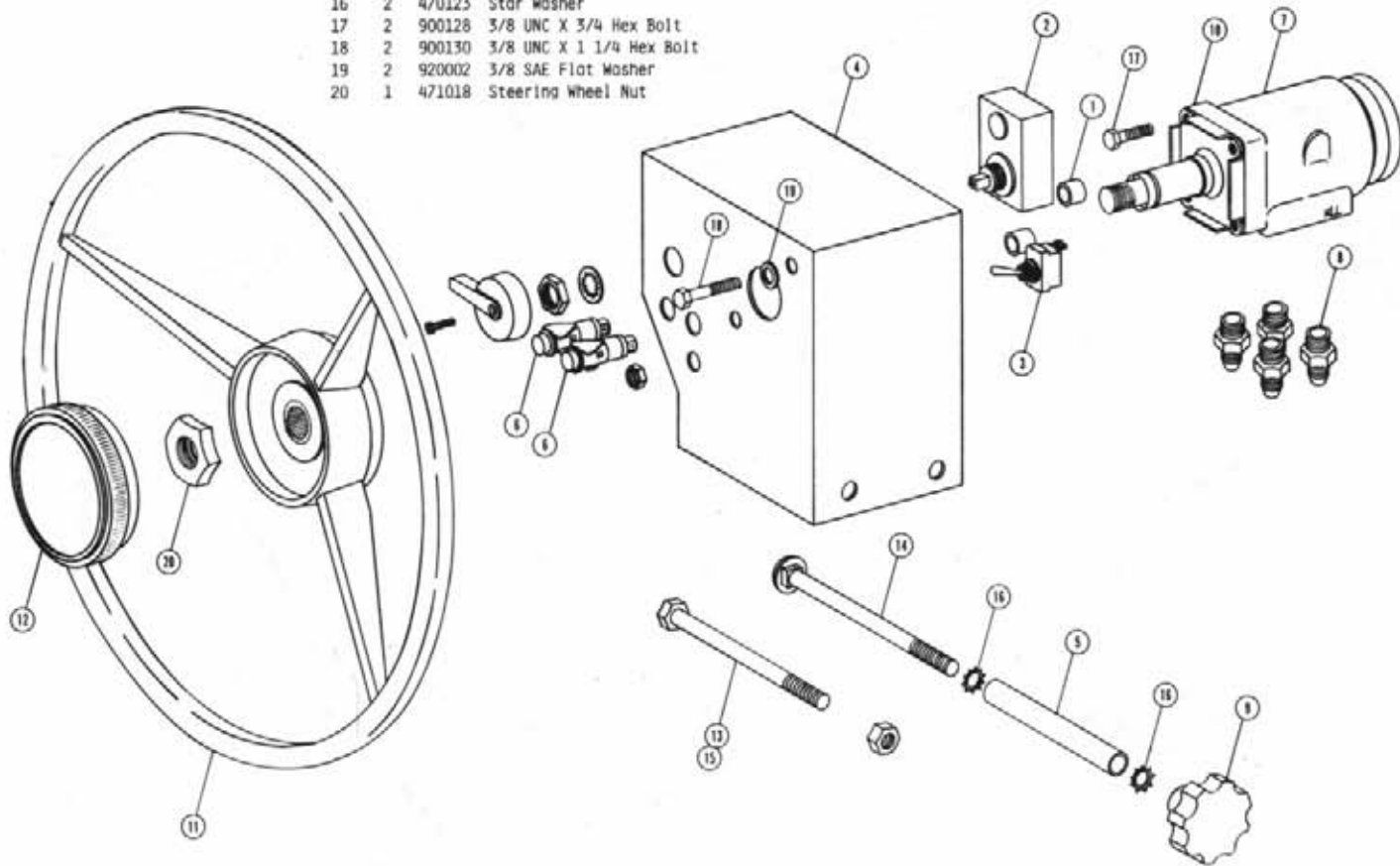


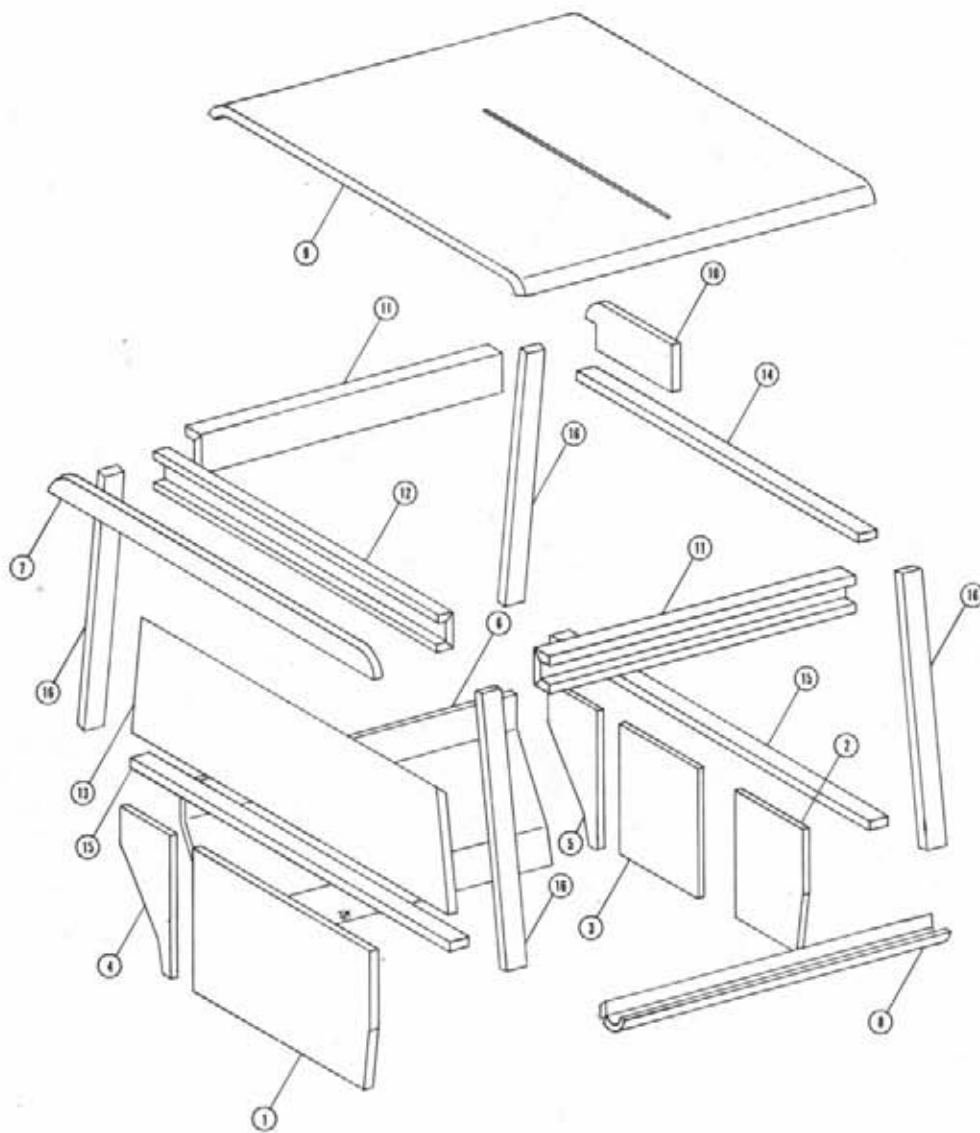
VARIABLE FLOW CONTROL ASSEMBLIES

Det.	Qty.	P/N	Description
1	1	606818	Solution Variable Flow Control
2	1	606827	Adjuster Variable Flow Control
3	2	606837	Flow Control Mount Weldment
4	2	615461	Flow Control Lever Weldment
5	2	669291	1" Diameter Ball Knob
6	4	900000	1/4 x 2-1/2 Bolt <i>900010 1/4 x 3</i>
7	4	914000	1/4 Stover Nut
8	16	920000	1/4 SAE Flat Washer
9	6	470118	1/4 x 3/4 Flange Head Bolt
10	6	618183	7/8 HDR - 90° - 3/4 FLTC
11	1	618482	3/4 FLTC - 9/16 FLTC
12	1	901064	5/16 x 3/4 Carriage Bolt
13	1	473900	5/16 Wing Nut

STEERING WHEEL ASSEMBLY

Det.	Qty.	P/N	Description
1	2	200464	Spacer
2	1	291088	Flasher/Turn Signal Switch
3	1	298012	Toggle Switch
4	1	341180	Steering Column Cover Weldment
5	1	341202	Steering Column Spacer Tube
6	2	390318	Indicator Light
7	1	610318	Steering Motor
8	4	618109	3/4 MOR X 9/16 MJIC
9	1	742502	Steering Adjustment Knob
10	1	749178	Steering Column
11	1	749192	Steering Wheel
12	1	749193	Steering Wheel Cap
13	1	900277	1/2 UNC X 5 1/2 Hex Bolt
14	1	901276	1/2 UNC X 5 Carriage Bolt
15	1	914008	1/2 UNC Lock Nut
16	2	470123	Star Washer
17	2	900128	3/8 UNC X 3/4 Hex Bolt
18	2	900130	3/8 UNC X 1 1/4 Hex Bolt
19	2	920002	3/8 SAE Flat Washer
20	1	471018	Steering Wheel Nut



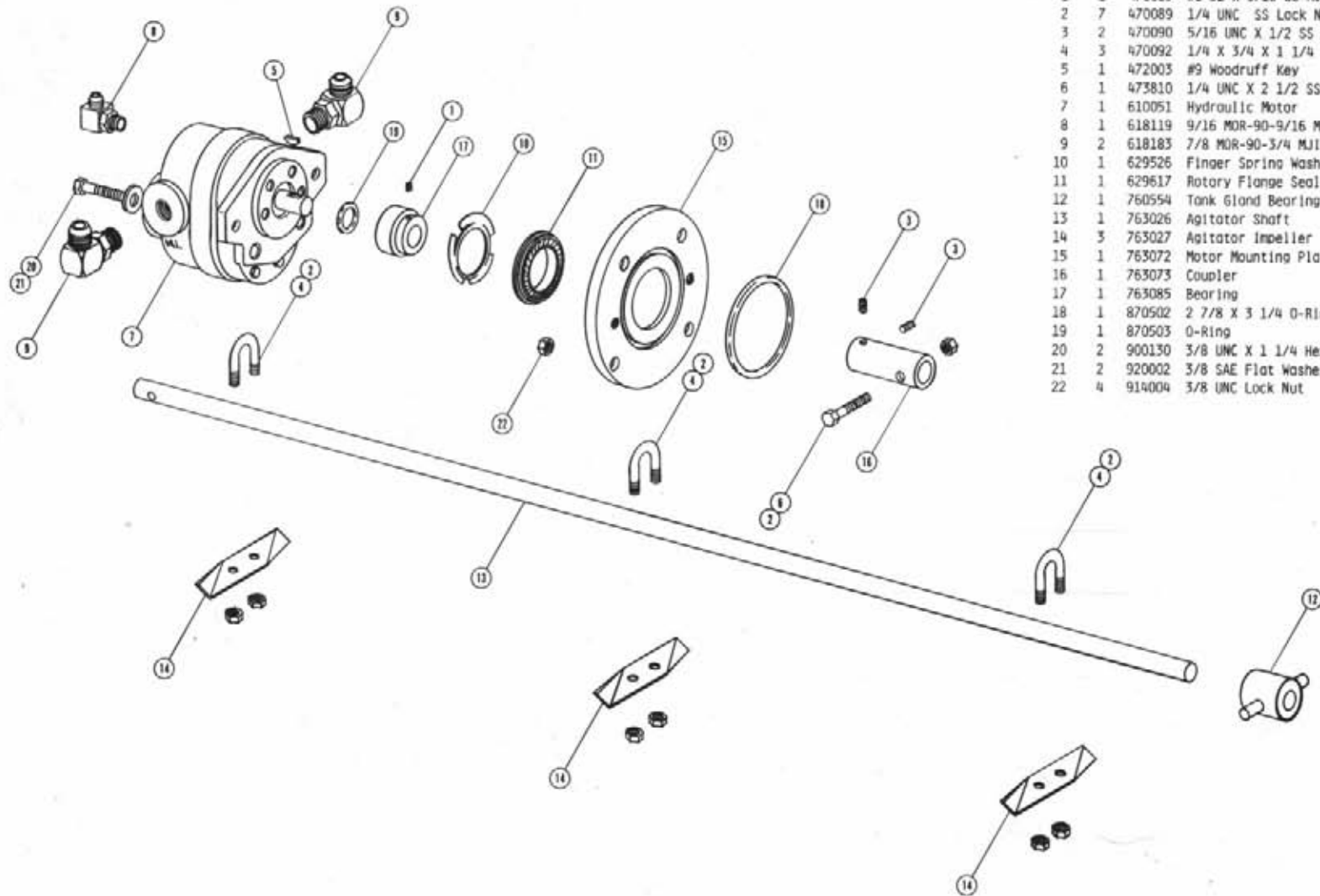


CAB FOAM

Det.	Qty.	P/N	Description
1	1	659397	Foam, Center Rear Operator Station
2	1	659394	Foam, Right Front Operator Station
3	1	659393	Foam, Center Front Operator Station
4	1	659396	Foam, Left Rear Operator Station
5	1	659395	Foam, Left Front Operator Station
6	1	659398	Foam, Left Side Panel
7	1	659381	Foam, Rear Top Crossmember
8	1	659399	Foam, Console Side
9	1	659383	Foam, Cab Roof
10	1	659385	Foam, Left Top Cab Corner
11	2	659392	Foam, Upper Side Frame
12	1	659393	Foam, Upper Rear Frame
13	1	659394	Foam, Lower Rear Window Panel
14	1	659396	Foam, Cab Tube 37.25 Long
15	2	659397	Foam, Cab Tube 42.75 Long
16	4	659398	Foam, Cab Tube 32.25 Long

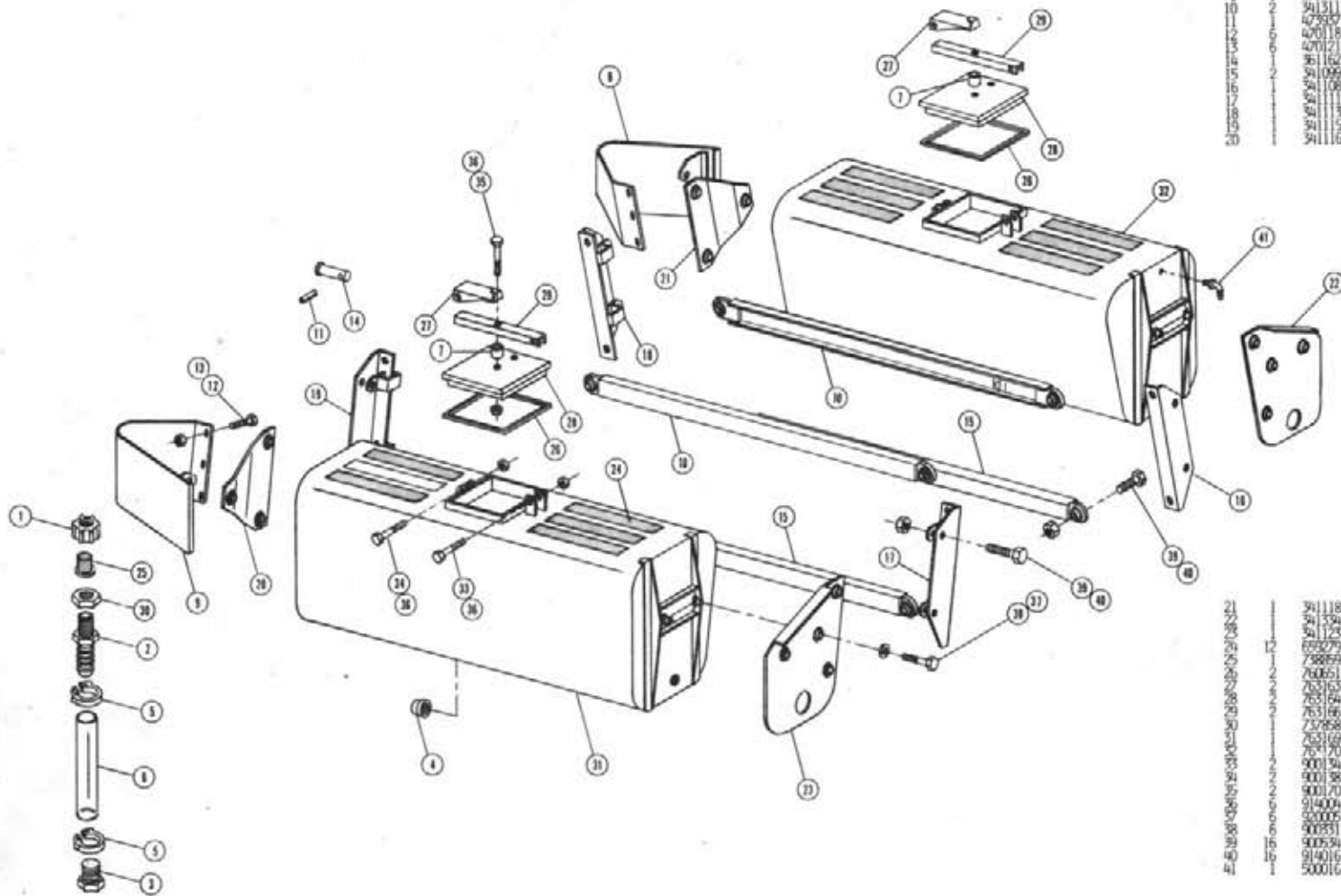
AGITATOR ASSEMBLY

Det.	Qty.	P/N	Description
1	1	470083	#8-32 X 3/16 SS Allen Head Set Screw
2	7	470089	1/4 UNC SS Lock Nut
3	2	470090	5/16 UNC X 1/2 SS Set Screw
4	3	470092	1/4 X 3/4 X 1 1/4 SS "U" Bolt
5	1	472003	#9 Woodruff Key
6	1	473810	1/4 UNC X 2 1/2 SS Hex Head Cap Screw
7	1	610051	Hydraulic Motor
8	1	618119	9/16 MOR-90-9/16 MJIC
9	2	618183	7/8 MOR-90-3/4 MJIC
10	1	629526	Finger Spring Washer
11	1	629617	Rotary Flange Seal
12	1	760554	Tank Gland Bearing Assembly
13	1	763026	Agitator Shaft
14	3	763027	Agitator Impeller
15	1	763072	Motor Mounting Plate
16	1	763073	Coupler
17	1	763085	Bearing
18	1	870502	2 7/8 X 3 1/4 O-Ring
19	1	870503	O-Ring
20	2	900130	3/8 UNC X 1 1/4 Hex Bolt
21	2	920002	3/8 SAE Flat Washer
22	4	914004	3/8 UNC Lock Nut

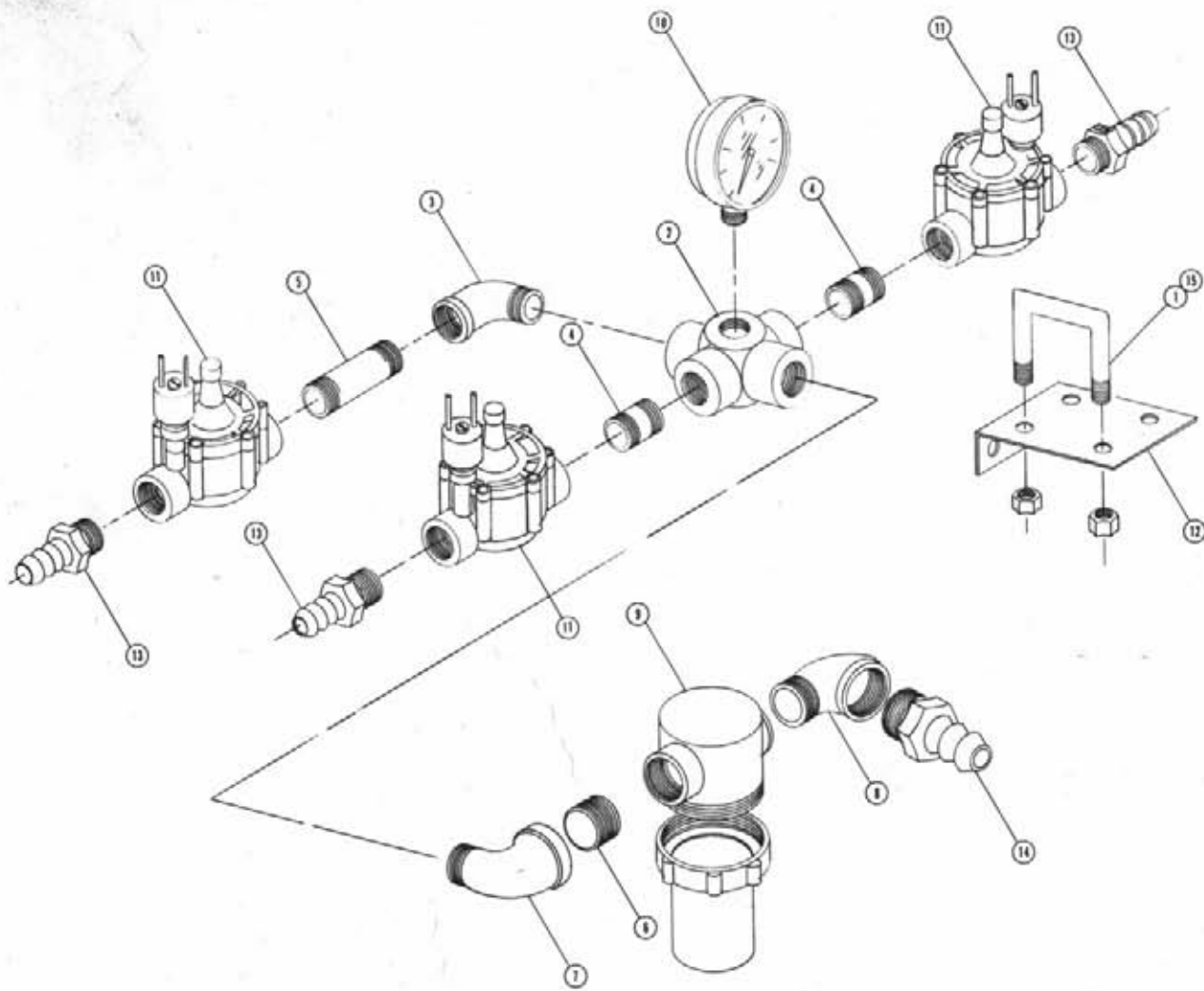


STAINLESS STEEL SOLUTION TANK ASSEMBLY

Det.	Qty.	P/N	Description
1	1	500005	11/16 Nylon Swivel Nut
2	1	500006	1/16 IPS x 3/8 Hose Barb
3	1	500007	1/8 NPT Nylon Hex Plug
4	1	500008	1/4 Black Pipe Cap
5	1	520003	1/4 Vinyl Snap Clamp
6	1	601216	Vent Hose
7	1	601251	3/4 x 1/2 Hose
8	1	659602	Right Front Tank Shield
9	1	659608	Left Front Tank Shield
10	1	941311	Upper Side Rail Channel Weld
11	2	423957	3/8 x 2 3/8 Roll Pin
12	1	420118	1/4 UNC x 3/4 Flanged Bolt
13	1	420121	1/4 UNC Flanged Lock Nut
14	1	961162	Carriage Pivot Pin Weldment
15	1	941099	Side Rail Tube Weldment
16	1	941106	Right Rear Tank Mt. Angle Weldment
17	1	941111	Left Rear Tank Mt. Angle Weldment
18	1	941113	Right Front Tank Mt. Angle Weldment
19	1	941115	Left Front Tank Mt. Angle Weldment
20	1	941116	Left Front Tank Mounting Plate



21	1	941118	Right Front Tank Mounting Plate
22	1	941124	Right Rear Tank Mounting Plate
23	1	941125	Left Rear Tank Mounting Plate
24	1	659279	Safety Walk
25	1	738859	Nylon Screen Assembly
26	1	260651	Tank Lid Gasket
27	1	263163	Spray Tank Latch Handle
28	1	263164	Spray Tank Lid
29	1	263166	Tank Lid Channel
30	1	232858	11/16 Nut
31	1	263169	Left Spray Tank Weldment
32	1	263170	Right Spray Tank Weldment
33	1	900134	3/8 UNC x 2 1/2 Hex Bolt
34	1	900138	3/8 UNC x 3 1/2 Hex Bolt
35	1	900170	3/8 UNC x 2 1/4 Hex Bolt
36	1	914004	3/8 UIC Lock Nut
37	1	500005	3/8 Flat Washer
38	1	900331	5/8 UNC x 1 Hex Bolt
39	1	900534	1" UNC x 3 Hex Bolt
40	1	914016	1" UNC Lock Nut
41	1	500016	1/8 NPT - 90 - 1/4 Hose Barb



SOLUTION SOLENOID ASSEMBLY

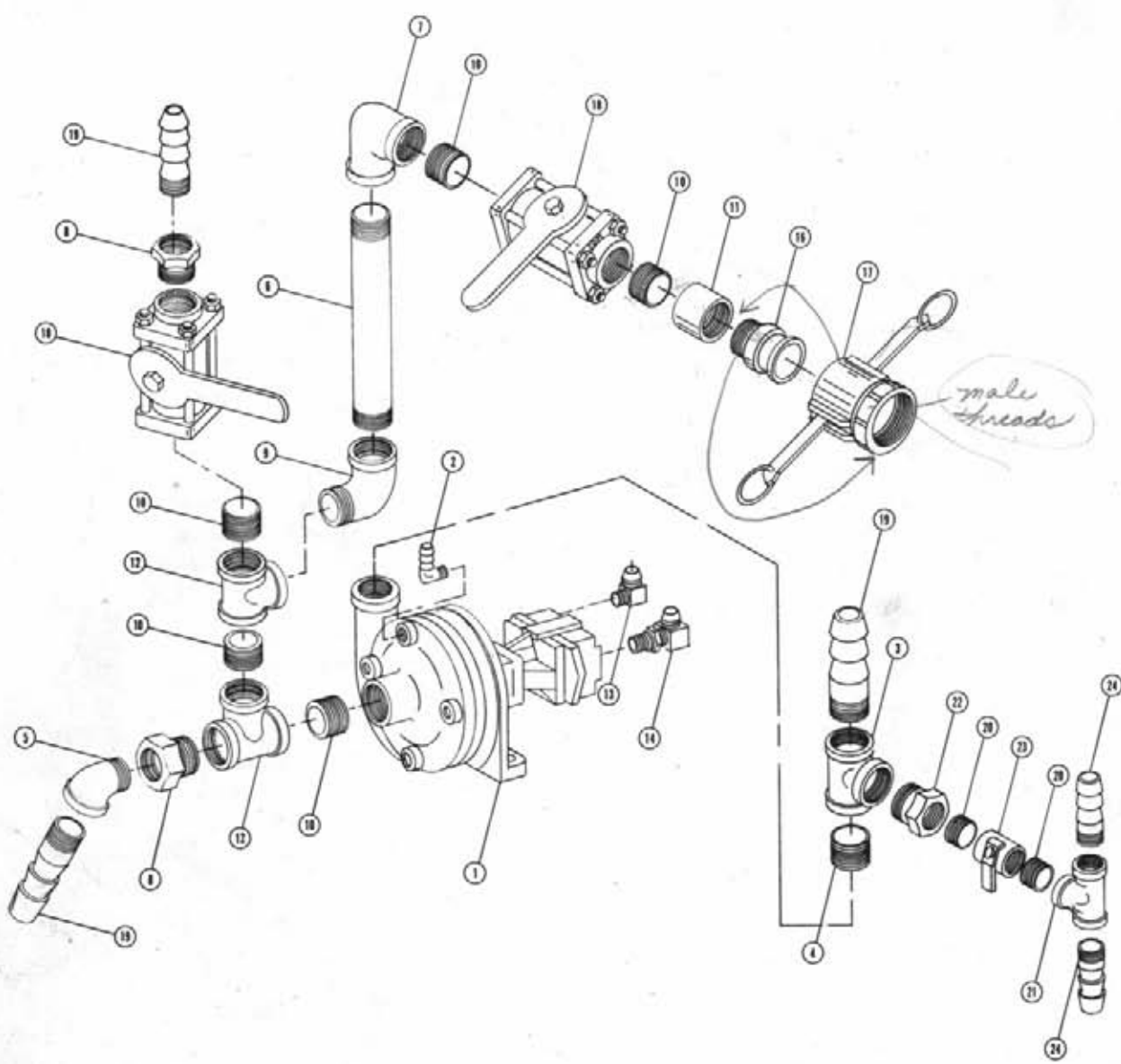
Det.	Qty.	P/N	Description
1	2	473949	5/16 UNC x 1 9/16 U-Bolt
2	1	505107	1" NPT Outlet Cross
3	1	505200	1" Street Elbow
4	2	505201	1" Close Nipple
5	1	505210	1 x 3 Pipe Nipple
6	1	506200	1 1/4" Close Nipple
7	1	506400	1 1/4" to 1" Reduce Street Elbow
8	1	506410	1 1/4" Street Elbow
9	1	690060	Line Strainer
10	1	690299	Press Gauge
11	3	690247	Solution Solenoid Valve
12	1	690308	Solution Solenoid Mount
13	3	714331	1 NPT x 3/4 Hose Barb
14	1	715660	1 1/4 NPT x 1 1/4 Hose Barb
15	4	914000	1/4 UNC Stover Nut

SOLUTION PUMP ASSEMBLY

Dec.	Qty.	P/N	Description
1	1	69034	Micro Pump
2	1	50016	1/4 NPT - 90° - 1/4 Hose Barb
3	1	50610	1/4 NPT Pipe Tee
4	1	50600	1/4 NPT Close Nipple
5	1	50649	1/4 NPT - 45° - St. El.
6	1	50610	1/2 NPT x 1/4 Pipe Nipple
7	1	50714	1/2 NPT - 90° - Elbow
8	1	50715	1/2 NPT to 1/4 Reducer
9	1	50718	1/2 NPT - 90° - St. El.
10	1	50719	1/2 NPT Close Nipple
11	1	50725	1/2 NPT Pipe Coupler
12	1	50729	1/2 NPT Pipe Tee
13	1	61146	1/2 NPT - 90° - 3/4 RUC
14	1	61824	1/4 Tee - 90° - 3/4 RUC
15	1	69032	1/2 FIPT Adaptor
16	1	69033	1/2 Male NPT Coupler
17	1	69610	1/2 Ball Valve
18	1	71560	1/4 NPT x 1/4 Hose Barb
19	1	50900	1/2 NPT Close Nipple
20	1	50820	1/2 NPT Pipe Tee
21	1	50727	1/4 NPT to 1/2 NPT Reducer
22	1	69602	1/2 NPT Ball Valve
23	1	71430	1/2 NPT x 1/2 Hose Barb

Note: Items 20 through 24 are used for jet agitation only. For mechanical agitation a P/N 506101 - 1/4 NPT Pipe Plug is used.

69034 ADPTA PLUG FOR COUPLER
69033

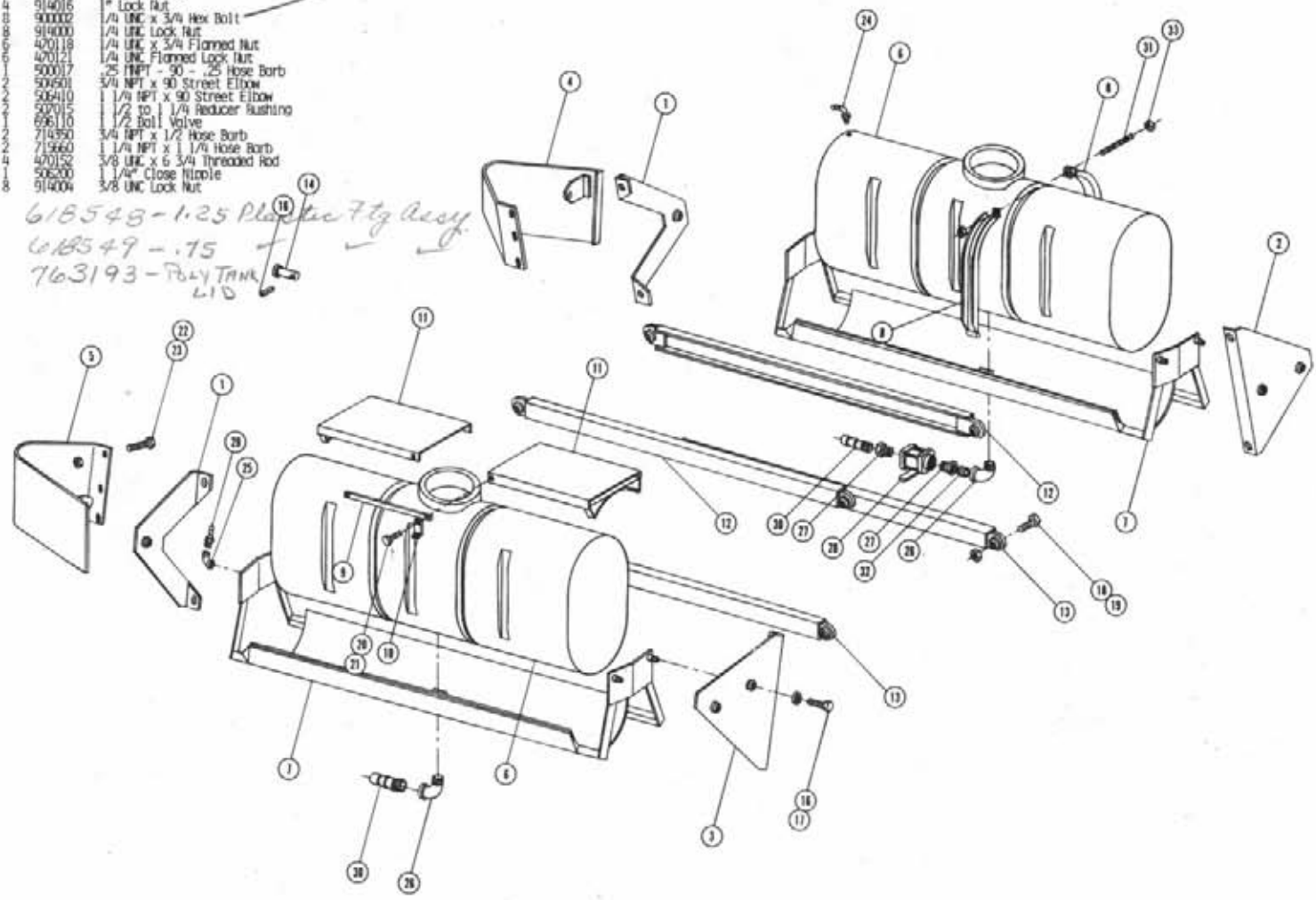


POLYETHYLENE SOLUTION TANK ASSEMBLY

Det.	Qty.	P/N	Description
2	1	341398	Front Tank Mounting Plate Weldment
		341400	Right Rear Tank Mounting Plate Weldment
		341402	Left Rear Tank Mounting Plate Weldment
		659604	Right Front Tank Shield
		659605	Left Front Tank Shield
		265176	Polyethylene Tank
		763177	Polyethylene Tank Cradle Weldment
		763188	Polyethylene Tank Band Weldment
		341413	Cotwalk Groove
		341412	Cotwalk Mounting Tab
		341399	Cotwalk Weldment
		341311	Upper Side Rail Channel Weldment
		341099	Side Rail Tube Weldment
		361162	Carriage Pivot Pin Weldment
		479897	5/8 x 2 3/8 Roll Pin
		900991	5/8 x 1 Hex Roll
		500005	5/8 Flat Washer
		900594	1 x 3 Hex Bolt
		914016	1 Lock Nut
		900002	1/4 UNC x 3/4 Hex Bolt
		914000	1/4 UNC Lock Nut
		420118	1/4 UNC x 3/4 Flanged Nut
		420121	1/4 UNC Flanged Lock Nut
		900017	.25 NPT - 90 - .25 Hose Barb
		906501	3/4 NPT x 90 Street Elbow
		906410	1 1/4 NPT x 90 Street Elbow
		920115	1 1/2 to 1 1/4 Reducer Bushing
		696110	1 1/2 Ball Valve
		713950	3/4 NPT x 1/2 Hose Barb
		719660	1 1/4 NPT x 1 1/4 Hose Barb
		420152	3/8 UNC x 6 3/4 Threaded Rod
		906200	1 1/4" Close Flange
		914004	3/8 UNC Lock Nut

1.00

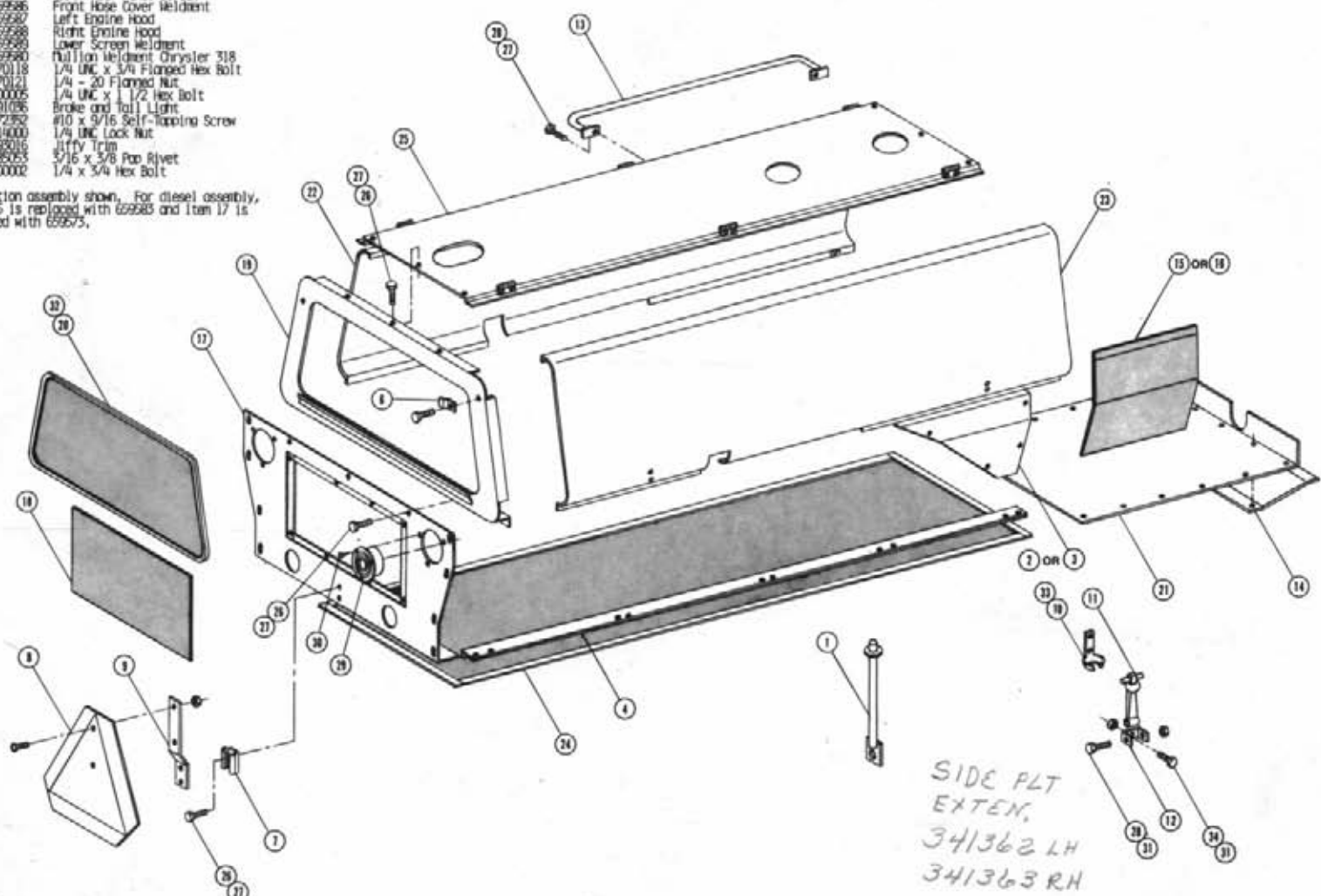
618548 - 1.25 Plastic Fly Assy.
 618549 - .75
 763193 - Poly Tank LID

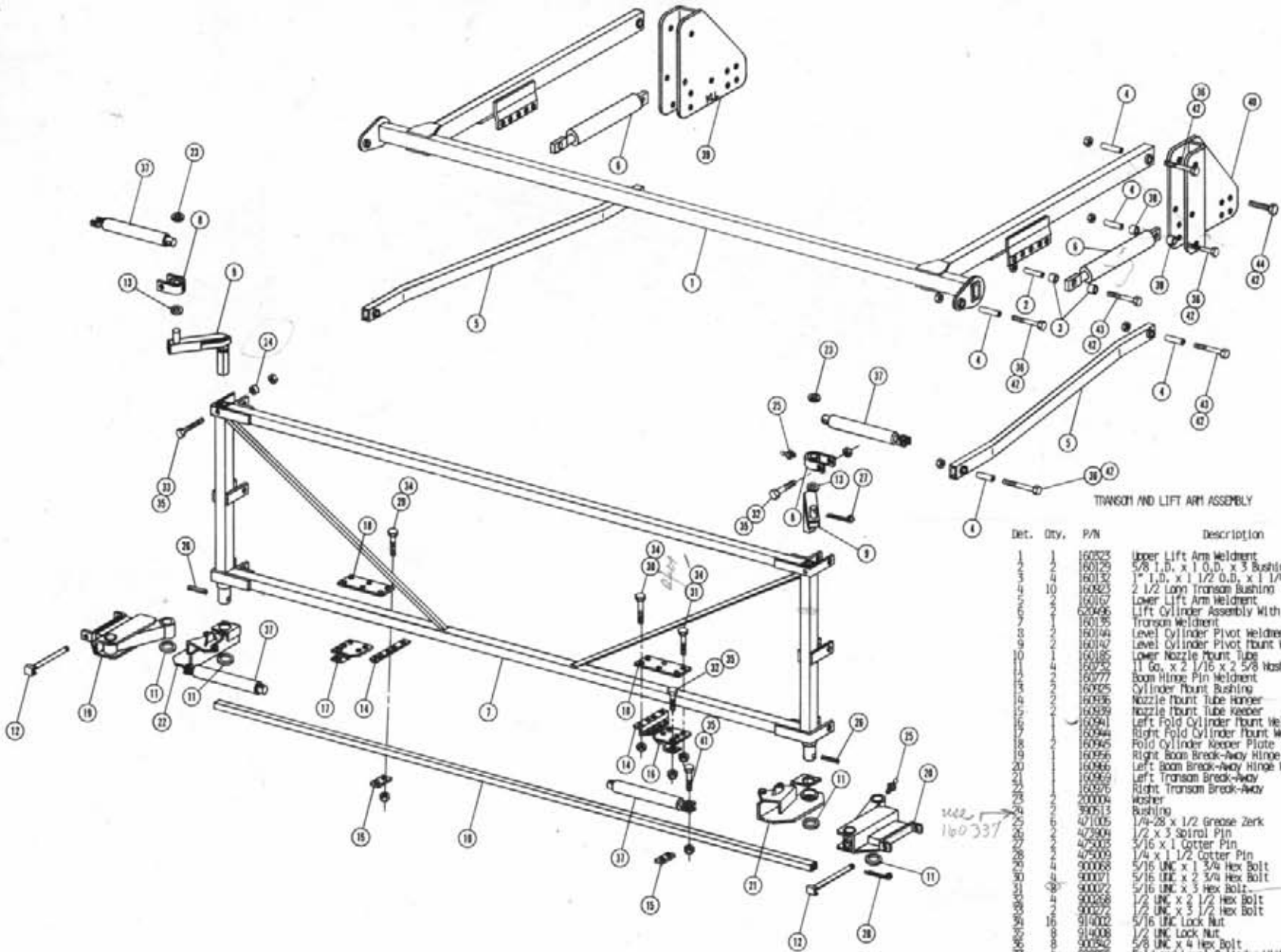


SHEET METAL ASSEMBLY

Det.	Qty.	P/N	Description
	2	341356	Engine Hood Prop Weldment
		341362	Left Side Plate Extension
		341363	Right Side Plate Extension
		341369	Screen Side Weldment
		420066	1/4 UNC Nutsert
		420151	Upper Rear Panel Screen Clip
		422251	Hunting Socket
		422259	Slow Moving Vehicle Sign
		422250	Spade Hunting Bracket
		656992	Rubber Hook Bracket
		656998	Rubber Hook
		656999	Rubber Hook Anchor Bracket
		656978	Right Engine Hood Hand Roll
		656975	Lower Front Hose Shield
		656960	Left Side Screen
		656961	Right Side Screen
		656968	Lower Back Panel Weldment
		656971	Lower Rear Panel Screen
		656975	Upper Rear Panel Weldment
		656978	Upper Rear Panel Screen
		656986	Front Hose Cover Weldment
		656982	Left Engine Hood
		656988	Right Engine Hood
		656989	Lower Screen Weldment
		656990	Mullion Weldment Chrysler 318
		420118	1/4 UNC x 3/4 Flanged Hex Bolt
		420121	1/4 - 20 Flanged Nut
		900005	1/4 UNC x 1 1/2 Hex Bolt
		291086	Brake and Tail Light
		422352	#10 x 9/16 Self-Tapping Screw
		914000	1/4 UNC Lock Nut
		198016	Jiffy Trim
		655253	5/16 x 3/8 Pop Rivet
		900002	1/4 x 3/4 Hex Bolt

Note: Gas option assembly shown. For diesel assembly, Item 25 is replaced with 656983 and Item 17 is replaced with 656975.





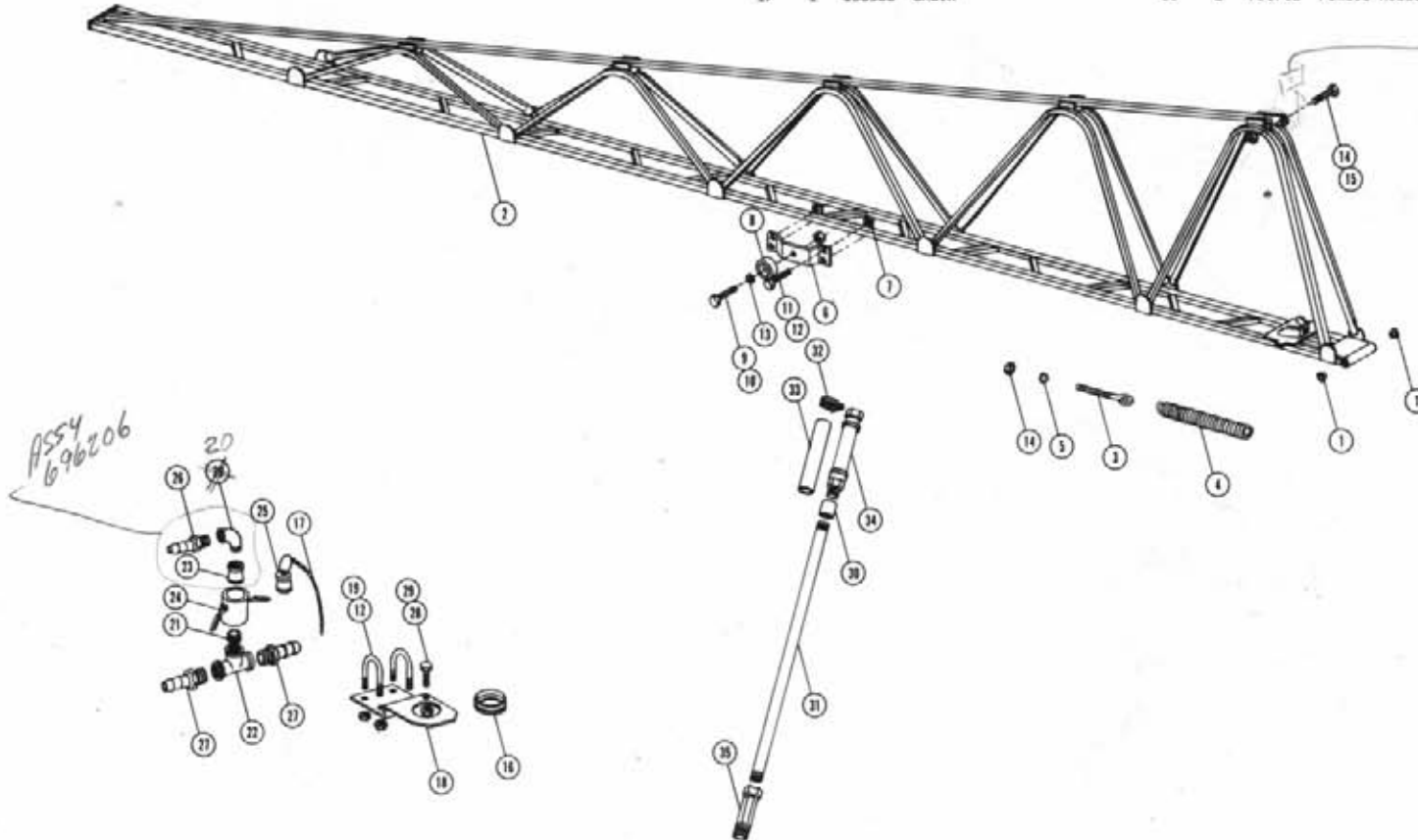
TRANSON AND LIFT ARM ASSEMBLY

Det.	Qty.	P/N	Description
1	1	160523	Upper Lift Arm Weldment
2	1	160129	5/8 I.D. x 1 O.D. x 3 Bushing
3	1	160132	1" I.D. x 1 1/2 O.D. x 1 1/4 Bushing
4	10	160823	2 1/2 Long Transon Bushing
5	1	160167	Lower Lift Arm Weldment
6	1	620496	Lift Cylinder Assembly With Fittings
7	1	160135	Transon Weldment
8	1	160194	Level Cylinder Pivot Weldment
9	1	160142	Level Cylinder Pivot Mount Weldment
10	1	160185	Lower Nozzle Mount Tube
11	1	160252	11 Ga. x 2 1/16 x 2 5/8 Washer
12	1	160777	Boom Hinge Pin Weldment
13	1	160925	Cylinder Mount Bushing
14	1	160936	Nozzle Mount Tube Hanger
15	1	160939	Nozzle Mount Tube Keeper
16	1	160941	Left Fold Cylinder Mount Weldment
17	1	160944	Right Fold Cylinder Mount Weldment
18	1	160945	Fold Cylinder Keeper Plate
19	1	160956	Right Boom Break-Away Hinge Weldment
20	1	160966	Left Boom Break-Away Hinge Weldment
21	1	160969	Left Transon Break-Away
22	1	160976	Right Transon Break-Away
23	1	200004	Washer
24	1	390513	Bushing
25	1	471005	1/4-28 x 1/2 Grease Zerk
26	1	473904	1/2 x 3 Spiral Pin
27	1	475005	3/16 x 1 Cotter Pin
28	1	475009	1/4 x 1 1/2 Cotter Pin
29	1	900068	5/16 UNC x 1 3/4 Hex Bolt
30	1	900071	5/16 UNC x 2 3/4 Hex Bolt
31	1	900072	5/16 UNC x 3 Hex Bolt
32	1	900268	1/2 UNC x 2 1/2 Hex Bolt
33	1	900272	1/2 UNC x 3 1/2 Hex Bolt
34	1	914002	5/16 UNC Lock Nut
35	1	914008	1/2 UNC Lock Nut
36	1	900562	5/8 UNC x 4 Hex Bolt
37	1	620996	Fold and Level Cylinder With Fittings
38	1	438104	Bushing
39	1	341085	Right Lift Arm Mount Weldment
40	1	341090	Left Lift Arm Mount Weldment
41	1	900067	1/2 UNC x 2 Hex Bolt
42	1	914010	5/8 UNC Lock Nut
43	1	900393	5/8 UNC x 4 1/2 Hex Bolt
44	1	900333	5/8 UNC x 1 1/2 Hex Bolt
45	1	900344	5/8 UNC x 5 Hex Bolt

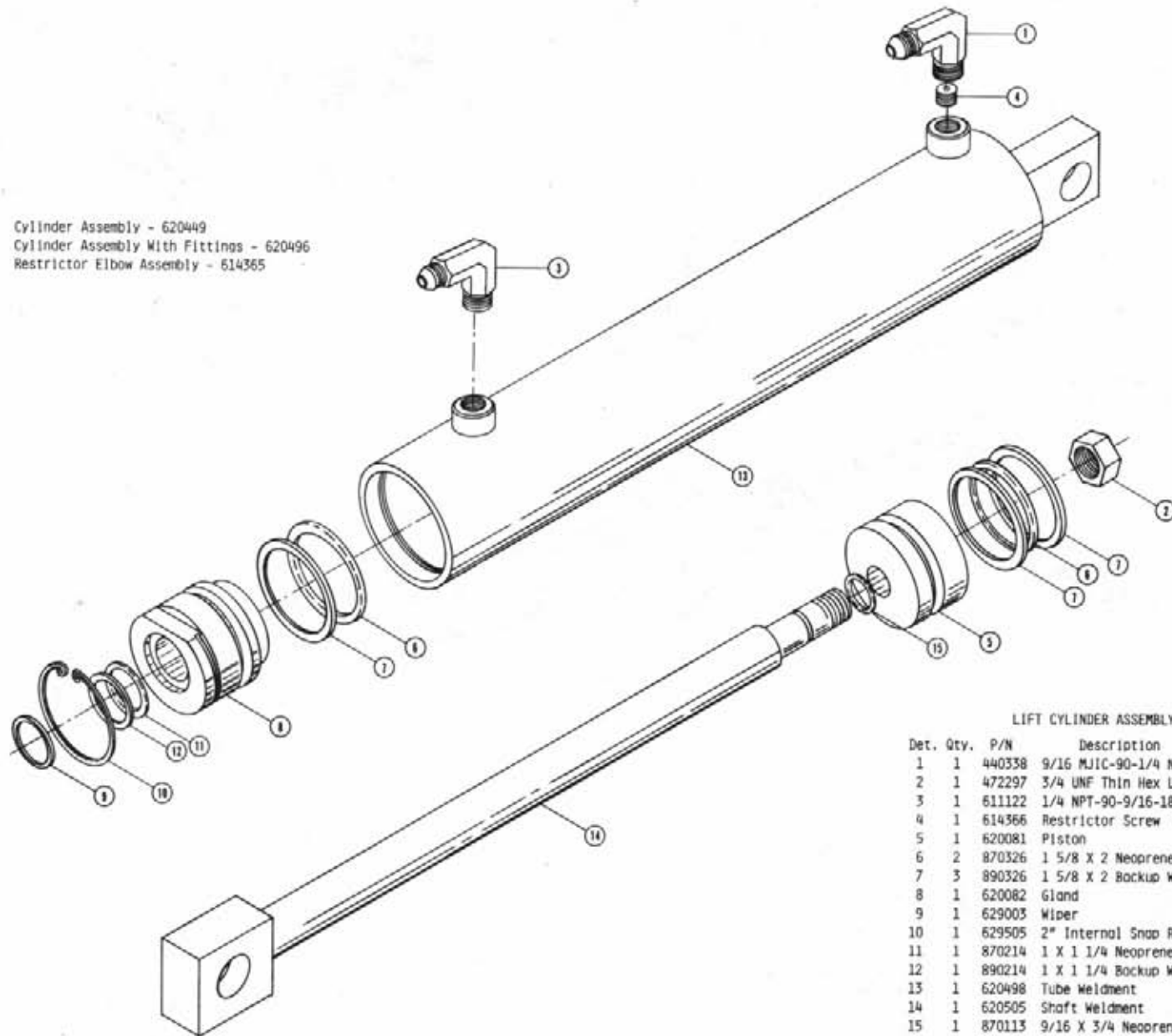
Call
160337

BOOM ASSEMBLY AND SPRAY COMPONENTS

Det.	Qty.	P/N	Description				
1	2	127502	Nylon Flange Bearing	18	1	160987	Feeder Tee Mounting Bracket
2	1	160170	Outer Boom Weldment	19	2	470094	5/16 UNC "U" Bolt
3	1	160979	1/2 UNC X 9 Eye Bolt	20	1	504610	3/4 NPT Street Elbow
4	1	160980	Boom Break-Away Spring	21	1	504702	3/4 Close Nipple
5	1	160981	Boom Eye Bolt Swivel	22	1	504956	3/4 Pipe Tee
6	1	160991	Boom Bumper Mount	23	1	696202	Quick Connect Female Adapter
7	2	160939	Nozzle Mount Keeper	24	1	696203	Quick Connect Female Coupler - <i>O-ring replacement 690327</i>
8	1	470098	Rubber Bumper	25	1	696204	Quick Connect Plug
9	1	900129	3/8 UNC X 1 Hex Bolt	26	1	713220	3/4 NPT X 3/4 Hose Barb
10	1	914004	3/8 UNC Lock Nut	27	2	714350	3/4 NPT X 1/2 Hose Barb
11	4	900069	5/16 UNC X 2 Hex Bolt	28	1	900002	1/4 UNC X 3/4 Hex Bolt
12	8	914002	5/16 UNC Lock Nut	29	1	914000	1/4 UNC Lock Nut
13	1	920002	3/8 SAE Flat Washer	30	1	501212	1/4 Pipe Coupling
14	2	914008	1/2 UNC Lock Nut	31	1	501618	1/4 X 18 Pipe Nipple
15	1	900267	1/2 UNC X 2 Hex Bolt	32	1	520087	# 20 Hose Clamp
16	1	160015	Grommet	33	1	601178	Hose, 1 X 3 1/2
17	1	160986	Chain	34	1	720019	Flex Coupling
				35	1	739702	Female Nozzle Body



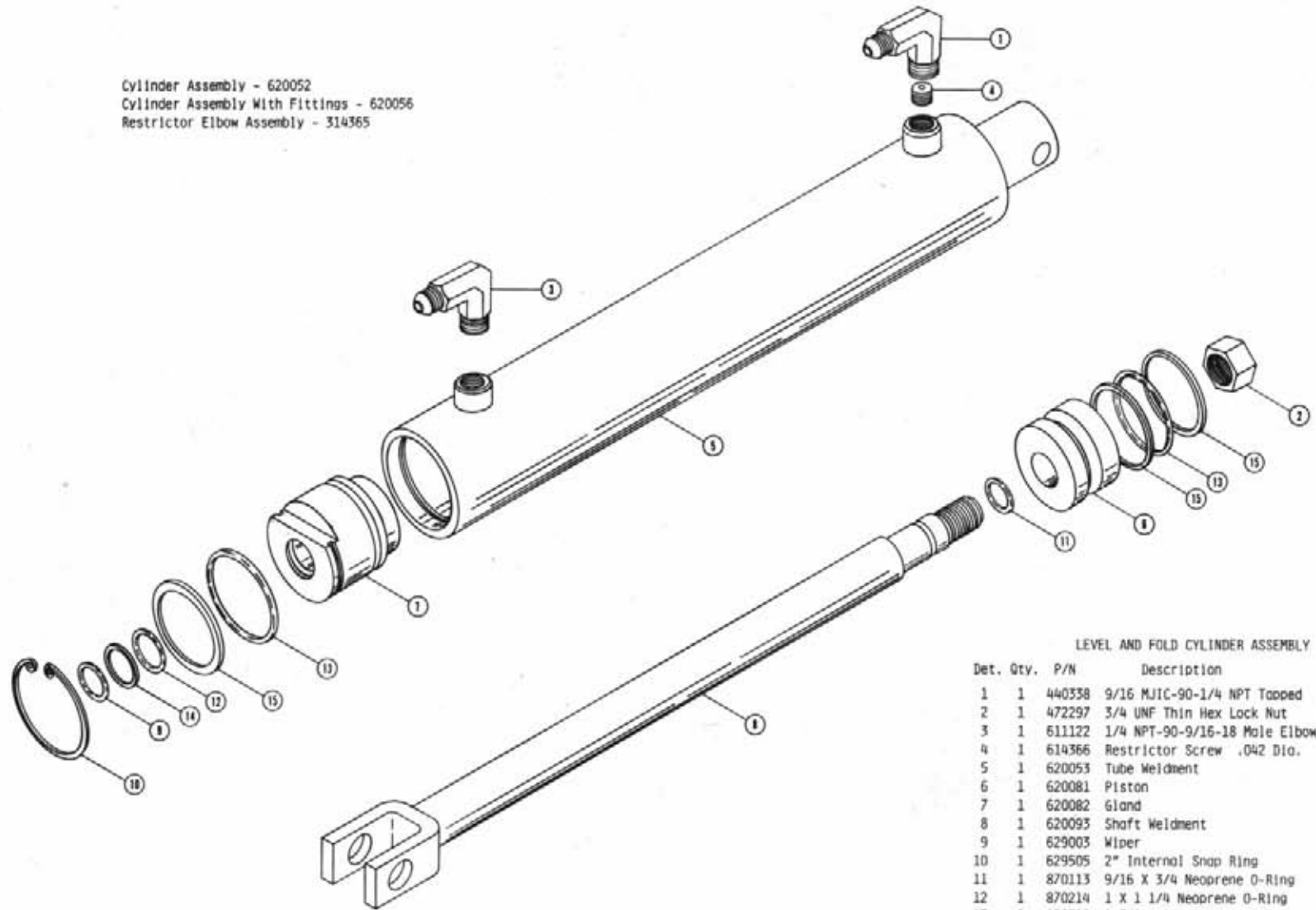
Cylinder Assembly - 620449
 Cylinder Assembly With Fittings - 620496
 Restrictor Elbow Assembly - 614365



LIFT CYLINDER ASSEMBLY

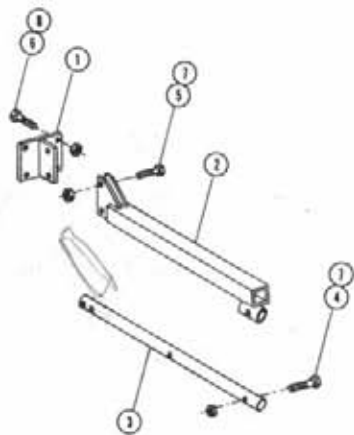
Det.	Qty.	P/N	Description
1	1	440338	9/16 MJC-90-1/4 NPT Tapped
2	1	472297	3/4 UNF Thin Hex Lock Nut
3	1	611122	1/4 NPT-90-9/16-18 Male Elbow
4	1	614366	Restrictor Screw .042 Dia.
5	1	620081	Piston
6	2	870326	1 5/8 X 2 Neoprene O-Ring
7	3	890326	1 5/8 X 2 Backup Washer
8	1	620082	Gland
9	1	629003	Wiper
10	1	629505	2" Internal Snap Ring
11	1	870214	1 X 1 1/4 Neoprene O-Ring
12	1	890214	1 X 1 1/4 Backup Washer
13	1	620498	Tube Weldment
14	1	620505	Shaft Weldment
15	1	870113	9/16 X 3/4 Neoprene O-Ring

Cylinder Assembly - 620052
 Cylinder Assembly With Fittings - 620056
 Restrictor Elbow Assembly - 314365



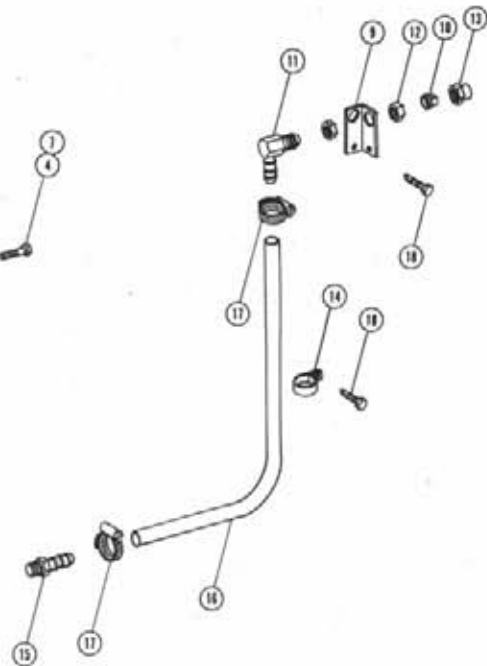
LEVEL AND FOLD CYLINDER ASSEMBLY

Det.	Qty.	P/N	Description
1	1	440338	9/16 MJIC-90-1/4 NPT Tapped
2	1	472297	3/4 UNF Thin Hex Lock Nut
3	1	611122	1/4 NPT-90-9/16-18 Male Elbow
4	1	614366	Restrictor Screw .042 Dia.
5	1	620053	Tube Weldment
6	1	620081	Piston
7	1	620082	Gland
8	1	620093	Shaft Weldment
9	1	629003	Wiper
10	1	629505	2" Internal Snap Ring
11	1	870113	9/16 X 3/4 Neoprene O-Ring
12	1	870214	1 X 1 1/4 Neoprene O-Ring
13	2	870326	1 5/8 X 2 Neoprene O-Ring
14	1	890214	1 X 1 1/4 Backup Washer
15	3	890326	1 5/8 X 2 Backup Washer



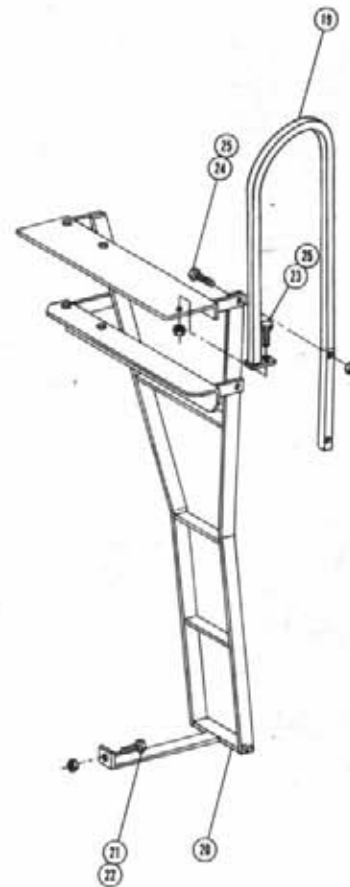
TREAD ADJUSTMENT ASSEMBLY

Det.	Qty.	P/N	Description
1	1	341102	Tread Adjustment Bar (bunt)
2	1	341142	Tread Adjustment Tube Weldment
3	1	341147	Tread Adjustment Sliding Tube
4	1	900268	1/2 UNC x 2 1/2 Hex Bolt
5	2	900265	1/2 UNC x 1 1/2 Hex Bolt
6	4	900333	5/8 UNC x 1 1/2 Hex Bolt
7	4	914008	1/2 UNC Lock Nut
8	3	914010	5/8 UNC Lock Nut



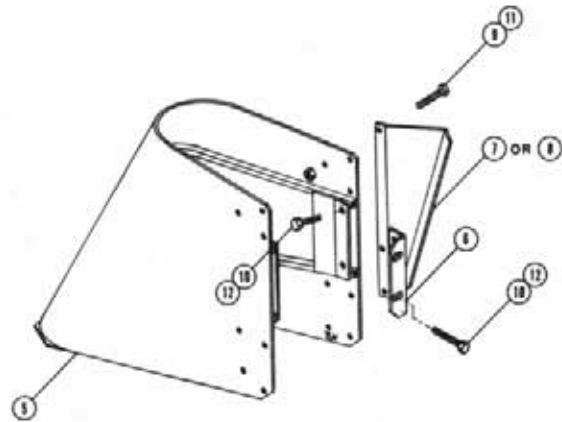
SIGHT GAUGE HOSE ASSEMBLY

Det.	Qty.	P/N	Description
9	1	690065	Sight Gauge Hose Mount
10	1	731109	Nylon Tip
11	1	737866	1/2 Connector Nozzle
12	1	737858	11/16 Nut
13	1	738866	11/16 Steel Cap Nut
14	1	520117	Cushion Hose Clamp
15	1	714350	3/4 NPT x 1/2 Hose Clamp
16	1	601235	1/2 x 5/4 Sight Gauge Hose
17	2	520069	#6 Hose Clamp
18	2	472349	1/4 x 3/4 Self-Tapping Screw



LADDER ASSEMBLY

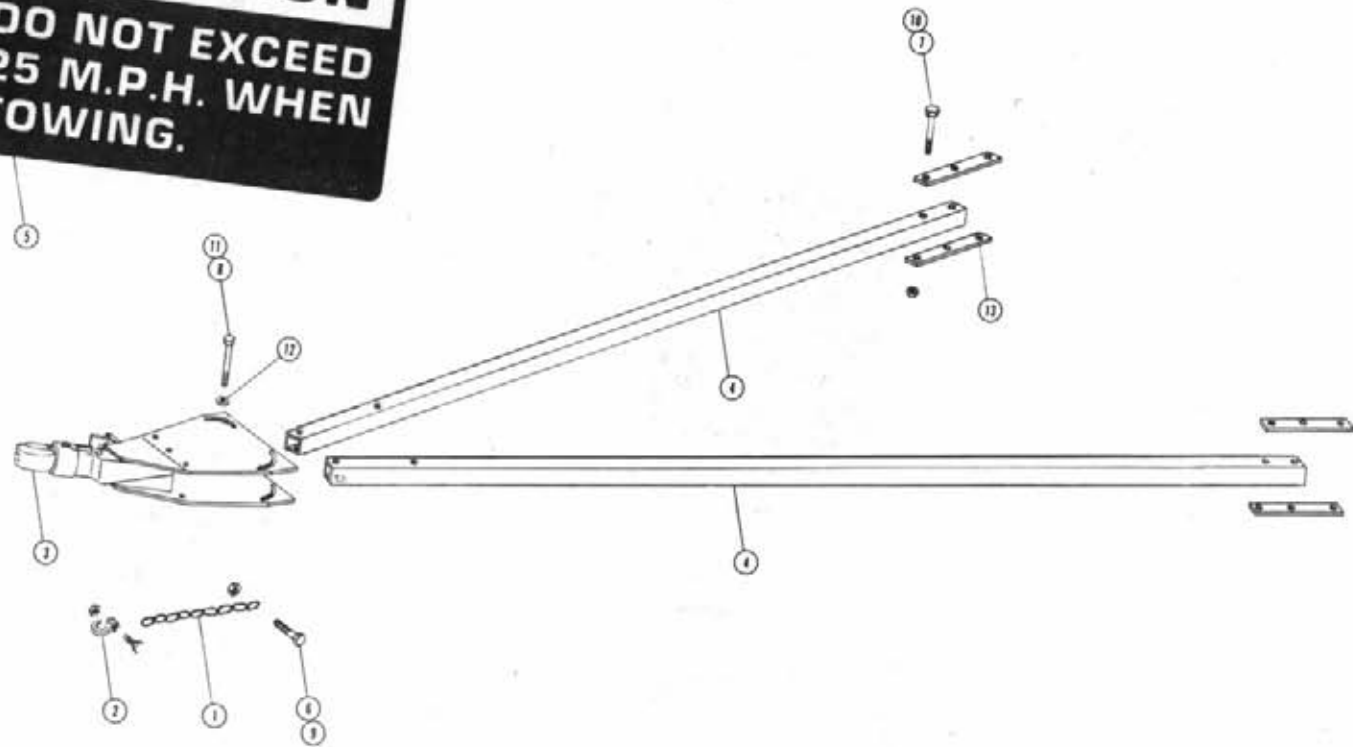
Det.	Qty.	P/N	Description
19	1	341383	Ladder Hand Rail Weldment
20	1	341385	Ladder Weldment
21	1	900264	1/2 UNC x 1 1/4 Hex Bolt
22	1	914008	1/2 UNC Lock Nut
23	1	900003	1/4 UNC x 1 Hex Bolt
24	2	900005	1/4 UNC x 1 1/2 Hex Bolt
25	3	914000	1/4 UNC Lock Nut



CROP GUIDES AND SHIELDS

Det.	Qty.	P/N	Description
1	1	662150	Right Stalk Guide Weldment
2	1	662151	Left Stalk Guide Weldment
3	2	900130	3/8 UNC x 1 1/4 Hex Bolt
4	2	914004	3/8 UNC Lock Nut
5	1	662122	Cropshield Weldment
6	1	662130	Cropshield Mount Angle
7	1	662135	Right Cropshield Skirt
8	1	662136	Left Cropshield Skirt
9	3	900002	1/4 UNC x 3/4 Hex Bolt
10	4	900265	1/2 UNC x 1 1/2 Hex Bolt
11	3	914000	1/4 UNC Lock Nut
12	4	914008	1/2 UNC Lock Nut

⚠ CAUTION
DO NOT EXCEED
25 M.P.H. WHEN
TOWING.



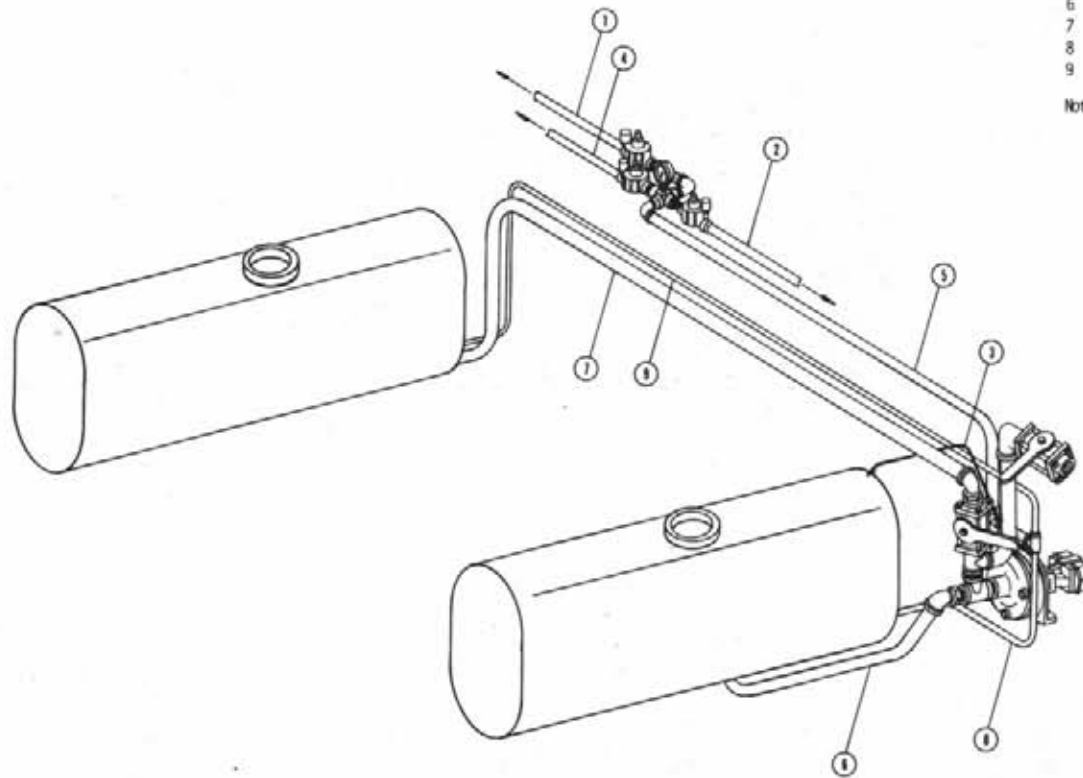
FRONT TOW BAR ASSEMBLY

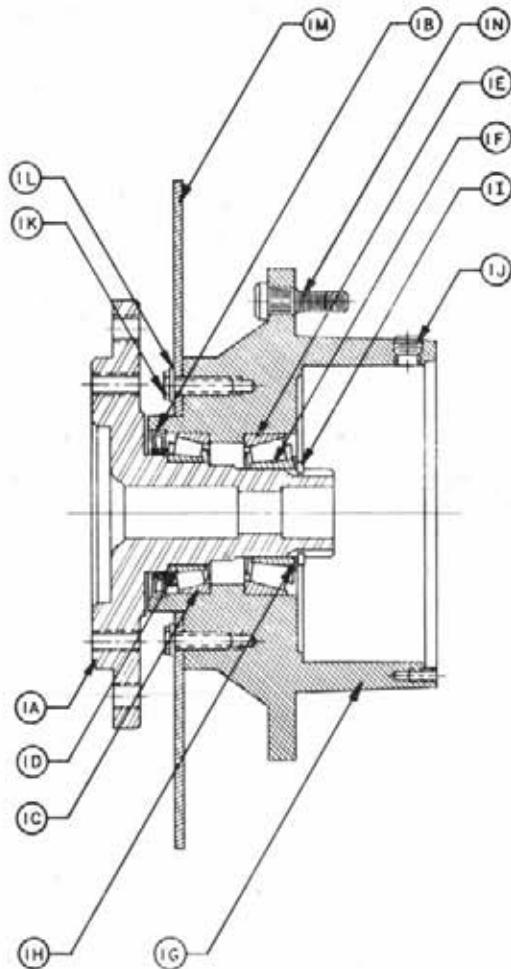
Det.	Qty.	P/N	Description
1	2	007170	Safety Chain
2	2	007171	Clevis Hook
3	1	007184	Front Tow Bar Hitch Weldment
4	2	341213	Front Tow Bar Tube Weldment
5	1	650860	Do Not Exceed 25 MPH Decal
6	2	900197	7/16 X 1 1/2 UNC Hex Bolt
7	4	900272	1/2 UNC X 3 1/2 Hex Bolt
8	4	900340	5/8 UNC X 3 1/2 Hex Bolt
9	2	914006	7/16 UNC Lock Nut
10	4	914008	1/2 UNC Lock Nut
11	4	914010	5/8 UNC Lock Nut
12	4	920005	5/8 Flat Washer
13	4	341215	Front Tow Bar Attachment Plate

SOLUTION HOSEING

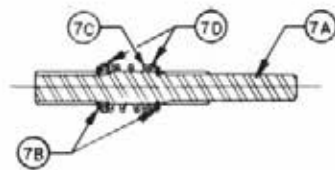
Det.	Qty.	P/N	Description
1	1	601172	3/4 x 48 Center Feeder Hose
2	1	601177	3/4 x 242 Feeder Hose
3	1	601238	3/8 x 36 Hose
4	1	601239	3/4 x 53 1/2 Feeder Hose
5	1	601264	1 1/4 x 70 Hose
6	1	601261	1 1/4 x 32 Hose
7	1	601262	1 1/4 x 200 Hose
8	1	601259	1/2 x 30 Hose
9	1	601260	1/2 x 180.00 Hose

Note: Items 8 and 9 are used only with polyethylene tanks.

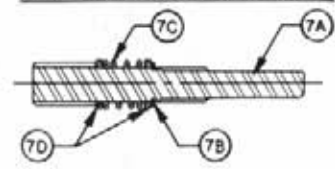




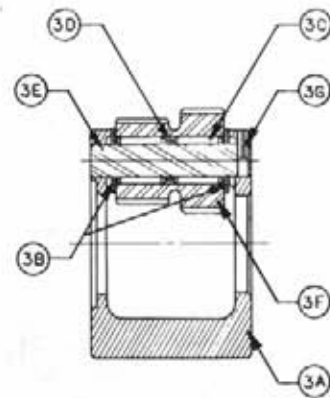
HUB-SPINDLE SUBASSEMBLY



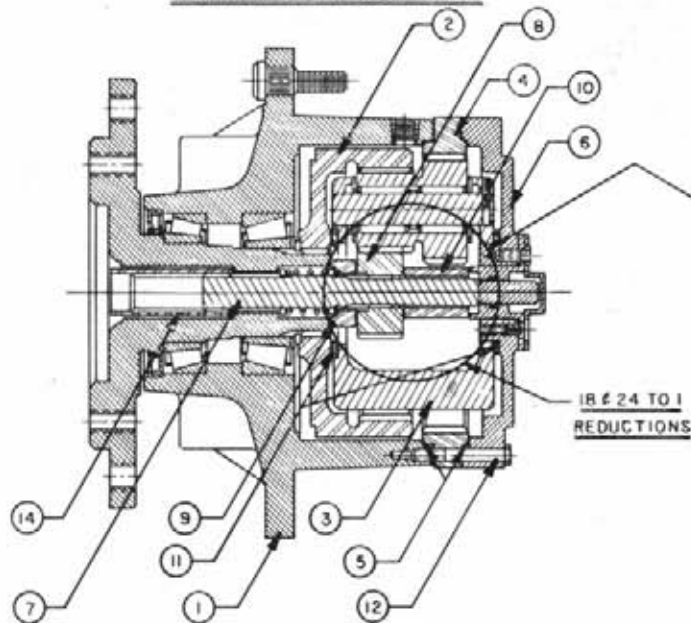
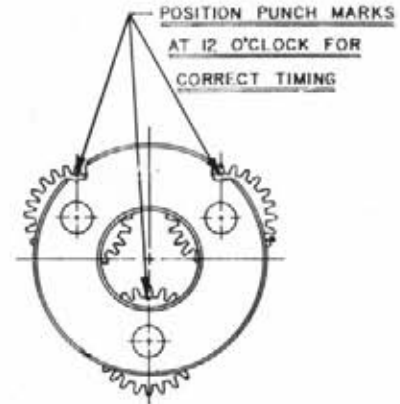
WIA INPUT SHAFT SUBASSEMBLY



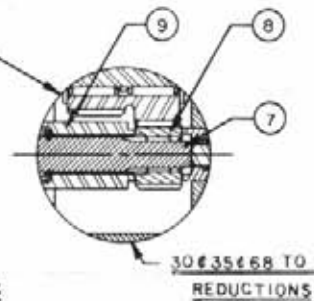
WIB INPUT SHAFT SUBASSEMBLY



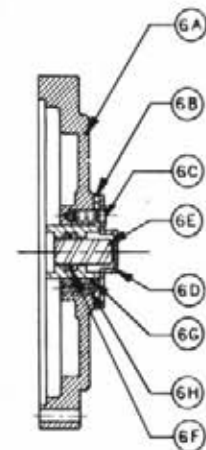
CARRIER SUBASSEMBLY



COMPLETE ASSEMBLY



30635468 TO 1 REDUCTIONS



COVER SUBASSEMBLY



VIEW OF SHOULDER BOLT

THIS DRAWING AND DESIGN IS THE PROPERTY OF / AND ALL PROPRIETARY RIGHTS ARE RESERVED TO / FAIRFIELD MFG. CO., INC. THE RECIPIENT AGREES NOT TO DISCLOSE TO ANY PERSON OR ORGANIZATION ANY INFORMATION REGARDING THE DESIGN OR MANUFACTURE OF THE ARTICLE REPRESENTED HEREON, OR USE SAME IN ANY WAY DETERIMENTAL TO THE INTEREST OF FAIRFIELD MFG. CO., INC.

DRAFTERMAN Beck		DATE 10-8-73	FAIRFIELD MFG. Co., INC. LAFAYETTE, IND. 47505
CHECKER			
PROJECT ENG.			TITLE SERVICE LITERATURE
RELEASED			SCALE: DRAWING NO. WIA & WIB

610291 - PLANETARY GEAR ASSEMBLY

ITEM	DESCRIPTION	PART NO.	QTY.
1	Hub-spindle sub-assembly	610154	1
1A	Spindle	610038	1
1B	Seal	610904	1
1C	Bearing cup	610905	1
1D	Bearing cone	610906	1
1E	Bearing cup	610907	1
1F	Bearing cone	610908	1
1G	Hub	610047	1
1H	Spacer	610909	1
1I	Retaining ring	610910	1
1J	Pipe plug	610147	2
1N	Stud	160911	9
2	Internal gear	610148	1
3	Carrier assembly	610933	1
4	Ring gear	610937	1
5	O-ring	610903	2
6	Cover assembly	610155	1
6A	Cover	610149	1
6B	Cover cap	610914	1
6C	Bolt	610150	4
6D	Disconnect cap	610901	1
6E	Disconnect rod	610915	1
6F	O-ring	610916	1
6G	O-ring	610917	1
6H	Pipe plug	610151	1
6J	ID plate	610152	1
7	Input shaft assembly	610048	1
7A	Input shaft	610046	1
7B	Retaining ring	610936	1
7C	Spring	610145	1
7D	Spacer	610153	2
8	Input gear	610919	1
9	Thrust spacer	610920	1
10	Thrust spacer	610921	1
11	Thrust washer	610922	2
12	Bolt	610930	12
13	Shoulder bolt	610923	4
14	Coupling	610037	1
16	Flat washer	610049	15

WHEEL DRIVE ASSEMBLY - 437617

<u>ITEM</u>	<u>PART NO.</u>	<u>QTY.</u>	<u>DESCRIPTION</u>
1	610156	1	Hub-spindle sub-assembly
1A	610052	1	Spindle
1B	610904	1	Seal
1C	610905	1	Brg. cup
1D	610906	1	Brg. cone
1E	610907	1	Brg. cup
1F	610908	1	Brg. cone
1G	610047	1	Hub
1H	610909	1	Spacer
1I	610910	1	Retaining ring
1J	610147	2	Pipe plug
1N	610911	9	Stud
2	610148	1	Internal gear
3	610912	1	Carrier assembly
4	610929	1	Ring gear
5	610903	2	'O' ring
6	610157	1	Cover assembly
6A	610149	1	Cover
6B	610914	1	Cover cap
6C	610150	4	Bolt
6D	610901	1	Disconnect cap
6E	610915	1	Disconnect rod
6F	610916	1	'O' ring
6G	610917	1	'O' ring
6H	610151	1	Pipe plug
6J	610152	1	ID plate
7	610158	1	Input shaft assembly
7A	610159	1	Input shaft
7B	610936	1	Retaining ring
7C	610145	2	Spring
7D	610153	1	Spacer
8	610919	1	Input gear
9	610920	1	Thrust spacer
10	610921	1	Thrust spacer
11	610922	2	Thrust washer
12	610930	12	Bolt
13	610923	4	Shoulder bolt
14	610931	1	Coupling
16	610049	1	Flat washer
17	610160	1	Retaining ring

NOTICE

The following four pages contain decals for the
1982 8240

These decals can be obtained ^{FROM} ~~at no cost~~ HAGIE MFG CO. and should be used whenever your machine is repainted or when the decals become worn, weathered, or faded.

Special attention should be paid to decals involving personal safety. They have been attached for your protection.

KEEP THEM IN PLACE.

Contact: Hagie Manufacturing Co.
Box 273, Clarion, Iowa 50525

8240 DECALS

P/N	QTY.	DESCRIPTION	LOCATION
650814	1	Park Brake Decal	Near Parking Break Lever
650815	2	No Passenger Decal	(1) - Left Rear Leg (1) - Left Inside Door Channel
650848	1	Stip or Fall Decal	On Left Rear Leg
650849	1	Engine Fuel Decal	Near Fuel Filler Neck
650850	2	Chemicals Decal	On Solution Tank Lids
650851	2	Shields Decal	On Side of Top Engine Cover
650852	1	Read Manual Decal	On Front Cab Mounting Angle to Right of Steering Col.
650853	1	Steering Console Decal	On Steering Column Cover
650856	1	Right Tank Gauge Decal	On Right Front Leg
650857	1	Left Tank Gauge Decal	On Left Front Leg
650858	1	Do Not Use Ether Decal	Near Air Cleaner Tube
650861	1	Vent Slide Decal	On Air Conditioner Console
650865	2	Hagie Decal	On Sides of Top Engine Cover
650866	2	8240 Decal	On Sides of Top Engine Cover
650868	1	Boom Fold Decal	On Console Sheet Metal
650869	1	Boom Level & Lift Decal	On Console Sheet Metal
650881	1	Choke Decal	On Console Sheet Metal
650882	1	Wiper Decal	On Console Sheet Metal
650935	1	Speedometer Decal	On Speedometer Gauge
650939	1	Speed & Tach Decal	On Console Sheet Metal
650953	1	Gasoline Decal	Near Fuel Filler Neck
650954	1	Diesel Decal	Near Fuel Filler Neck
650956	1	Temperature Decal	On Console Sheet Metal
650957	1	Oil Decal	On Console Sheet Metal
650958	1	Gen Decal	On Console Sheet Metal

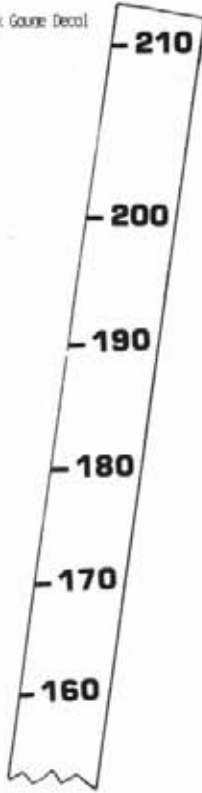
8240 DECALS
(con't)

P/N	QTY.	DESCRIPTION	LOCATION
650967	1	Throttle Decal	On Console Sheet Metal
650968	1	Hydrostatic Decal	On Console Sheet Metal
650969	1	Spray Pressure Decal	On Console Sheet Metal
650970	1	Agitator Decal	On Console Sheet Metal
650973	1	Boom Spray Decal	On Console Sheet Metal
650974	1	Caution Combination Decal	On Console Sheet Metal
650981	1	Cooling System Decal	Near Radiator Cap
650982	1	Electrical System Decal	Left Hand Side of Oil Tank
650985	4	Wheel Bolt Torque Decal	On Each Wheel Rim
650860	1	Do Not Exceed 25 MPH	On Tow Bar Top Plate

8240

650866 - 8240 Decal

650857 - Left Tank Gauge Decal



Keep wheel bolts tight.
See owner's manual for
torque specifications.

650985 - Wheel Bolt Torque Decal

CAUTION
Pressure cooling system.
Remove cap slowly.

650981 - Cooling System Decal



650935 - Speedometer Decal



650968 - Hydrostatic Decal

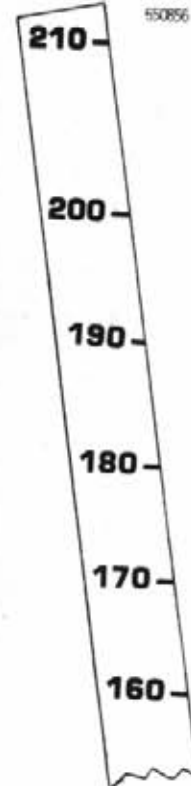
CAUTION
FOR EMERGENCY STOP

1. MOVE CONTROL LEVER TO THE "N" (NEUTRAL) POSITION
2. APPLY BRAKES.
3. TURN ENGINE OFF.

FOLLOW THESE STEPS TO PREVENT INJURY OR DAMAGE

650853 - Steering Console Decal


650856 - Right Tank Gauge Decal



L. LEVEL - LIFT - R. LEVEL

650869 - Boom Level and Lift Decal

650893 - Diesel Start
Diesel option



CAUTION

Electrical system is 12 volt negative ground. When using hoister with jumper cables, precautions must be taken to prevent personal injury or damage by electrical arcs.

1. Attach one end of jumper cable to positive terminal of hoister battery and other end to positive terminal of vehicle battery connected to starter motor.
2. Attach one end of second cable to negative terminal of hoister battery and other end to vehicle frame away from battery. Do not attach to cab or cab support.
3. To remove cables, reverse above sequence exactly to avoid sparks. See operator's manual for additional information.

650982 - Electrical System Decal

CAUTION

DON'T RISK INJURY BY SLIPPING OR FALLING

BE CAREFUL

WATCH YOUR STEP

650948 - Slip or Fall Decal

WARNING

THIS MACHINE WAS NOT DESIGNED TO CARRY PASSENGERS.

FAILURE TO KEEP PASSENGERS OFF MAY RESULT IN THEIR INJURY OR DEATH.

650815 - No Passenger Decal

CAUTION

DO NOT USE ETHER AS A STARTING FLUID WITH THIS ENGINE. IT IS EQUIPPED WITH A GLOW PLUG IGNITER. USE OF ETHER MAY RESULT IN INJURY OR DEATH. SEE OPERATOR'S MANUAL FOR STARTING INSTRUCTIONS.

650958 - Do Not Use Ether Decal

WARNING

CHEMICALS ARE DANGEROUS.

READ THE CHEMICAL MANUFACTURER'S LABELS TO AVOID INJURY OR DAMAGE.

650890 - Chemicals Decal

GASOLINE

650953 - Gasoline Decal

CAUTION

SHIELDS ARE FOR YOUR PROTECTION. KEEP THEM IN PLACE.

650881 - Shields Decal

PARKING BRAKE

650814 - Park Brake Decal

FAST — **AGITATOR** — STOP

650970 - Agitator Decal

HIGH — **SPRAY PRESSURE** — OFF

650969 - Spray Pressure Decal

DIESEL

650954 - Diesel Decal

TO OPEN OUTSIDE AIR VENT PUSH VENT KNOB IN. TO CLOSE OUTSIDE VENT PULL KNOB OUT.

650061 - Vent Slide Decal

LEFT	CENTER	RIGHT
SPRAY	BOOM CONTROL	
	MAIN ON-OFF	

650973 - Boom Spray Decal

GEN.

650958 - Gen Decal

TEMP.

650956 - Temperature Decal

Not Used w/GT.

OIL

650957 - Oil Decal

FAST
THROTTLE
SLOW

650967 - Throttle Decal

CHOKK

650881 - Choke Decal

WIPER

650882 - Wiper Decal

L FOLD R

650868 - Boom Fold Decal

CAUTION

ENGINE FUEL CAN BE DANGEROUS

- TURN OFF ENGINE BEFORE REFUELING
- DO NOT SMOKE WHILE REFUELING
- CLEAN OFF ANY SPILLED FUEL AFTER REFUELING.

CARELESSNESS WITH FUEL CAN KILL

650849 - Engine Fuel Decal

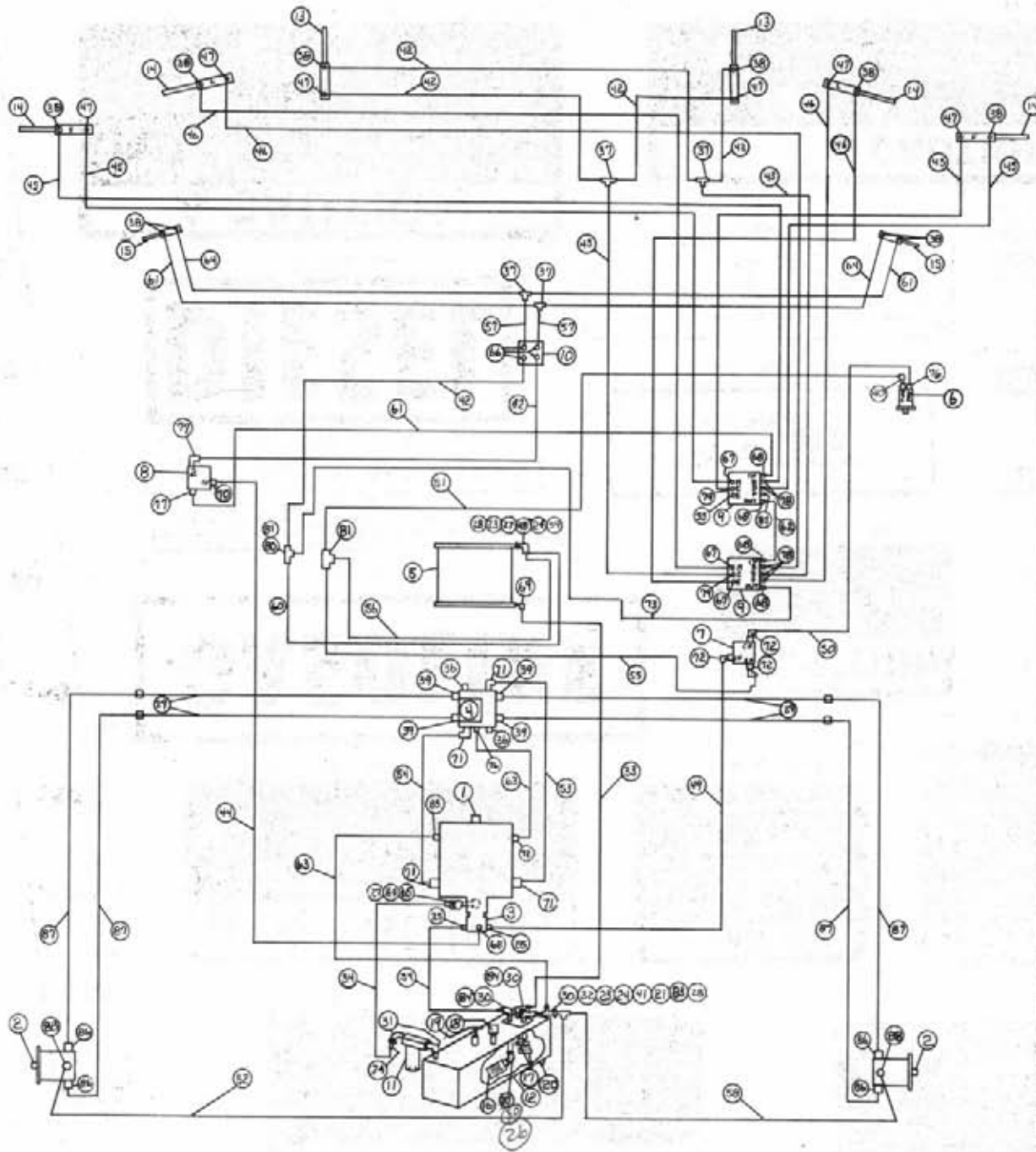
CAUTION

READ OPERATOR'S MANUAL. BE ALERT. LEARN TO OPERATE THIS MACHINE SAFELY. OBSERVE ALL SAFETY PRACTICES. MACHINES CAN BE HAZARDOUS IN THE HANDS OF AN UNFAMILIAR, UNTRAINED, OR COMPLACENT OPERATOR. SHUT OFF ENGINE BEFORE SERVICING. WHEN MECHANISM BECOMES CLOGGED, SHUT OFF ENGINE BEFORE CLEANING. DON'T RISK INJURY OR DEATH.

650852 - Read Manual Decal

M.P.H.
OFF
R.P.M.

650939 - Speed & Tach Decal

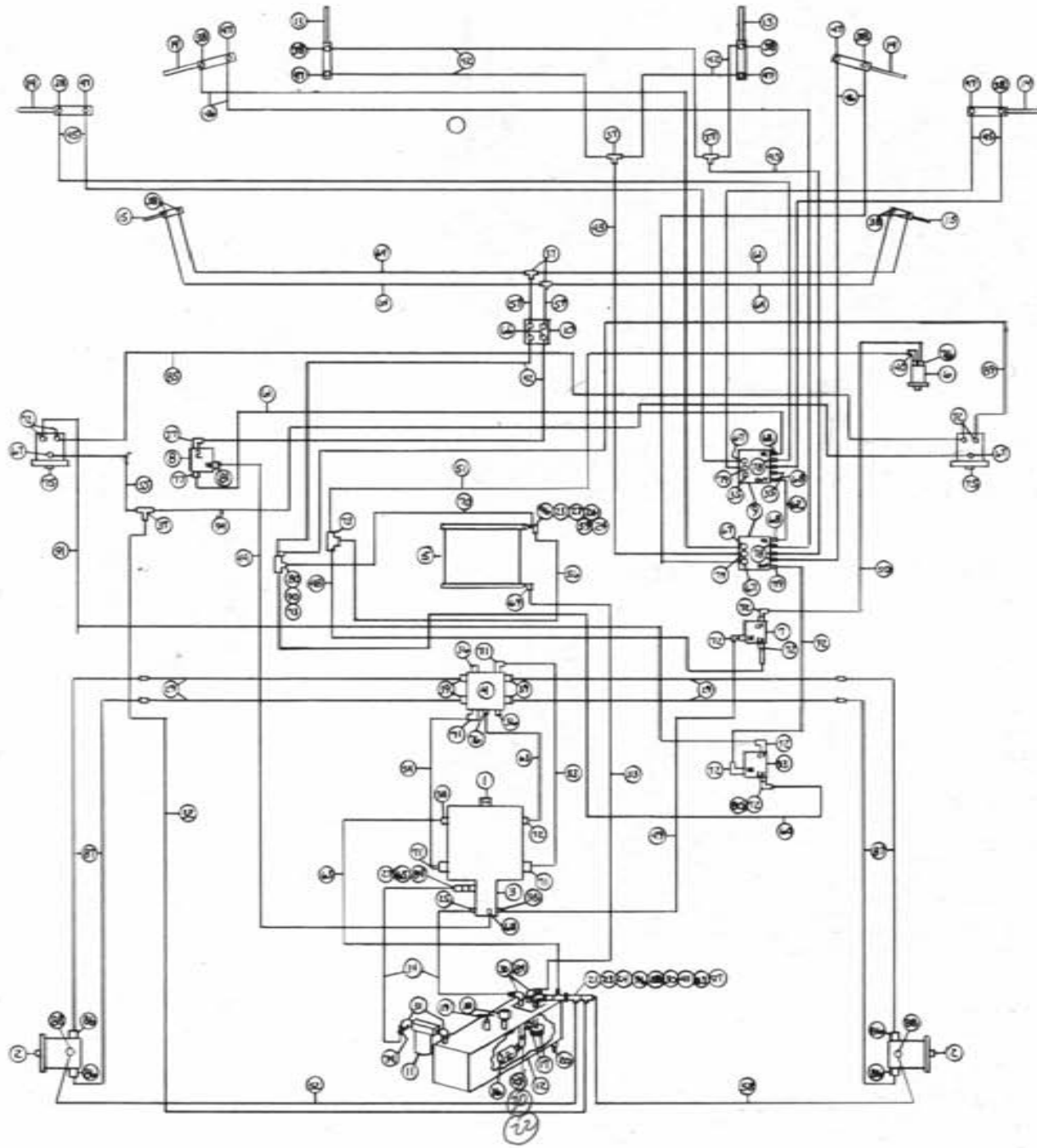


62	615465	4CT-651X-651X-35	63	618336	1/2" DIA. T. 1" LONG
61	616028	4CT-651X-651X-37	64	618337	1/2" DIA. T. 1" LONG
60	614368	60X-651X-651X-60	65	618338	1/2" DIA. T. 1" LONG
59	610305	3/4" NPT. 30" - 1/4" M.T.C.	66	618339	1/2" DIA. T. 1" LONG
58	615449	60X-651X-651X-58	67	618340	1/2" DIA. T. 1" LONG
57	615442	4CT-651X-651X-59	68	618341	1/2" DIA. T. 1" LONG
56	615520	4CT-651X-651X-60	69	618342	1/2" DIA. T. 1" LONG
55	614382	60X-651X-651X-40	70	618343	1/2" DIA. T. 1" LONG
54	615569	HYD. TANK ASSY - L.H.	71	618344	1/2" DIA. T. 1" LONG
53	615568	HYD. TANK ASSY - R.H.	72	618345	1/2" DIA. T. 1" LONG
52	614549	4CT-651X-651X-140	73	618346	1/2" DIA. T. 1" LONG
51	614548	4CT-651X-651X-140	74	618347	1/2" DIA. T. 1" LONG
50	614547	4CT-651X-651X-140	75	618348	1/2" DIA. T. 1" LONG
49	614546	4CT-651X-651X-140	76	618349	1/2" DIA. T. 1" LONG
48	610300	3/4" NPT. x 3/4" M.T.C.	77	618350	1/2" DIA. T. 1" LONG
47	614365	TEST. CYL. 2L	78	618351	1/2" DIA. T. 1" LONG
46	614154	4CT-651X-651X-221	79	618352	1/2" DIA. T. 1" LONG
45	614098	4CT-651X-651X-200	80	618353	1/2" DIA. T. 1" LONG
44	615343	4CT-651X-651X-360	81	618354	1/2" DIA. T. 1" LONG
43	611206	4CT-651X-651X-140	82	618355	1/2" DIA. T. 1" LONG
42	611204	4CT-651X-651X-140	83	618356	1/2" DIA. T. 1" LONG
41	610222	4CT-651X-651X-140	84	618357	1/2" DIA. T. 1" LONG
40	611145	1/2" NPT. x 3/4" M.T.C.	85	618358	1/2" DIA. T. 1" LONG
39	611127	1/2" NPT. x 3/4" M.T.C.	86	618359	1/2" DIA. T. 1" LONG
38	611122	1/2" NPT. x 3/4" M.T.C.	87	618360	1/2" DIA. T. 1" LONG
37	610193	1/2" DIA. T. 1" LONG	88	618361	1/2" DIA. T. 1" LONG
36	610186	1/2" DIA. T. 1" LONG	89	618362	1/2" DIA. T. 1" LONG
35	610185	1/2" DIA. T. 1" LONG	90	618363	1/2" DIA. T. 1" LONG
34	601256	HOSE - 1/2" I.D. 30'	91	618364	1/2" DIA. T. 1" LONG
33	601255	HOSE - 1/2" I.D. 30'	92	618365	1/2" DIA. T. 1" LONG
32	604210	1/2" DIA. T. 1" LONG	93	618366	1/2" DIA. T. 1" LONG
31	606410	ST. EL. 125°-90°	94	618367	1/2" DIA. T. 1" LONG
30	605300	EL. 100°-90°	95	618368	1/2" DIA. T. 1" LONG
29	611141	1/2" DIA. T. 1" LONG	96	618369	1/2" DIA. T. 1" LONG
28	605213	1" DIA. T. 1" LONG	97	618370	1/2" DIA. T. 1" LONG
27	605200	ST. EL. 1°-90°	98	618371	1/2" DIA. T. 1" LONG
26	618496	1/2" DIA. T. 1" LONG	99	618372	1/2" DIA. T. 1" LONG
25	615571	1/2" DIA. T. 1" LONG	100	618373	1/2" DIA. T. 1" LONG
24	618302	1/2" DIA. T. 1" LONG			
23	618327	1/2" DIA. T. 1" LONG			
22	714560	1/2" DIA. T. 1" LONG			
21	618520	1/2" DIA. T. 1" LONG			
20	618311	1/2" DIA. T. 1" LONG			
19	618482	1/2" DIA. T. 1" LONG			
18	618440	1/2" DIA. T. 1" LONG			
17	618425	1/2" DIA. T. 1" LONG			
16	618310	1/2" DIA. T. 1" LONG			
15	618241	1/2" DIA. T. 1" LONG			
14	715664	1/2" DIA. T. 1" LONG			
13	616028	1/2" DIA. T. 1" LONG			
12	618183	1/2" DIA. T. 1" LONG			
11	618178	1/2" DIA. T. 1" LONG			
10	61126	1/2" DIA. T. 1" LONG			
9	618138	1/2" DIA. T. 1" LONG			
8	618126	1/2" DIA. T. 1" LONG			
7	618119	1/2" DIA. T. 1" LONG			
6	618109	1/2" DIA. T. 1" LONG			
5	618090	1/2" DIA. T. 1" LONG			
4	616056	1/2" DIA. T. 1" LONG			

HYDRAULIC SCHEMATIC B240 TWD 498124

1982 8240 HYDRAULIC SCHEMATIC
TWO-WHEEL DRIVE WITHOUT AGITATION

Ref.	Part No.	Req.	Description	Ref.	Part No.	Req.	Description
1	606844	1	Sundstrand Series 23 Pump A-Mount	44	615343	1	06C1T-06FJX-10FJX-96.0
2	610030	2	Sundstrand Wheel Motor	45	614098	4	04C1T-06FJX-06FJX-201.0
3	610377	1	Cessna Auxiliary Pump 1.241n ³ 4 Gal.	46	614154	4	04C1T-06FJX-06FJX-221.0
4	615003	1	Large Manifold	47	614365	6	Restrictor El Assembly .042 Dia.
5	618088	1	011 Cooler	48	610300	1	3/4 NPT x 3/4 MJIC Connector
6	690249	1	Hypro Solution Pump	49	614546	1	08C1T-08FJX-08FJX-115.0
7	606818	1	Flow Control 0-16 FCR51 w/Relief	50	614547	1	08C1T-08FJX-08FJX90-144.0
8	610376	1	Flow Divider 8G52	51	614548	1	08C1T-08FJX-08FJX90-120.0
9	606585	2	Cessna 3-Spool Valve 3	52	614549	1	06C1T-06FJX-06FJX-140.0
10	610318	1	Steering Motor 6.2 in ³	53	615568	1	RH Hydraulic Tube Assembly
11	606601	1	Green Fitter 10 Micron 40 GPM	54	615569	1	LH Hydraulic Tube Assembly
12	760097	1	Hydraulic 011 Tank	55	614382	1	08C1T-08FJX-08FJX-40.0
13	620499	2	Lift Cylinder	56	615590	1	10RLB-08FJX-08FJX-66.0
14	620052	4	Fold & Level Cylinder 2 in.	57	615442	2	04C1T-06FJX-06FJX-55.0
15	620145	2	Steering Cylinder Assembly 1.5 x 6.0	58	615449	1	06C1T-06FJX-06FJX-126.0
16	605600	1	Michigan Fitter	59	610305	1	3/4 NPT-90° x 3/4 MJIC Elbow
17	605603	2	Line Diffuser	60	614368	1	08C1T-08FJX-08FJX-60.0
18	611051	1	Pressure Cap 3/4 NPT 5Lb.	61	616026	3	04C1T-06FJX-06FJX-37.0
19	614453	1	Dipstick 8 in.	62	616042	1	04C1T-04FJX-06FJX-13.0
20	501102	1	1/4 Pipe Plug	63	615465	2	06C1T-06FJX-06FJX-35.0
21	503000	1	1/2 to 1/4 Reducer Bushing	64	616056	2	04C1T-06FJX-06FJX-32.0
23	504702	2	3/4 Close Nipple	65	618090	1	1 5/16 O-Ring x 1 NPT Adapter
24	504955	2	3/4 Pipe Tee	66	618109	4	3/4 MOR x 9/16 MJIC
25	618336	1	1 1/16 MOR to 1 Hose Barb	67	618119	3	9/16 MOR x 90° x 9/16 MJIC Elbow
26	505200	1	1 x 4 Pipe Nipple	68	618126	5	9/16 MOR x 9/16 MJIC x 37° Connector
27	505200	2	1 x 90° Street Elbow	69	618138	1	1 NPT x 90° x 1 Hose Barb
28	505213	2	1 NPT to 3/4 Reducer Bushing	70	611126	1	7/8 MOR x 7/8 MJIC Connector
29	611141	4	12TM-12FJX-12MJ-53.0	71	618178	4	1 5/16 MOR x 90° x 1 5/16 JIC Conn.
30	505300	4	1 x 90° Elbow	72	618183	4	7/8 MOR x 90° x 3/4 MJIC Elbow
31	506410	2	1 1/4 x 90° Street Elbow	73	616028	1	04C1T-06FJX-06FJX-46.0
32	504210	1	3/4 to 1/2 Reducer Bushing	74	715664	1	1 1/4 x 1 Hose Barb
33	601255	1	1 in. 2 Braid Red x 104.0	76	618241	2	3/4 MOR x 90° x 3/4 MJIC Elbow
34	601256	2	1 in. 2 Braid Red x 31.0	77	618310	2	7/8 MOR x 9/16 MJIC Connector
35	610185	2	9/16 O-Ring Plug	78	618425	5	9/16 MOR x 45° x 9/16 MJIC
36	610186	2	1 1/16 O-Ring Plug	79	618440	2	9/16 MOR x 90° x 9/16 MJIC Long
37	610193	4	3/8 Bulhead Branch Tee	80	618482	2	3/4 FJIC x 9/16 MJIC
38	611122	10	1/4 NPT x 90° x 9/16 NPT Male Elbow	81	618311	1	1/4 MNPT x 9/16 MJIC Run Tee
39	611127	4	1 1/16 MOR x 1 1/16 MJIC Connector	83	618520	1	1 NPT x 1 Hose Barb
40	611145	1	1/2 NPT x 90° x 3/4 NPT Male Elbow	84	714560	3	7/8 MOR x 3/4 MJIC Connector
41	610300	1	3/4 NPT x 3/4 MJIC Connector	85	618327	4	1 5/16 MOR x 90° x 1 1/16 MJIC
42	611204	6	04C1T-06FJX-06FJX-78.0	86	618302	4	Hydraulic Tube Assembly-Rear Legs
43	611206	2	04C1T-06FJX-06FJX-66.0	87	615571	4	3/4 MOR x 45° x 9/16 MJIC Elbow
				88	618496	2	

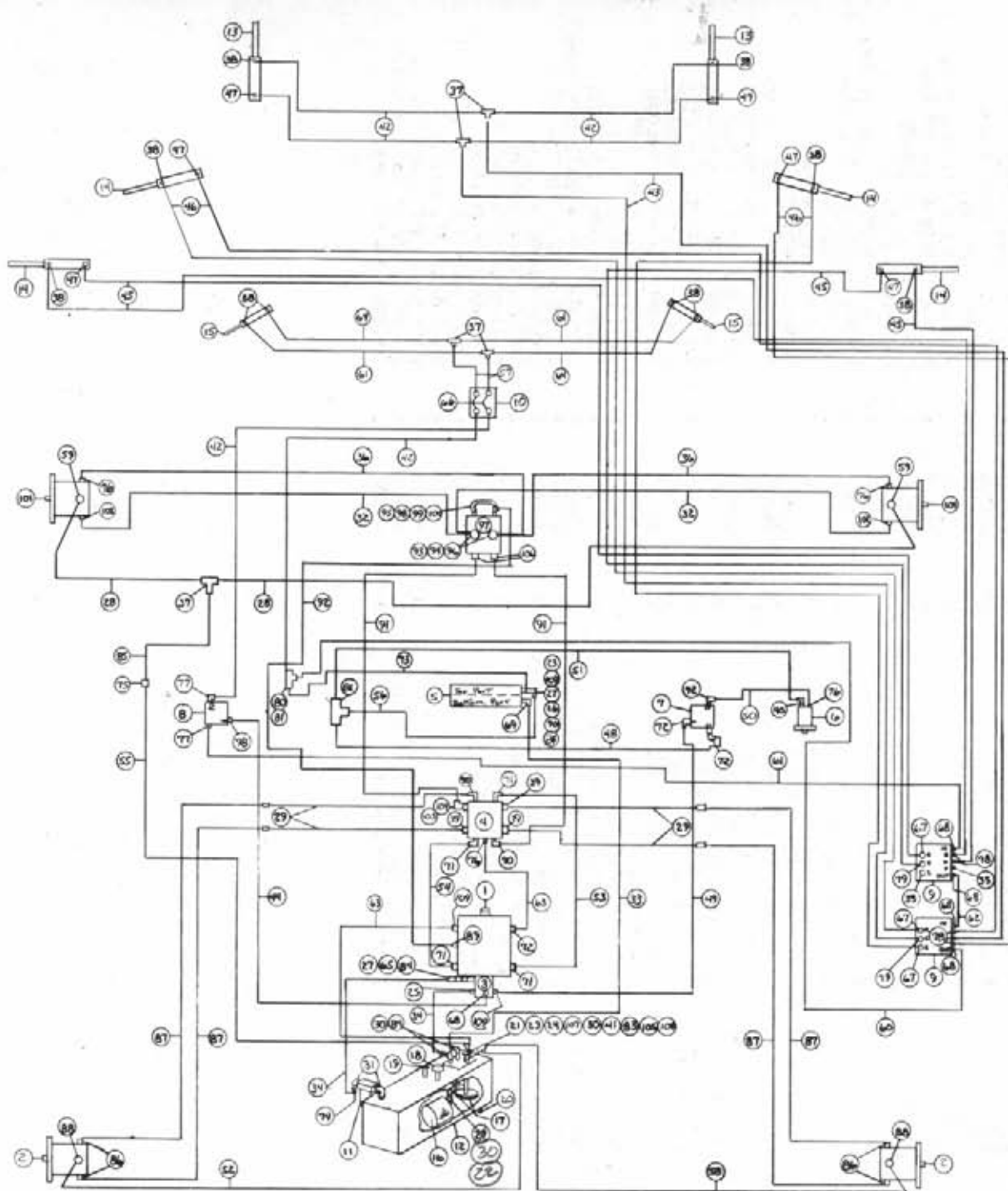


63	2	615465	W/T-6FTX-6FTX-35
62	1	616042	W/T-6FTX-6FTX-13
61	3	616026	W/T-6FTX-6FTX-37
60	1	616028	W/T-6FTX-6FTX-46
59	1	610305	1/4" NPT-90°-3/4" M21C
58	1	615449	W/T-6FTX-6FTX-126
57	2	615442	W/T-6FTX-6FTX-55
56	1	615590	W/T-6FTX-6FTX-66
55	1	615474	W/T-6FTX-6FTX-47-30
54	1	615569	L.H. HSD TUBE ASSY
53	1	615568	R.H. HSD TUBE ASSY
52	1	614543	W/T-6FTX-6FTX-140
51	1	614548	W/T-6FTX-6FTX-120
50	1	614547	W/T-6FTX-6FTX-95-114
49	1	614546	W/T-6FTX-6FTX-115
48	1	614382	W/T-6FTX-6FTX-40
47	6	614365	RESTRICTOR EL
46	4	614154	W/T-6FTX-6FTX-221
45	4	614098	W/T-6FTX-6FTX-201
44	1	615343	W/T-6FTX-6FTX-96
43	2	611206	W/T-6FTX-6FTX-66
42	6	611204	W/T-6FTX-6FTX-78
41	1	610300	3/4" NPT x 3/4" M21C
40	1	611145	1/2" NPT-90°-3/4" M21C
39	4	611127	1 1/2" MOR-15-3/4" M21C
38	10	611122	1/2" NPT-90°-3/4" M21C
37	5	610193	3/4" M21C BLK HD T
36	2	610186	1 1/2" O-Ring Pin L
35	2	610185	1 1/2" O-Ring Pin L
34	2	601256	1 x 31 - 28 x 2 RED
33	1	601255	1 x 104 - 28 x 2 RED
32	1	611210	W/T-6FTX-6FTX-154
31	2	506470	1 1/2" - 90° - ST EL
30	3	505300	1" - 90° - EL BOW
29	4	611141	HSD DRIVE HOSE
28	1	618486	3/4" SSIC-3mm-8mm-T
27	3	505200	1" - 90° ST EL
26	1	610300	3/4" NPT x 3/4" M21C
25	1	618336	1 1/2" MOR TO 1" H. BORE
24	2	504555	3/4" PIPE TEL
23	2	504702	3/4" CLOSE OFF PIN
22	1	503000	1/2" TO 3/4" RED BUSH
21	1	501102	3/4" NPT PIPE PIN L
20	1	614453	OIL DIP STICK
19	1	611051	OIL BREATHER
18	1	605603	LINE DIFFUSER
17	1	605600	MICH 21TR
16	2	620145	STRLE CYLINDER
15	2	620052	303-LEVEL CIL
14	2	620499	LIFT CYLINDER
13	2	760097	HSD OIL TANK
12	1	605601	GREASE FILTER
11	1	610318	STRLE MOTOR
10	2	606585	CES-3 SPool JUBUS
9	2	610376	Flow Divider-BASE
8	1	606818	Flow Div-COR-51
7	1	620249	HSPRO Sol Pump
6	1	618008	Oil Cooler
5	1	615003	LARGE HYD MFRP
4	3	610377	CES Aux Pump-48
3	2	610030	Sand WHL MTR
2	1	606844	Sand-22 Pump-R-

HYD Schematic - 8240-2nd - 1/14/51
498127

1982 8240 HYDRAULIC SCHEMATIC
TWO-WHEEL DRIVE WITH AGITATION

Ref.	Part No.	Req.	Description	Ref.	Part No.	Req.	Description
1	606844	1	Sundstrand Series 23 Pump A-Mount	49	614546	1	08C1T-08FJX-08FJX-115.0
2	610030	2	Sundstrand Wheel Motor	50	614547	1	08C1T-08FJX-08FJX90-144.0
3	610037	1	Cessna Auxillary Pump 1.24 in ³	51	614548	1	08C1T-08FJX-08FJX90-120.0
4	615003	1	Large Manifold	52	614549	1	06C1T-06FJX-06FJX-140.0
5	618088	1	Oil Cooler	53	615568	1	RH Hydraulic Tube Assembly
6	690249	1	Hypro Solution Pump	54	615569	1	LH Hydraulic Tube Assembly
7	606818	1	Flow Control 0-16 FCR51 w/Retief	55	615474	1	04C1T-06FJX-06FJX45-90.0
8	610376	1	Flow Divider BG52	56	615590	1	10RLB-08FJX-08FJX-66.0
9	606585	2	Cessna 3-Spool Valve	57	615442	2	04C1T-06FJX-06FJX-55.0
10	610318	1	Steering Motor 6.2 in ³	58	615449	1	06C1T-06FJX-06FJX-126.0
11	605601	1	Gresen Filter 10 Micron 40 GPM	59	610305	1	3/4 NPT-90° x 3/4 MJIC Elbow
12	760097	1	Hydraulic Oil Tank	60	616028	1	06C1T-06FJX-06FJX-46.0
13	620499	2	Lift Cylinder	61	616026	3	04C1T-06FJX-06FJX-37.0
14	620052	4	Fold & Level Cylinder 2 in.	62	616042	1	04C1T-06FJX-06FJX-13.0
15	620145	2	Steering Cylinder Assembly 1.5 x 6.0	63	615465	2	06C1T-06FJX-06FJX-35.0
16	605600	1	Michigan Filter	64	616056	2	04C1T-06FJX-06FJX-32.0
17	605603	2	Line Diffuser	65	618090	1	1 5/16 MOR x 1 MNPT Adapter
18	611051	1	Pressure Cap 3/4 NPT 5lb.	66	618109	4	3/4 MOR x 9/16 MJIC
19	614453	1	Dipstick 8 in.	67	618119	5	9/16 MOR x 90° x 9/16 MJIC Elbow
20	501102	1	1/4 NPT Pipe Plug	68	618126	4	9/16 MOR x 9/16 MJIC x 37° Conn.
21	503000	1	1/2 NPT to 1/4 NPT Reducer Bushing	69	618138	1	1 NPT x 90° x 1 Hose Barb
22	505203	1	1/4 x 1/2 NPT Reducer Bushing	70	614368	1	08C1T-08FJX-08FJX-60.0
23	504702	1	3/4 Close Nipple	71	618178	4	1 5/16 MOR x 90° x 1 5/16 JIC Conn.
24	504955	2	3/4 Pipe Tee	72	618183	11	7/8 MOR x 90° x 3/4 MJIC Elbow
25	618336	2	1 1/16 MOR to 1 Hose Barb	73	618311	1	3/4 MJIC Union Tee
26	610300	1	3/4 NPT x 3/4 MJIC Connector	74	715664	1	1 1/4 NPT x 1 Hose Barb
27	505200	2	1 NPT x 90° Street Elbow	75	610051	2	Barnes Agitator Motor
28	618486	1	9/16 FJIC Swivel Run Tee	76	618241	2	3/4 MOR x 90° x 3/4 MJIC Elbow
29	611141	4	12TMM-12FJX-12M)-53.0	77	618310	2	7/8 MOR x 9/16 MJIC Connector
30	505300	4	1 NPT x 90° Elbow	78	618440	3	9/16 MOR x 45° x 9/16 MJIC
31	506410	2	1 1/4 NPT x 90° Street Elbow	79	618425	5	9/16 MOR x 90° x 9/16 MJIC Long
32	504210	1	3/4 NPT to 1/2 NPT Reducer Bushing	80	618482	2	3/4 FJIC x 9/16 MJIC
33	601255	1	1 in. 2 Braid Red x 104.0	81	611126	1	7/8 MOR x 7/8 MJIC Connector
34	601256	2	1 in. 2 Braid Red x 31.0	83	618520	1	1/4 MNPT x 9/16 MJIC Run Tee
35	610185	2	9/16 MOR Plug	84	714560	3	1 NPT x 1 Hose Barb
36	610186	2	1 1/16 MOR Plug	85	615445	1	06C1T-08FJX-08FJX-185.0
37	610193	5	3/8 NPT Bulkhead Branch Tee	86	618302	1	1 5/16 MOR x 90° x 1 1/6 MJIC
38	611122	10	1/4 NPT x 90° x 9/16 NPT Male Elbow	87	615571	4	Hydraulic Tube Assembly-Rear Legs
39	611127	4	1 1/16 MOR x 1 1/16 MJIC Connector	88	618496	2	3/4 MOR x 45° x 9/16 MJIC Elbow
40	611145	4	1/2 NPT x 90° x 3/4 NPT Male Elbow	89	615456	1	06C1T-08FJX-08FJX-137.0
41	610300	1	3/4 NPT x 3/4 MJIC Connector	90	618451	1	06C1T-08FJX-08FJX-137.0
42	611204	6	04C1T-06FJX-06FJX-78.0	91	615454	1	06C1T-08FJX-08FJX90-141.0
43	611206	2	04C1T-06FJX-06FJX-66.0	92	615473	1	06C1T-06FJX-08FJX-18.0
44	615343	1	06C1T-06FJX-10FJX-96.0	93	606827	1	Flow Divider 0-3 GPM 7/8 Ports
45	614098	4	04C1T-06FJX-06FJX-201.0	94	615475	1	04C1T-06FJX-06FJX45-78.0
46	614154	4	04C1T-06FJX-06FJX-221.0	96	505213	2	1 NPT to 3/4 NPT Reducer Bushing
47	614365	6	Restrictor El Assembly .042 Dia.	97	504210	1	3/4 NPT to 1/2 NPT Reducer Bushing
48	614382	1	08C1T-08FJX-08FJX-40.0	98	618327	2	7/8 MOR x 3/4 MJIC Connector

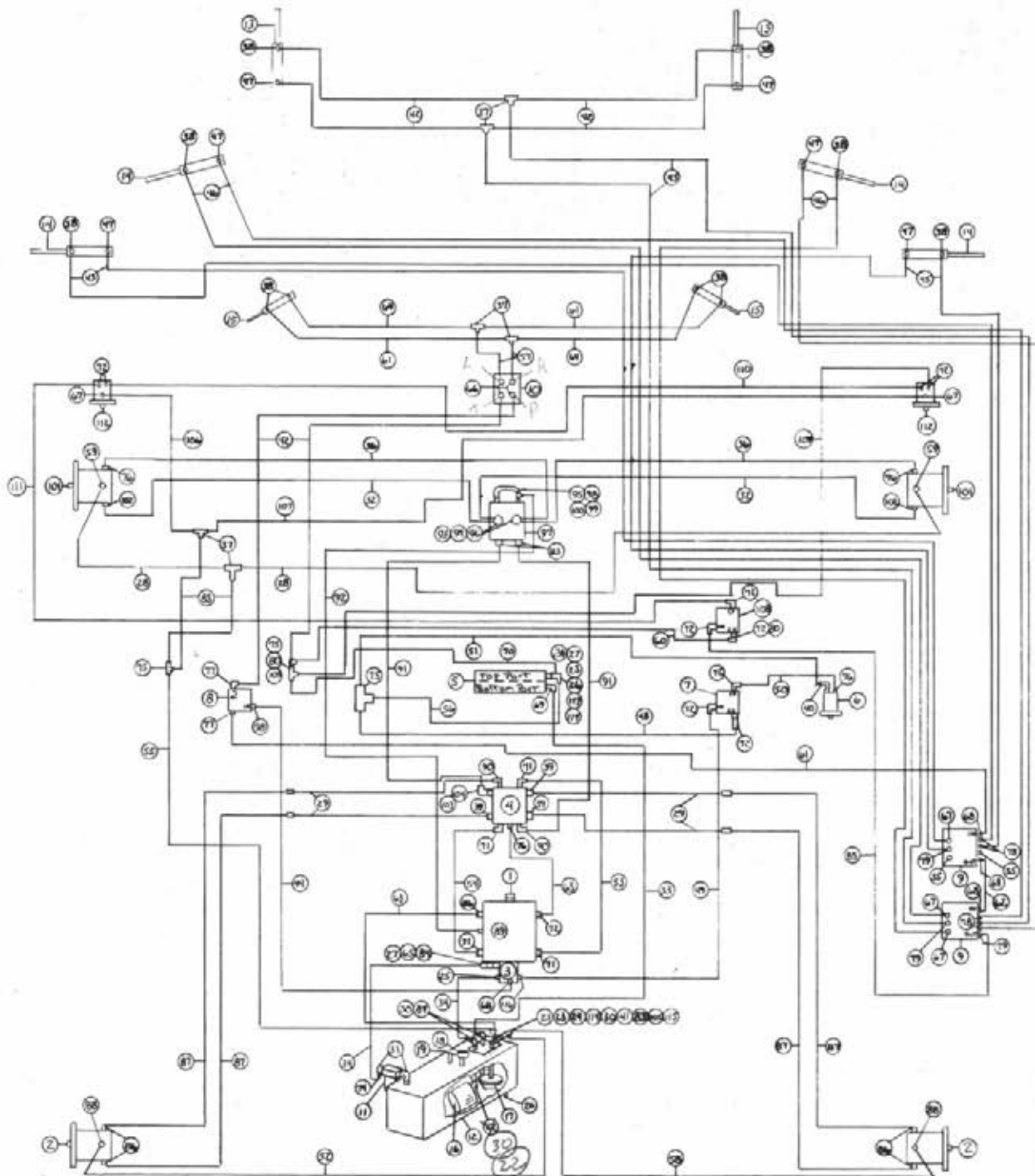


61	616056	40T-65TX-65TX-32	65	614098	40T-65TX-65TX-20
62	615463	40T-65TX-65TX-35	66	612343	40T-65TX-65TX-26
63	616042	40T-65TX-65TX-18	67	611206	40T-65TX-65TX-66
64	616026	40T-65TX-65TX-27	68	611204	40T-65TX-65TX-78
65	616028	40T-65TX-65TX-40	69	610300	1/2 NPT x 3/4 MTC
66	618115	3/4 MOR-90-3/4 MTC	70	611145	1/2 NPT-90-3/4 MTC
67	615449	40T-65TX-65TX-126	71	611127	1 1/2 MOR-1 1/2 MTC
68	615472	40T-65TX-65TX-55	72	611122	1/2 NPT-90-3/4 MTC
69	615520	40T-65TX-65TX-66	73	610193	3/4 MTC BKH DR T
70	614425	40T-65TX-65TX-120	74	615427	40T-65TX-65TX-67
71	615519	40T-65TX-65TX-190	75	610185	1/2 O-RING PLUG
72	615568	40T-65TX-65TX-190	76	601250	HOSE - 1 x 3/4 DR 80
73	615548	40T-65TX-65TX-120	77	601255	HOSE - 1 x 1/2 DR 80
74	614547	40T-65TX-65TX-92	78	615426	40T-65TX-65TX-70
75	614546	40T-65TX-65TX-115	79	610300	1/2 NPT x 3/4 MTC
76	614382	40T-65TX-65TX-40	80	618336	1 1/2 MOR-1 1/2 MTC
77	614365	RESTRICTOR G.L.	81	605800	1 NPT-90-1 G.L.
78	614154	40T-65TX-65TX-221	82	611141	HYD DRIVE HOSE
79	618327	3/4 MOR-3/4 MTC	83	615450	40T-65TX-65TX-54
80	604210	3/4 TO 1/2 RED BUSH	84	615589	40T-65TX-65TX-126
81	605213	1" TO 3/4 RED BUSH	85	618248	1 1/2 MOR-90-1 1/2 MTC
82	611127	1 1/2 MOR-1 1/2 MTC	86	618114	3/4 MOR-45-3/4 MTC
83	618151	3/4 SSIC SWEL SW T	87	618496	3/4 MOR-45-3/4 MTC
84	618279	3/4 MOR-90-1 1/2 MTC	88	615571	HYD TUBE BUSH
85	600228	1/2 GALVAN BUSH CUT	89	618302	1 1/2 MOR-90-1 1/2 MOR
86	611125	3/4 MOR-3/4 MTC	90	615473	40T-65TX-65TX-18
87	610059	1/2 S SERIES WHI SW	91	714560	1 NPT-1 HOSE BUSH
88	618287	3/4 MOR-3/4 MTC	92	618520	1/2 NPT-3/4 MTC T
89	614198	4 WUB U-TUBE	93	618311	3/4 MTC UNION T
90	611126	3/4 MOR-3/4 MTC	94	618482	3/4 SSIC-3/4 MTC
91	606003	4 WUB SELECTOR VALVE	95	618440	3/4 MOR-45-3/4 MTC
92	618535	1 1/2 MOR-90-1 1/2 MTC	96	618425	3/4 MOR-45-3/4 MOR
93	618152	1 1/2 MOR-3/4 MOR SW	97	618310	3/4 MOR-3/4 MTC
94	618333	3/4 SSIC SWEL SW T	98	618241	3/4 MOR-45-3/4 MTC
95	618301	3/4 MOR-3/4 MTC	99	618314	3/4 MTC UNION
96	614076	40T-65TX-65TX-119	100	715664	1 NPT-1 HOSE BUSH
97	615589	40T-65TX-65TX-126	101	614368	40T-65TX-65TX-60
98	618248	1 1/2 MOR-90-1 1/2 MTC	102	618183	3/4 MOR-45-3/4 MTC
99	618114	3/4 MOR-45-3/4 MTC	103	618178	1 1/2 MOR-90-1 1/2 MOR
100	618496	3/4 MOR-45-3/4 MTC	104	610305	1/2 NPT-90-3/4 MTC
101	615571	HYD TUBE BUSH	105	618138	1 NPT-90-1 HOSE BUSH
102	618302	1 1/2 MOR-90-1 1/2 MOR	106	618126	3/4 MOR-3/4 MTC
103	615473	40T-65TX-65TX-18	107	618119	3/4 MOR-45-3/4 MOR
104	714560	1 NPT-1 HOSE BUSH	108	618109	3/4 MOR-3/4 MTC
105	618520	1/2 NPT-3/4 MTC T	109	618090	1 1/2 O-RING/NPT
106	618311	3/4 MTC UNION T			
107	618482	3/4 SSIC-3/4 MTC			
108	618440	3/4 MOR-45-3/4 MTC			
109	618425	3/4 MOR-45-3/4 MOR			
110	618310	3/4 MOR-3/4 MTC			
111	618241	3/4 MOR-45-3/4 MTC			
112	618314	3/4 MTC UNION			
113	715664	1 NPT-1 HOSE BUSH			
114	614368	40T-65TX-65TX-60			
115	618183	3/4 MOR-45-3/4 MTC			
116	618178	1 1/2 MOR-90-1 1/2 MOR			
117	610305	1/2 NPT-90-3/4 MTC			
118	618138	1 NPT-90-1 HOSE BUSH			
119	618126	3/4 MOR-3/4 MTC			
120	618119	3/4 MOR-45-3/4 MOR			
121	618109	3/4 MOR-3/4 MTC			
122	618090	1 1/2 O-RING/NPT			

HYDRAULIC SCHEMATIC - AZ-10 - 4WD 49A125

1982 8240 HYDRAULIC SCHEMATIC
 FOUR-WHEEL DRIVE WITHOUT AGITATION

Ref.	Part No.	Req.	Description	Ref.	Part No.	Req.	Description
1	606844	1	Sundstrand Series 23 Pump A-Mount	55	614425	1	08C1T-08FJX-08FJX-132.0
2	610030	2	Sundstrand Wheel Motor	56	615590	1	10RLB-08FJX-08FJX-66.0
3	610377	1	Cessna Auxiliary Pump 1.24 in ³	57	615442	2	04C1T-06FJX-06FJX-55.0
4	615003	1	Large Manifold	58	615449	1	06C1T-06FJX-06FJX-126.0
5	618088	1	Oil Cooler	59	618115	1	3/4 MOR x 90° x 9/16 MJIC Elbow
6	690249	1	Hypro Solution Pump	60	616028	1	06C1T-06FJX-06FJX-46.0
7	606818	1	Flow Control 0-16 FCRS1 w/Relief	61	616026	3	04C1T-06FJX-06FJX-37.0
8	610376	1	Flow Divider BG52	62	616042	1	04C1T-06FJX-06FJX-13.0
9	606585	1	Cessna 3-Spool Valve	63	615465	2	06C1T-06FJX-06FJX-35.0
10	610318	1	Steering Motor 6.2 in ³	64	616056	2	04C1T-06FJX-06FJX-32.0
11	605601	1	Gresen Filter 10 Micron 40 GPM	65	618090	1	1 5/16 MOR x 1 MNPT Adapter
12	760097	1	Hydraulic Oil Tank	66	618109	4	3/4 MOR x 9/16 MJIC
13	620499	2	Lift Cylinder	67	618119	4	9/16 MOR x 90° x 9/16 MJIC Elbow
14	620052	1	Fold & Level Cylinder 2 in.	68	618126	5	9/16 MOR x 9/16 MJIC x 370 Conn.
15	620145	2	Steering Cylinder Assembly 1.5 x 6.0	69	618138	1	1 NPT x 90° x 1 Hose Barb
16	605600	2	Michigan Filter	70	610305	1	3/4 NPT x 90° x 3/4 MJIC Elbow
17	605603	2	Line Diffuser	71	618178	4	1 5/16 MOR x 90° x 1 5/16 JIC Conn.
18	611051	1	Pressure Cap 3/4 NPT 5 Lb.	72	618183	1	7/8 MOR x 90° x 3/4 MJIC Elbow
19	614453	1	Dipstick 8 in.	73	614368	1	08C1T-08FJX-08FJX-60.0
20	501102	1	1/4 NPT Pipe Plug	74	715664	1	1 1/4 NPT x 1 Hose Barb
21	503000	1	1/2 NPT to 1/4 NPT Reducer Bushing	75	618314	1	3/4 MJIC x 3/4 MJIC Connector
22	505203	1	1/4 PIPE NIPPLE	76	618241	4	3/4 MOR x 90° x 3/4 MJIC Elbow
23	504702	1	Close Nipple	77	618310	2	7/8 MOR x 9/16 MJIC Connector
24	504955	2	3/4 NPT Pipe Tee	78	618425	5	9/16 MOR x 45° x 9/16 MJIC
25	618336	2	1 1/16 MOR to 1 Hose Barb	79	618440	2	9/16 MOR x 90° x 9/16 MJIC Long
26	610300	1	3/4 NPT x 3/4 MJIC Connector	80	618482	2	3/4 FJIC x 9/16 MJIC
27	505200	2	1 NPT x 90° Street Elbow	81	618311	2	1/4 MJIC Union Tee
28	615450	3	06C1T-06FJX-06FJX45-112.0	83	618520	2	1 NPT x 1 Hose Barb
29	611141	4	12TMW-12FJX-12MJ-53.0	84	714560	3	1 1/4 MNPT x 9/16 MJIC Run Tee
30	505300	2	1NPT x 90° Elbow	85	615473	1	06C1T-06FJX-08FJX-18.0
31	506410	2	1 1/4 NPT x 90° Elbow	86	618302	4	1 5/16 MOR x 90° x 1 1/16 MJIC
32	615426	2	08TMW-08FJX90-10FJX-114.0	87	615571	4	Hydraulic Tube Assembly-Rear Legs
33	601255	1	1 in. 2 Braided Red x 104.0	88	618496	2	3/4 MOR x 45° x 9/16 MJIC Elbow
34	601256	1	1 in. 2 Braided Red x 31.0	89	618114	1	7/16 MOR x 90° x 9/16 MJIC Elbow
35	610185	2	9/16 MOR Plug	90	618248	2	1 1/16 MOR x 90° x 1 1/16 MJIC Elbow
36	615427	2	08TMW-08FJX-10FJX-107.0	91	615589	2	08TMW-12FJX-12FJX-126.0
37	610193	5	3/8 NPT Bulkhead Branch Tee	92	614076	1	04C1T-06FJX-06FJX-119.0
38	611122	10	1/4 NPT x 90° x 9/16 NPT Male Elbow	93	618301	2	7/8 MJIC x 90° x 7/8 FJIC Swivel
39	611127	3	1 1/16 MOR x 1 1/16 MJIC Connector	94	618333	2	7/8 FJIC Swivel Run Tee
40	611145	1	1/2 NPT x 90° x 3/4 NPT Male Elbow	95	618132	2	1 1/16 MOR to 7/8 FOR Reducer
41	610300	1	3/4 NPT x 3/4 MJIC Connector	96	618535	2	1 1/16 MOR x 90° x 7/8 MJIC Elbow
42	611204	6	04C1T-06FJX-06FJX-78.0	97	606003	1	4-Wheel Drive Selector Valve
43	611206	2	06C1T-06FJX-06FJX-66.0	98	611126	2	7/8 MOR x 7/8 MJIC Connector
44	615343	1	06C1T-06FJX-10FJX-96.0	99	614198	1	4-Wheel Drive U-Tube Assembly
45	614098	4	04C1T-06FJX-06FJX-201.0	100	618287	1	7/8 MOR x 7/8 MJIC x 9/16 MJIC Tee
46	614154	4	04C1T-06FJX-06FJX-221.0	101	618029	2	Sundstrand Series 15 Wheel Motor
47	614365	6	Restrictor El Assembly .042 Dia.	102	611125	2	3/4 MOR x 3/4 MJIC Connector
48	614382	1	08C1T-08FJX-08FJX-40.0	103	610028	1	Flow Control 16 GPM
49	614546	1	08C1T-08FJX-08FJX-115.0	104	618279	1	7/8 MOR x 90° x 1 1/16 MJIC Conn.
50	614547	1	08C1T-08FJX-08FJX90-144.0	105	618451	1	3/4 FJIC Swivel Run Tee
51	614548	1	08C1T-08FJX-08FJX90-120.0	106	611127	2	1 1/16 MOR x 1 1/16 MJIC Connector
52	614549	1	06C1T-06FJX-06FJX-140.0	107	505213	2	1 NPT to 3/4 NPT Reducer Bushing
53	615568	1	RH Hydraulic Tube Assembly	108	504210	1	3/4 NPT to 1/2 NPT Reducer Bushing
54	615569	1	LH Hydraulic Tube Assembly	109	618327	2	7/8 MOR x 3/4 MJIC Connector

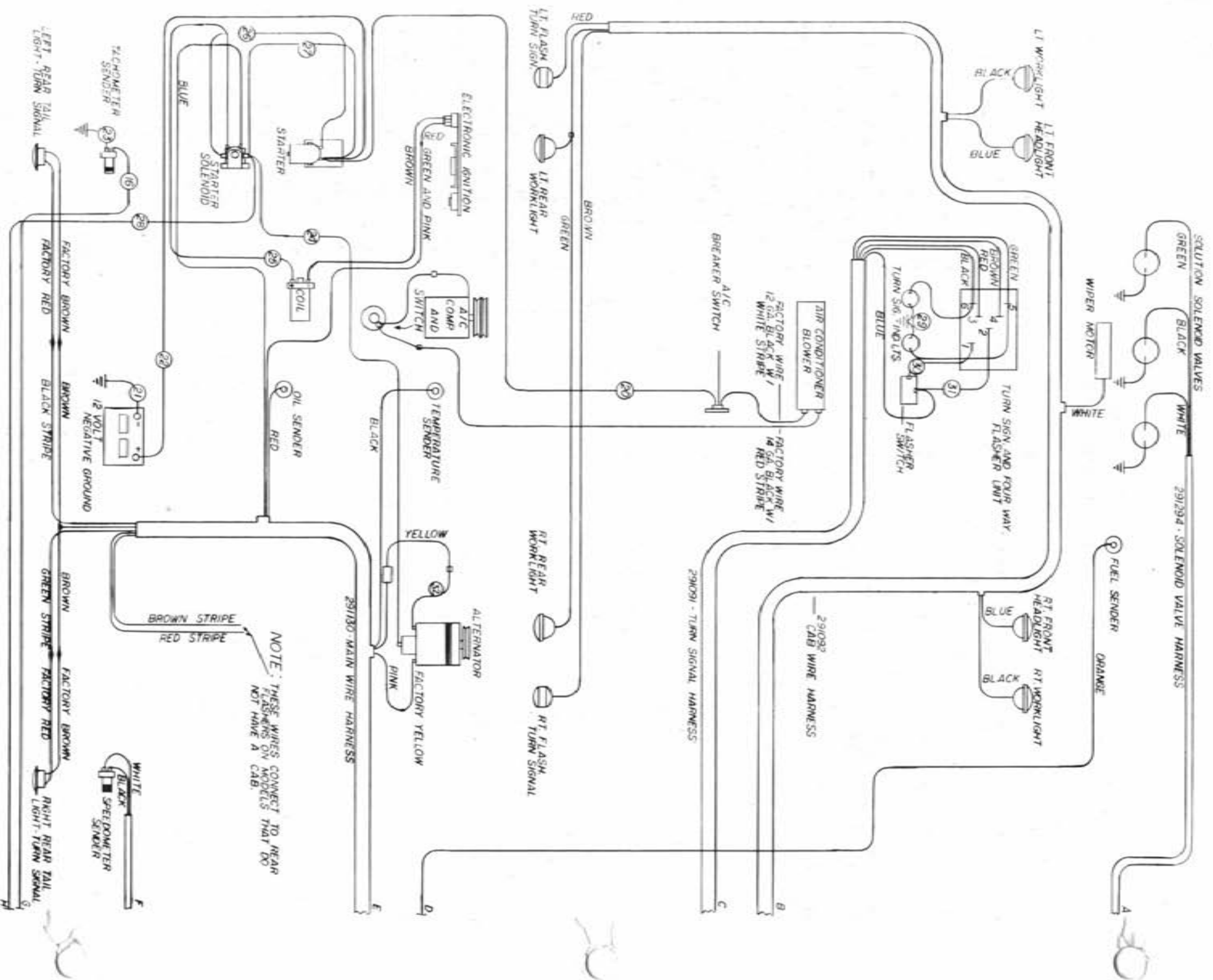


			41	2	616056	HOIT-65X-65X-3C	
			42	2	615465	HOIT-65X-65X-55	
			43	1	616042	HOIT-65X-65X-13	
			44	3	616026	HOIT-65X-65X-37	
			45	1	616028	HOIT-65X-65X-46	
			46	2	618115	1/2 MOR-90-1/2 M3IC	
			47	1	615449	HOIT-65X-65X-126	
			48	2	615442	HOIT-65X-65X-55	
			49	1	615890	HOIT-65X-65X-66	
			50	1	614425	HOIT-65X-65X-130	
			51	1	615569	LH HSD TUBE Assy	
117	1	610306	1/2 NPT-90-1/2 M3IC	52	1	615568	RH HSD TUBE Assy
118	2	618327	1/2 MOR-1/2 M3IC	53	1	615549	HOIT-65X-65X-190
119	1	604810	1/2 To 1/2 Red Bush	54	1	615548	HOIT-65X-65X-207
120	2	605213	1 To 1/2 Red Bush	55	1	615477	HOIT-65X-65X-217
121	2	611127	1/2 MOR-1/2 M3IC	56	1	615476	HOIT-65X-65X-115
122	2	610051	ACTUATOR Motor	57	1	615382	HOIT-65X-65X-40
123	1	615454	HOIT-65X-65X-90	58	2	614365	RESTRICTOR EL
124	1	615455	HOIT-65X-65X-185	59	4	614154	HOIT-65X-65X-221
125	1	615456	HOIT-65X-65X-137	60	4	614098	HOIT-65X-65X-200
126	1	606827	AGI VFC-PL-51	61	1	615343	HOIT-65X-65X-30
127	1	615475	HOIT-65X-65X-78	62	2	611206	HOIT-65X-65X-66
128	1	615474	HOIT-65X-65X-90	63	2	611204	HOIT-65X-65X-78
129	2	618451	1/2 M3IC 3/4" Dia T	64	1	610300	1/2 NPT x 1/2 M3IC
130	1	618273	1/2 MOR-1/2 M3IC	65	1	611145	1/2 NPT-90-1/2 M3IC
131	1	610028	1/2 MOR-1/2 M3IC	66	3	611127	1/2 MOR-1/2 M3IC
132	2	611125	1/2 MOR-1/2 M3IC	67	2	611122	1/2 MOR-1/2 M3IC
133	1	618287	1/2 MOR-1/2 M3IC	68	2	610193	1/2 M3IC-3/4" DIA T
134	1	611198	4WD LA-TUBE	69	2	615427	HOIT-65X-65X-107
135	2	611126	1/2 MOR-1/2 M3IC	70	2	610185	HOIT-65X-65X-117
136	1	606003	4WD Selector Valve	71	2	601286	HOSE-1 x 3/4" CB&D
137	2	618535	1/2 MOR-1/2 M3IC	72	2	601255	HOSE-1 x 1/2" CB&D
138	2	618132	1/2 MOR-1/2 M3IC	73	2	615426	HOIT-65X-65X-105X
139	2	618333	1/2 M3IC 3/4" Dia T	74	2	606410	1/2 NPT-90-5T EL
140	2	618301	1/2 M3IC-3/4" DIA T	75	3	605300	1 NPT-90-1/2" DIA
141	1	614076	HOIT-65X-65X-119	76	4	611141	HYD DRIVE HOSE
142	2	615589	HOIT-65X-65X-126	77	2	615450	HOIT-65X-65X-95
143	2	618248	1/2 MOR-1/2 M3IC	78	3	605200	1 NPT-90-5T EL
144	1	618114	1/2 MOR-1/2 M3IC	79	1	610300	1/2 NPT x 1/2 M3IC
145	2	618476	1/2 MOR-1/2 M3IC	80	1	618336	1/2 MOR-1" H BRG
146	4	615571	HYD TUBE Assy	81	2	604355	1/2 PIPE TEE
147	4	618302	1/2 MOR-1/2 M3IC	82	2	604702	1/2 CLOSE VALVE
148	2	615473	HOIT-65X-65X-18	83	1	603000	1/2 To 1/2 RED Bush
149	3	615660	1 NPT x 1 HOSE BRG	84	1	601102	HOIT PIPE PHLO
150	1	618560	1 NPT-1/2 M3IC-TR	85	1	614453	OIL DIPSTICK
151				86	1	611051	OIL BREATHER
152				87	2	605603	LIFT DIFFUSER
153				88	1	605600	HIGH FILTER
154				89	2	600145	STRG CYL
155				90	4	620052	70D+LUL CYL
156				91	2	620499	LIFT CYLINDER
157				92	1	760097	HYD OIL TRNK
158				93	1	605601	GREASER FILTER
159				94	1	610318	STRG MTR
160				95	2	606585	RES-3 STOD
161				96	1	610376	HOIT-65X-65X-52
162				97	1	606818	HOIT-65X-65X-51
163				98	1	602649	HYDRO SOL P-M-P
164				99	1	618088	OIL COOLER
165				100	1	615003	WALVE MANIFOLD
166				101	3	610377	RES Assy
167				102	2	610030	SUBS W/IL MTR
168				103	1	606844	SUBD-23 P-P-P

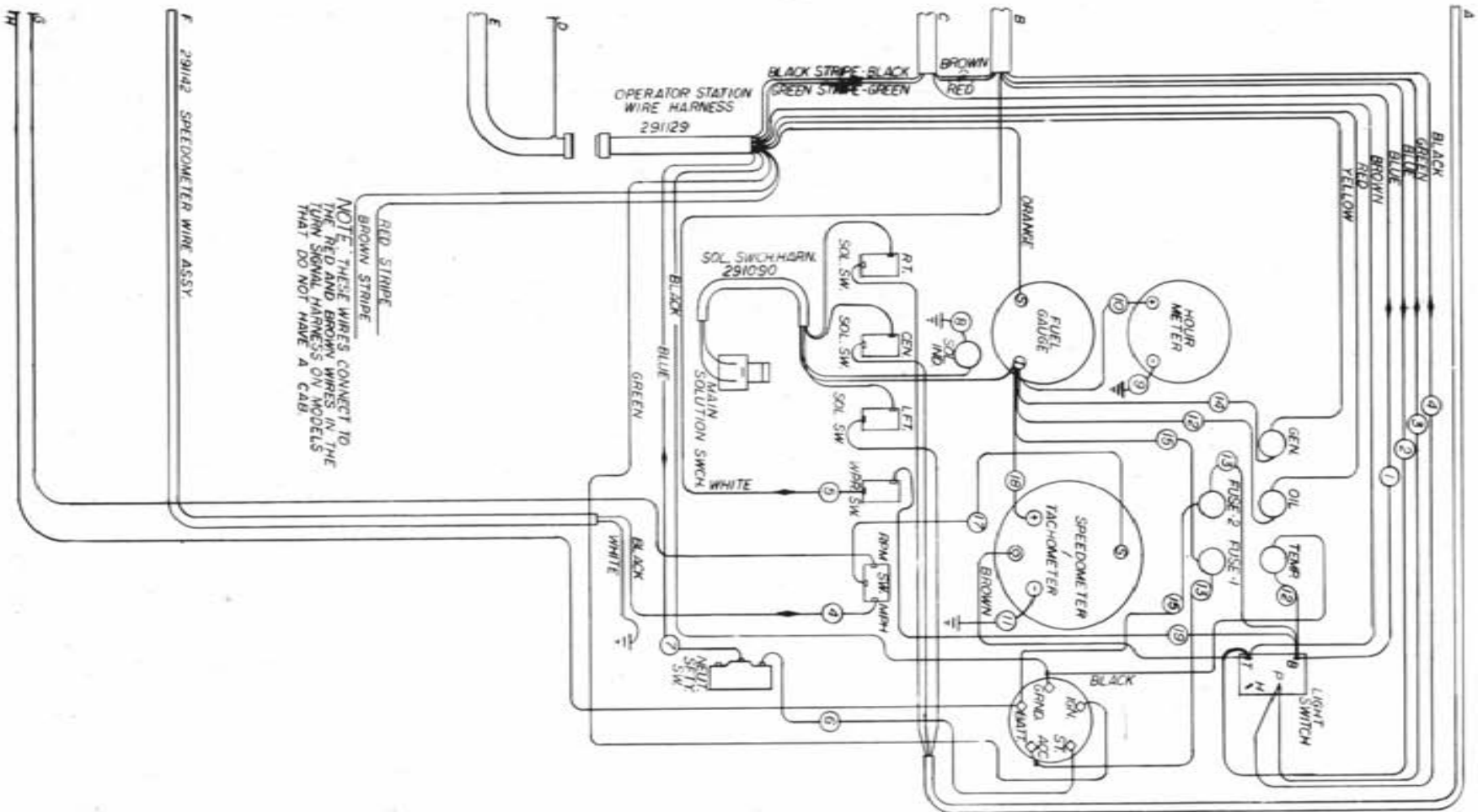
HYDRAULIC schematic-8240-4WD-4/ACTUATOR-498126

1982 8240 HYDRAULIC SCHEMATIC
FOUR-WHEEL DRIVE WITH AGITATION

Ref.	Part No.	Description	Ref.	Part No.	Req.	Description
1	606844	Sundstrand Series 23 Pump A-Mount	58	615449	1	06C1T-06FJX-06FJX-126.0
2	610030	Sundstrand Wheel Motor	59	618115	2	3/4 MOR x 90° x 9/16 MJIC Elbow
3	610377	Cessna Auxiliary Pump 1.24 in ³	60	616028	1	06C1T-06FJX-06FJX-46.0
4	615003	Large Manifold	61	616026	3	04C1T-06FJX-06FJX-37.0
5	618088	011 Cooler	62	616042	2	04C1T-06FJX-06FJX-13.0
6	690249	Hypro Solution Pump	63	615465	1	06C1T-06FJX-06FJX-35.0
7	606818	Flow Control 0-16 FCR51 w/Relief	64	616056	2	04C1T-06FJX-06FJX-32.0
8	610376	Flow Divider 8G52	65	618090	2	1 5/16 MOR x 1 MNPT Adapter
9	606585	Cessna 3-Spool Valve	66	618109	4	3/4 MOR x 9/16 MJIC
10	610318	Steering Motor 6.2 in ³	67	618119	5	9/16 MOR x 90° x 9/16 MJIC Elbow
11	605601	Gresen Filter 10 Micron 40 GPM	68	618126	4	9/16 MOR x 9/16 MJIC x 370 Conn.
12	760097	Hydraulic Oil Tank	69	618138	1	1 NPT x 90° x 1 Hose Barb
13	620499	Lift Cylinder	70	614368	1	08C1T-08FJX-08FJX-60.0
14	620052	Fold & Level Cylinder 2 in.	71	618178	4	1 5/16 MOR x 90° x 1 5/16 JIC Conn.
15	620145	Steering Cylinder Assembly 1.5 x 6.0	72	618183	11	7/8 MOR x 90° x 3/4 MJIC Elbow
16	605600	Michigan Filter	74	715664	1	1 1/4 NPT x 1 Hose Barb
17	605603	Line Diffuser	75	618311	3	3/4 MJIC Union Tee
18	611051	Pressure Cap 3/4 NPT 5 Lb.	76	618241	4	3/4 MOR x 90° x 3/4 MJIC Elbow
19	614453	Dipstick 8 in.	77	618310	2	7/8 MOR x 9/16 MJIC Connector
20	501102	1/4 NPT Pipe Plug	78	618425	5	9/16 MOR x 45° x 9/16 MJIC
21	503000	1/2 NPT to 1/4 NPT Reducer Bushing	79	618440	2	9/16 MOR x 90° x 9/16 MJIC Long
22	505203	1 x 1/4 PIPE NIPPLE	80	618482	2	3/4 FJIC x 9/16 MJIC
23	504702	Close Nipple	83	618520	1	1/4 MNPT x 9/16 MJIC Run Tee
24	504955	3/4 NPT Pipe Tee	84	714560	3	1 NPT x 1 Hose Barb
25	618336	1 1/16 MOR to 1 Hose Barb	86	615473	3	06C1T-06FJX-08FJX-18.0
26	610300	3/4 NPT x 3/4 MJIC Connector	85	618302	4	1 5/16 MOR x 90° x 1 1/16 MJIC
27	505200	1 NPT x 90° Street Elbow	86	615571	4	Hydraulic Tube Assembly-Rear Legs
28	615450	06C1T-06FJX-06FJX45-112.0	87	618496	2	3/4 MOR x 45° x 9/16 MJIC Elbow
29	611141	12TWM-12FJX-12MJ-53.0	88	618114	2	7/16 MOR x 90° x 9/16 MJIC Elbow
30	505310	1 NPT x 90° Elbow	89	618248	2	1 1/16 MOR x 90° x 1 1/16 MJIC Elbow
31	506410	1 1/4 NPT x 90° Elbow	90	615589	2	08TWM-12FJX-12FJX-126.0
32	615426	08TWM-08FJX90-10FJX-114.0	91	614076	2	04C1T-06FJX-06FJX-119.0
33	601255	1 in. 2 Braided Red x 104.0	92	618301	2	7/8 MJIC x 90° x 7/8 FJIC Swivel
34	601256	1 in. 2 Braided Red x 31.0	94	618333	2	7/8 FJIC Swivel Run Tee
35	610185	9/16 MOR Plug	94	618132	2	1 1/16 MOR to 7/8 FOR Reducer
36	615427	08TWM-08FJX-10FJX-107.0	95	618132	2	1 1/16 MOR to 7/8 MJIC Elbow
37	610193	3/8 NPT Bulkhead Branch Tee	96	618535	2	4-Wheel Drive Selector Valve
38	611122	1/4 NPT x 90° x 9/16 NPT Male Elbow	97	606003	1	7/8 MOR x 7/8 MJIC Connector
39	611127	1 1/16 MOR x 1 1/16 MJIC Connector	98	611126	2	4-Wheel Drive U-Tube Assembly
40	611145	1/2 NPT x 90° x 3/4 NPT Male Elbow	99	614198	1	7/8 MOR x 7/8 MJIC x 9/16 MJIC Tee
41	610300	3/4 NPT x 3/4 MJIC Connector	100	618287	1	Sundstrand Series 15 Wheel Motor
42	611204	04C1T-06FJX-06FJX-78.0	101	610029	2	3/4 MOR x 3/4 MJIC Connector
43	611206	04C1T-06FJX-06FJX-66.0	102	611125	2	Flow Control 16 GPM
44	615343	06C1T-06FJX-10FJX-96.0	103	610028	1	Flow Control 16 GPM
45	614098	04C1T-06FJX-06FJX-201.0	104	618279	1	7/8 MOR x 90° x 1 1/16 MJIC Conn.
46	614154	04C1T-06FJX-06FJX-221.0	105	618451	1	3/4 FJIC Swivel Run Tee
47	614365	Restrictor El Assembly .042 Dia.	106	615474	1	04-CIT-06FJX-06FJX45-90.0
48	614382	08C1T-08FJX-08FJX-40.0	107	615475	1	04-CIT-06FJX-06FJX45-78.0
49	614546	08C1T-08FJX-08FJX-115.0	108	606827	1	Flow Divider 0-3 GPM 7/8 Ports
50	614547	08C1T-08FJX-08FJX90-144.0	109	615456	1	06C1T-08FJX-08FJX-137.0
51	614548	08C1T-08FJX-08FJX90-120.0	110	615455	1	06C1T-08FJX-08FJX-185.0
52	614549	06C1T-06FJX-06FJX-140.0	111	615454	1	06C1T-08FJX-08FJX90-147.0
53	615568	RH Hydraulic Tube Assembly	112	610051	2	Barnes Agitator Motor
54	615569	LH Hydraulic Tube Assembly	113	611127	2	1 1/16 MOR x 1 1/16 MJIC Connector
55	614425	08C1T-08FJX-08FJX-132.0	114	505213	2	1 NPT to 3/4 NPT Reducer Bushing
56	615590	10RLB-08FJX-08FJX-66.0	115	504210	1	3/4 NPT to 1/2 NPT Reducer Bushing
57	615442	04C1T-06FJX-06FJX-55.0	116	618327	2	7/8 MOR x 3/4 MJIC Connector
			117	610305	1	3/4 NPT x 90° x 3/4 MJIC Elbow



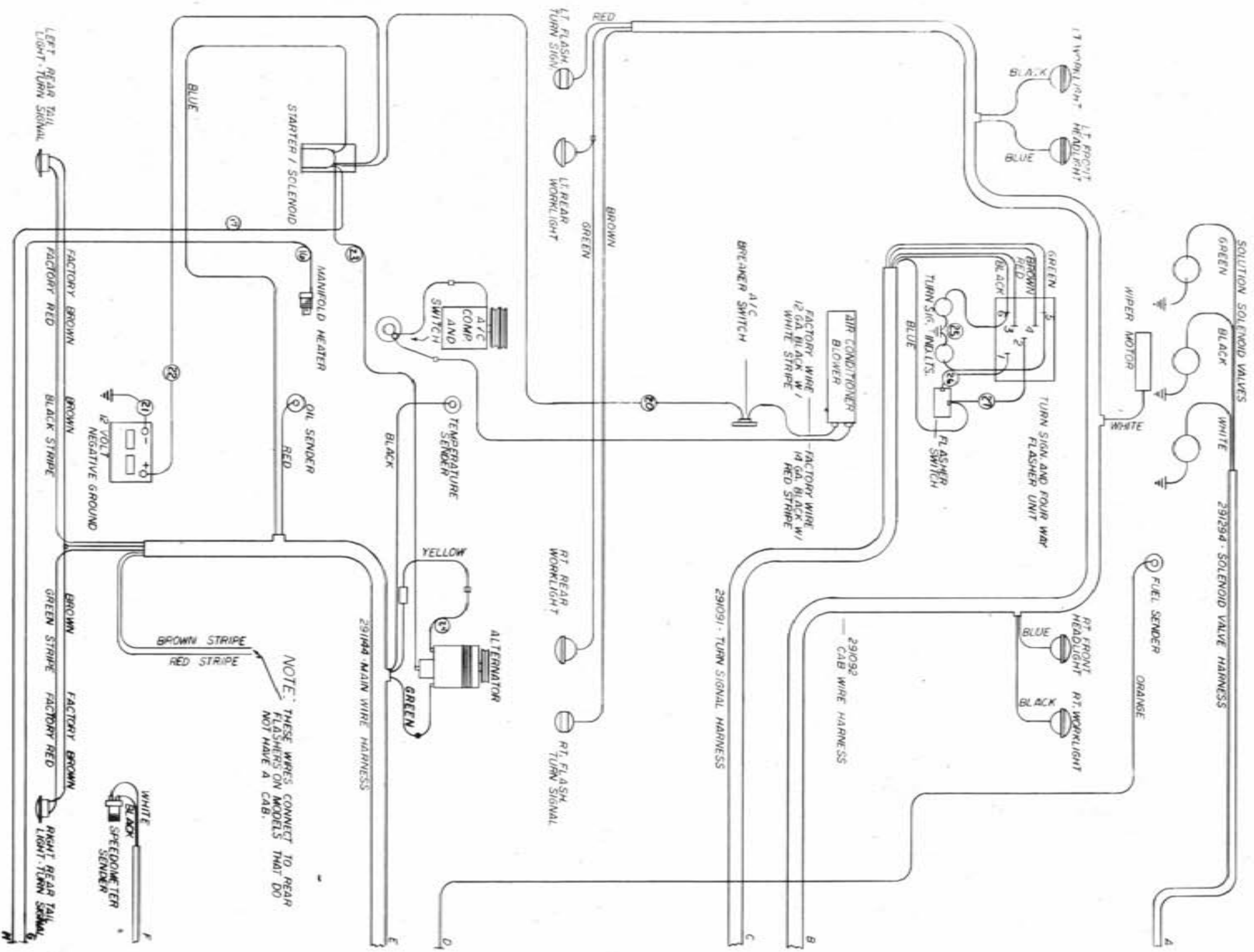
NOTE: THESE WIRES CONNECT TO REAR FLASHERS ON MODELS THAT DO NOT HAVE A CAB.

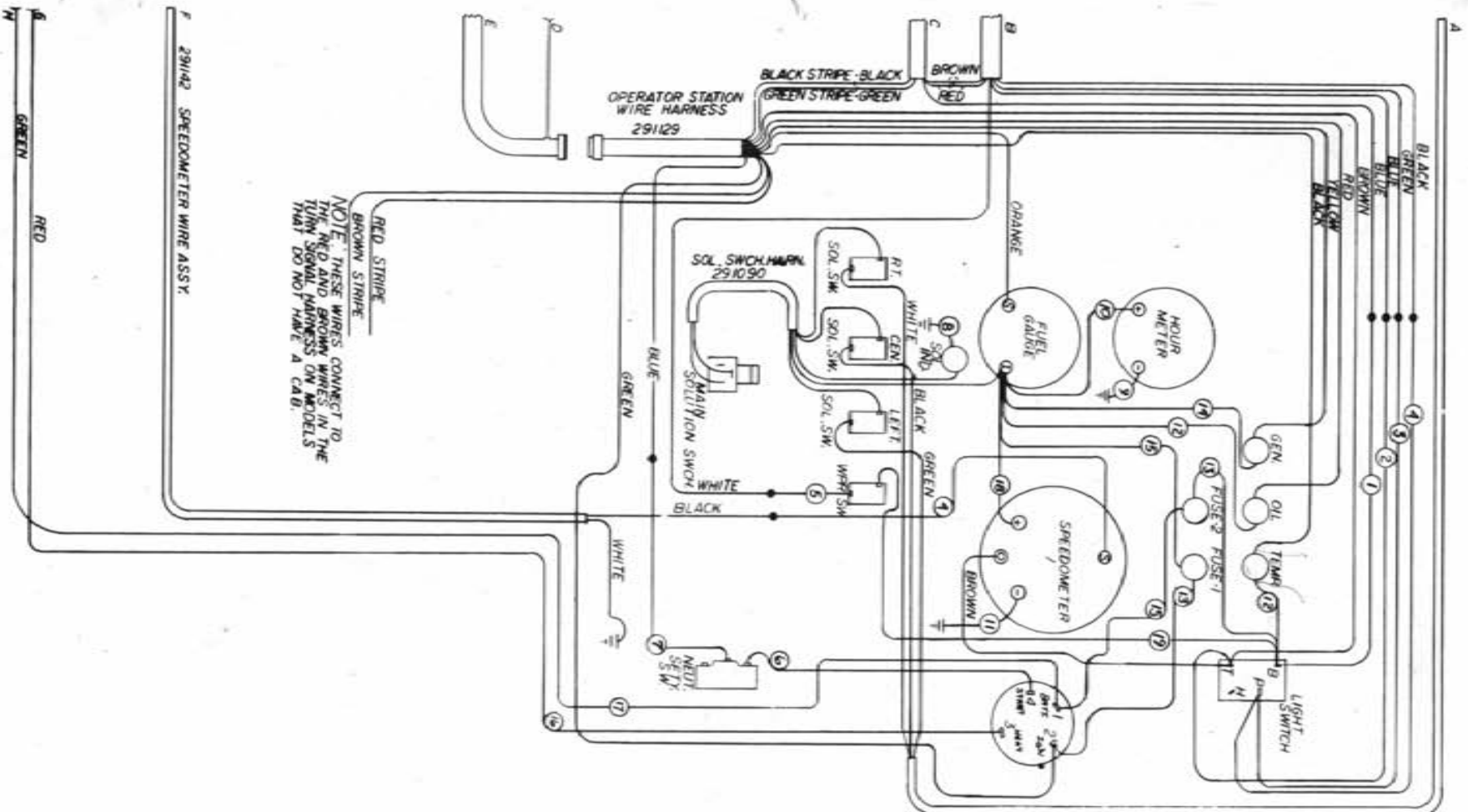


321/29147	14 GA. YELLOW X 6"
31/29109	14 GA. RED X 4"
30/29108	14 GA. BLUE X 4"
292/29107	14 GA. BLUE X 5"
281/291454	14 GA. X 17"
27/291278	10 GA. RED X 12"
26/291276	10 GA. BLUE X 14"
25/291441	14 GA. RED X 18"
24/291453	10 GA. BLUE X 5.3"
23/291277	16 GA. BLUE X 14"
22/29128	14 GA. BLUE X 14"
21/290111	6 GA. 5 PEARL
20/291441	10 GA. WHITE X 12.5"
19/291422	14 GA. RED X 12"
18/291484	14 GA. RED X 2.5"
17/291476	16 GA. RED X 14"
16/291460	16 GA. BLUE X 15.9"
15/291448	14 GA. RED X 10"
14/291442	16 GA. RED X 9"
13/291441	14 GA. GREEN X 9"
12/291440	16 GA. RED X 6"
11/291421	16 GA. GREEN X 6"
10/291420	16 GA. WHITE X 6"
9/291439	16 GA. WHITE X 16"
8/291138	16 GA. WHITE X 10"
7/291137	14 GA. BLUE X 6"
6/291136	14 GA. BLUE X 12"
5/291135	14 GA. WHITE X 5"
4/291134	14 GA. BLACK X 5"
3/291133	14 GA. GREEN X 5"
2/291132	14 GA. BLUE X 5"
1/291131	14 GA. BLUE X 10"

WIRING DIAGRAM - 8240 - GAS

498132





NOTE: THESE WIRES CONNECT TO THE RED AND BROWN WIRES IN THE TURN SIGNAL HARNESS ON MODELS THAT DO NOT HAVE A CAB.

271	291109	14 GA. RED X 4"
281	291108	14 GA. BLUE X 4"
29	291107	14 GA. BLUE X 3"
21	291147	14 GA. YELLOW X 8"
23	290051	12" SOLID CABLE
20	290052	56" BATTERY CABLE
211	290111	GROUND STRAP
201	291141	10 GA. WHITE X 1.5"
19	291422	14 GA. RED X 12"
181	291424	14 GA. RED X 2.5"
171	291426	10 GA. GREEN X 10"
161	291425	12 GA. RED X 1.5"
152	291443	14 GA. RED X 10"
141	291442	14 GA. RED X 9"
132	291441	14 GA. GREEN X 9"
122	291440	14 GA. RED X 6"
111	291421	14 GA. GREEN X 6"
101	291420	14 GA. WHITE X 4"
91	291139	14 GA. WHITE X 16"
81	291138	14 GA. WHITE X 10"
71	291137	14 GA. BLUE X 6"
61	291136	14 GA. BLUE X 12"
51	291135	14 GA. WHITE X 5"
42	291134	14 GA. BLACK X 5"
31	291133	14 GA. GREEN X 5"
21	291132	14 GA. BLUE X 5"
11	291131	14 GA. BLUE X 10"

WIRING DIAGRAM - 8240 - DIESEL

498133

ABBREVIATIONS

A/C - Air Conditioner	MT - Mount
ADPTR - Adapter	MTR - Motor
AGI - Agitator	P/N - Part Number
ALT - Alternator	PLT - Plate
ASSY - Assembly	QTY - Quantity
BRKT - Bracket	RED - Reducer
DET - Detail	REF - Reference
DISPL - Displacement	REST - Restrictor
EL - Elbow	REQ - Required
EXT - Extension	SHFT - Shaft
FLO - Flow	SOL - Solution
FNPT - Female National Pipe Thread	STRG - Steering
FOR - Female O-ring	ST - Street
FRT - Front	SWIV - Swivel
HYD - Hydraulic	UNC - Unified National Course (Thread)
HYDR0 - Hydrostatic	UNF - Unified National Fine (Thread)
LG - Long	V - Volt
LMR - Lower	W/ - With
MJIC - Male J. I. C.	WHL - Wheel
MOR - Male O-ring	WLD - Weldment

INDEX

A

Air Cleaner.....15
 Filter.....15
 Cap.....15
 Air Conditioner
 Adjustment Tab.....9
 Blower.....26
 Condensor.....9
 Compressor.....9
 Drive Shaft.....9
 Dryer.....9
 Housing Mount.....26
 Air Intake.....13
 Plate.....13
 Tube.....6,7
 Air Slide.....26
 Agitator
 Flow Control.....33
 Impeller.....36
 Shaft.....36
 Alternator.....4,6
 Adjustment Arm.....6
 Mount.....6
 Sheave.....6
 Spacer.....6
 Angle, Tank Mount.....37,40
 Arm,
 Steering.....16,17
 Wiper.....24

B

Battery.....8
 Box.....8
 Cable.....8
 Hold Down.....8
 Bearing.....36
 Cone.....16
 Liner.....16,17
 Belt.....4,6,9
 Boom.....43
 Break Away.....43
 Brace,
 Catwalk.....40
 Step.....25
 Bracket,
 A/C Dryer.....9
 Exhaust Pipe.....14
 Mirror.....28
 Throttle Cable.....7

Brake,
 Cable.....25
 Caliper.....18
 Disc.....18
 Lever.....25
 Pad.....18
 Retainer Clip.....18
 Breather.....23

C

Cab.....24
 Door.....27
 Roof.....26,28
 Cable,
 Battery.....8
 Brake.....25
 Throttle.....25
 Canopy.....28
 Deflector.....25
 Cap,
 Gas.....22
 Steering Wheel.....34
 Radiator.....12
 Catwalk.....40
 Mounting Tab.....40
 Choke Control.....29
 Console.....29
 Control Lever,
 Hydrostatic.....25
 Throttle.....25
 Coupler.....36
 Cover,
 Steering Column.....34
 Worklight.....24,28
 Cradle, Poly Tank.....40
 Crop,
 Guide.....47
 Shield.....47
 Cylinder,
 Fold.....42,45
 Level.....42,45
 Lift.....42,44
 Steering.....34

D

Diffuser.....23
 Deflector, Canopy.....25
 Dimmer Switch.....25
 Dipstick.....23

Disc,	18
Break.....	18
Friction.....	25
Speedometer Sensor.....	18
Drain Cock.....	12
Drive Unit.....	5
Door.....	27
Catch Slide.....	27
Latch.....	27

E

Engine.....	4,5,6,7
Hood.....	41
Hood Prop.....	41
Isolator.....	4
Mount.....	4,6
Pad.....	25
Exhaust Pipe.....	14
Flange.....	14
Bracket.....	14
Extension Arm.....	7

F

Fan	
Adapter.....	6
Spacer.....	6
Filler Ring.....	7
Filter.....	5,15,20,23
Flasher Light.....	24,28
Flow Control.....	10
Flow Divider.....	32
Foam.....	27,28,35
Keeper Angle.....	24
Fold Cylinder.....	42,45
Friction Disc.....	25
Front Leg.....	16,17
Fuel,	
Gauge.....	29
Sender.....	22
Shut Off Connect.....	5
Shut Off Pivot.....	5
Tank.....	22
Fuse.....	29
Holder.....	29

G

Gas Cap.....	22
Gasket,	
Hydraulic Tank.....	23
Tank Lid.....	37
Gauge.....	29,38
Glass.....	24,27
Governor.....	7
Control Rod.....	7

Ground Strap.....	7,8,25
Gusset, Roof.....	26

H

Hand Rail,	
Engine Hood.....	41
Ladder.....	46
Heat Shield.....	6,14
Hold Down, Battery.....	8
Hood, Engine.....	41
Hook, Rubber.....	41
Hour Meter.....	29
Hub.....	16
Brake.....	18
Cap.....	16
Hydraulic,	
Motor.....	17,18,34,36
Oil Tank.....	23
Hydrostatic,	
Manifold.....	10
Manifold Mount.....	10
Pump.....	11
Relief Valve.....	10
Hydrostatic Control,	
Head.....	25
Mount.....	7,15,25

I

Ignition Switch.....	29
Impeller, Agitator.....	36
Indicator Light.....	29,34
Sun Shield.....	29
Isolator, Engine.....	4

K

Keeper,	
A/C Condensor.....	9
Angle, Foam.....	24
Nozzle Tube.....	42
Plate.....	16,17,18
Knob.....	25,26,27,30,33

L

Ladder.....	46
Hand Rail.....	46
Leg,	
Front.....	16,17
Rear.....	18
Level Cylinder.....	42,45
Pivot.....	42
Pivot Mount.....	42
Lever,	
Brake.....	25

Lever, Throttle.....25
 Liftarm.....42
 Mount.....42
 Lift Cylinder.....42,44
 Light.....24,28
 Switch.....29
 Line Strainer.....38

M

Manifold, Hydraulic.....10
 Meter, Hour.....29
 Micro Switch.....25
 Mirror.....24,28
 Motor,
 Hydraulic.....17,18,36
 Steering.....34
 Wheel.....17,18
 Wiper.....24
 Mount,
 Air Cleaner.....15
 A/C Compressor.....9
 A/C Condensor.....9
 Alternator.....4
 Brake.....18
 Bumper, Boom.....43
 Engine.....4,6
 Flow Control.....33
 Governor.....7
 Hydrostatic Cable.....7
 Hydrostatic Control.....25
 Hydrostatic Manifold.....10
 Level Cylinder Pivot.....42
 Liftarm.....42
 Nozzle Tube.....42
 Oil Cooler.....12
 Seat.....25
 Sensor.....7,18
 Sight Gauge.....46
 Solution Solenoid.....38
 Starter Solenoid.....7
 Throttle Cable.....25
 Valve.....30
 Water Trap.....4
 Mounting,
 Socket.....41
 Tab, Catwalk.....40
 Muffler.....14
 Mullion.....14
 N
 Nozzle Mount Tube.....42

O

Oil Cooler.....5,12
 Mount.....12
 Oil Tank.....23
 Operator Station.....25
 Brace.....25
 Step.....25
 Output Shaft.....7

P

Pad, Engine.....25
 Panel, Station.....25
 Pivot Pin.....37,40
 Plate,
 Air Intake.....13
 Tow Bar.....48
 Motor Mount.....36
 Pulley.....6
 Pump,
 Hydraulic.....11
 Solution.....39

R

Radiator.....12
 Cap.....12
 Shroud.....12
 Rain Cap.....14
 Rear Leg.....18
 Receiver Plate.....23
 Retainer Clip, Brake.....18
 Rim, Wheel.....19
 Rubber,
 Bumper.....43
 Hook.....13,41

S

Seat.....25
 Mount.....25
 Selector Valve.....31
 Handle.....31
 Sender, Fuel.....22
 Sensor,
 Disc.....18
 Oil.....5
 Speedometer.....7,18
 Temperature.....6,15
 Sheave.....6,7,9
 Sheet Metal.....41
 Shield,
 Hose.....41
 Tank.....37,40

Shield,	
Wheel Motor.....	18
Shroud, Radiator.....	12
Siderail Channel.....	34,40
Siderail Tube.....	37,40
Sight Gauge Hose.....	46
Signal Switch.....	34
Slow Moving Vehicle Sign.....	41
Socket Mounting	41
Solenoid Valve.....	38,40
Solution,	
Flow Control	33
Pump.....	39
Tank.....	37,40
Valve.....	39
Spacer.....	6,26,34
Speedometer.....	29
Spring.....	5,25,43
Stalk Guide.....	47
Station, Panel.....	25
Steering,	
Arm.....	16,17
Column.....	34
Cover.....	34
Cylinder.....	20
Motor.....	34
Wheel.....	34
Step.....	25
Strainer, Line.....	38
Strap,	
Ground.....	25
Oil Tank.....	23
Switch.....	25
Dimmer.....	25
Micro.....	25

T

Tail Light.....	41
Tank,	
Cradle.....	40
Fuel.....	22
Hydraulic Oil.....	23
Lid.....	37
Lid Latch.....	37
Mounting Angle.....	37,40
Mounting Plate.....	37,40
Shield.....	37,40
Solution.....	37,40
Throttle,	
Cable.....	25
Cable Mount.....	10,25
Lever.....	25
Tie Angle.....	14
Tie Plate.....	14

Tie Rod Assembly.....	21
Tire.....	19
Toggle Switch.....	29,34
Tow Bar.....	48
Transom.....	42
Break Away.....	42
Tread Adjustment.....	37
Turn Signal Switch.....	34

V

Valve,	
Handle.....	30
Hydraulic Relief.....	10
Selector.....	31
Solution.....	39,40
3-Spool.....	30

W

Water Trap Mount.....	4
Wheel Motor.....	17,18
Wheel, Steering.....	34
Wheel, Rim.....	19
Wiper,	
Arm.....	24
Blade.....	24
Motor.....	24

Memoranda

Memoranda
