

PARTS MANUAL
FOR
HAGIE MODEL 8250 HI-TRACTOR

HAGIE MANUFACTURING COMPANY
BOX 273 CLARION, IOWA 50525 **(515) 532-2861**

COVERS MACHINE SERIAL NUMBERS:


060368001 thru 060368050

5-86 493105

SPRAYER IDENTIFICATION

Each Hagie sprayer is identified by means of a frame serial number. This serial number denotes the model, year in which it was built, and the number of the sprayer. As for further identification, the engine has a serial number and the planetary hubs have identification plates that describe the type of mount and gear ratio. To insure prompt, efficient service when ordering parts or requesting service repairs from Hagie Manufacturing Company, record the serial and identification numbers in the space provided below.

Note: Reference to left hand and right hand used throughout this manual refers to the position when seated in the operator's seat facing forward.



SPRAYER SERIAL NUMBER



ENGINE SERIAL NUMBER



ENGINE SERIAL NUMBER



PLANETARY HUB IDENTIFICATION NUMBERS

TABLE OF CONTENTS

Abbreviations.....4

Engine Assemblies.....5-17

Leg Assemblies.....17-20

Tire Assembly.....21

Steering Cylinder.....22

Tie Rod Assembly.....23

Fuel And Oil Tanks.....24-25

Operator Station.....26-30

Console Assembly.....31-34

Flow Divider And Selector Valve.....35-37

Steering Wheel Assembly.....38

Operator Station Foam.....39

Solution System.....40-45

Sheet Metal.....46

Transom, Boom, And Lift Components.....47-50

Ladder And Accessories.....51-53

Solution Hosing Diagram.....54

Wheel Drive Assembly.....55-57

Decals.....58-61

Hydraulic Schematic.....62-73

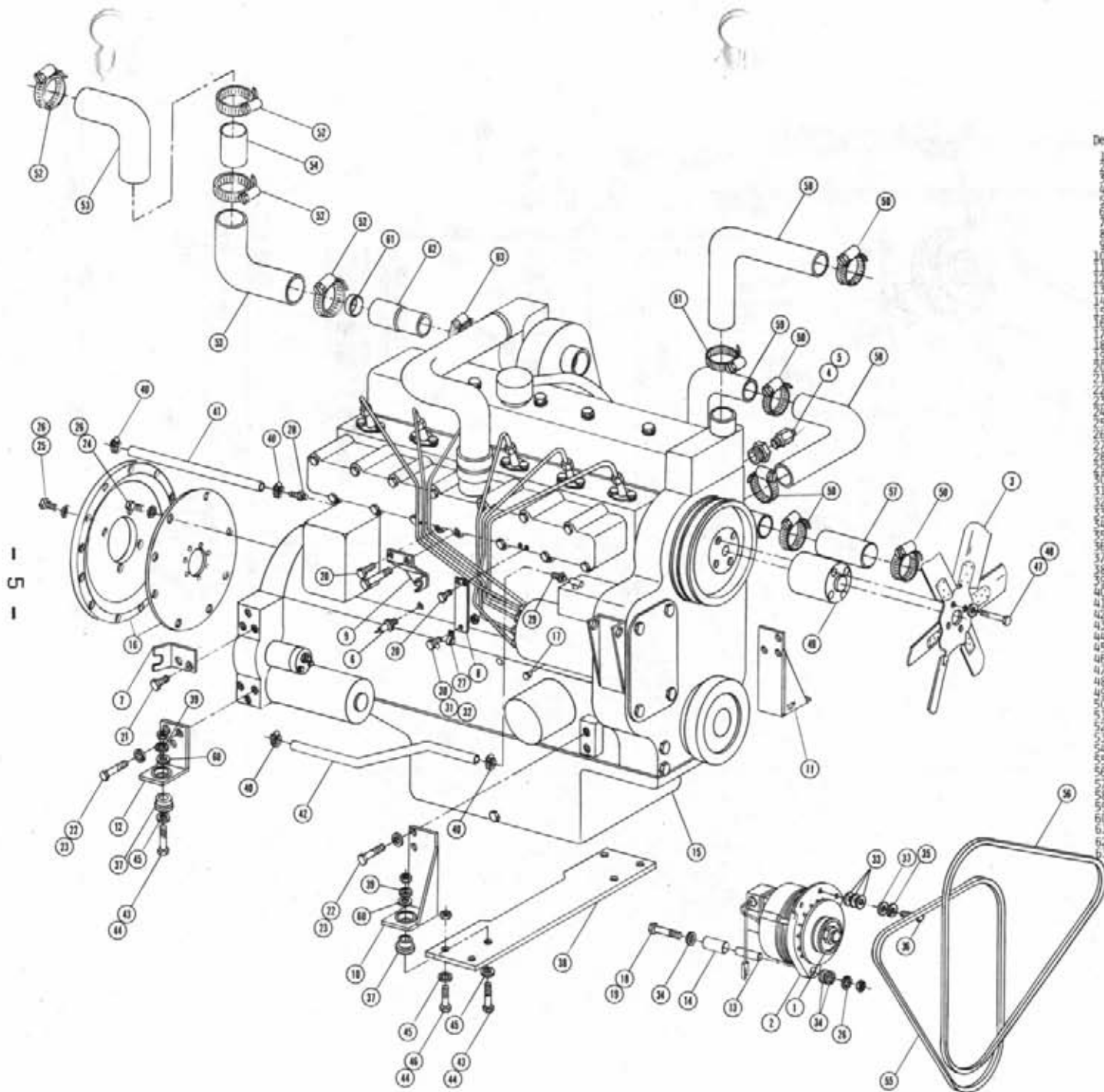
Electrical Schematic.....74-79

Index.....80

ABBREVIATIONS

| | |
|------------------------------------|--|
| A/C - Air Conditioner | MT - Mount |
| ADPTR - Adapter | MTR - Motor |
| AGI - Agitator | P/N - Part Number |
| ALT - Alternator | PLT - Plate |
| ASSY - Assembly | QTY - Quantity |
| BRKT - Bracket | RED - Reducer |
| DET - Detail | REF - Reference |
| DISPL - Displacement | REST - Restrictor |
| EL - Elbow | REQ - Required |
| EXT - Extension | SHFT - Shaft |
| FLO - Flow | SOL - Solution |
| FNPT - Female National Pipe Thread | STRG - Steering |
| FOR - Female O-ring | ST - Street |
| FRT - Front | SWIV - Swivel |
| HYD - Hydraulic | UNC - Unified National Course (Thread) |
| HYDRO - Hydrostatic | UNF - Unified National Fine (Thread) |
| LG - Long | V - Volt |
| LWR - Lower | W/ - With |
| MJIC - Male J. I. C. | WHL - Wheel |
| MOR - Male O-ring | WLD - Weldment |

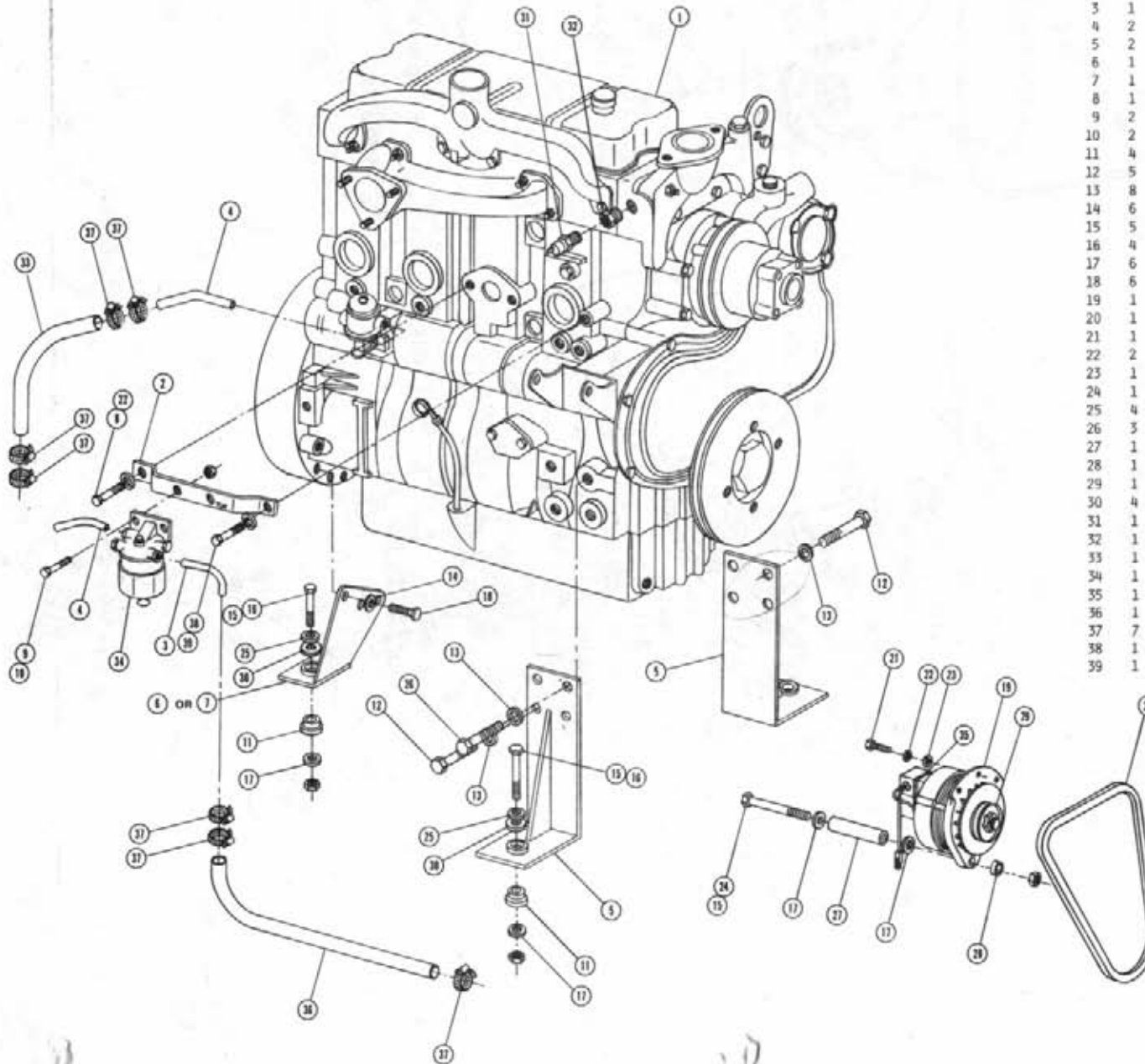
ONAN ENGINE ASSEMBLY



| Det. | Qty. | P/N | Description |
|------|------|--------|-----------------------------------|
| 1 | 1 | 141022 | Sheave |
| 2 | 1 | 510093 | 55 Amp Alternator |
| 3 | 1 | 314435 | 19" P1r Fan W/2.25 Pitch |
| 4 | 1 | 314437 | Temperature Sender |
| 5 | 1 | 503012 | 1/2 NPT x 1/8 NPT Reducer Bushing |
| 6 | 1 | 514788 | Oil Sender |
| 7 | 1 | 316123 | Hydrostatic Cable Mount |
| 8 | 1 | 316123 | Fuel Shut Off Cable Mount |
| 9 | 1 | 316124 | Throttle Cable Mount Weldment |
| 10 | 1 | 516127 | Right Front Motor Mount Weldment |
| 11 | 1 | 516128 | Left Front Motor Mount Weldment |
| 12 | 1 | 516133 | Rear Motor Mount Weldment |
| 13 | 1 | 316137 | 1/2 O.D. x .035 Wa. x 2.50 |
| 14 | 1 | 316138 | 7/8 O.D. x .156 x 1.25 |
| 15 | 1 | 516139 | Onan Engine |
| 16 | 1 | 516140 | Onan To Sundstrand Drive Assembly |
| 17 | 1 | 390486 | Throttle Cable Holder |
| 18 | 1 | 473779 | 10 MM Hex Nut |
| 19 | 1 | 473780 | 10 MM-1.50 x 90 MM Hex Bolt |
| 20 | 1 | 473781 | 6 MM-1.00 x 12 MM Hex Bolt |
| 21 | 2 | 473782 | 12 MM-1.75 x 18 MM Hex Bolt |
| 22 | 2 | 473783 | 12 MM-1.75 x 25 MM Hex Bolt |
| 23 | 2 | 473784 | 12 MM Lock Washer |
| 24 | 1 | 473793 | 10 MM-1.50 x 20 MM Hex Bolt |
| 25 | 1 | 473792 | 10 MM-1.50 x 30 MM Hex Bolt |
| 26 | 1 | 473798 | 10 MM Lock Washer |
| 27 | 1 | 520119 | 3/16 Cushion Hose Clamp |
| 28 | 1 | 783305 | 1/4 NPT x 5/16 Hose Barb |
| 29 | 1 | 711001 | 1/8 NPT x 5/16 Hose Barb |
| 30 | 1 | 914000 | 1/4 UNC Stover Nut |
| 31 | 1 | 900002 | 1/4 UNC x 3/4 Hex Bolt |
| 32 | 1 | 920000 | 1/4 SAE Flat Washer |
| 33 | 1 | 920001 | 5/16 SAE Flat Washer |
| 34 | 1 | 920004 | 1/2 SAE Flat Washer |
| 35 | 1 | 920501 | 5/16 Lock Washer |
| 36 | 1 | 900065 | 5/16 UNC x 1 Hex Bolt |
| 37 | 1 | 311032 | Engine Isolator |
| 38 | 1 | 341562 | Mainframe Tie Plate |
| 39 | 1 | 483041 | 1/2 Regular Flat Washer |
| 40 | 1 | 520120 | No. 4 Hose Clamp |
| 41 | 1 | 601257 | 5/16 I.D. x 120" Fuel Line Hose |
| 42 | 1 | 601263 | 5/16 I.D. x 194" Fuel Line Hose |
| 43 | 1 | 900269 | 1/2 UNC x 2 3/4 Hex Bolt |
| 44 | 1 | 914008 | 1/2 UNC Stover Nut |
| 45 | 1 | 920004 | 1/2 SAE Flat Washer |
| 46 | 1 | 900264 | 1/2 UNC x 1 1/4 Hex Bolt |
| 47 | 1 | 473804 | 8 MM Lock Washer |
| 48 | 1 | 473774 | 8 MM-1.25 x 100 MM Hex Bolt |
| 49 | 1 | 316142 | Onan Fan Spacer |
| 50 | 1 | 520067 | No. 6 Hose Clamp |
| 51 | 1 | 520068 | No. 32 Hose Clamp |
| 52 | 1 | 520052 | No. 52 Hose Clamp |
| 53 | 1 | 314731 | Air Cleaner Hose |
| 54 | 1 | 314628 | Air Cleaner Tube |
| 55 | 1 | 147010 | 4L520 Belt |
| 56 | 1 | 147012 | 4L580 Belt |
| 57 | 1 | 601251 | 1 3/4 I.D. x 6 Hose |
| 58 | 1 | 314801 | Radiator Hose |
| 59 | 1 | 316144 | Lower Radiator Tube |
| 60 | 1 | 483032 | 5/8 Regular Flat Washer |
| 61 | 1 | 316146 | Hose Insert |
| 62 | 1 | 319295 | 2 1/4 I.D. x 2 1/2 Rubber Adaptor |
| 63 | 1 | 520099 | No. 40 Hose Clamp |

PERKINS DIESEL ENGINE ASSEMBLY

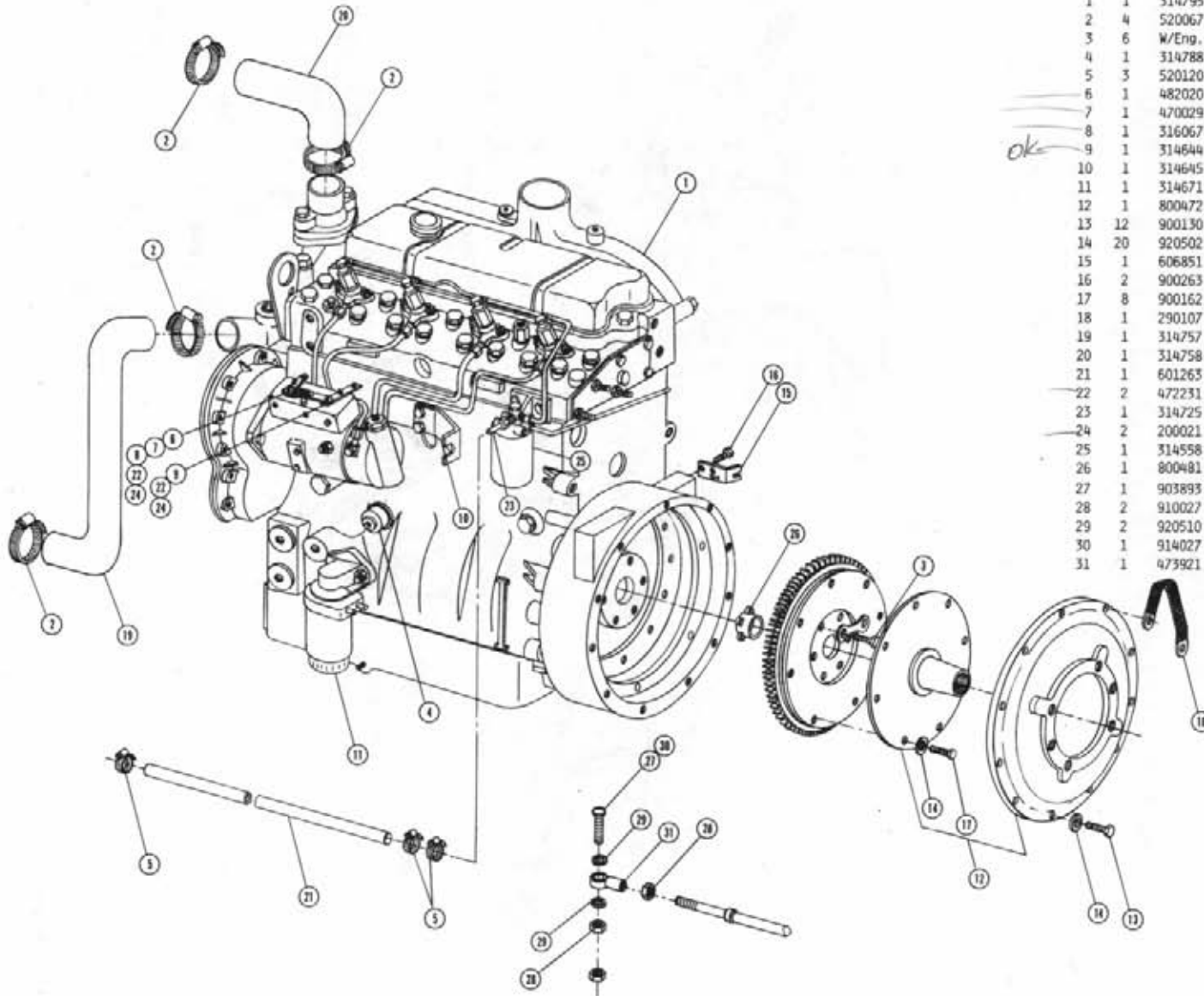
| Det. | Qty. | P/N | Description |
|------|------|--------|-----------------------------------|
| 1 | 1 | 314795 | Perkins Engine |
| 2 | 1 | 314617 | Water Trap Mount |
| 3 | 1 | 314619 | Water Trap Inlet Tube |
| 4 | 2 | 314620 | Water Trap Outlet Tube |
| 5 | 2 | 314745 | Front Motor Mount Weldment |
| 6 | 1 | 314748 | Right Rear Motor Mount Weldment |
| 7 | 1 | 314749 | Left Rear Motor Mount Weldment |
| 8 | 1 | 900098 | 5/16 UNF x 3/4 Hex Bolt |
| 9 | 2 | 914004 | 3/8 UNC Stover Nut |
| 10 | 2 | 900130 | 3/8 UNC x 1 1/4 Hex Bolt |
| 11 | 4 | 311032 | Engine Isolator |
| 12 | 5 | 900231 | 7/16 UNF x 1 Hex Bolt |
| 13 | 8 | 920503 | 7/16 Lock Washer |
| 14 | 6 | 920504 | 1/2 Lock Washer |
| 15 | 5 | 914008 | 1/2 UNC Stover Nut |
| 16 | 4 | 900269 | 1/2 UNC x 2 3/4 Hex Bolt |
| 17 | 6 | 920004 | 1/2 SAE Flat Washer |
| 18 | 6 | 900265 | 1/2 UNC x 1 1/2 Hex Bolt |
| 19 | 1 | 310093 | 55 AMP Alternator |
| 20 | 1 | 140056 | 9510 Belt |
| 21 | 1 | 900065 | 5/16 UNC x 1 Hex Bolt |
| 22 | 2 | 920501 | 5/16 Lock Washer |
| 23 | 1 | 920001 | 5/16 SAE Flat Washer |
| 24 | 1 | 900275 | 1/2 UNC x 4 1/2 Hex Bolt |
| 25 | 4 | 483041 | 1/2 Regular Flat Washer |
| 26 | 3 | 900232 | 7/16 UNF x 1 1/4 Hex Bolt |
| 27 | 1 | 314612 | Alternator Bushing Long |
| 28 | 1 | 314613 | Alternator Bushing Short |
| 29 | 1 | 141022 | Sheave |
| 30 | 4 | 483057 | 5/8 Regular Flat Washer |
| 31 | 1 | 314437 | Temperature Sender |
| 32 | 1 | 503012 | 1/2 NPT x 1/8 NPT Reducer Bushing |
| 33 | 1 | 601290 | 5/16 x 10 Fuel Line Hose |
| 34 | 1 | 314657 | Water Trap |
| 35 | 1 | 310102 | Voltage Regulator |
| 36 | 1 | 601257 | 5/16 I.D. x 120 Fuel Line Hose |
| 37 | 7 | 520120 | No. 4 Hose Clamp |
| 38 | 1 | 900162 | 3/8 UNF x 3/4 Hex Bolt |
| 39 | 1 | 920502 | 3/8 Lock Washer |



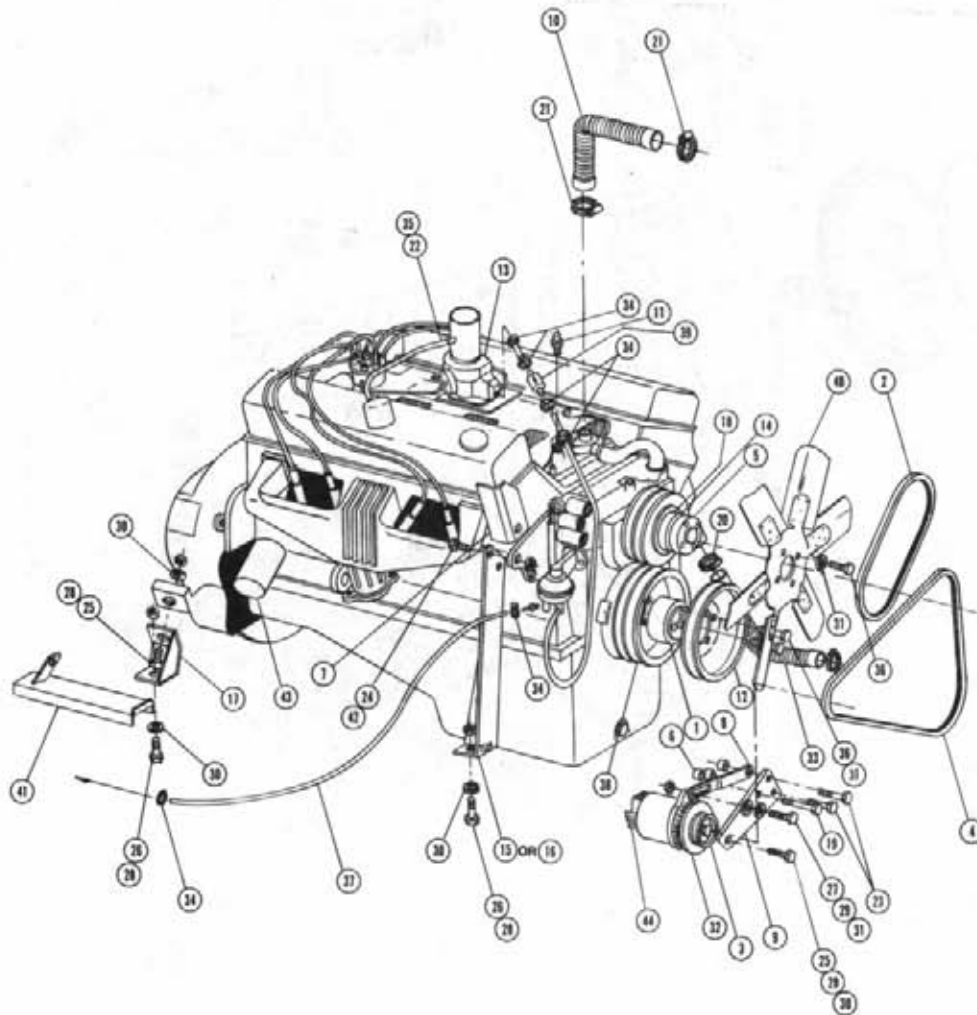
PERKINS DIESEL ENGINE ASSEMBLY

| Det. Qty. | P/N | Description |
|-----------|--------|--------------------------------------|
| 1 | 314795 | Perkins Engine |
| 2 | 520067 | No. 28 Hose Clamp |
| 3 | W/Eng. | 1/2 UNF x 1 Hex Bolt |
| 4 | 314788 | Oil Pressure Sender |
| 5 | 520120 | No. 4 Hose Clamp |
| 6 | 482020 | Spring |
| 7 | 470029 | 1/16 x 1/2 Cotter Pin |
| 8 | 316067 | Fuel Shut Off Connect |
| 9 | 314644 | Fuel Shut Off Pivot |
| 10 | 314645 | Throttle Cable Mount |
| 11 | 314671 | Filter |
| 12 | 800472 | Perkins To Sundstrand Drive Assembly |
| 13 | 900130 | 3/8 UNC x 1 1/4 Hex Bolt |
| 14 | 920502 | 3/8 Lock Washer |
| 15 | 606851 | Hydrostatic Control Cable Mount |
| 16 | 900263 | 1/2 UNC x 1 Hex Bolt |
| 17 | 900162 | 3/8 UNF x 3/4 Hex Bolt |
| 18 | 290107 | Ground Strap |
| 19 | 314757 | Long Radiator Hose |
| 20 | 314758 | Short Radiator Hose |
| 21 | 601265 | 5/16 x 144 Fuel Line Hose |
| 22 | 472231 | No. 10 x 3/4 Pan Head Machine Screw |
| 23 | 314725 | Fuel Return Tube |
| 24 | 200021 | 1/4 O.D. x 3/16 Bushing |
| 25 | 314558 | Fuel Filter Element |
| 26 | 800481 | Drive Disk Adaptor Housing |
| 27 | 903893 | No. 10-32 x 1 Slotted Machine Screw |
| 28 | 910027 | No. 10 UNF Hex Nut |
| 29 | 920510 | No. 10 Lock Washer |
| 30 | 914027 | No. 10-32 Stover Nut |
| 31 | 473921 | No. 10-32 Ball Joint |

ok



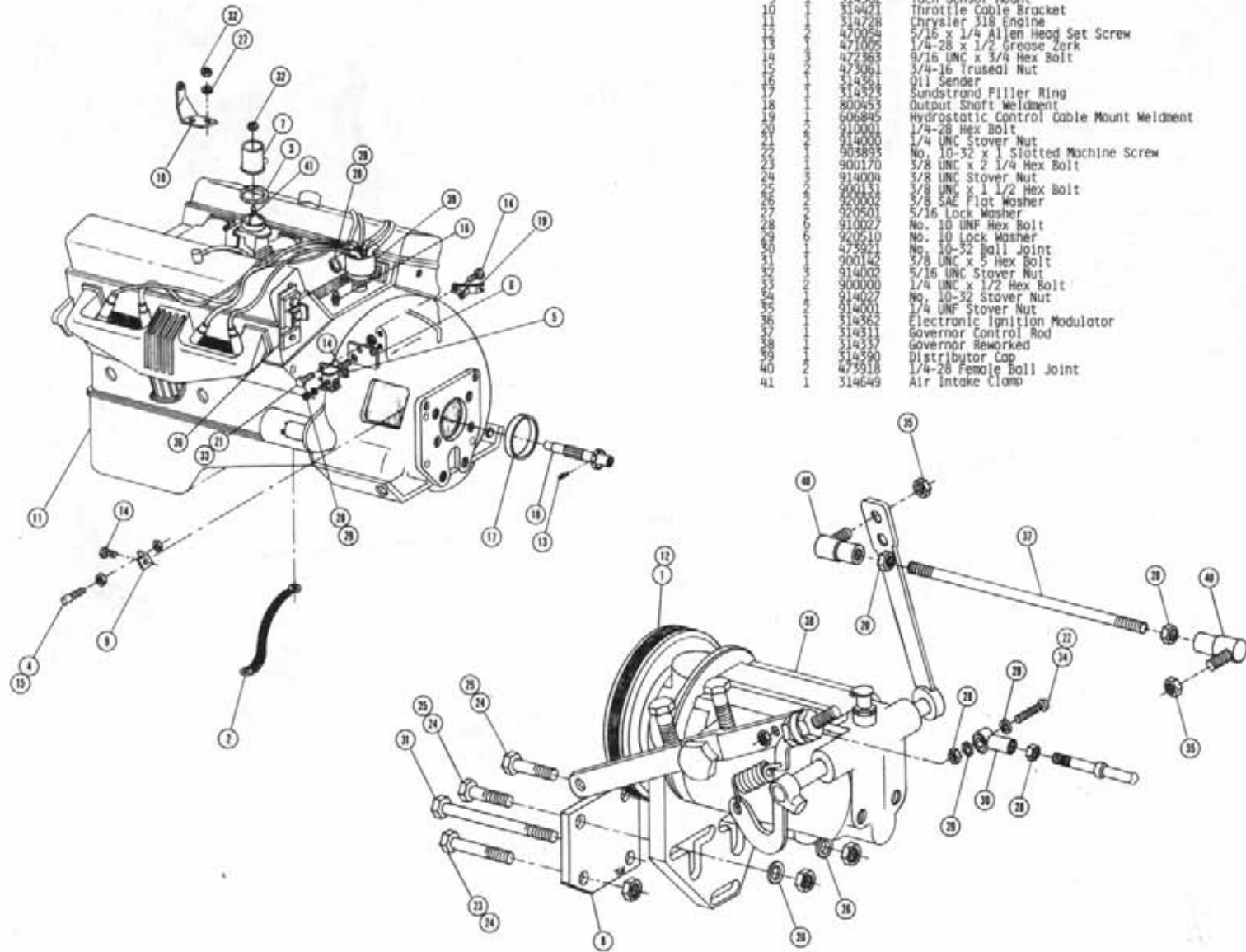
CHRYSLER ENGINE ASSEMBLY



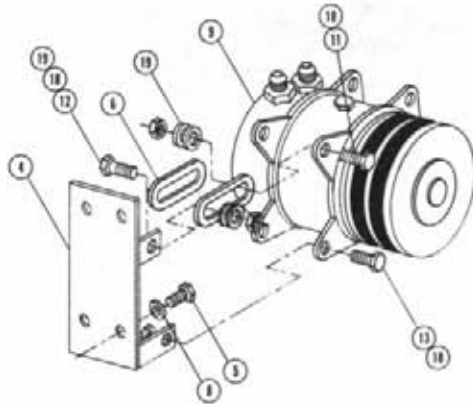
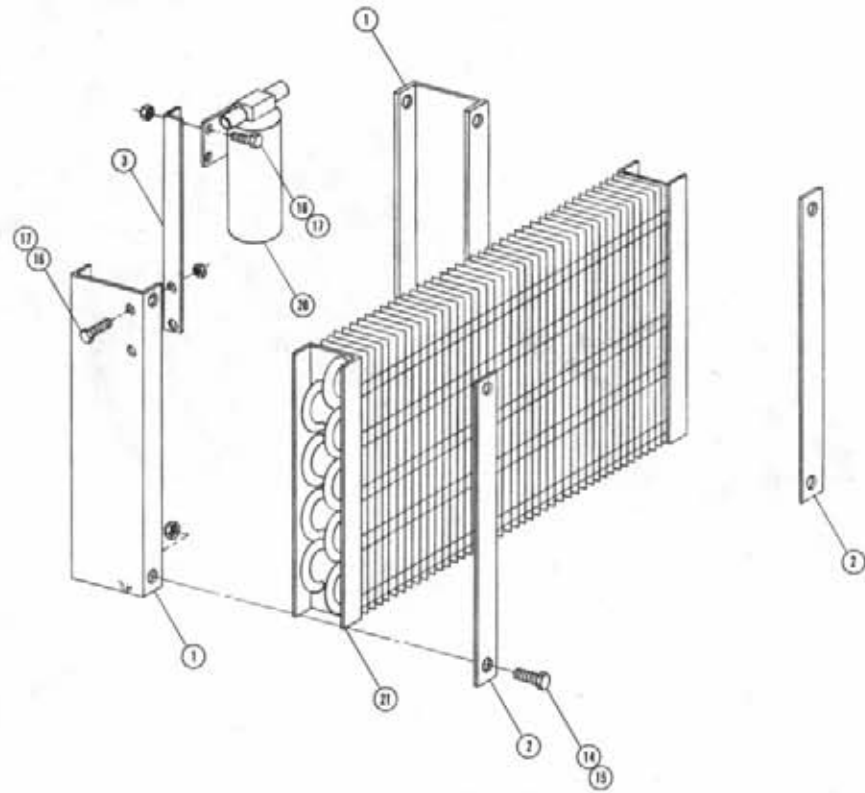
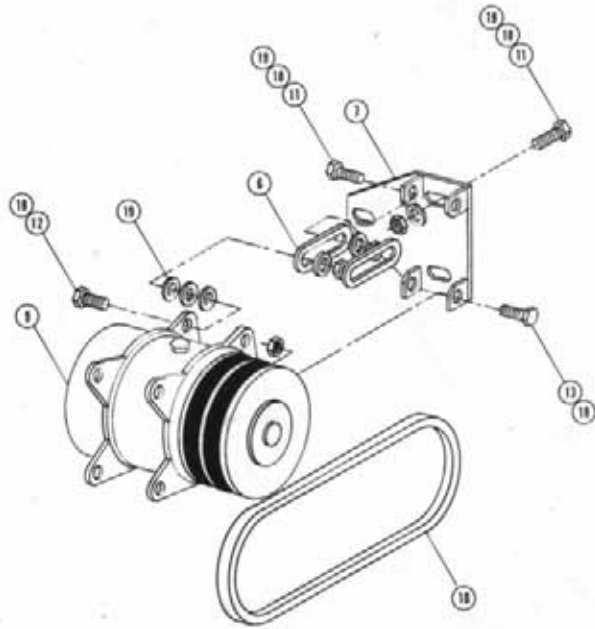
| Det. | Qty. | P/N | Description |
|------|------|--------|----------------------------------|
| 1 | 1 | 090357 | Spacer |
| 2 | 1 | 147000 | Gates 2490 Belt |
| 3 | 1 | 141022 | Alternator Sheave |
| 4 | 1 | 147001 | Gates 2520 Belt |
| 5 | 1 | 311039 | Fan Spacer |
| 6 | 3 | 200015 | Alternator Spacer |
| 7 | 1 | 314303 | Exhaust Manifold Heat Shield |
| 8 | 1 | 314309 | Alternator Adjustment Arm |
| 9 | 1 | 314310 | Alternator Mount |
| 10 | 1 | 314327 | Upper Radiator Hose |
| 11 | 1 | 314437 | Temperature Sender |
| 12 | 1 | 314419 | Crank Pulley |
| 13 | 1 | 314453 | Holley Carburetor |
| 14 | 1 | 319614 | Fan Adapter |
| 15 | 1 | 341348 | Left Front Motor Mount Weldment |
| 16 | 1 | 341351 | Right Front Motor Mount Weldment |
| 17 | 2 | 341353 | Rear Motor Mount Weldment |
| 18 | 1 | 311038 | Fan Spacer |
| 19 | 1 | 900132 | 3/8 UNC x 1 3/4 Hex Bolt |
| 20 | 2 | 520067 | No. 28 Hose Clamp |
| 21 | 2 | 520085 | No. 24 Hose Clamp |
| 22 | 1 | 601151 | 5/8 x 12 Heater Hose |
| 23 | 2 | 900142 | 3/8 UNC x 5 Hex Bolt |
| 24 | 4 | 900198 | 7/16 UNC x 1 3/4 Hex Bolt |
| 25 | 3 | 900283 | 1/2 UNC x 2 1/4 Hex Bolt |
| 26 | 4 | 900265 | 1/2 UNC x 1 1/2 Hex Bolt |
| 27 | 1 | 900064 | 5/16 UNC x 3/4 Hex Bolt |
| 28 | 7 | 914008 | 1/2 UNC Stover Nut |
| 29 | 1 | 920001 | 5/16 SAE Flat Washer |
| 30 | 7 | 920004 | 1/2 SAE Flat Washer |
| 31 | 11 | 920501 | 5/16 Lock Washer |
| 32 | 1 | 310093 | 55 AMP Alternator |
| 33 | 1 | 314417 | Lower Radiator Hose |
| 34 | 6 | 520120 | No. 4 Hose Clamp |
| 35 | 2 | 520070 | No. 8 Hose Clamp |
| 36 | 10 | 900086 | 5/16 UNC x 2 1/4 Hex Bolt |
| 37 | 1 | 601257 | 5/16 x 120" Hose |
| 38 | 1 | 090359 | Crankshaft Pulley |
| 39 | 1 | 314388 | Fuel Filter |
| 40 | 1 | 314435 | 19" Pjr Fan W/2.25 Pitch |
| 41 | 1 | 314428 | Cable Heat Shield Weldment |
| 42 | 4 | 914006 | 7/16 UNC Stover Nut |
| 43 | 1 | 319260 | Oil Filter |
| 44 | 1 | 310102 | Voltage Regulator |

CHRYSLER ENGINE ASSEMBLY

| Det. Qty. | P/N | Description |
|-----------|--------|--|
| 1 | 147030 | 6" O.D. Sheave |
| 1 | 290109 | 8" Ground Strap |
| 1 | 870334 | Gasket 2 5/8 x 3 O-Ring |
| 1 | 291206 | Speedometer Tach Sensor |
| 1 | 310491 | Starter Solenoid |
| 1 | 311041 | Starter Solenoid Mount |
| 1 | 314732 | Air Intake Tube Weldment |
| 1 | 311044 | Governor Mount Weldment |
| 1 | 314502 | Tach Sensor Mount |
| 10 | 314421 | Throttle Cable Bracket |
| 1 | 314728 | Chrysler 318 Engine |
| 13 | 470054 | 5/16 x 1/4 Allen Head Set Screw |
| 13 | 471005 | 1/4-28 x 1/2 Grease Zerk |
| 14 | 472363 | 9/16 UNC x 3/4 Hex Bolt |
| 16 | 473061 | 3/4-16 Truseal Nut |
| 17 | 314561 | Oil Sender |
| 17 | 314578 | Sundstrand Filler Ring |
| 18 | 800453 | Output Shaft Weldment |
| 19 | 606845 | Hydrostatic Control Cable Mount Weldment |
| 20 | 910001 | 1/4-28 Hex Bolt |
| 21 | 914000 | 1/4 UNC Stover Nut |
| 22 | 903898 | No. 10-32 x 1 Slotted Machine Screw |
| 23 | 900170 | 3/8 UNC x 2 1/4 Hex Bolt |
| 24 | 914004 | 3/8 UNC Stover Nut |
| 25 | 900131 | 3/8 UNC x 1 1/2 Hex Bolt |
| 26 | 920002 | 5/8 SAE Flat Washer |
| 27 | 920501 | 5/16 Lock Washer |
| 28 | 910027 | No. 10 UNF Hex Bolt |
| 29 | 920510 | No. 10 UNF Washer |
| 30 | 473921 | No. 10-32 Ball Joint |
| 31 | 900142 | 3/8 UNC x 5 Hex Bolt |
| 32 | 914002 | 5/16 UNC Stover Nut |
| 33 | 900000 | 1/4 UNC x 1/2 Hex Bolt |
| 34 | 914027 | No. 10-32 Stover Nut |
| 35 | 314001 | 1/4 UNF Stover Nut |
| 36 | 314362 | Electronic Ignition Modulator |
| 38 | 314311 | Governor Control Rod |
| 39 | 314337 | Governor Reworked |
| 39 | 314390 | Distributor Cap |
| 40 | 473918 | 1/4-28 Female Ball Joint |
| 41 | 314649 | Air Intake Clamp |



CHRYSLER AIR CONDITIONER COMPRESSOR ASSEMBLY



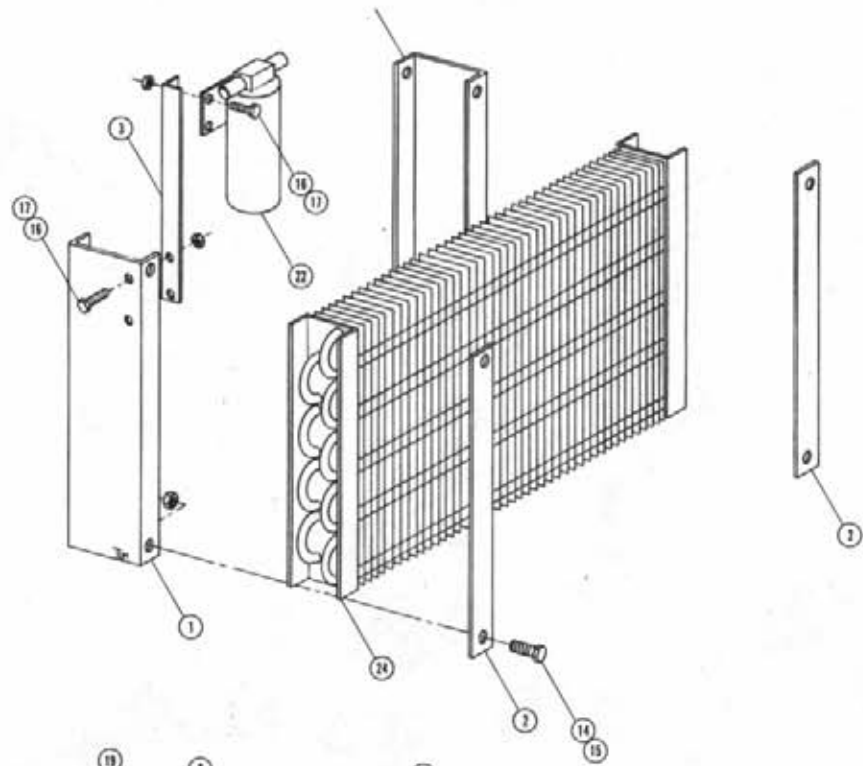
ONAN AIR CONDITIONER COMPRESSOR ASSEMBLY

AIR CONDITIONER COMPRESSOR PUMP ASSEMBLY

| Det. | Qty. | P/W | Description |
|------|------|--------|---|
| 1 | 2 | 314413 | Air Conditioner Condenser Mount |
| 2 | 2 | 314418 | Air Conditioner Condenser Keeper |
| 3 | 1 | 314420 | Air Conditioner Dryer Bracket |
| 4 | 1 | 657330 | Air Conditioner Compressor Mount Weldment |
| 5 | 4 | 473803 | 8 MM x 16 MM Hex Bolt |
| 6 | 2 | 657315 | Air Conditioner Compressor Adj. Tab |
| 7 | 1 | 657317 | Air Conditioner Compressor Mount Weldment |
| 8 | 4 | 473804 | 8 MM Lock Washer |
| 9 | 1 | 657310 | Air Conditioner Compressor |
| 10 | 1 | 147040 | 2400 Belt |
| 11 | 5 | 900129 | 3/8 UNC x 1 Hex Bolt |
| 12 | 2 | 900131 | 3/8 UNC x 1 1/2 Hex Bolt |
| 13 | 2 | 900130 | 3/8 UNC x 1 1/4 Hex Bolt |
| 14 | 4 | 900064 | 5/16 UNC x 3/4 Hex Bolt |
| 15 | 4 | 914002 | 5/16 UNC Lock Nut |
| 16 | 4 | 900002 | 1/4 UNC x 3/4 Hex Bolt |
| 17 | 4 | 914000 | 1/4 UNC Lock Nut |
| 18 | 9 | 914004 | 3/8 UNC Lock Nut |
| 19 | 13 | 920002 | 3/8 Flat Washer |
| 20 | 1 | 657309 | Air Conditioner Dryer |
| 21 | 1 | 657309 | Air Conditioner Condenser Kit |

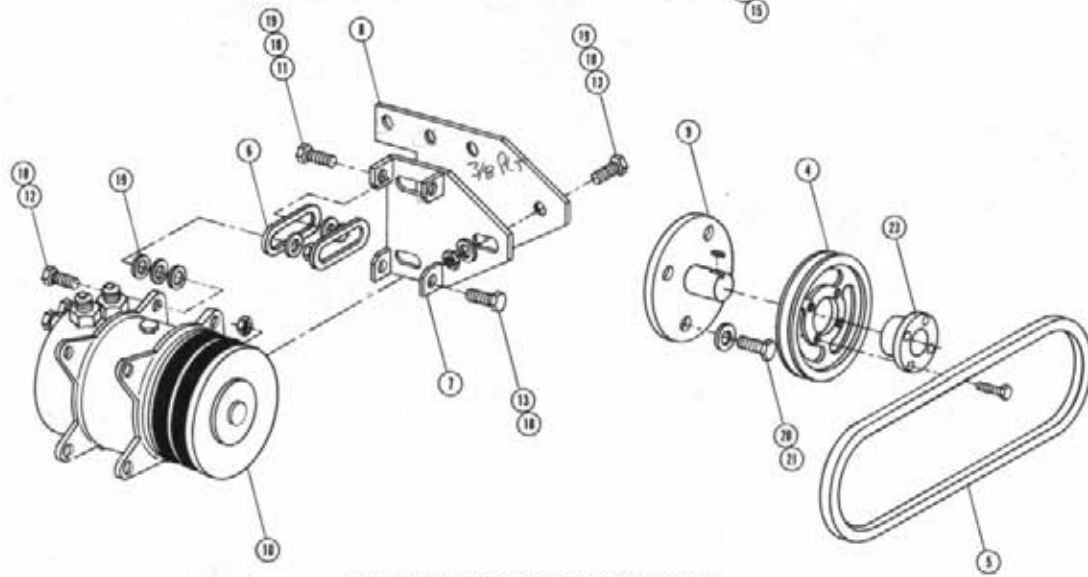
For Onan Option Use The Following Items:
1-2-3-4-5-6-8-9-11-12-13-14-15-16-17-18-19-20-21

For Chrysler Option Use The Following Items:
1-2-3-6-7-9-10-11-12-13-14-15-16-17-18-19-20-21

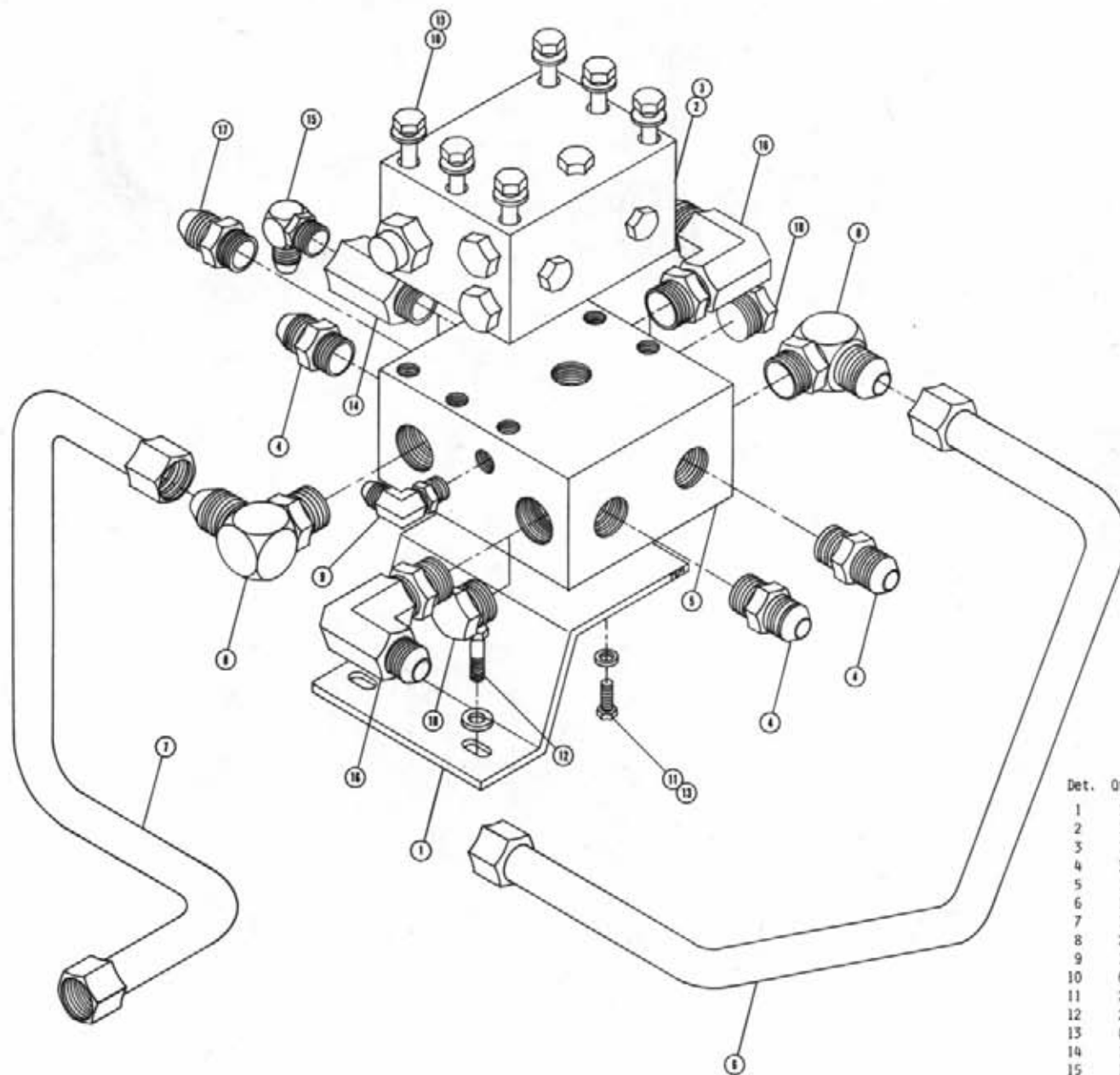


PERKINS AIR CONDITIONER COMPRESSOR PUMP ASSEMBLY

| Det. Qty. | P/N | Description |
|-----------|-----|---|
| 1 | 2 | 314413 Air Conditioner Condensor Mount |
| 2 | 2 | 314418 Air Conditioner Condensor Keeper |
| 3 | 1 | 314420 Air Conditioner Dryer Bracket |
| 4 | 1 | 140066 6.25 O.D. Sheave W/Hub |
| 5 | 1 | 147051 Gates 2380 Belt |
| 6 | 2 | 657315 Air Conditioner Compressor Adj. Tab |
| 7 | 1 | 657317 Air Conditioner Compressor Mount Weld. |
| 8 | 1 | 657320 Air Conditioner Compressor Mount Adapter |
| 9 | 1 | 657321 Air Conditioner Drive Shaft Weldment |
| 10 | 1 | 657310 Air Conditioner Compressor |
| 11 | 2 | 900129 3/8 UNC x 1 Hex Bolt |
| 12 | 2 | 900131 3/8 UNC x 1 1/2 Hex Bolt |
| 13 | 5 | 900130 3/8 UNC x 1 1/4 Hex Bolt |
| 14 | 4 | 900064 5/16 UNC x 3/4 Hex Bolt |
| 15 | 4 | 914002 5/16 UNC Lock Nut |
| 16 | 4 | 900002 1/4 UNC x 3/4 Hex Bolt |
| 17 | 4 | 914000 1/4 UNC Lock Nut |
| 18 | 9 | 914004 3/8 UNC Lock Nut |
| 19 | 13 | 920002 3/8 SAE Flat Washer |
| 20 | 4 | 900231 7/16 UNF x 1 Hex Bolt |
| 21 | 4 | 920503 7/16 Lock Washer |
| 22 | 1 | 657309 Air Conditioner Dryer |
| 23 | 1 | 140067 1 1/2 Bore Taper Bushing |
| 24 | 1 | 657309 Air Conditioner Condensor Kit |



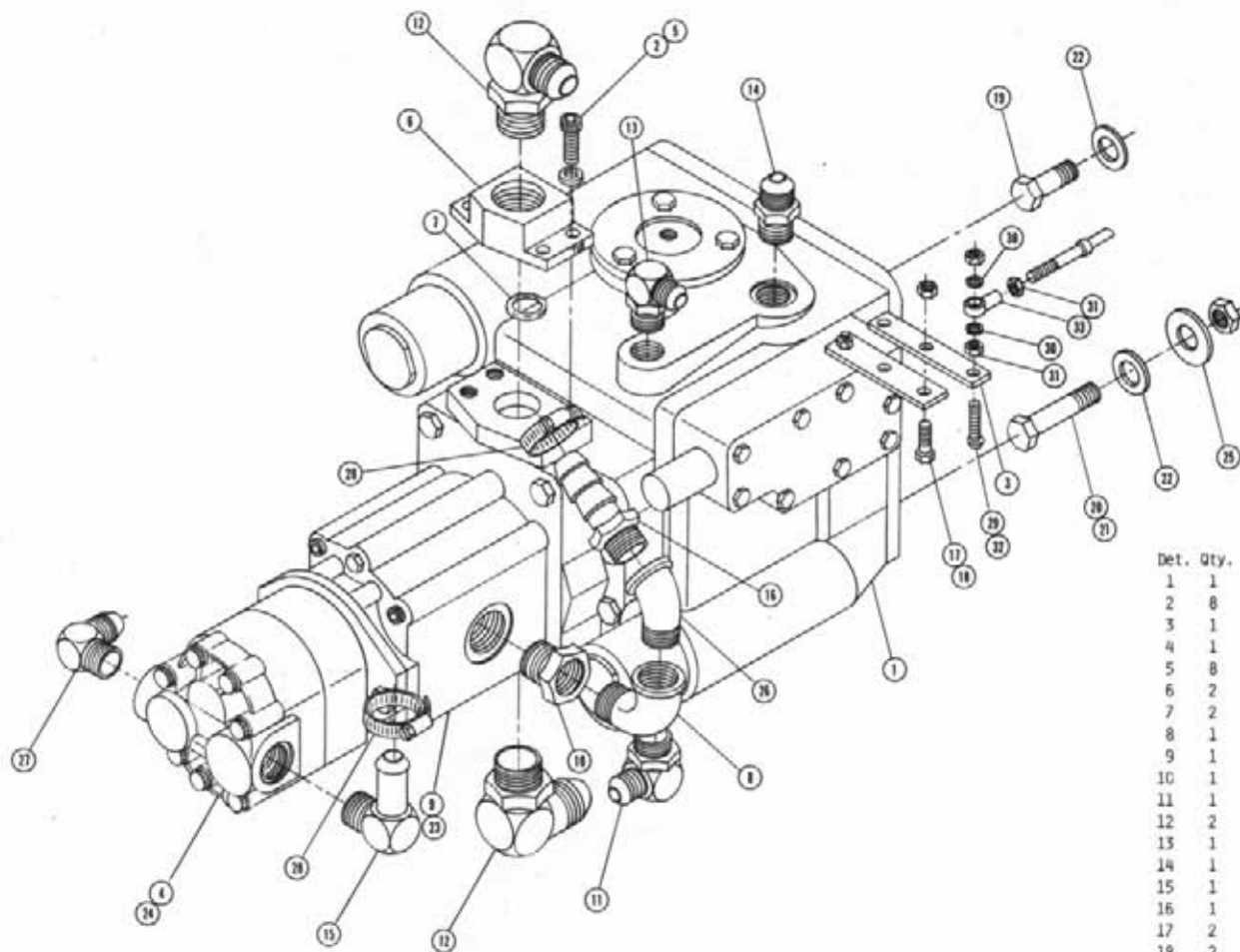
PERKINS AIR CONDITIONER COMPRESSOR ASSEMBLY



HYDRAULIC MANIFOLD ASSEMBLY

| Det. | Qty. | P/N | Description |
|------|------|--------|---------------------------------|
| 1 | 1 | 606849 | Hydraulic Manifold Mount |
| 2 | 1 | 611009 | Seal Kit |
| 3 | 1 | 611013 | Hydraulic Relief Valve Assembly |
| 4 | 3 | 611127 | 1 1/16 MDR x 1 1/16 NJIC |
| 5 | 1 | 615003 | Large Manifold |
| 6 | 1 | 615568 | Right Hydraulic Tube |
| 7 | 1 | 615569 | Left Hydraulic Tube |
| 8 | 2 | 618178 | 1 5/16 MDR x 90° x 1 5/16 NJIC |
| 9 | 1 | 618241 | 3/4 MDR x 90° x 3/4 JIC |
| 10 | 6 | 900075 | 5/16 UNC x 3 3/4 Hex Bolt |
| 11 | 2 | 900065 | 5/16 UNC x 1 Hex Bolt |
| 12 | 2 | 900196 | 7/16 UNC x 1 1/4 Hex Bolt |
| 13 | 8 | 920501 | 5/16 Lock Washer |
| 14 | 1 | 610028 | Flow Control |
| 15 | 1 | 618279 | 7/8 MDR x 90° x 1 1/16 JIC |
| 16 | 2 | 618248 | 1 1/16 MDR x 90° x 1 1/16 NJIC |
| 17 | 1 | 611127 | 1 1/16 MDR x 1 1/16 NJIC |
| 18 | 2 | 610186 | 1 1/16 O-Ring Plug |

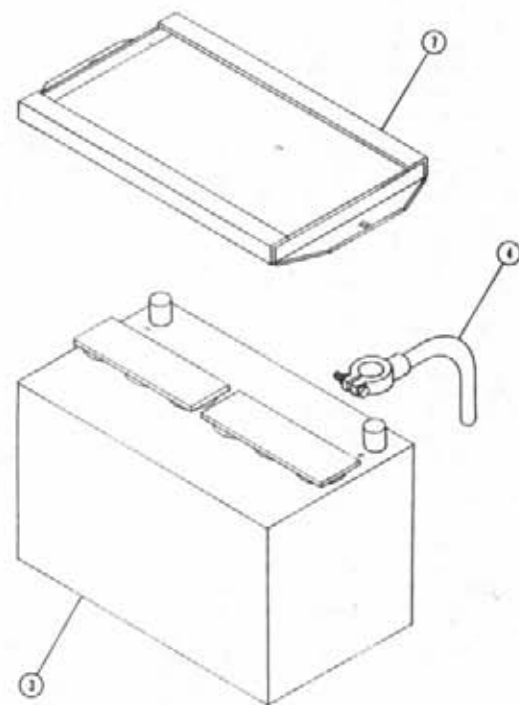
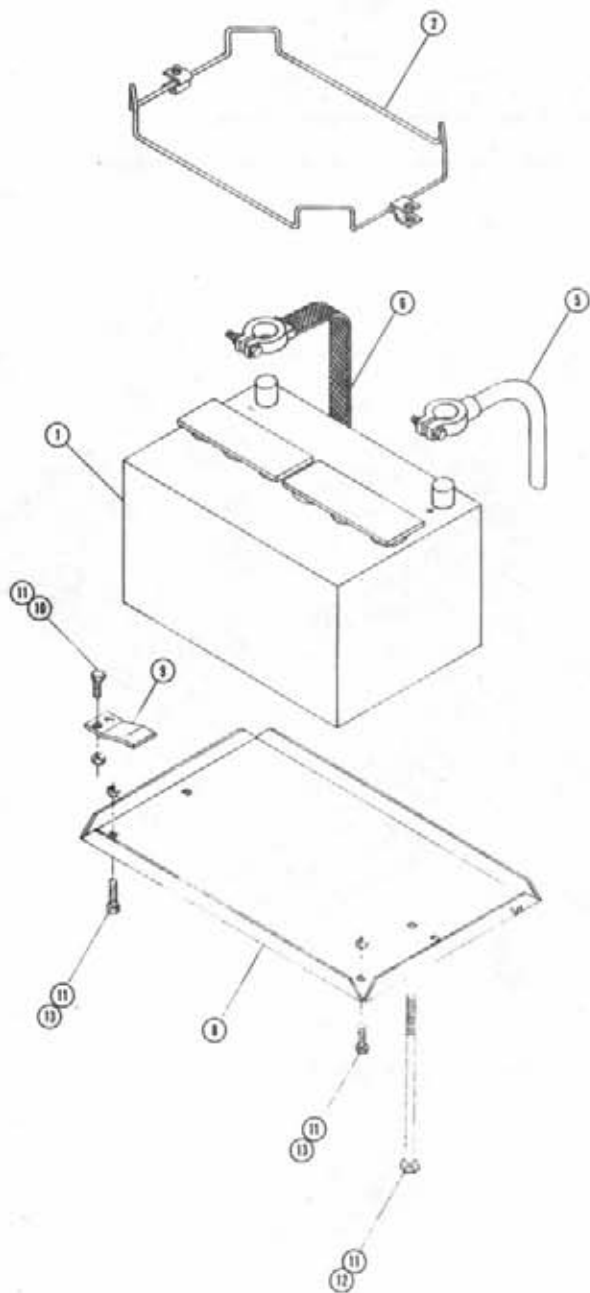
NOTE: For two-wheel drive assembly items 14, 15 and 16 are replaced by 17 and 18.



SUNDSTRAND PUMP ASSEMBLY

| Det. | Qty. | P/N | Description |
|------|------|--------|-------------------------------------|
| 1 | 1 | 606866 | Sundstrand 23 Series Pump |
| 2 | 8 | 472243 | 3/8 UNC x 1 3/4 Allen Cap Screw |
| 3 | 1 | 606848 | Pump Control Lever Extension |
| 4 | 1 | 610446 | Cessna Hydraulic Pump 1.48 CU.IN. |
| 5 | 8 | 618167 | Lock Washer |
| 6 | 2 | 618176 | 1" 4-Bolt Flange x 1 5/16 FOR |
| 7 | 2 | 870219 | O-Ring |
| 8 | 1 | 505200 | 1 NPT x 90° Street Elbow |
| 9 | 1 | 606867 | 1.06 Charge Pump |
| 10 | 1 | 618090 | 1 5/16 MOR x 1 FNPT |
| 11 | 1 | 618183 | 7/8 MOR x 90° x 3/4 MJIC |
| 12 | 2 | 618178 | 1 5/16 MOR x 90° x 1 5/16 MJIC |
| 13 | 1 | 618114 | 7/16 MOR x 90° x 9/16 MJIC |
| 14 | 1 | 618327 | 7/8 MOR x 3/4 MJIC |
| 15 | 1 | 618563 | 1 1/16 MOR x 90° x 1 Hose Barb |
| 16 | 1 | 714560 | 1 NPT x 1 Hose Barb |
| 17 | 2 | 900003 | 1/4 UNC x 1 Hex Bolt |
| 18 | 2 | 914000 | 1/4 UNC Stover Nut |
| *19 | 2 | 900266 | 1/2 UNC x 1 3/4 Hex Bolt |
| *20 | 2 | 900267 | 1/2 UNC x 2 Hex Bolt |
| *21 | 2 | 914008 | 1/2 UNC Stover Nut |
| *22 | 4 | 920004 | 1/2 SAE Flat Washer |
| 23 | 1 | 610387 | Charge Pump Gasket |
| 24 | 1 | 618261 | O-Ring |
| *25 | 2 | 483041 | 1/2 Regular Flat Washer |
| 26 | 1 | 505110 | 1 NPT x 45° Street Elbow |
| 27 | 1 | 611128 | 7/8 MOR x 90° x 7/8 MJIC |
| 28 | 2 | 520087 | No. 28 Hose Clamp |
| 29 | 1 | 903893 | No. 10-32 x 1 Slotted Machine Screw |
| 30 | 2 | 920510 | No. 10 Lock Washer |
| 31 | 2 | 910027 | No. 10 UNF Hex Nut |
| 32 | 1 | 914027 | No. 10-32 Stover Nut |
| 33 | 1 | 473921 | No. 10-32 Ball Joint |

- NOTE: 1. Item 13 Used With Four-wheel Drive Option.
2. Assembly Shown Is For Gas Engine Option. For Diesel Option Replace Items 19,20,21,22, And 25 With (4) 900265 - 1/2 UNC x 1 1/2 Hex Bolt And (4) 920004 - 1/2 SAE Flat Washer.



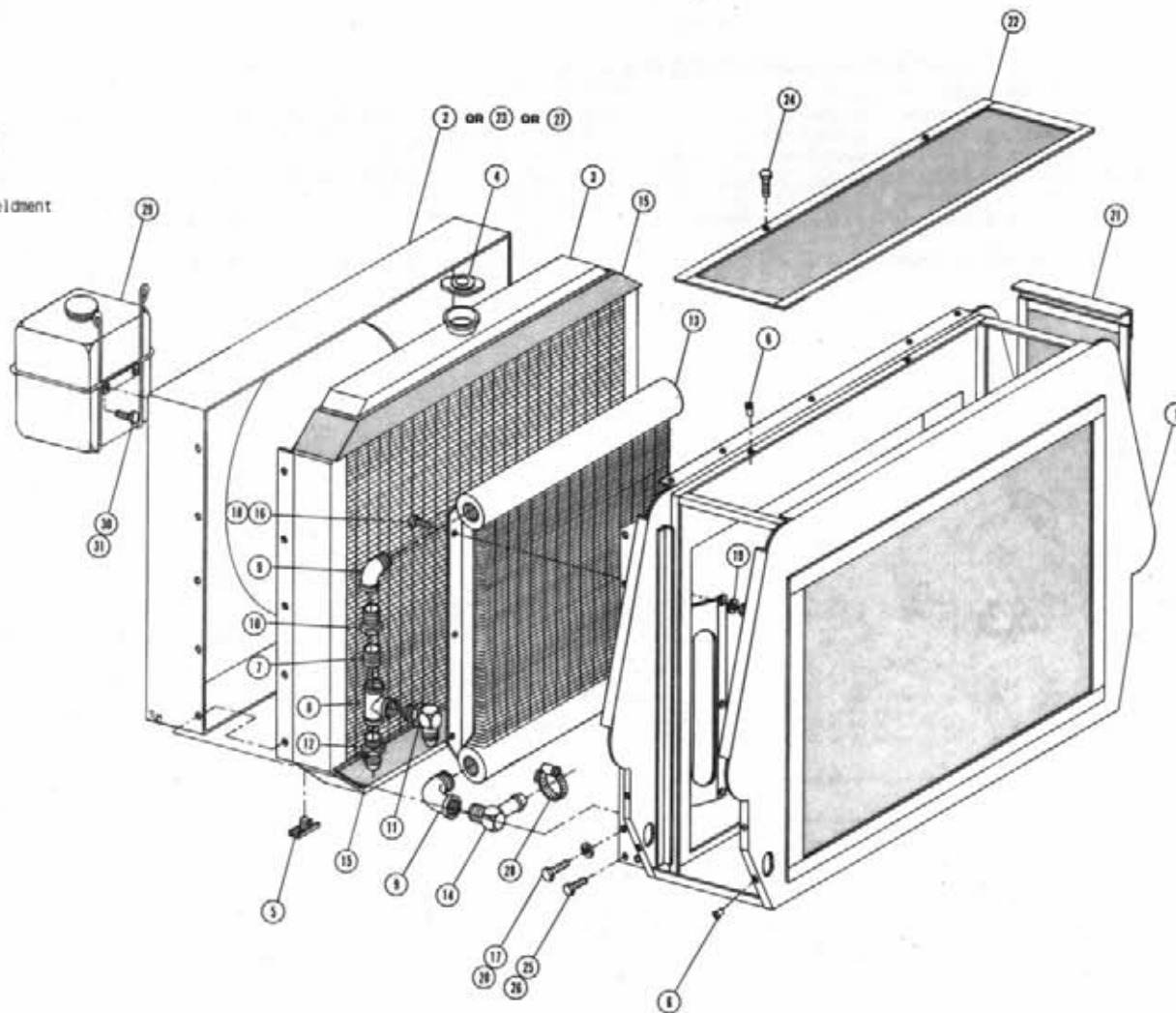
BATTERY BOX ASSEMBLY

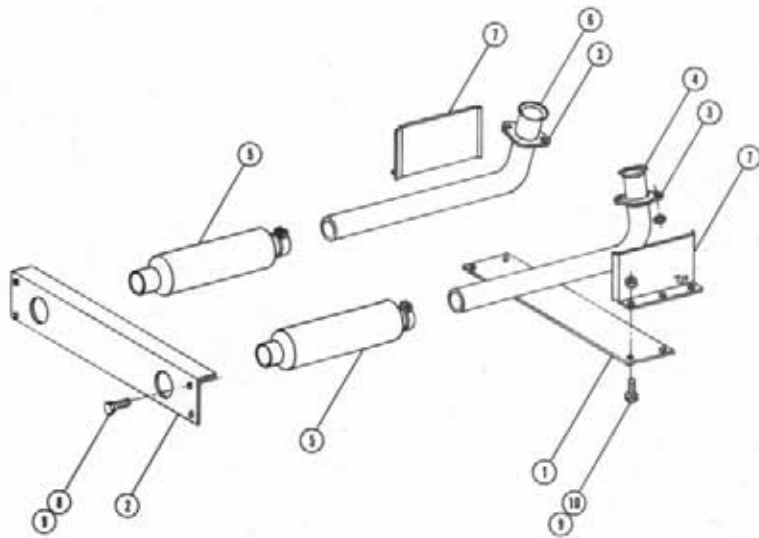
| Det. | Qty. | P/N | Description |
|------|------|--------|-------------------------------|
| 1 | 1 | 290013 | Battery "Gas Engine" |
| 2 | 1 | 290212 | Battery Hold Down w/Clamps |
| 3 | 1 | 291122 | Battery "Diesel Engine" |
| 4 | 1 | 290052 | Battery Cable 56" |
| 5 | 1 | 291128 | Battery Cable 48" |
| 6 | 1 | 290111 | Ground Strap |
| 7 | 1 | 341322 | Battery Hold Down Weldment |
| 8 | 1 | 361149 | Battery Box |
| 9 | 1 | 361192 | Battery Box Support |
| 10 | 2 | 900129 | 3/8 UNC x 1" Hex Bolt |
| 11 | 6 | 914004 | 3/8 UNC Lock Nut |
| 12 | 2 | 901149 | 3/8 UNC x 8 1/2 Carriage Bolt |
| 13 | 2 | 900128 | 3/8 UNC x 3/4 Hex Bolt |

Note: Items 6, 8, 11, and 12 are used with both engines.

RADIATOR AND OIL COOLER ASSEMBLY

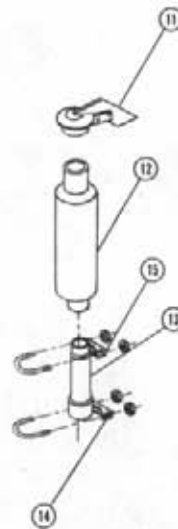
| Det. | Qty. | P/N | Description |
|------|------|--------|--|
| 1 | 1 | 314477 | Radiator And Oil Cooler Mount Weldment |
| 2 | 1 | 314440 | Radiator Shroud - Chrysler |
| 3 | 1 | 314791 | Radiator |
| 4 | 1 | 319257 | Radiator Cap |
| 5 | 1 | 319559 | Radiator Drain Cock |
| 6 | 10 | 470086 | 1/4 UNC Nutsert |
| 7 | 1 | 504702 | 3/4 NPT Close Nipple |
| 8 | 1 | 504955 | 3/4 NPT Pipe Nipple |
| 9 | 2 | 505200 | 1 NPT x 90° Street Elbow |
| 10 | 1 | 505213 | 1 NPT To 3/4 Reducer Bushing |
| 11 | 1 | 610305 | 3/4 NPT x 90° x 3/4 MJIC |
| 12 | 1 | 618059 | 3/4 NPT x 7/8 MJIC |
| 13 | 1 | 618088 | Oil Cooler |
| 14 | 1 | 618138 | 1 NPT x 90° x 1 Hose Barb |
| 15 | 2 | 659579 | 2" Wide x 40" Long Foam |
| 16 | 6 | 900064 | 5/16 UNC x 3/4 Hex Bolt |
| 17 | 10 | 900128 | 3/8 UNC x 3/4 Hex Bolt |
| 18 | 6 | 914002 | 5/16 UNC Stover Nut |
| 19 | 12 | 920001 | 5/16 SAE Flat Washer |
| 20 | 10 | 920002 | 3/8 SAE Flat Washer |
| 21 | 2 | 314490 | Side Screen Weldment |
| 22 | 1 | 314495 | Top Screen Weldment |
| 23 | 1 | 316136 | Radiator Shroud - Onan |
| 24 | 2 | 470118 | 1/4 UNC x 3/4 Flanged Bolt |
| 25 | 4 | 900128 | 3/8 UNC x 3/4 Hex Bolt |
| 26 | 4 | 914004 | 3/8 UNC Stover Nut |
| 27 | 1 | 314768 | Radiator Shroud - Perkins |
| 28 | 1 | 520087 | No. 20 Hose Clamp |
| 29 | 1 | 314767 | Radiator Recovery Tank |
| 30 | 2 | 900003 | 1/4 UNC x 1 Hex Bolt |
| 31 | 2 | 914000 | 1/4 UNC Stover Nut |





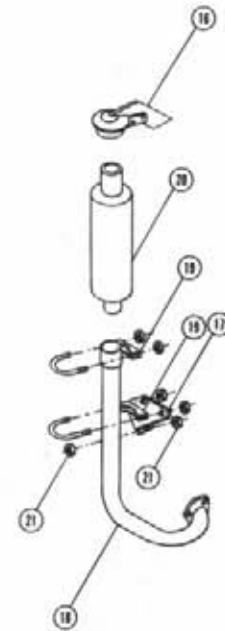
CHRYSLER ENGINE EXHAUST PIPE ASSEMBLY

| Det. Qty. | P/N | Description |
|-----------|--------|---------------------------|
| 1 | 361189 | Main Frame Tie Plate |
| 2 | 361190 | Main Frame Rear Tie Angle |
| 3 | 314735 | Exhaust Pipe Flange |
| 4 | 314425 | Right Exhaust Pipe |
| 5 | 319287 | Muffler |
| 6 | 314736 | Left Exhaust Pipe |
| 7 | 341359 | Heat Shield |
| 8 | 900265 | 1/2 UNC x 1 1/2 Hex Bolt |
| 9 | 914008 | 1/2 UNC Lock Nut |
| 10 | 900264 | 1/2 UNC x 1 1/4 Hex Bolt |



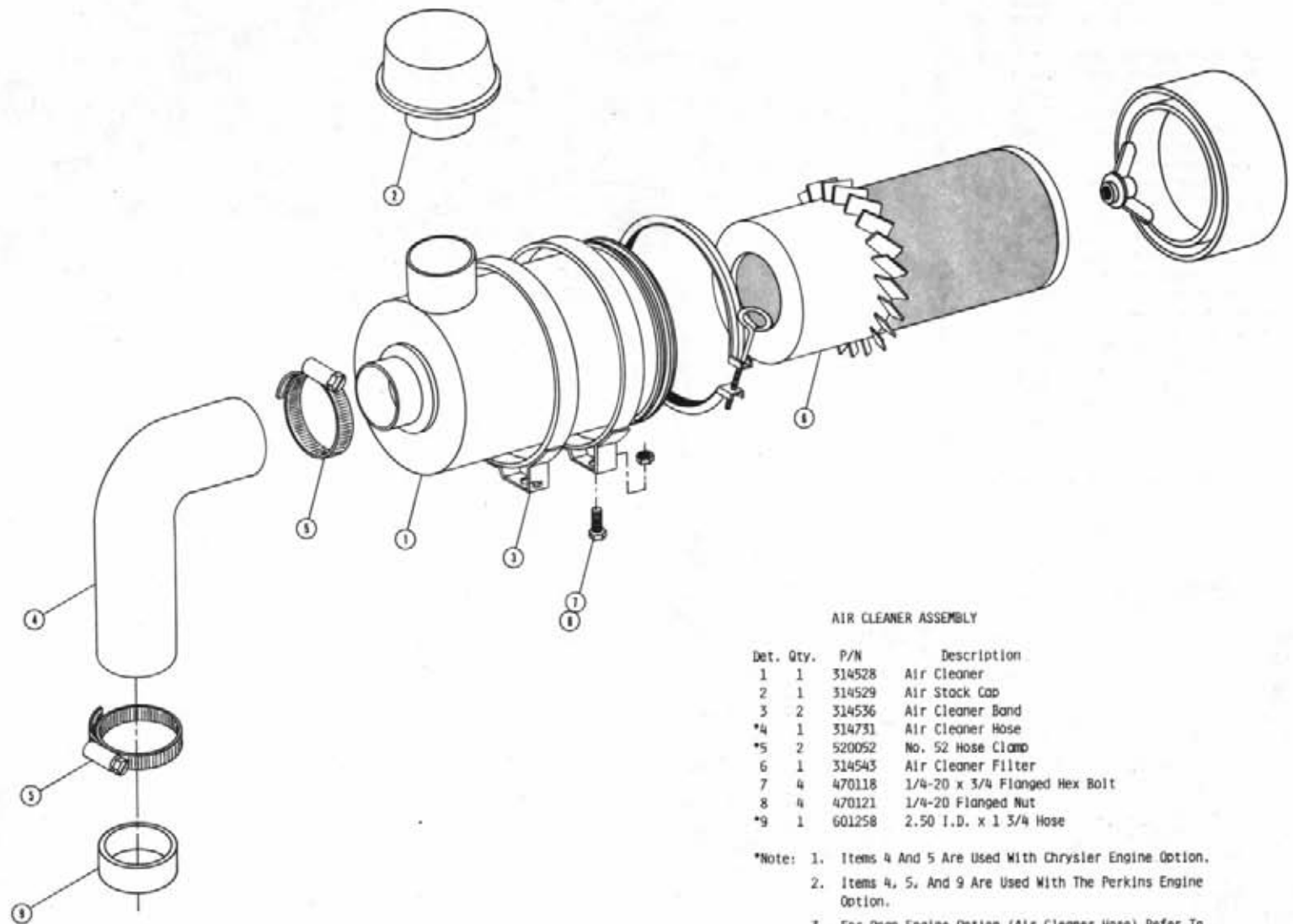
ONAN ENGINE EXHAUST PIPE ASSEMBLY

| Det. Qty. | P/N | Description |
|-----------|--------|---------------------|
| 11 | 314537 | Rain Cap |
| 12 | 314554 | Muffler |
| 13 | 316147 | Exhaust Pipe |
| 14 | 470160 | 3 Muffler Clamp |
| 15 | 472216 | 2 1/2 Muffler Clamp |



PERKINS ENGINE EXHAUST PIPE ASSEMBLY

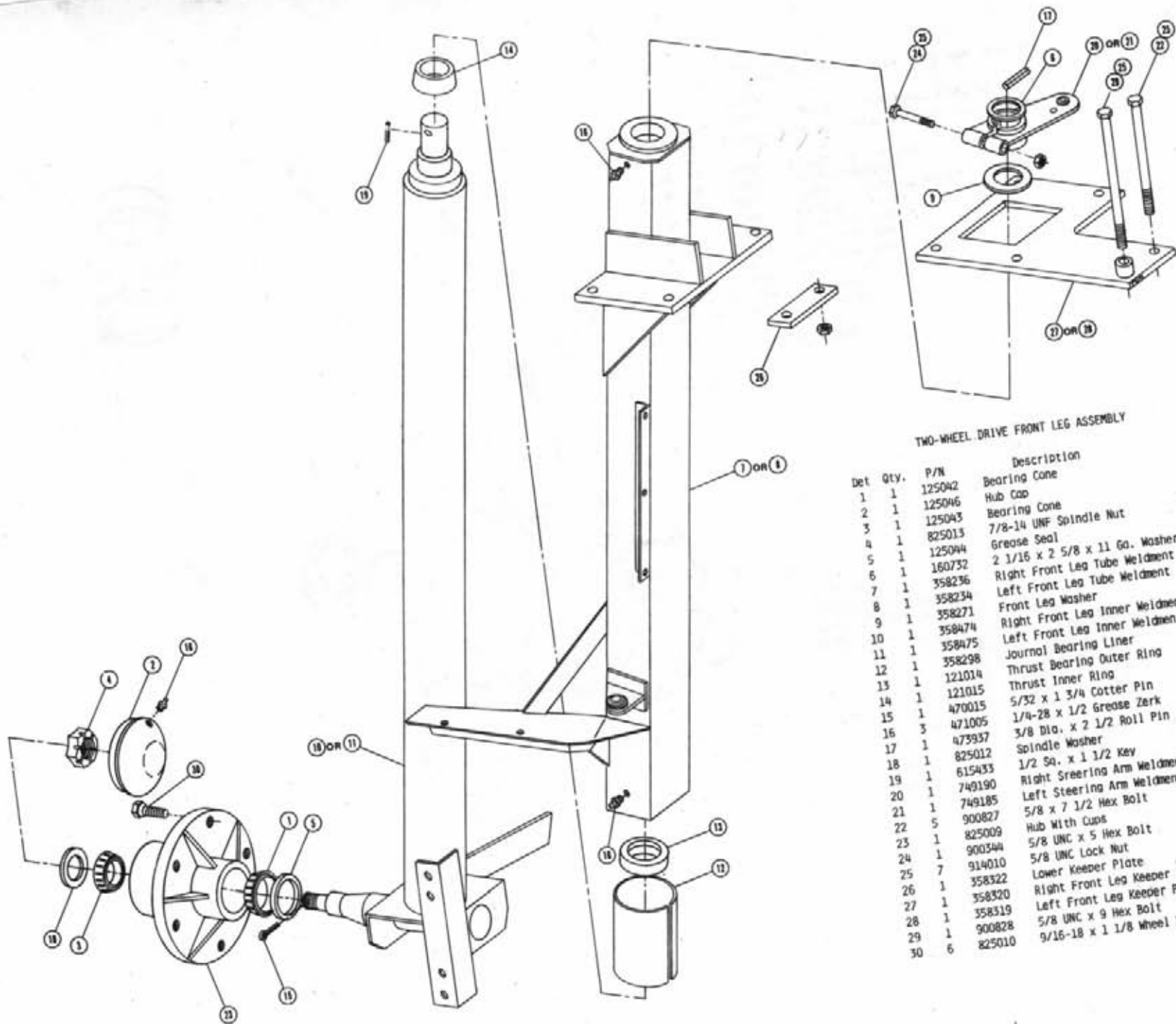
| Det. Qty. | P/N | Description |
|-----------|--------|-------------------------------|
| 16 | 314537 | Rain Cap |
| 17 | 314756 | Exhaust Pipe Mounting Bracket |
| 18 | 314759 | Exhaust Pipe Weldment |
| 19 | 472216 | 2 1/2 Muffler Clamp |
| 20 | 314554 | Muffler |
| 21 | 910003 | 5/16 UNF Hex Nut |



AIR CLEANER ASSEMBLY

| Det. Qty. | P/N | Description |
|-----------|--------|-------------------------------|
| 1 | 314528 | Air Cleaner |
| 2 | 314529 | Air Stock Cap |
| 3 | 314536 | Air Cleaner Band |
| *4 | 314731 | Air Cleaner Hose |
| *5 | 520052 | No. 52 Hose Clamp |
| 6 | 314543 | Air Cleaner Filter |
| 7 | 470118 | 1/4-20 x 3/4 Flanged Hex Bolt |
| 8 | 470121 | 1/4-20 Flanged Nut |
| *9 | 601258 | 2.50 I.D. x 1 3/4 Hose |

*Note: 1. Items 4 And 5 Are Used With Chrysler Engine Option.
 2. Items 4, 5, And 9 Are Used With The Perkins Engine Option.
 3. For Onan Engine Option (Air Cleaner Hose) Refer To Engine Drawings.

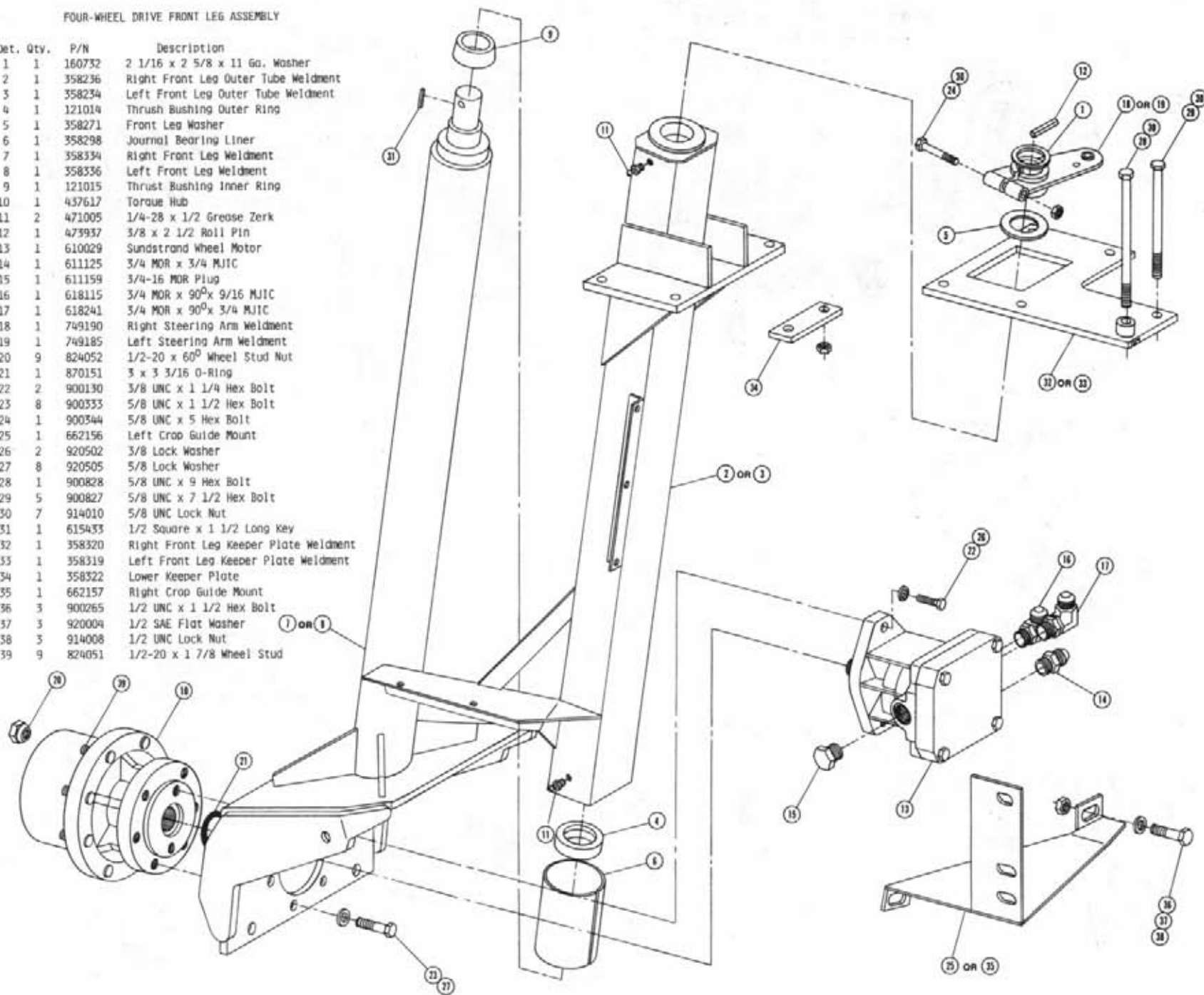


TWO-WHEEL DRIVE FRONT LEG ASSEMBLY

| Det | Qty. | P/N | Description |
|-----|------|--------|---------------------------------------|
| 1 | 1 | 125042 | Bearing Cone |
| 2 | 1 | 125046 | Hub Cap |
| 3 | 1 | 125043 | Bearing Cone |
| 4 | 1 | 825013 | 7/8-14 UNF Spindle Nut |
| 5 | 1 | 825044 | Grease Seal |
| 6 | 1 | 160732 | 2 1/16 x 2 5/8 x 11 Ga. Washer |
| 7 | 1 | 358236 | Right Front Leg Tube Weldment |
| 8 | 1 | 358234 | Left Front Leg Tube Weldment |
| 9 | 1 | 358271 | Front Leg Washer |
| 10 | 1 | 358474 | Right Front Leg Inner Weldment |
| 11 | 1 | 358475 | Left Front Leg Inner Weldment |
| 12 | 1 | 358298 | Journal Bearing Liner |
| 13 | 1 | 121014 | Thrust Bearing Outer Ring |
| 14 | 1 | 121015 | Thrust Inner Ring |
| 15 | 1 | 470015 | 5/32 x 1 3/4 Cotter Pin |
| 16 | 3 | 471005 | 1/4-28 x 1/2 Grease Zerk |
| 17 | 1 | 473937 | 3/8 Dia. x 2 1/2 Roll Pin |
| 18 | 1 | 825012 | Spindle Washer |
| 19 | 1 | 615433 | 1/2 Sq. x 1 1/2 Key |
| 20 | 1 | 749190 | Right Steering Arm Weldment |
| 21 | 1 | 749185 | Left Steering Arm Weldment |
| 22 | 5 | 900827 | 5/8 x 7 1/2 Hex Bolt |
| 23 | 1 | 825009 | Hub With Cups |
| 24 | 1 | 900344 | 5/8 UNC x 5 Hex Bolt |
| 25 | 7 | 914010 | 5/8 UNC Lock Nut |
| 26 | 1 | 358322 | Lower Keeper Plate |
| 27 | 1 | 358320 | Right Front Leg Keeper Plate Weldment |
| 28 | 1 | 358319 | Left Front Leg Keeper Plate Weldment |
| 29 | 1 | 900828 | 5/8 UNC x 9 Hex Bolt |
| 30 | 6 | 825010 | 9/16-18 x 1 1/8 Wheel Bolt |

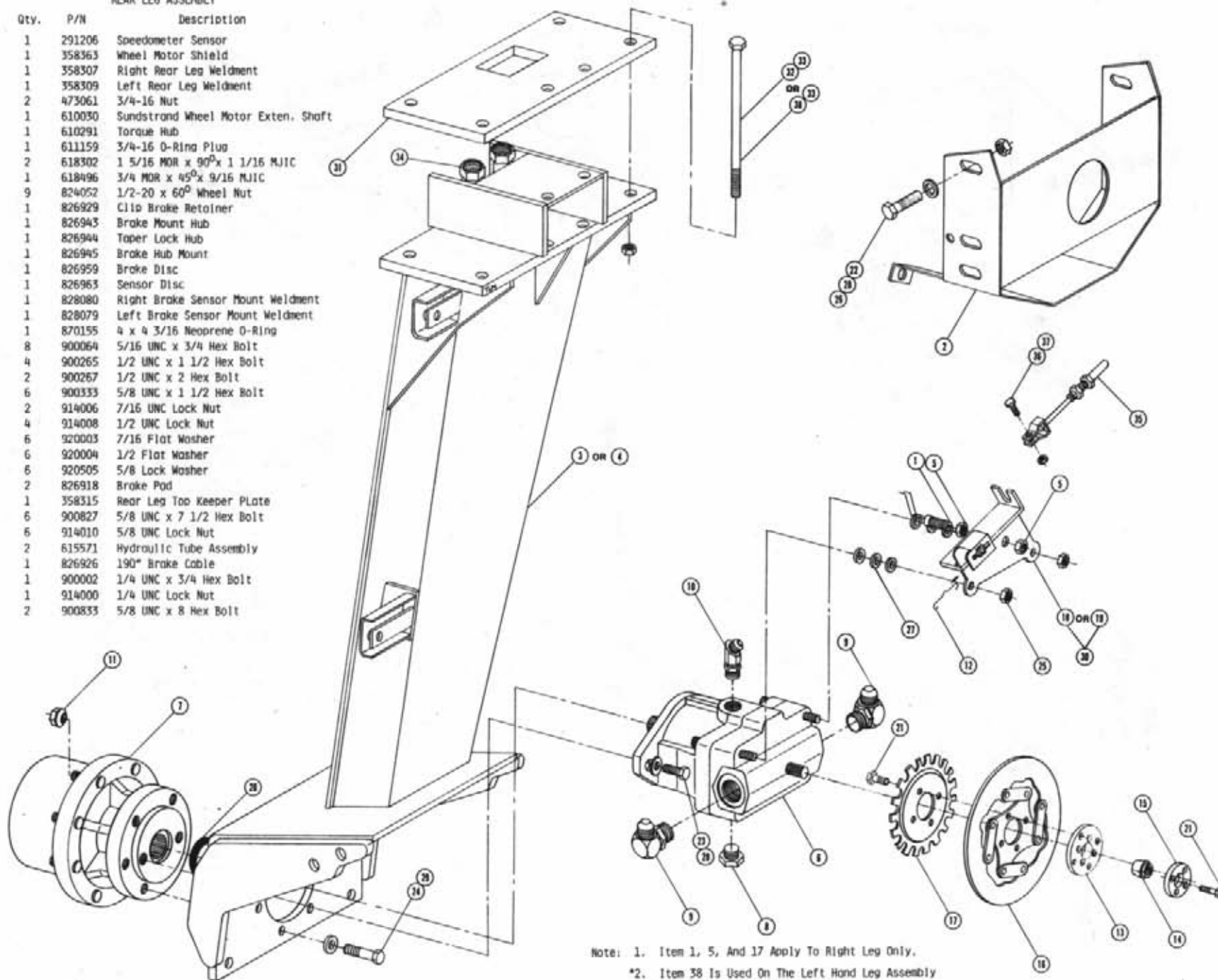
FOUR-WHEEL DRIVE FRONT LEG ASSEMBLY

| Det. Qty. | P/N | Description |
|-----------|--------|---------------------------------------|
| 1 | 160732 | 2 1/16 x 2 5/8 x 11 Ga. Washer |
| 2 | 358236 | Right Front Leg Outer Tube Weldment |
| 3 | 358234 | Left Front Leg Outer Tube Weldment |
| 4 | 121014 | Thrust Bushing Outer Ring |
| 5 | 358271 | Front Leg Washer |
| 6 | 358298 | Journal Bearing Liner |
| 7 | 358334 | Right Front Leg Weldment |
| 8 | 358336 | Left Front Leg Weldment |
| 9 | 121015 | Thrust Bushing Inner Ring |
| 10 | 437617 | Torque Hub |
| 11 | 471005 | 1/4-28 x 1/2 Grease Zerk |
| 12 | 473937 | 3/8 x 2 1/2 Roll Pin |
| 13 | 610029 | Sundstrand Wheel Motor |
| 14 | 611125 | 3/4 MOR x 3/4 MJIC |
| 15 | 611159 | 3/4-16 MOR Plug |
| 16 | 618115 | 3/4 MOR x 90° x 9/16 MJIC |
| 17 | 618241 | 3/4 MOR x 90° x 3/4 MJIC |
| 18 | 749190 | Right Steering Arm Weldment |
| 19 | 749185 | Left Steering Arm Weldment |
| 20 | 824052 | 1/2-20 x 60° Wheel Stud Nut |
| 21 | 870151 | 3 x 3 3/16 O-Ring |
| 22 | 900130 | 3/8 UNC x 1 1/4 Hex Bolt |
| 23 | 900333 | 5/8 UNC x 1 1/2 Hex Bolt |
| 24 | 900344 | 5/8 UNC x 5 Hex Bolt |
| 25 | 662156 | Left Crop Guide Mount |
| 26 | 920502 | 3/8 Lock Washer |
| 27 | 920505 | 5/8 Lock Washer |
| 28 | 900828 | 5/8 UNC x 9 Hex Bolt |
| 29 | 900827 | 5/8 UNC x 7 1/2 Hex Bolt |
| 30 | 914010 | 5/8 UNC Lock Nut |
| 31 | 615433 | 1/2 Square x 1 1/2 Long Key |
| 32 | 358320 | Right Front Leg Keeper Plate Weldment |
| 33 | 358319 | Left Front Leg Keeper Plate Weldment |
| 34 | 358322 | Lower Keeper Plate |
| 35 | 662157 | Right Crop Guide Mount |
| 36 | 900265 | 1/2 UNC x 1 1/2 Hex Bolt |
| 37 | 920004 | 1/2 SAE Flat Washer |
| 38 | 914008 | 1/2 UNC Lock Nut |
| 39 | 824051 | 1/2-20 x 1 7/8 Wheel Stud |



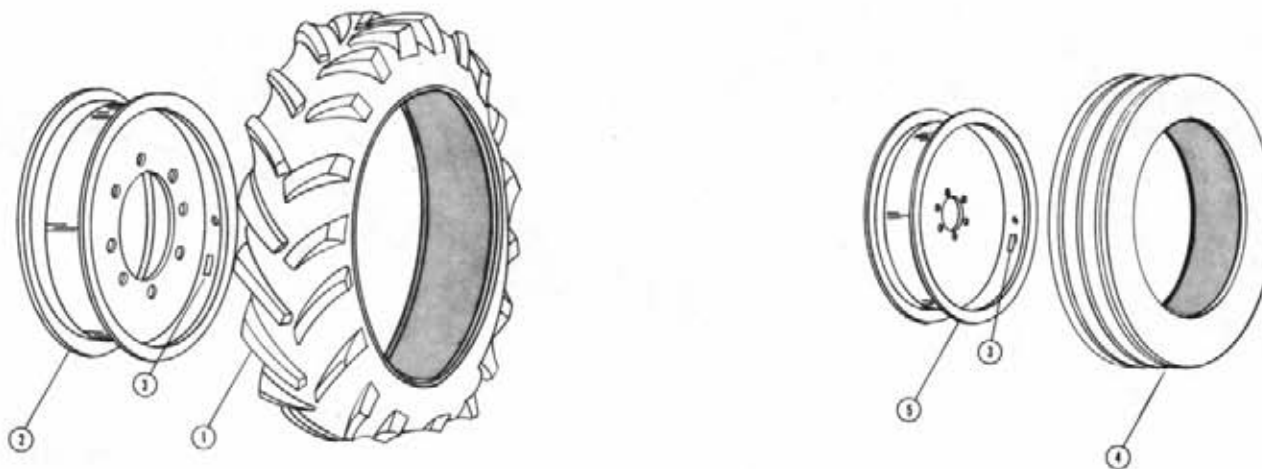
REAR LEG ASSEMBLY

| Det. | Qty. | P/N | Description |
|------|------|--------|-------------------------------------|
| 1 | 1 | 291206 | Speedometer Sensor |
| 2 | 1 | 358363 | Wheel Motor Shield |
| 3 | 1 | 358307 | Right Rear Leg Weldment |
| 4 | 1 | 358309 | Left Rear Leg Weldment |
| 5 | 2 | 473061 | 3/4-16 Nut |
| 6 | 1 | 610030 | Sundstrand Wheel Motor Exten. Shaft |
| 7 | 1 | 610291 | Torque Hub |
| 8 | 1 | 611159 | 3/4-16 O-Ring Plug |
| 9 | 2 | 618302 | 1 5/16 MDR x 90° x 1 1/16 MJIC |
| 10 | 1 | 618496 | 3/4 MDR x 45° x 9/16 MJIC |
| 11 | 9 | 824052 | 1/2-20 x 60° Wheel Nut |
| 12 | 1 | 826929 | Clip Brake Retainer |
| 13 | 1 | 826943 | Break Mount Hub |
| 14 | 1 | 826944 | Taper Lock Hub |
| 15 | 1 | 826945 | Break Hub Mount |
| 16 | 1 | 826959 | Break Disc |
| 17 | 1 | 826963 | Sensor Disc |
| 18 | 1 | 828080 | Right Brake Sensor Mount Weldment |
| 19 | 1 | 828079 | Left Brake Sensor Mount Weldment |
| 20 | 1 | 870155 | 4 x 4 3/16 Neoprene O-Ring |
| 21 | 8 | 900064 | 5/16 UNC x 3/4 Hex Bolt |
| 22 | 4 | 900265 | 1/2 UNC x 1 1/2 Hex Bolt |
| 23 | 2 | 900267 | 1/2 UNC x 2 Hex Bolt |
| 24 | 6 | 900333 | 5/8 UNC x 1 1/2 Hex Bolt |
| 25 | 2 | 914006 | 7/16 UNC Lock Nut |
| 26 | 4 | 914008 | 1/2 UNC Lock Nut |
| 27 | 6 | 920003 | 7/16 Flat Washer |
| 28 | 6 | 920004 | 1/2 Flat Washer |
| 29 | 6 | 920505 | 5/8 Lock Washer |
| 30 | 2 | 826918 | Break Pad |
| 31 | 1 | 358315 | Rear Leg Toe Keeper PLate |
| 32 | 6 | 900827 | 5/8 UNC x 7 1/2 Hex Bolt |
| 33 | 6 | 914010 | 5/8 UNC Lock Nut |
| 34 | 2 | 615571 | Hydraulic Tube Assembly |
| 35 | 1 | 826926 | 190" Brake Cable |
| 36 | 1 | 900002 | 1/4 UNC x 3/4 Hex Bolt |
| 37 | 1 | 914000 | 1/4 UNC Lock Nut |
| *38 | 2 | 900833 | 5/8 UNC x 8 Hex Bolt |



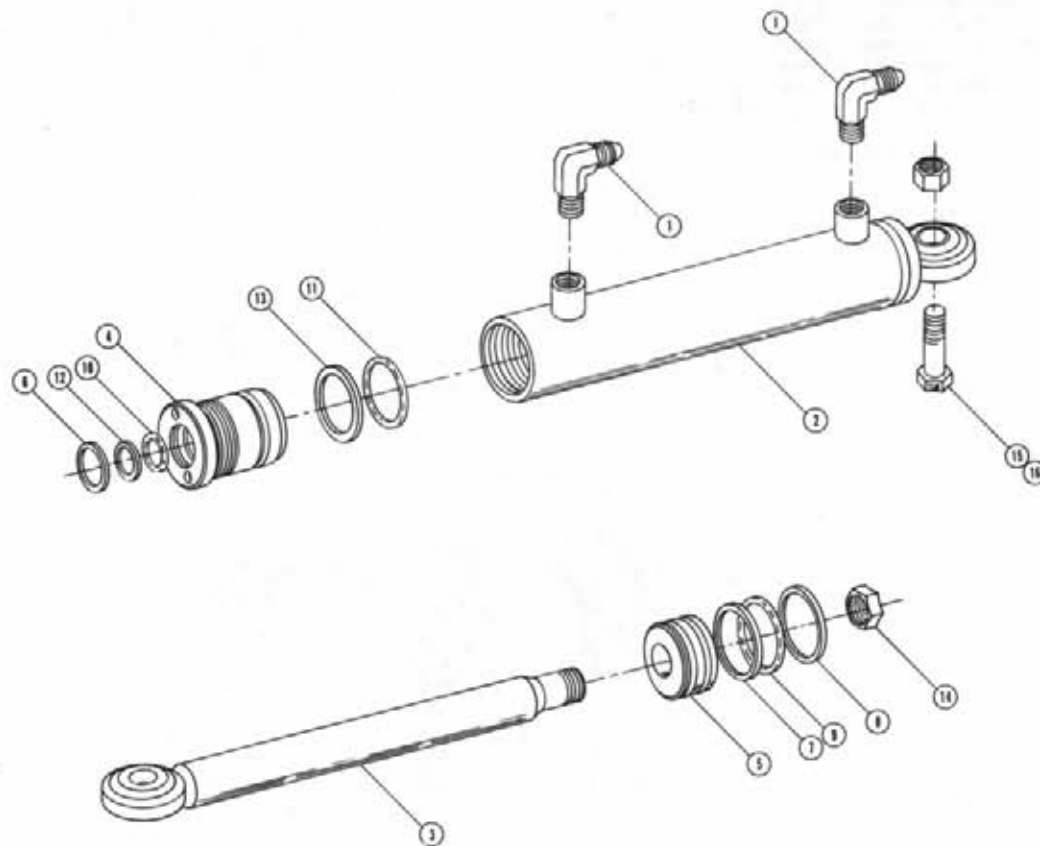
Note: 1. Item 1, 5, And 17 Apply To Right Leg Only.

*2. Item 38 Is Used On The Left Hand Leg Assembly To Mount The Ladder To The Leg.



TIRE AND RIM ASSEMBLY

| Det. Qty. | P/N | Description |
|-----------|--------|-------------------------|
| 1 | 820201 | 11.2 x 24 Tractor Tire |
| 2 | 820600 | Rim Weldment |
| 3 | 650985 | Wheel Bolt Torque Decal |
| 4 | 820611 | Front Tire 9 x 24 |
| 5 | 820015 | Front Rim Weldment |

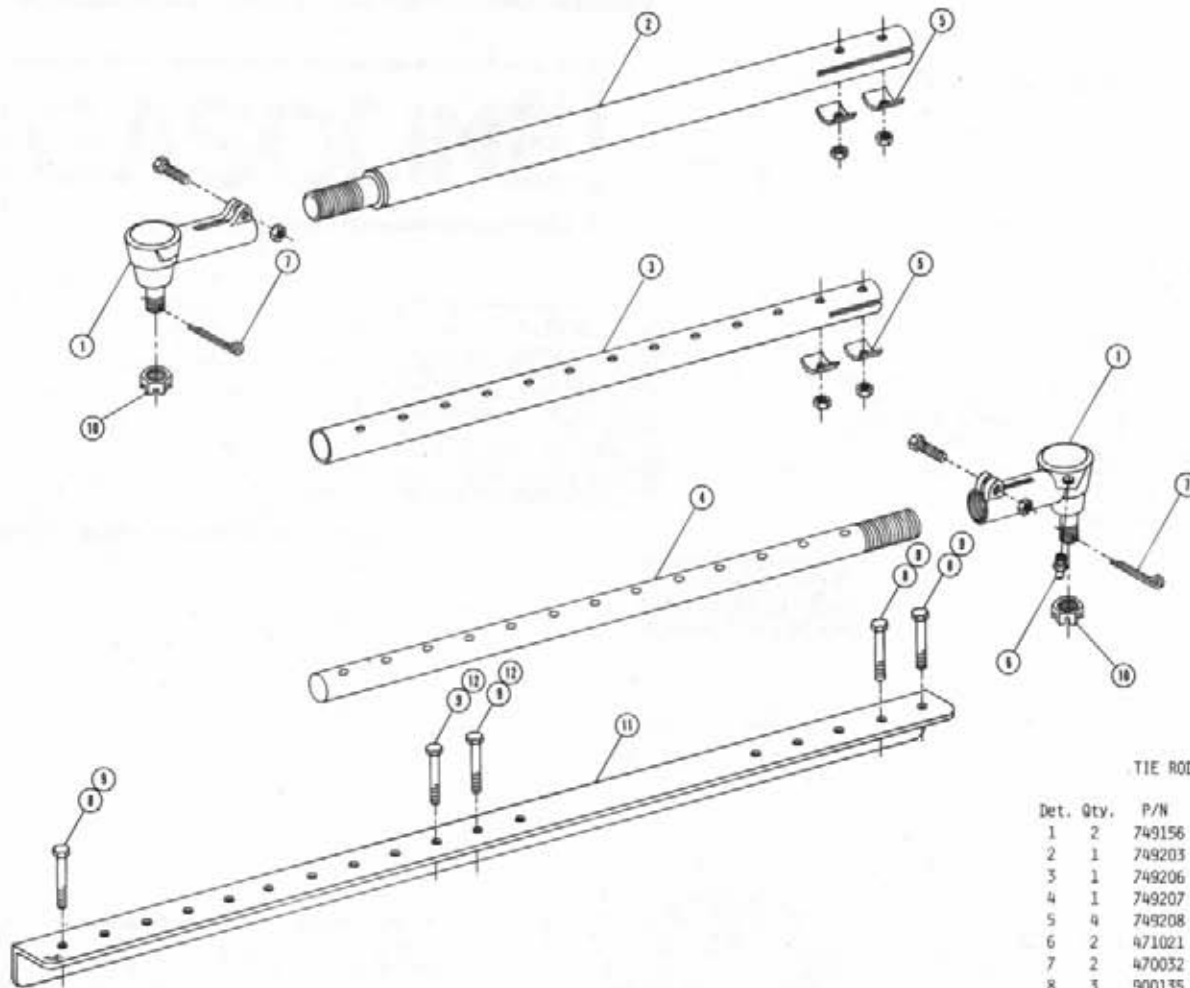


STEERING CYLINDER ASSEMBLY

| Det | Qty. | P/N | Description |
|-----|------|--------|----------------------------------|
| 1 | 2 | 611122 | 1/4 NPT x 90° x 9/16 MJIC |
| 2 | 1 | 620089 | Steering Cylinder Tube Weldment |
| 3 | 1 | 620148 | Steering Cylinder Shaft Weldment |
| 4 | 1 | 620109 | Gland |
| 5 | 1 | 620129 | Piston |
| 6 | 1 | 629028 | Wiper |
| 7 | 1 | 629618 | Wear Ring |
| 8 | 1 | 629616 | Piston Seal |
| 9 | 1 | 870025 | 1 3/16 x 1 5/16 O-Ring |
| 10 | 1 | 870210 | 3/4 x 1 O-Ring |
| 11 | 1 | 870218 | 1 1/4 x 1 1/2 O-Ring |
| 12 | 1 | 890210 | 3/4 x 1 Back-Up Washer |
| 13 | 1 | 890218 | 1 1/4 x 1 1/2 Back-Up Washer |
| 14 | 1 | 914009 | 1/2 UNF Lock Nut |
| 15 | 1 | 900337 | 5/8 UNC x 2 3/4 Hex Bolt |
| 16 | 1 | 914010 | 5/8 UNC Lock Nut |

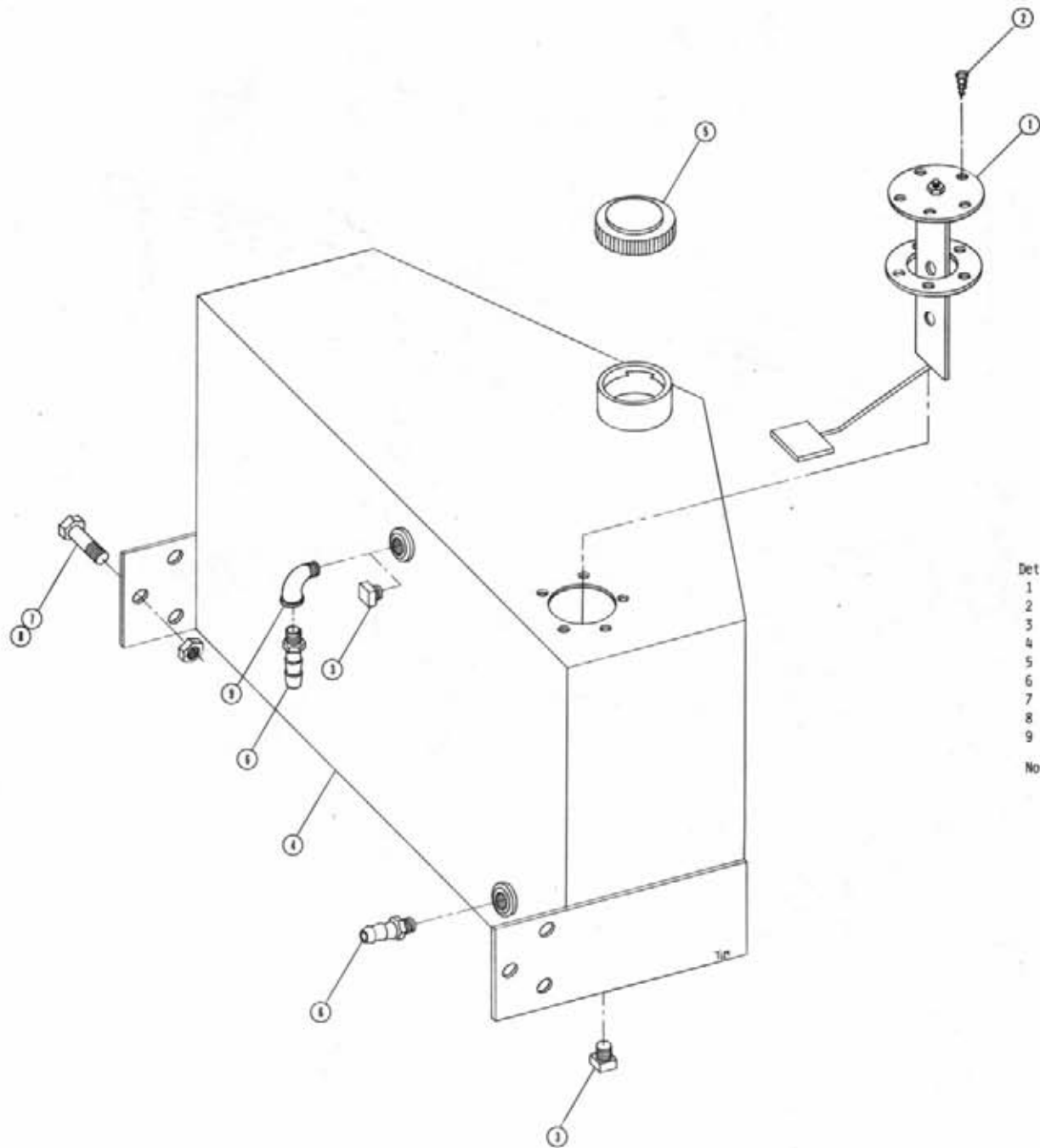
NOTE: 1. Cylinder Assembly With Fittings 620080.

2. Seal Kit 620998



TIE ROD ASSEMBLY

| Det. | Qty. | P/N | Description |
|------|------|--------|-----------------------------|
| 1 | 2 | 749156 | Female Socket Assembly |
| 2 | 1 | 749203 | Tie Rod Outer Tube Weldment |
| 3 | 1 | 749206 | Tie Rod Inner Tube |
| 4 | 1 | 749207 | Tie Rod Inner Shaft |
| 5 | 4 | 749208 | Tie Rod Clamp |
| 6 | 2 | 471021 | Grease Zerk |
| 7 | 2 | 470032 | 1/8 x 1 1/2 Cotter Pin |
| 8 | 3 | 900135 | 3/8 UNC x 2 3/4 Hex Bolt |
| 9 | 5 | 914004 | 3/8 UNC Lock Nut |
| 10 | 2 | 822040 | 5/8 UNF Slotted Hex Nut |
| 11 | 1 | 749214 | Tie Rod Stiffener Angle |
| 12 | 2 | 900134 | 3/8 UNC x 2 1/2 Hex Bolt |

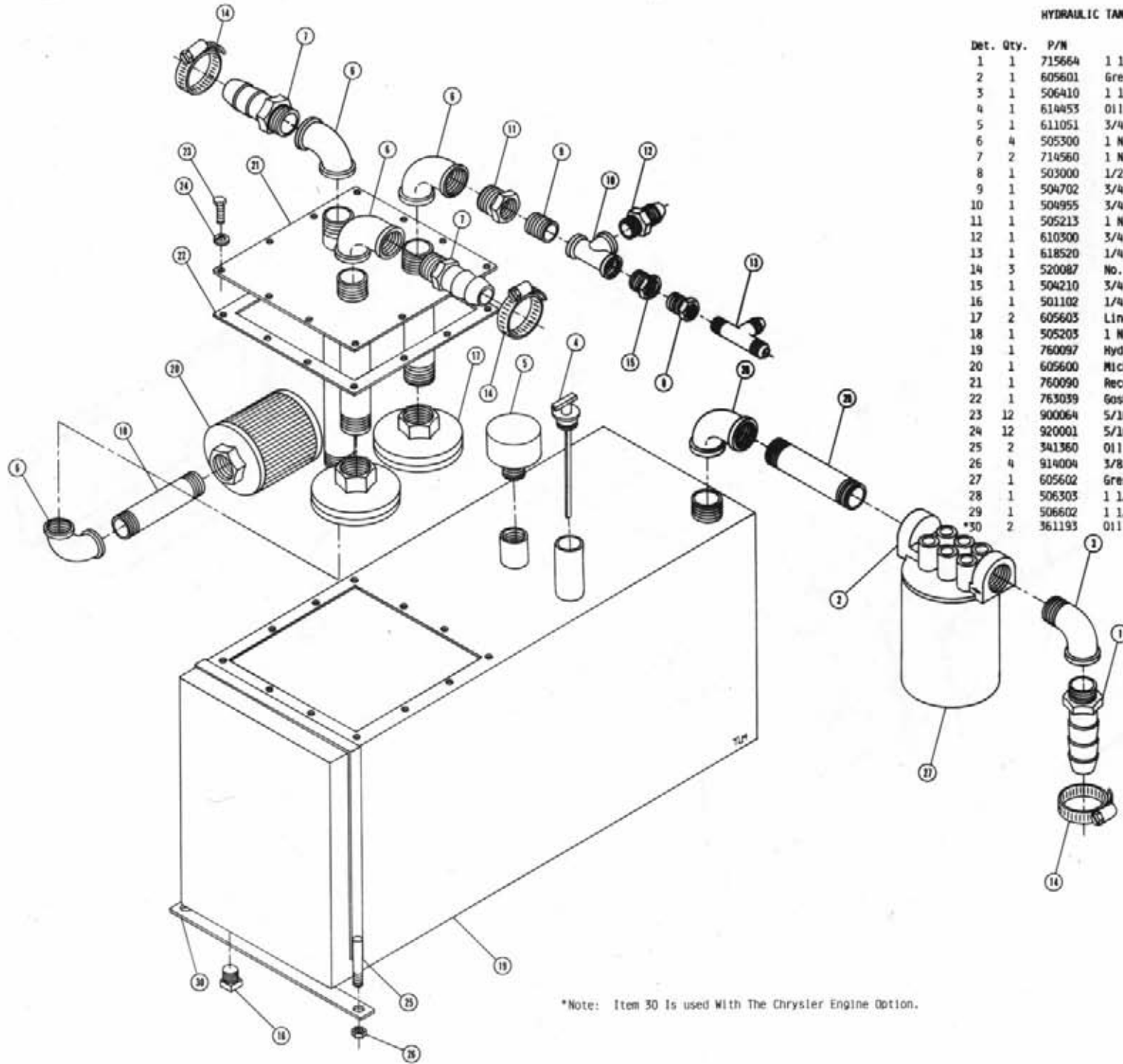


FUEL TANK ASSEMBLY

| Det. | Qty. | P/N | Description |
|------|------|--------|----------------------------|
| 1 | 1 | 291428 | Fuel Sender |
| 2 | 5 | 473902 | #8 x 1/2 Pan Head Screw |
| 3 | 2 | 501102 | 1/4 Pipe Plug |
| 4 | 1 | 760091 | Fuel Tank Weldment |
| 5 | 1 | 761200 | Gas Cap |
| 6 | 2 | 783303 | 1/4 x 5/16 Hose Barb |
| 7 | 6 | 900264 | 1/2 x 1 1/4 Hex Bolt |
| 8 | 6 | 914008 | 1/2 UNC Lock Nut |
| 9 | 1 | 501450 | 1/4 NPT x 90° Street Elbow |

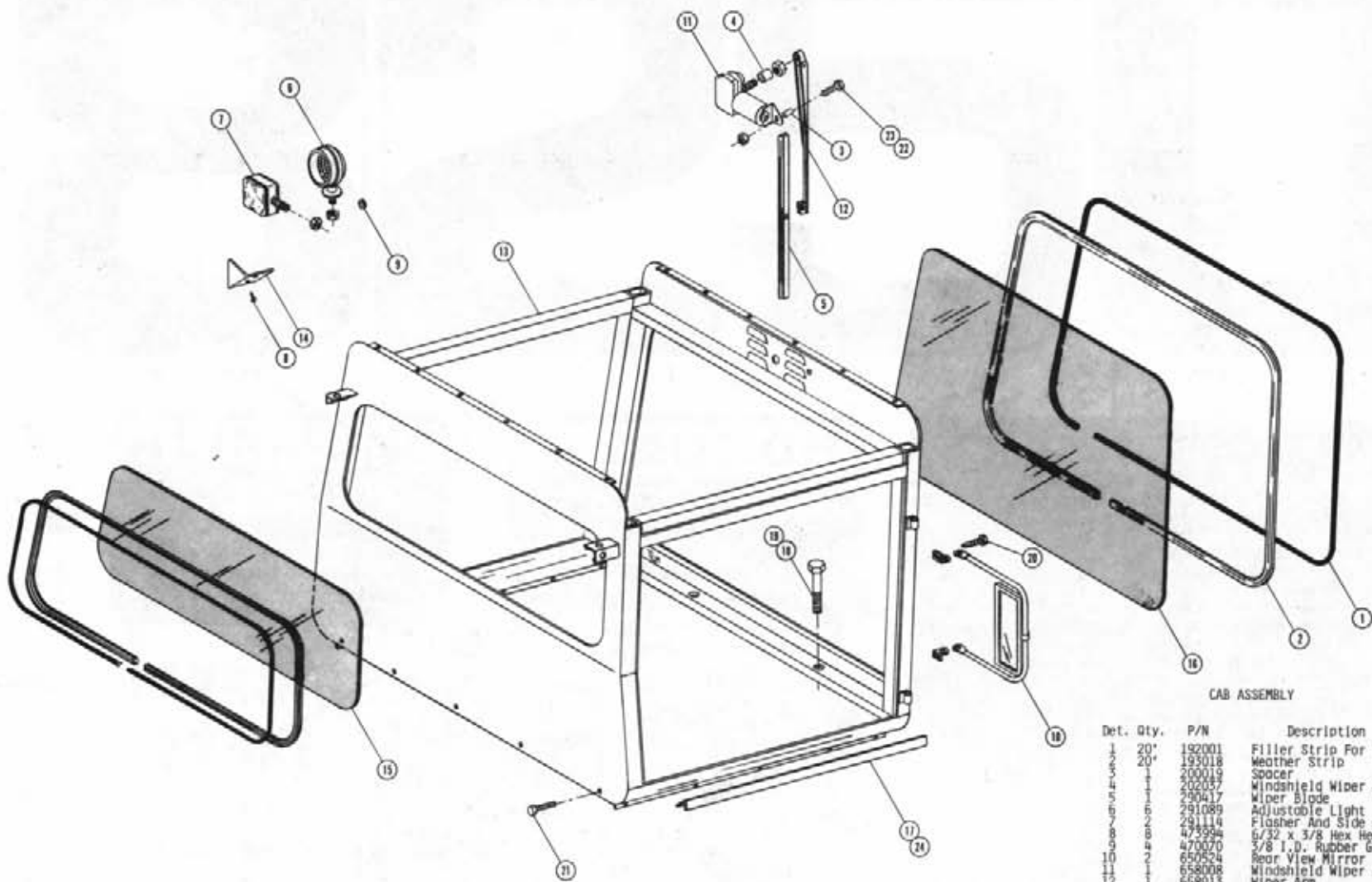
Note: Items 6 And 9 Are Used With The Diesel Option.
Item 3 Is Used With The Gas Option.

HYDRAULIC TANK ASSEMBLY



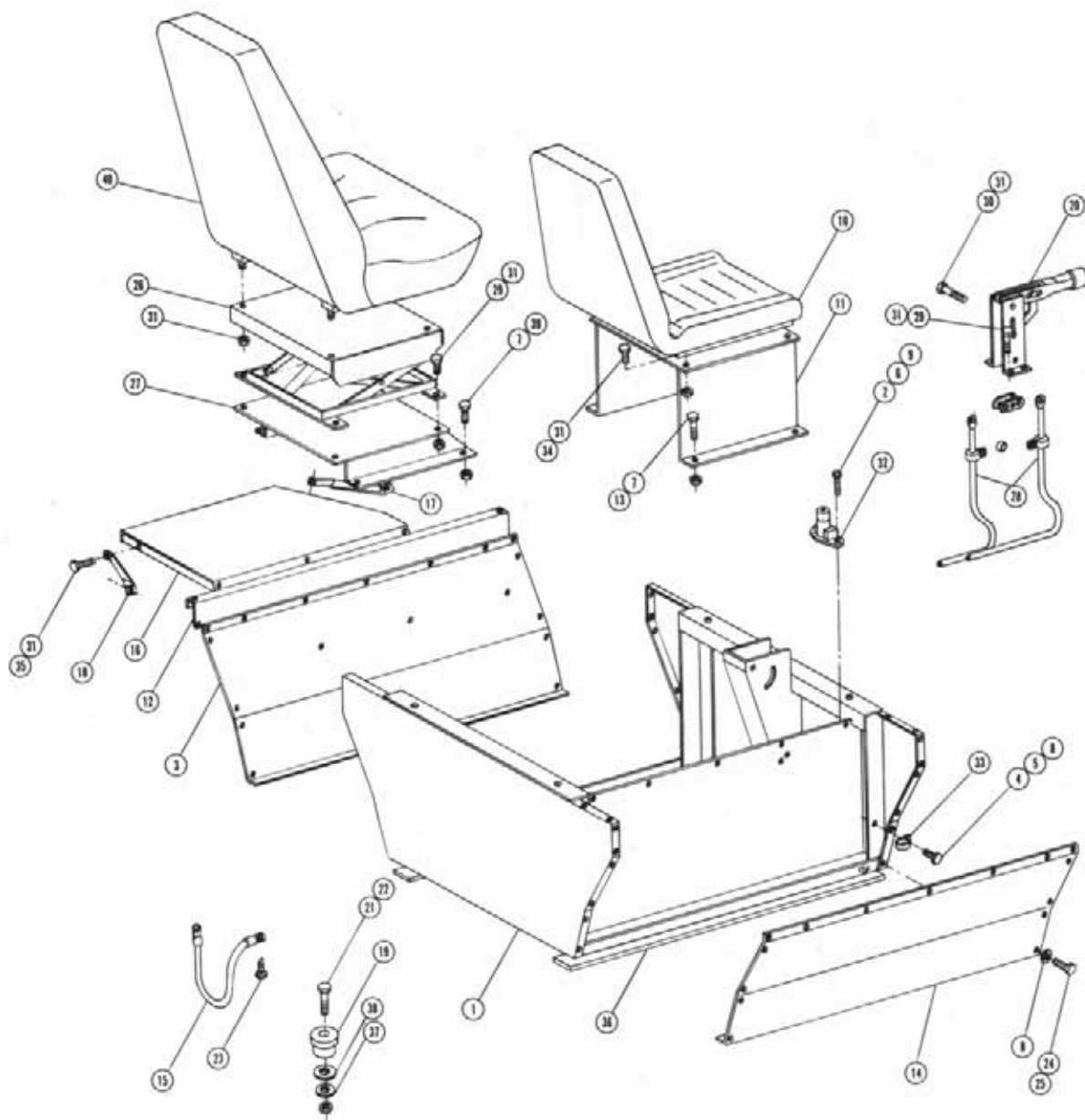
| Det. Qty. | P/N | Description |
|-----------|--------|------------------------------------|
| 1 | 715664 | 1 1/4 NPT x 1 Hose Barb |
| 2 | 605601 | Gresen Filter |
| 3 | 506410 | 1 1/4 NPT x 90° Street Elbow |
| 4 | 614453 | Oil Dip Stick |
| 5 | 611051 | 3/4 NPT Pressure Cap |
| 6 | 505300 | 1 NPT x 90° Elbow |
| 7 | 714560 | 1 NPT x 1 Hose Barb |
| 8 | 503000 | 1/2 NPT To 1/4 NPT Reducer Bushing |
| 9 | 504702 | 3/4 NPT Close Nipple |
| 10 | 504955 | 3/4 NPT Pipe Tee |
| 11 | 505213 | 1 NPT To 3/4 NPT Reducer Bushing |
| 12 | 610300 | 3/4 NPT x 3/4 MJIC |
| 13 | 618520 | 1/4 NPT Run Tee x 9/16 MJIC |
| 14 | 520087 | No. 20 Hose Clamp |
| 15 | 504210 | 3/4 NPT To 1/2 NPT Reducer Bushing |
| 16 | 501102 | 1/4 NPT Pipe Plug |
| 17 | 605603 | Line Diffuser |
| 18 | 505203 | 1 NPT x 4 Pipe Nipple |
| 19 | 760097 | Hydraulic Oil Tank Weldment |
| 20 | 605600 | Michigan Filter |
| 21 | 760090 | Receiver Plate Weldment |
| 22 | 763039 | Gasket |
| 23 | 900064 | 5/16 UNC x 3/4 Hex Bolt |
| 24 | 920001 | 5/16 SAE Flat Washer |
| 25 | 341360 | Oil Tank Strap Weldment |
| 26 | 914004 | 3/8 UNC Lock Nut |
| 27 | 605602 | Gresen Filter Element |
| 28 | 506303 | 1 1/4 NPT x 90° Elbow |
| 29 | 506602 | 1 1/4 NPT x 2 1/2 Pipe Nipple |
| *30 | 361193 | Oil Tank Spacer |

*Note: Item 30 Is used With The Chrysler Engine Option.



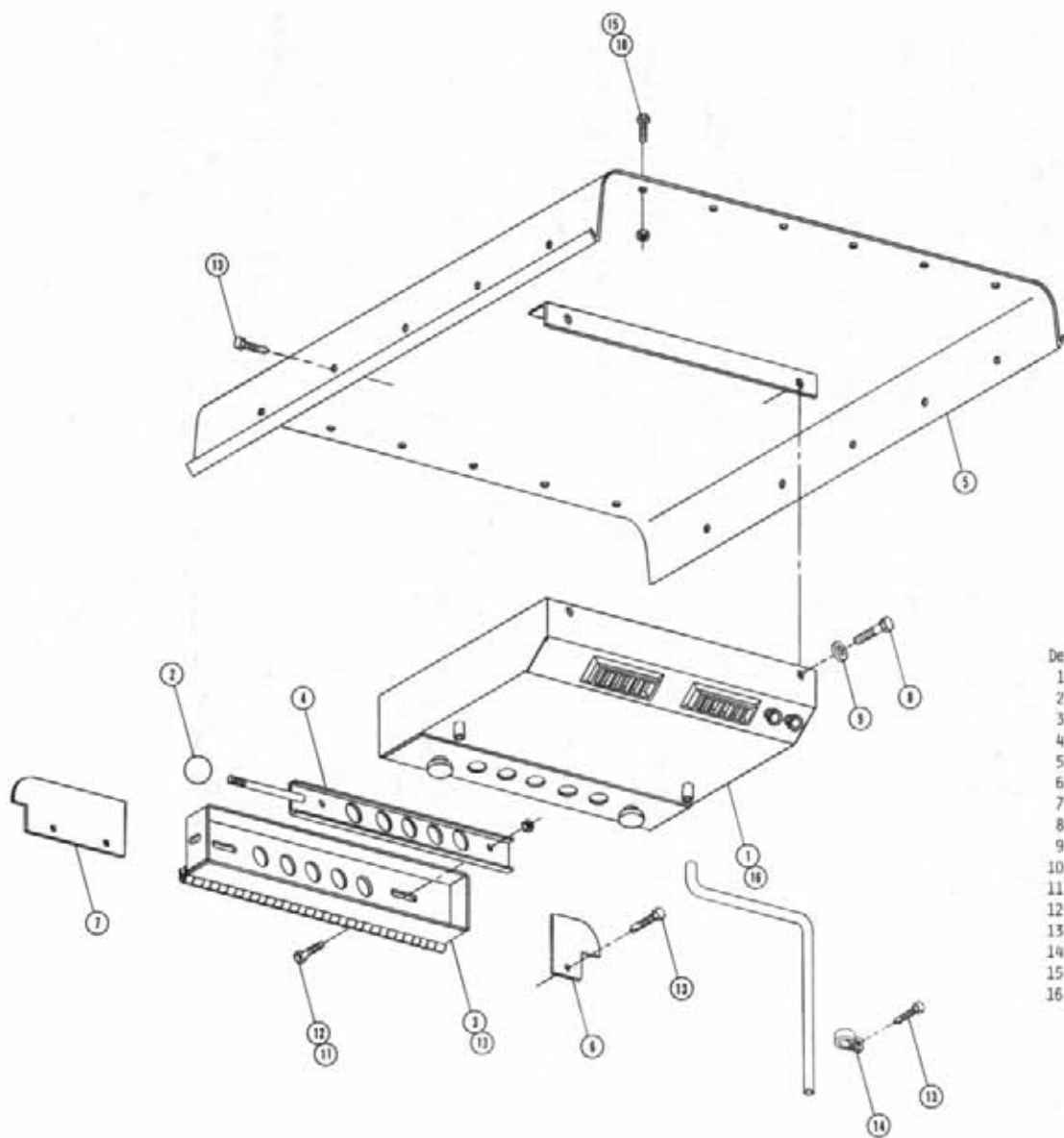
CAB ASSEMBLY

| Det. | Qty. | P/N | Description |
|------|------|--------|---------------------------------|
| 1 | 20' | 192001 | Filler Strip For Weather Strip |
| 2 | 20' | 193018 | Weather Strip |
| 3 | 1 | 200019 | Spacer |
| 4 | 1 | 202037 | Windshield Wiper Spacer |
| 5 | 1 | 290417 | Wiper Blade |
| 6 | 6 | 291089 | Adjustable Light |
| 7 | 2 | 291114 | Flasher And Side Marker Light |
| 8 | 8 | 473994 | 6/32 x 3/8 Hex Head Metal Screw |
| 9 | 4 | 470070 | 3/8 I.D. Rubber Grommet |
| 10 | 2 | 650524 | Rear View Mirror |
| 11 | 1 | 658008 | Windshield Wiper Motor |
| 12 | 1 | 658013 | Wiper Arm |
| 13 | 1 | 659402 | Cab Weldment |
| 14 | 4 | 659421 | Worklight Bracket Cover |
| 15 | 1 | 659424 | Rear Cab Glass |
| 16 | 1 | 659425 | Front Cab Glass |
| 17 | 2 | 659467 | Cab Foam Keeper Angle |
| 18 | 4 | 900270 | 1/2 UNC x 3 Hex Bolt |
| 19 | 4 | 914008 | 1/2 UNC Lock Nut |
| 20 | 8 | 472349 | 1/4 x 3/4 Self-Tapping Screw |
| 21 | 10 | 470118 | 1/4 UNC x 3/4 Flanged Bolt |
| 22 | 1 | 914000 | 1/4 UNC Lock Nut |
| 23 | 1 | 900005 | 1/4 UNC x 1 1/2 Hex Bolt |
| 24 | 10 | 485052 | 1/8 x 5/8 Pop Rivet |



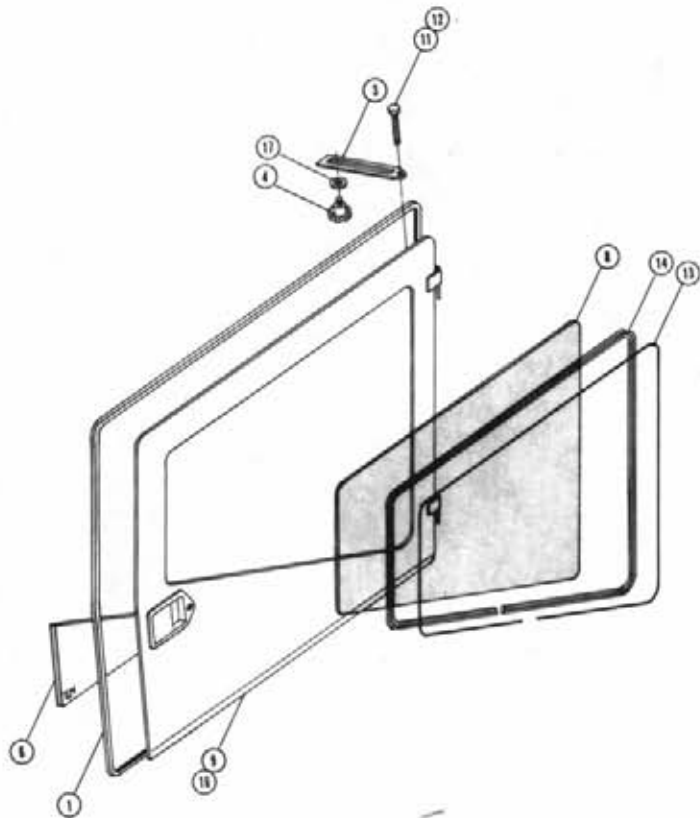
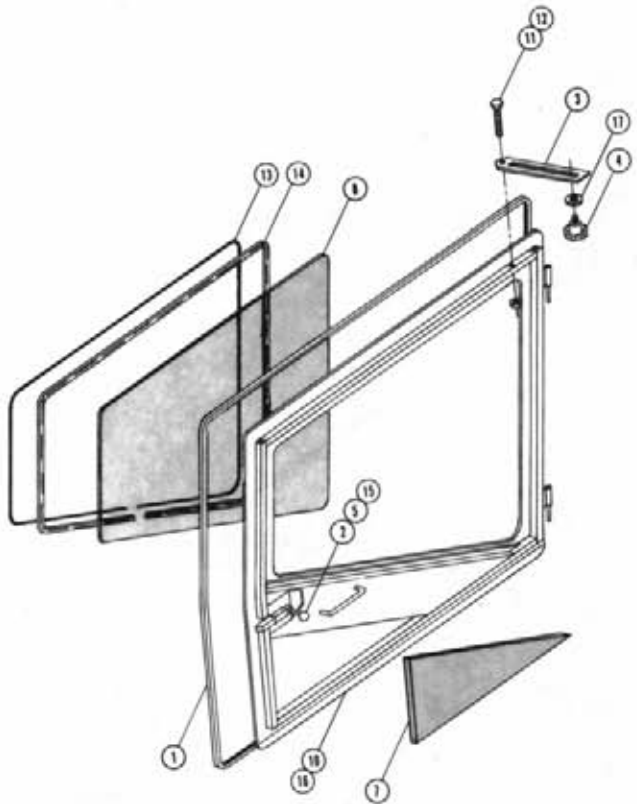
OPERATOR STATION ASSEMBLY

| Det. | Qty. | P/N | Description |
|------|------|--------|-----------------------------------|
| 1 | 1 | 341368 | Operator Station Weldment |
| 2 | 2 | 903893 | No. 10-32 x 1 Round Machine Screw |
| 3 | 1 | 659600 | Left Outside Station Panel |
| 4 | 1 | 914000 | 1/4 UNC Lock Nut |
| 5 | 1 | 900002 | 1/4 UNC x 3/4 Hex Bolt |
| 6 | 2 | 914027 | No. 10-32 Lock Nut |
| 7 | 8 | 914004 | 3/8 UNC Lock Nut |
| 8 | 31 | 920000 | 1/4 SAE Flat Washer |
| 9 | 2 | 920510 | No. 10 Lock Washer |
| 10 | 1 | 330002 | Seat |
| 11 | 1 | 341336 | Seat Mount Weldment |
| 12 | 1 | 659564 | Lower Canopy Deflector |
| 13 | 4 | 900128 | 3/8 UNC x 3/4 Hex Bolt |
| 14 | 1 | 659572 | Right Outside Station Panel |
| 15 | 1 | 290107 | Ground Strap |
| 16 | 1 | 341404 | Operator Station Step Weldment |
| 17 | 1 | 341414 | Front Operator Station Step Brace |
| 18 | 1 | 341415 | Rear Operator Station Step Brace |
| 19 | 4 | 311032 | Engine Isolator |
| 20 | 1 | 826108 | Brake Lever Assembly |
| 21 | 4 | 900269 | 1/2 UNC x 2 3/4 Hex Bolt |
| 22 | 4 | 914008 | 1/2 UNC Lock Nut |
| 23 | 2 | 472349 | 1/4 UNC x 3/4 Self-Tapping Screw |
| 24 | 30 | 470118 | 1/4 UNC x 3/4 Flanged Hex Bolt |
| 25 | 31 | 470086 | 1/4 UNC Nutsert |
| 26 | 1 | 330015 | Suspension Assembly |
| 27 | 1 | 341554 | Seat Mount Weldment |
| 28 | 2 | 826926 | 190" Brake Cable |
| 29 | 8 | 900064 | 5/16 UNC x 3/4 Hex Bolt |
| 30 | 1 | 900067 | 5/16 UNC x 1 1/2 Hex Bolt |
| 31 | 21 | 914002 | 5/16 UNC Lock Nut |
| 32 | 1 | 290412 | Dimmer Switch |
| 33 | 1 | 520121 | Cushion Hose Clamp |
| 34 | 4 | 901064 | 5/16 UNC x 3/4 Carriage Bolt |
| 35 | 4 | 900065 | 5/16 UNC x 1 Hex Bolt |
| 36 | 2 | 659579 | Foam 2" x 40" |
| 37 | 4 | 483041 | 1/2 Regular Flat Washer |
| 38 | 4 | 483037 | 5/8 Regular Flat Washer |
| 39 | 4 | 900129 | 3/8 UNC x 1 Hex Bolt |
| 40 | 1 | 330014 | Trimline Seat |



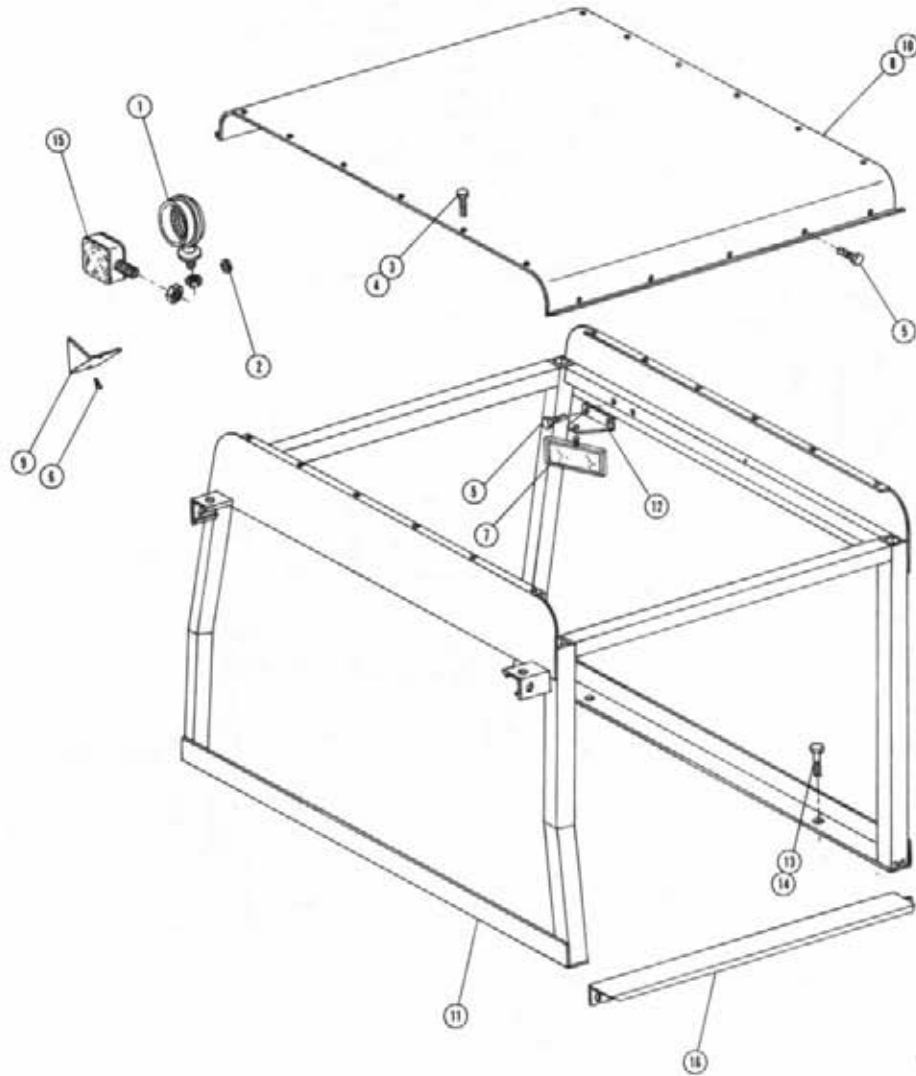
AIR CONDITIONER ASSEMBLY AND ROOF

| Det. | Qty. | P/N | Description |
|------|------|--------|--|
| 1 | 1 | 657303 | A/C Evaporator Installation Kit |
| 2 | 1 | 659291 | 3/8 x 1 Ball Knob |
| 3 | 1 | 659439 | Air Conditioner Housing Mount Weldment |
| 4 | 1 | 659442 | Outside Air Slide Weldment |
| 5 | 1 | 659445 | Cab Roof Weldment |
| 6 | 1 | 659448 | Right Cab Roof Gusset |
| 7 | 1 | 759449 | Left Cab Roof Gusset |
| 8 | 2 | 900130 | 3/8 UNC x 1 1/4 Hex Bolt |
| 9 | 2 | 920002 | 3/8 SAE Flat Washer |
| 10 | 12 | 470118 | 1/4 UNC x 3/4 Flanged Hex Bolt |
| 11 | 2 | 914000 | 1/4 UNC Lock Nut |
| 12 | 2 | 900000 | 1/4 UNC x 1/2 Hex Bolt |
| 13 | 22 | 472349 | 1/4 x 3/4 Self-Tapping Screw |
| 14 | 4 | 520117 | 5/8 Cushion Hose Clamp |
| 15 | 12 | 470121 | 1/4-20 Flanged Lock Nut |
| 16 | 1 | 657333 | A/C Blower And Evaporator Kit |



DOOR ASSEMBLY

| Det. | Qty. | P/N | Description |
|------|------|--------|--------------------------|
| 1 | 24" | 193028 | Snap-On Seal |
| 2 | 2 | 470077 | 3/8 UNC x 1 3/4 Stud |
| 3 | 2 | 659159 | Door Catch Slide |
| 4 | 2 | 470024 | 3/8 UNC Plastic Knob |
| 5 | 2 | 659292 | 1 7/8 Ball Knob |
| 6 | 1 | 659384 | Foam, Right Door Panel |
| 7 | 1 | 659386 | Foam, Left Door Panel |
| 8 | 2 | 659426 | Cab Door Glass |
| 9 | 1 | 659427 | Right Cab Door Weldment |
| 10 | 1 | 659436 | Left Cab Door Weldment |
| 11 | 2 | 900004 | 1/4 UNC x 1 1/4 Hex Bolt |
| 12 | 2 | 914000 | 1/4 UNC Lock Nut |
| 13 | 18" | 192001 | Filler Strip |
| 14 | 18" | 193010 | Self Seal Weather Strip |
| 15 | 2 | 910004 | 3/8 UNC Hex Nut |
| 16 | 4 | 435052 | 1/8 x 3/8 Pop Rivet |
| 17 | 2 | 920002 | 3/8 Flat Washer |



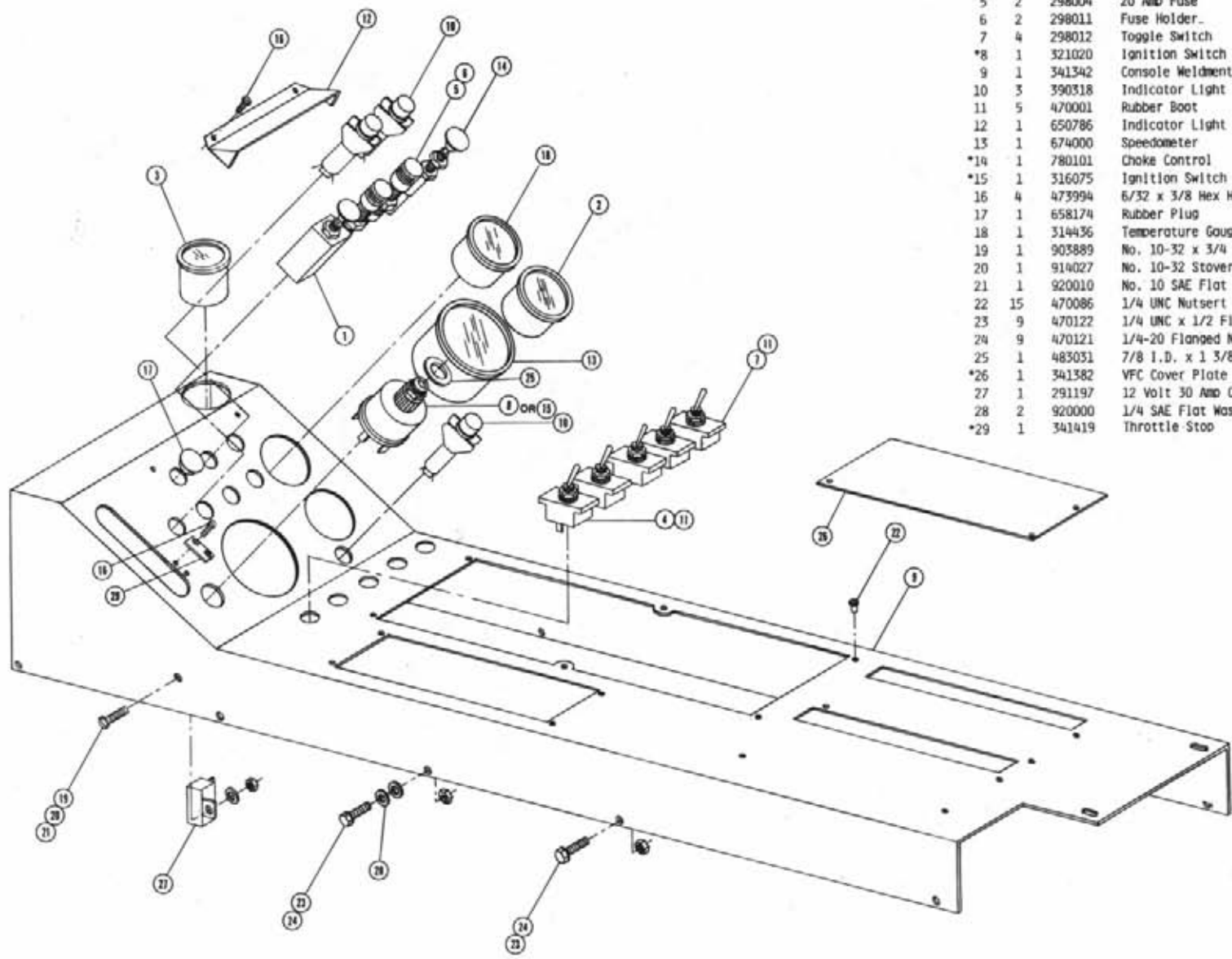
CANOPY ASSEMBLY

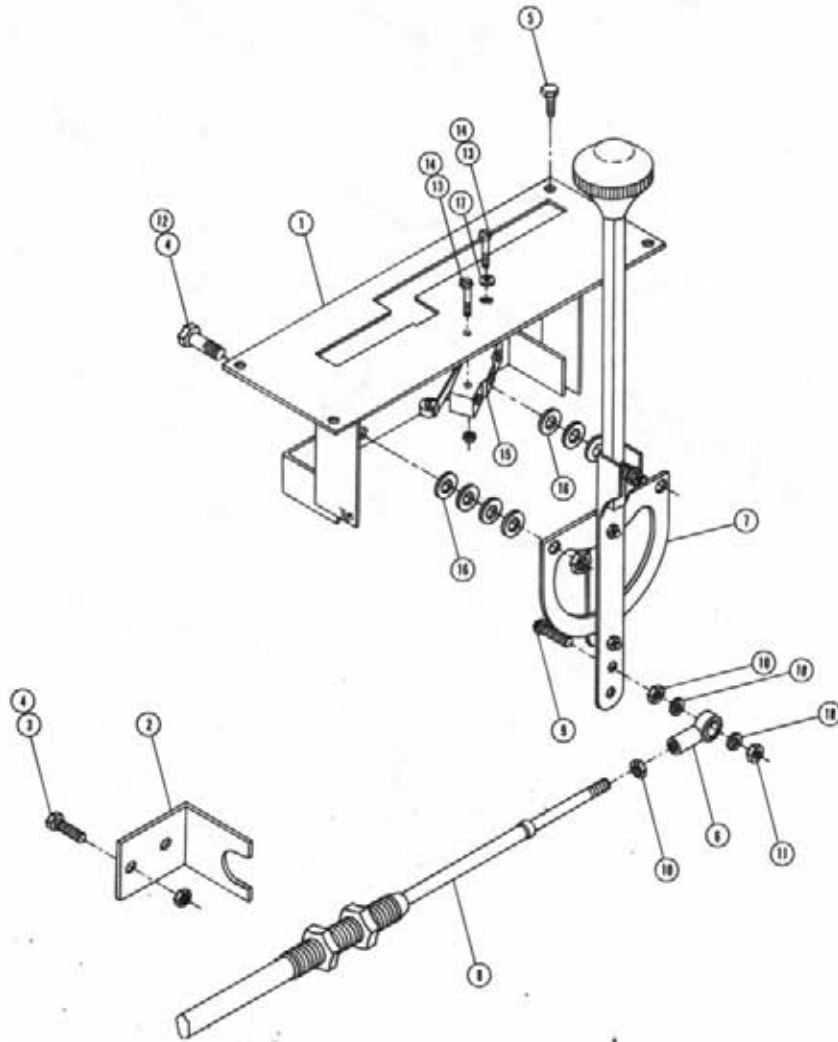
| Det. Qty. | P/N | Description |
|-----------|--------|-------------------------------------|
| 1 | 291089 | Adjustable Light |
| 2 | 470070 | 3/8 I.D. Rubber Grommet |
| 3 | 470118 | 1/4 UNC x 3/4 Flanged Hex Bolt |
| 4 | 470121 | 1/4-20 Flanged Nut |
| 5 | 472349 | 1/4 x 3/4 Self-Tapping Screw |
| 6 | 473994 | 6/32 x 3/8 Hex Head Metal Screw |
| 7 | 650524 | Outside Rear View Mirror |
| 8 | 659383 | Roof Foam |
| 9 | 659421 | Work Light Bracket Cover |
| 10 | 659446 | Cab Roof |
| 11 | 659508 | Canopy Weldment |
| 12 | 659565 | Rear View Mirror Mounting Bracket |
| 13 | 900265 | 1/2 UNC x 1 1/2 Hex Bolt |
| 14 | 914008 | 1/2 UNC Lock Nut |
| 15 | 291114 | Flasher And Side Marker Light |
| 16 | 659603 | Right Lower Canopy Deflector Shield |

CONSOLE ASSEMBLY

- *Note: 1. For Chrysler Option Delete Item 15 And 29.
 2. For Onan Option Delete Items 4, 8, And 29.
 3. For Perkins Option Delete Items 4, 8, And 14.
 4. For Stainless Steel Tank Option Delete Item 26.

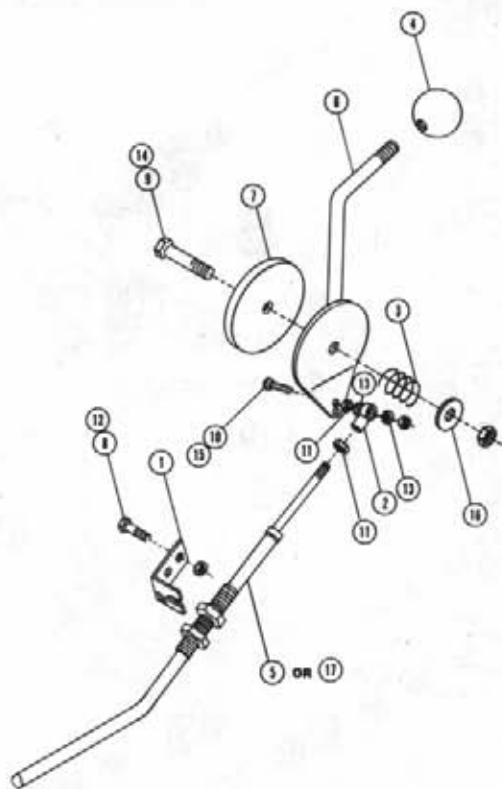
| Det. | Qty. | P/N | Description |
|------|------|--------|--|
| 1 | 1 | 290046 | Two Position Light Switch |
| 2 | 1 | 290401 | Fuel Gauge |
| 3 | 1 | 291203 | Hour Meter |
| *4 | 1 | 291204 | RPM-MPH Switch |
| 5 | 2 | 298004 | 20 Amp Fuse |
| 6 | 2 | 298011 | Fuse Holder |
| 7 | 4 | 298012 | Toggle Switch |
| *8 | 1 | 321020 | Ignition Switch For Gas Option |
| 9 | 1 | 341342 | Console Weldment |
| 10 | 3 | 390318 | Indicator Light |
| 11 | 5 | 470001 | Rubber Boot |
| 12 | 1 | 650786 | Indicator Light Sun Shield |
| 13 | 1 | 674000 | Speedometer |
| *14 | 1 | 780101 | Choke Control |
| *15 | 1 | 316075 | Ignition Switch For Diesel Option |
| 16 | 4 | 473994 | 5/32 x 3/8 Hex Head Metal Screw |
| 17 | 1 | 658174 | Rubber Plug |
| 18 | 1 | 314436 | Temperature Gauge |
| 19 | 1 | 903889 | No. 10-32 x 3/4 Round Head Machine Screw |
| 20 | 1 | 914027 | No. 10-32 Stover Nut |
| 21 | 1 | 920010 | No. 10 SAE Flat Washer |
| 22 | 15 | 470086 | 1/4 UNC Nutsert |
| 23 | 9 | 470122 | 1/4 UNC x 1/2 Flanged Hex Bolt |
| 24 | 9 | 470121 | 1/4-20 Flanged Nut |
| 25 | 1 | 483031 | 7/8 I.D. x 1 3/8 O.D. Washer |
| *26 | 1 | 341382 | VFC Cover Plate |
| 27 | 1 | 291197 | 12 Volt 30 Amp Circuit Breaker |
| 28 | 2 | 920000 | 1/4 SAE Flat Washer |
| *29 | 1 | 341419 | Throttle Stop |





HYDROSTATIC LEVER ASSEMBLY

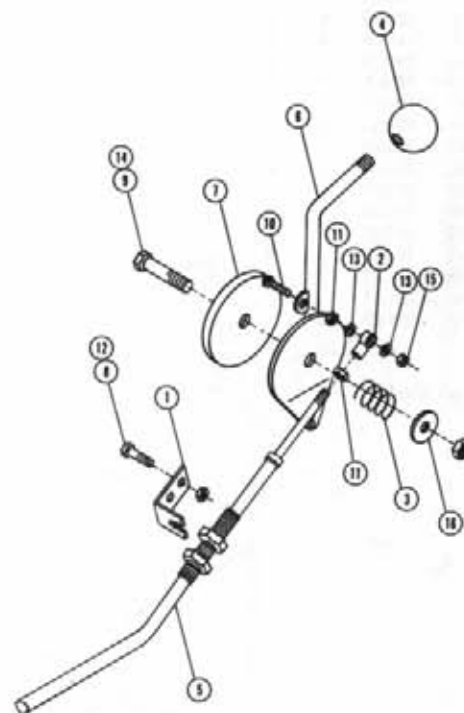
| Det. | Qty. | P/N | Description |
|------|------|--------|---|
| 1 | 1 | 341501 | Hydrostatic Control Lever Mount |
| 2 | 1 | 341188 | Console Throttle Cable Bracket |
| 3 | 2 | 900000 | 1/4 UNC x 1/2 Hex Bolt |
| 4 | 4 | 914000 | 1/4 UNC Stover Nut |
| 5 | 4 | 470122 | 1/4-20 x 1/2 Flanged Hex Bolt |
| 6 | 1 | 473921 | No. 10-32 Ball Joint |
| 7 | 1 | 606864 | Control Lever |
| 8 | 1 | 785053 | Hydrostatic Cable 95" |
| 9 | 1 | 903893 | No. 10-32 x 1 Round Head Screw |
| 10 | 2 | 910027 | No. 10 UNF Hex Nut |
| 11 | 1 | 914027 | No. 10-32 Stover Nut |
| 12 | 2 | 900003 | 1/4 UNC x 1 Hex Bolt |
| 13 | 2 | 910022 | No. 6-32 Hex Bolt |
| 14 | 2 | 473993 | No. 6-32 x 1 1/8 Hex Head Machine Screw |
| 15 | 1 | 293006 | Micro Switch |
| 16 | 8 | 920000 | 1/4 SAE Flat Washer |
| 17 | 1 | 920011 | No. 6 SAE Flat Washer |
| 18 | 2 | 920510 | No. 10 Lock Washer |



CHRYSLER & PERKINS THROTTLE LEVER ASSEMBLY

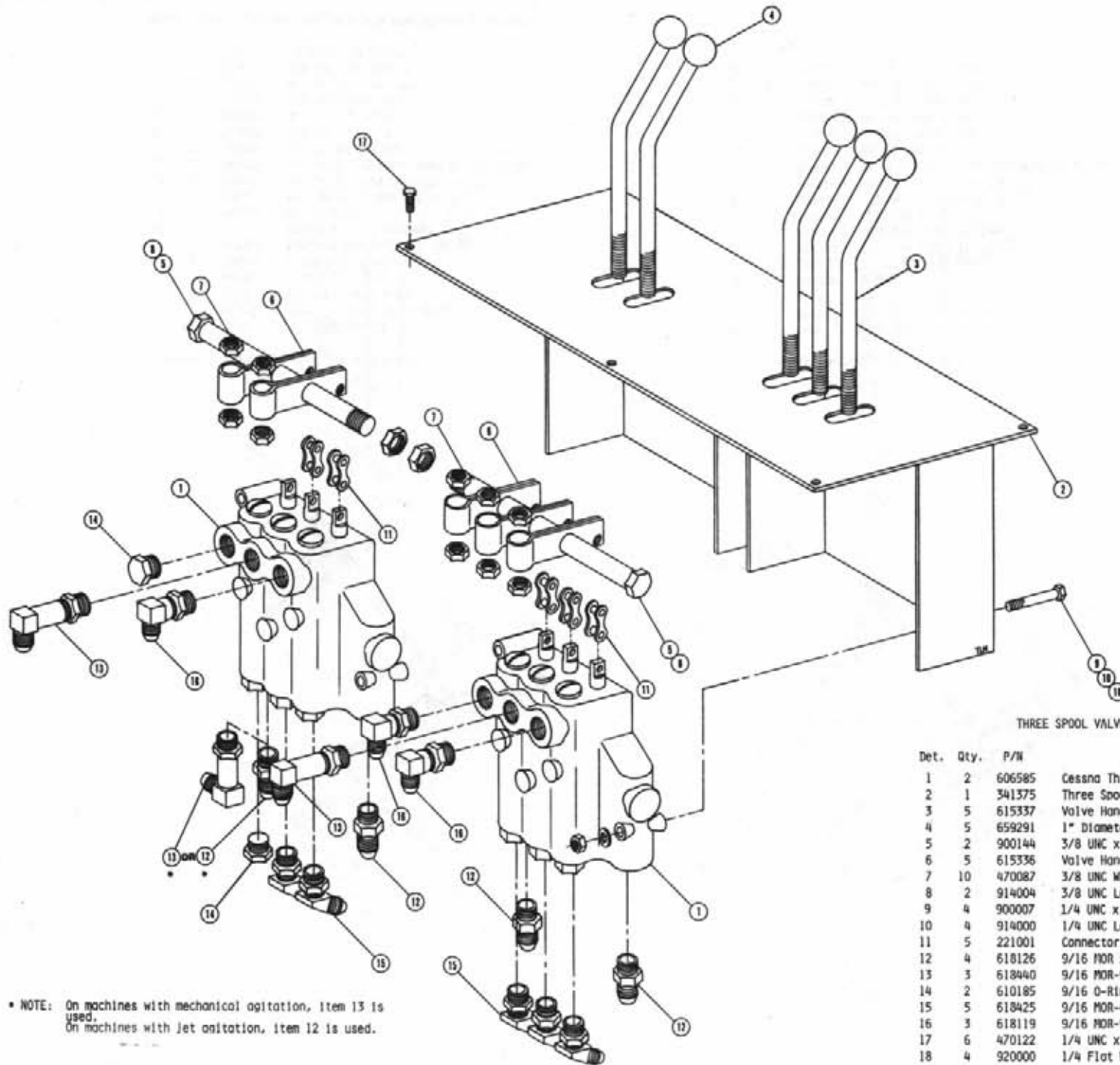
| Det. Qty. | P/N | Description |
|-----------|--------|--|
| 1 | 341188 | Throttle Cable Mount Angle |
| 2 | 473921 | No. 10-32 Ball Joint |
| 3 | 499001 | Spring |
| 4 | 659292 | 1 7/8 Ball Knob |
| 5 | 785003 | Throttle Cable 112" |
| 6 | 785040 | Throttle Lever Weldment |
| 7 | 785046 | Friction Disc |
| 8 | 900000 | 1/4 UNC x 1/2 Hex Bolt |
| 9 | 900170 | 3/8 UNC x 2 1/4 Hex Bolt |
| 10 | 903893 | No. 10-32 x 1 Round Head Machine Screw |
| 11 | 910027 | No. 10 UNF Hex Nut |
| 12 | 914000 | 1/4 UNC Stover Nut |
| 13 | 920510 | No. 10 Lock Washer |
| 14 | 914004 | 3/8 UNC Stover Nut |
| 15 | 914027 | No. 10-32 Stover Nut |
| 16 | 920002 | 3/8 SAE Flat Washer |
| *17 | 785054 | Throttle Cable 128" |

*Note: Item 17 is Used Only With The Perkins Engine Option.



QMAN THROTTLE LEVER ASSEMBLY

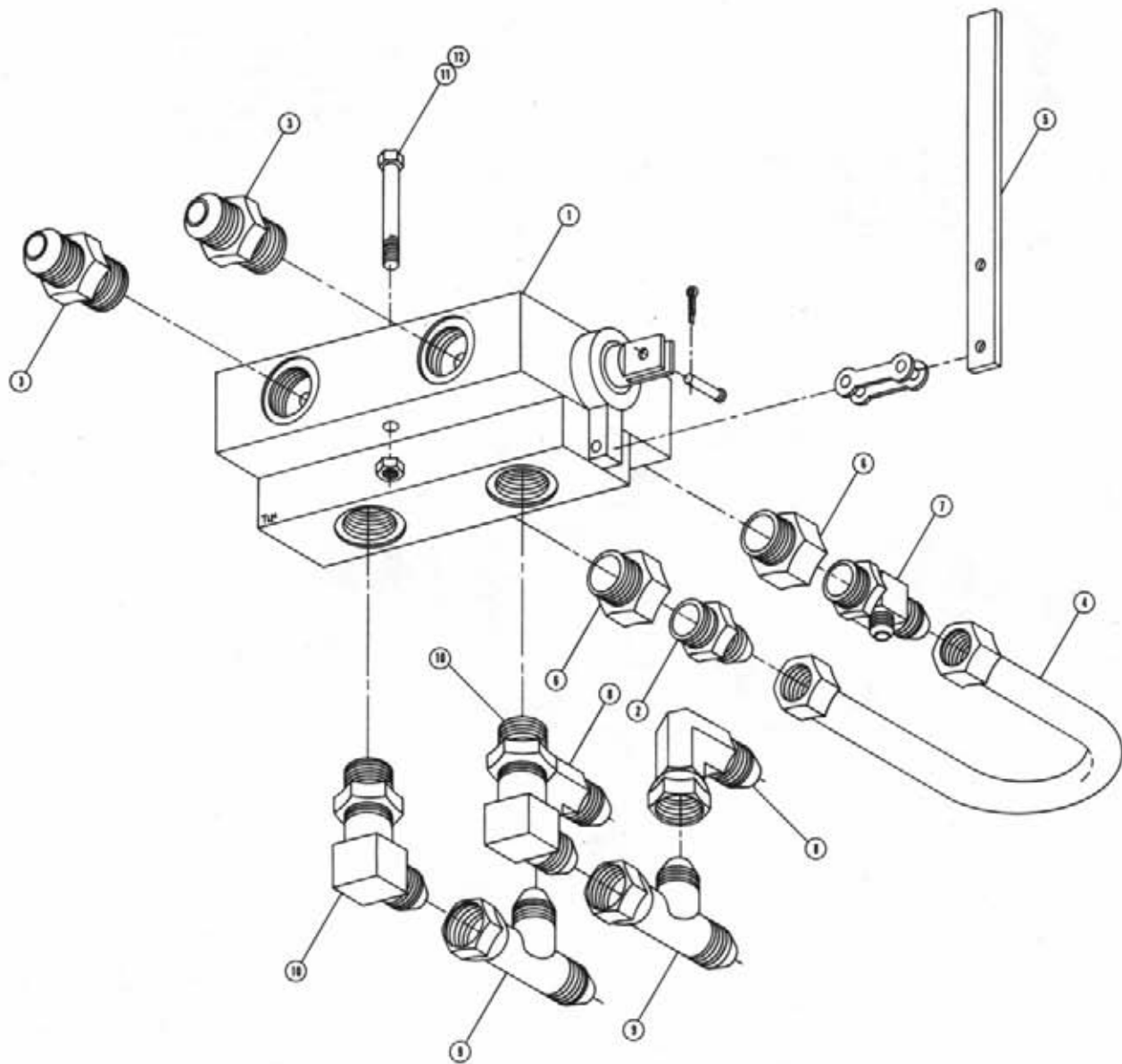
| Det. Qty. | P/N | Description |
|-----------|--------|--|
| 1 | 341188 | Throttle Cable Mount Angle |
| 2 | 473921 | No. 10-32 Ball Joint |
| 3 | 499001 | Spring |
| 4 | 659292 | 1 7/8 Dia. Ball Knob |
| 5 | 785003 | Throttle Cable 112" |
| 6 | 785060 | Throttle Lever Weldment |
| 7 | 785046 | Friction Disc |
| 8 | 900000 | 1/4 UNC x 1/2 Hex Bolt |
| 9 | 900170 | 3/8 UNC x 2 1/4 Hex Bolt |
| 10 | 903893 | No. 10-32 x 1 Round Head Machine Screw |
| 11 | 910027 | No. 10 UNF Hex Bolt |
| 12 | 914000 | 1/4 UNC Stover Nut |
| 13 | 920510 | No. 10 Lock Washer |
| 14 | 914004 | 3/8 UNC Stover Nut |
| 15 | 914027 | No. 10-32 Stover Nut |
| 16 | 920002 | 3/8 SAE Flat Washer |



THREE SPOOL VALVE ASSEMBLY

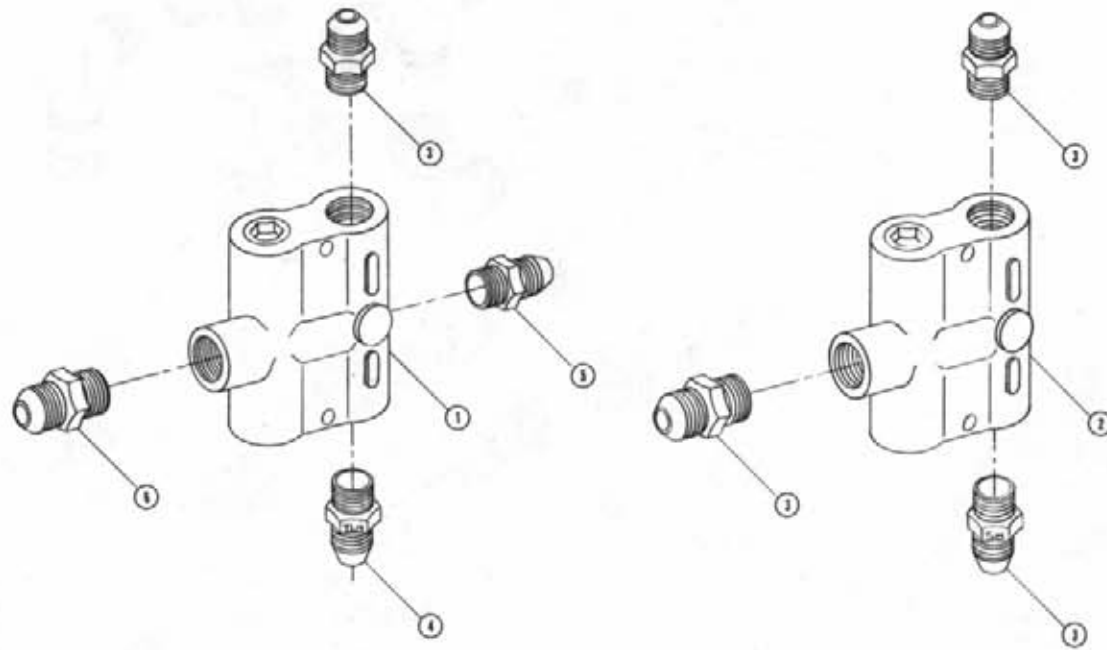
| Det. | Qty. | P/N | Description |
|------|------|--------|----------------------------------|
| 1 | 2 | 606585 | Cessna Three Spool Valve |
| 2 | 1 | 341375 | Three Spool Valve Mount Weldment |
| 3 | 5 | 615337 | Valve Handle |
| 4 | 5 | 659291 | 1" Diameter Ball |
| 5 | 2 | 900144 | 3/8 UNC x 6 1/2 Hex Bolt |
| 6 | 5 | 615336 | Valve Handle Link |
| 7 | 10 | 470087 | 3/8 UNC Whiz Nut |
| 8 | 2 | 914004 | 3/8 UNC Lock Nut |
| 9 | 4 | 900007 | 1/4 UNC x 2 Hex Bolt |
| 10 | 4 | 914000 | 1/4 UNC Lock Nut |
| 11 | 5 | 221001 | Connector Link Clip |
| 12 | 4 | 618126 | 9/16 MOR x 9/16 MJIC |
| 13 | 3 | 618440 | 9/16 MOR-90°-9/16 Long JIC |
| 14 | 2 | 610185 | 9/16 O-Ring Plug |
| 15 | 5 | 618425 | 9/16 MOR-45°-9/16 MJIC |
| 16 | 3 | 618119 | 9/16 MOR-90°-9/16 MJIC |
| 17 | 6 | 470122 | 1/4 UNC x 1/2 Flange Head Bolt |
| 18 | 4 | 920000 | 1/4 Flat Washer |

• NOTE: On machines with mechanical agitation, item 13 is used.
On machines with jet agitation, item 12 is used.



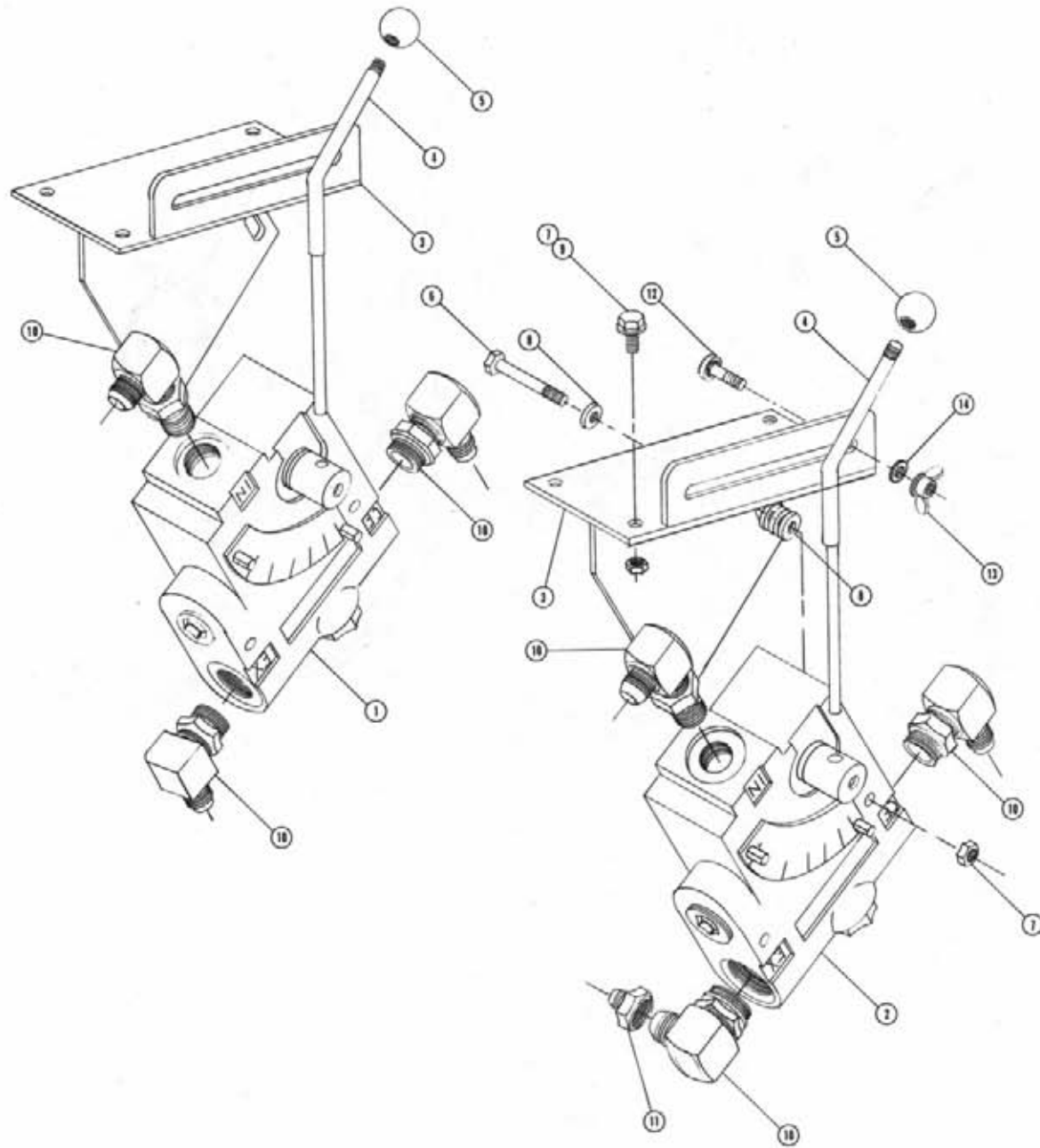
FOUR-WHEEL DRIVE SELECTOR VALVE ASSEMBLY

| Det. | Qty. | P/N | Description |
|------|------|--------|--|
| 1 | 1 | 606003 | Gresen Selector Valve |
| 2 | 1 | 611126 | 7/8 MOR x 7/8 MJIC |
| 3 | 2 | 611127 | 1 1/16 MOR x 1 1/16 MJIC |
| 4 | 1 | 614198 | Four-Wheel Drive U-Tube |
| 5 | 1 | 615592 | Four-Wheel Drive Selector Valve Handle |
| 6 | 2 | 618132 | 1 1/16 MOR x 7/8 FOR |
| 7 | 1 | 618287 | 7/8 MOR x 7/8 MJIC x 9/16 MJIC Tee |
| 8 | 2 | 618301 | 7/8 MJIC x 90° x 7/8 FJIC Swivel |
| 9 | 2 | 618333 | 7/8 FJIC Swivel Run Tee x 7/8 MJIC |
| 10 | 2 | 618535 | 1 1/16 MOR x 90° x 7/8 MJIC |
| 11 | 2 | 900135 | 3/8 UNC x 2 3/4 Hex Bolt |
| 12 | 2 | 914004 | 3/8 UNC Lock Nut |



FLOW DIVIDER ASSEMBLY

| Det. | Qty. | P/N | Description |
|------|------|--------|---------------------|
| 1 | 1 | 607518 | BGR56 Flow Divider |
| 2 | 1 | 607504 | B50 Flow Divider |
| 3 | 4 | 618310 | 7/8 MOR x 9/16 MJIC |
| 4 | 1 | 618327 | 7/8 MOR x 3/4 MJIC |
| 5 | 1 | 618011 | 3/8 NPT x 9/16 MJIC |
| 6 | 1 | 611126 | 7/8 MOR x 7/8 MJIC |

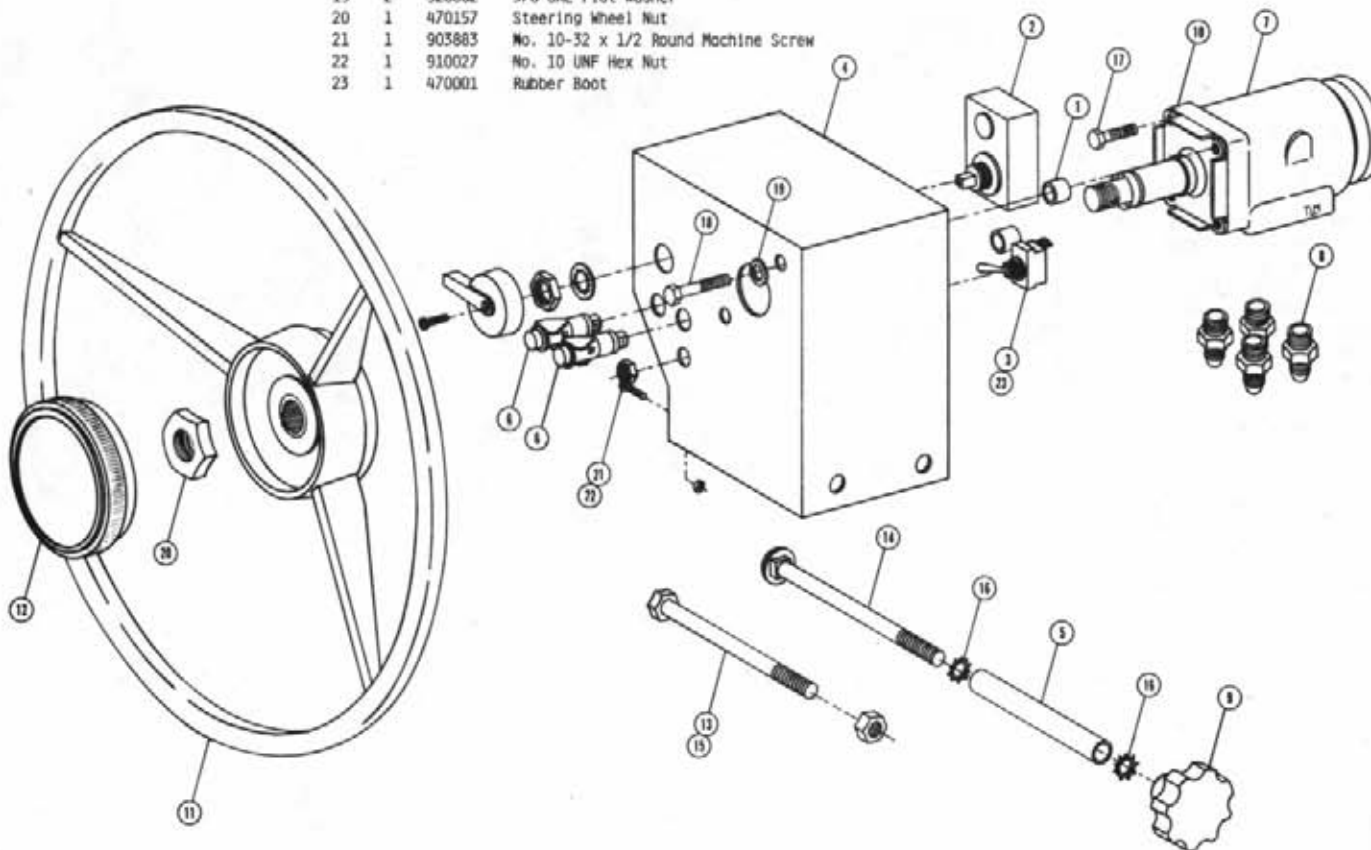


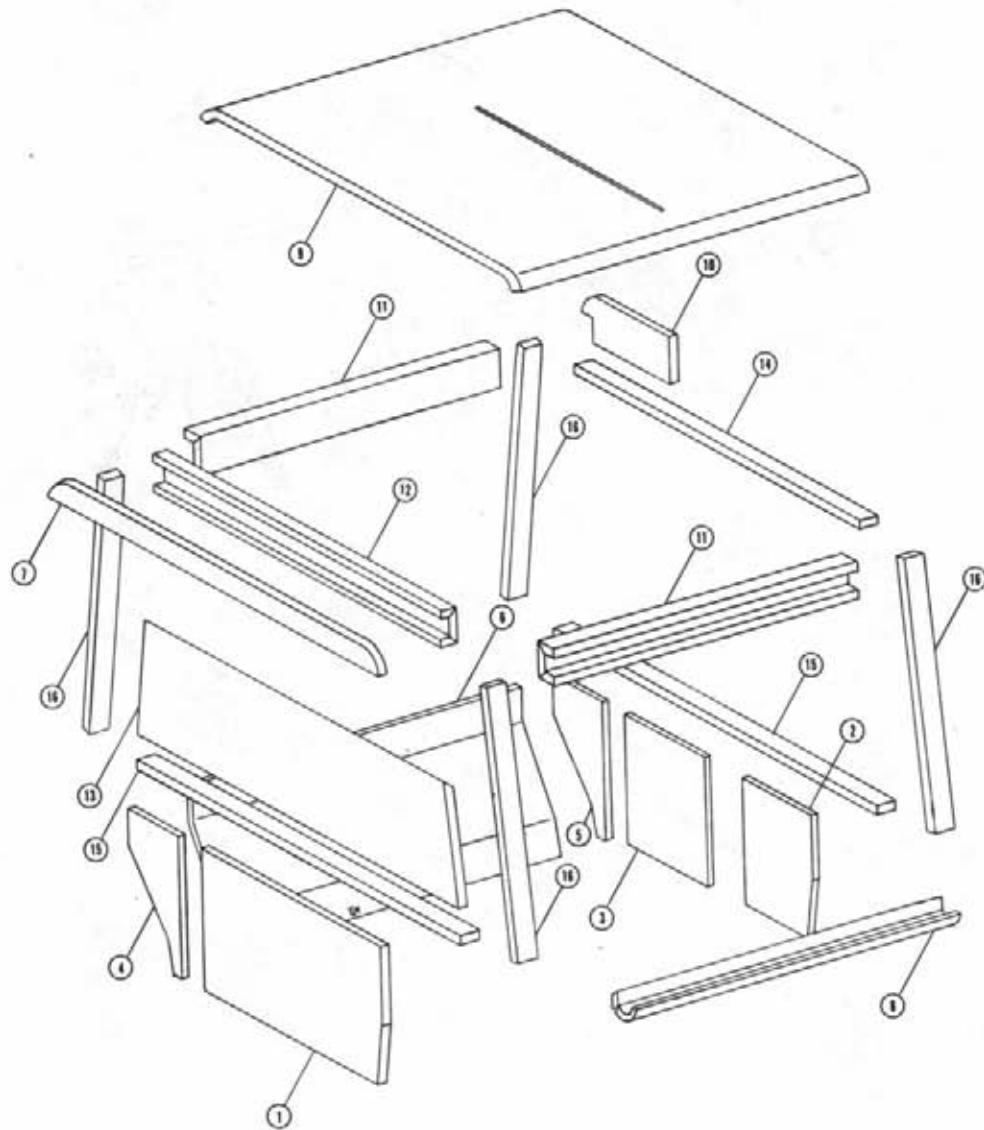
VARIABLE FLOW CONTROL ASSEMBLIES

| Det. | Qty. | P/N | Description |
|------|------|--------|---------------------------------|
| 1 | 1 | 606010 | Solution Variable Flow Control |
| 2 | 1 | 606827 | Agitator Variable Flow Control |
| 3 | 2 | 606837 | Flow Control Mount Weldment |
| 4 | 2 | 615491 | Flow Control Lever Weldment |
| 5 | 2 | 659291 | 1" Diameter Ball Knob |
| 6 | 4 | 900010 | 1/4 UNC x 3 Hex Bolt |
| 7 | 10 | 914000 | 1/4 UNC Lock Nut |
| 8 | 16 | 920000 | 1/4 SAE Flat Washer |
| 9 | 6 | 470118 | 1/4 UNC x 3/4 Flanged Head Bolt |
| 10 | 6 | 618103 | 7/8 MOR-90°-3/4 MJIC |
| 11 | 1 | 618402 | 3/4 FJIC x 9/16 MJIC |
| 12 | 2 | 901064 | 5/16 UNC x 3/4 Carriage Bolt |
| 13 | 2 | 473900 | 5/16 UNC Wing Nut |
| 14 | 2 | 920002 | 3/8 Flat Washer |

STEERING WHEEL ASSEMBLY

| Det. | Qty. | P/N | Description |
|------|------|--------|-------------------------------------|
| 1 | 2 | 200464 | Spacer |
| 2 | 1 | 291088 | Flasher/Turn Signal Switch |
| 3 | 1 | 298012 | Toggle Switch |
| 4 | 1 | 341180 | Steering Column Cover Weldment |
| 5 | 1 | 001266 | Spacer Tube |
| 6 | 2 | 390318 | Indicator Light |
| 7 | 1 | 749150 | Steering Motor |
| 8 | 4 | 618109 | 3/4 MDR x 9/16 M.I.C |
| 9 | 1 | 742502 | Steering Adjustment Knob |
| 10 | 1 | 749178 | Steering Column |
| 11 | 1 | 749245 | Steering Wheel |
| 12 | 1 | 749244 | Steering Wheel Cap |
| 13 | 1 | 900277 | 1/2 UNC x 5 1/2 Hex Bolt |
| 14 | 1 | 901276 | 1/2 UNC x 5 Carriage Bolt |
| 15 | 1 | 914008 | 1/2 UNC Lock Nut |
| 16 | 2 | 470123 | Star Washer |
| 17 | 2 | 900128 | 3/8 UNC x 3/4 Hex Bolt |
| 18 | 2 | 900130 | 3/8 UNC x 1 1/4 Hex Bolt |
| 19 | 2 | 920002 | 3/8 SAE Flat Washer |
| 20 | 1 | 470157 | Steering Wheel Nut |
| 21 | 1 | 903883 | No. 10-32 x 1/2 Round Machine Screw |
| 22 | 1 | 910027 | No. 10 UNF Hex Nut |
| 23 | 1 | 470001 | Rubber Boot |

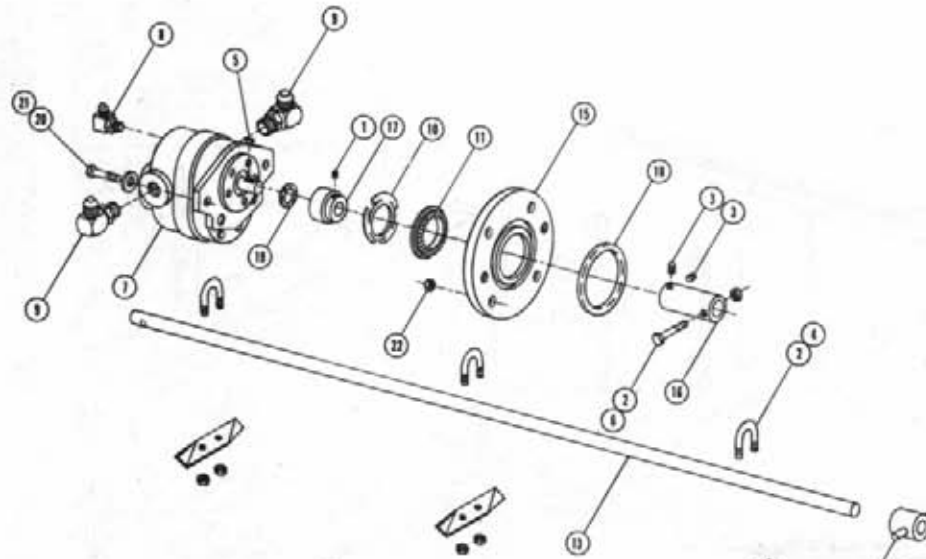




CAB FOAM

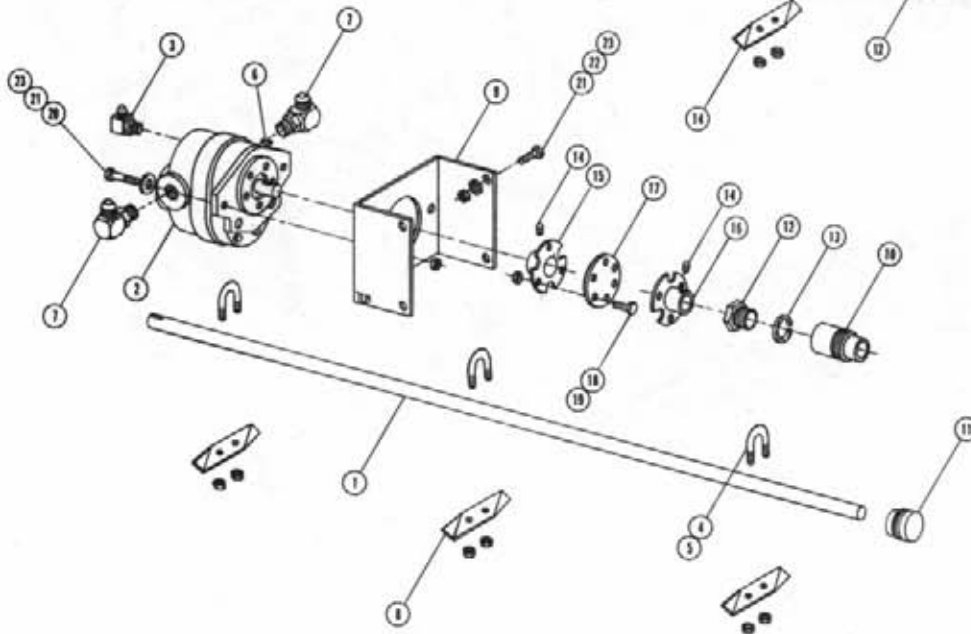
| Det. | Qty. | P/N | Description |
|------|------|--------|-------------------------------------|
| 1 | 1 | 659597 | Foam, Center Rear Operator Station |
| 2 | 1 | 659594 | Foam, Right Front Operator Station |
| 3 | 1 | 659593 | Foam, Center Front Operator Station |
| 4 | 1 | 659596 | Foam, Left Rear Operator Station |
| 5 | 1 | 659595 | Foam, Left Front Operator Station |
| 6 | 1 | 659598 | Foam, Left Side Panel |
| 7 | 1 | 659381 | Foam, Rear Top Crossmember |
| 8 | 1 | 659599 | Foam, Console Side |
| 9 | 1 | 659383 | Foam, Cab Roof |
| 10 | 1 | 659385 | Foam, Left Top Cab Corner |
| 11 | 2 | 659392 | Foam, Upper Side Frame |
| 12 | 1 | 659393 | Foam, Upper Rear Frame |
| 13 | 1 | 659394 | Foam, Lower Rear Window Panel |
| 14 | 1 | 659396 | Foam, Cab Tube 37.25 Long |
| 15 | 2 | 659397 | Foam, Cab Tube 42.75 Long |
| 16 | 4 | 659398 | Foam, Cab Tube 32.25 Long |

AGITATOR ASSEMBLY FOR 200 GALLON TANK



| Det. Qty. | P/N | Description |
|-----------|--------|---|
| 1 | 470083 | No. 8-32 x 3/16 SS Allen Head Set Screw |
| 2 | 470089 | 1/4 UNC SS Lock Nut |
| 3 | 470090 | 5/16 UNC x 1/2 SS Set Screw |
| 4 | 470092 | 1/4 UNC x 3/4 x 1 1/4 SS U-Bolt |
| 5 | 472003 | No. 9 Woodruff Key |
| 6 | 475810 | 1/4 UNC x 2 1/2 SS Hex Head Cap Screw |
| 7 | 610044 | Hydraulic Motor |
| 8 | 618119 | 9/16 MOR x 90° x 9/16 MJIC |
| 9 | 618241 | 3/4 MOR x 90° x 3/4 MJIC |
| 10 | 629526 | Finger Spring Washer |
| 11 | 629617 | Rotary Flange Seal |
| 12 | 760554 | Tank Gland Bearing Assembly |
| 13 | 763026 | Agitator Shaft |
| 14 | 763027 | Agitator Impeller |
| 15 | 763072 | Motor Mounting Plate |
| 16 | 763073 | Coupler |
| 17 | 763085 | Bearing |
| 18 | 870502 | 2 7/8 x 3 1/4 O-Ring |
| 19 | 870503 | O-Ring |
| 20 | 900130 | 3/8 UNC x 1 1/4 Hex Bolt |
| 21 | 920002 | 3/8 SAE Flat Washer |
| 22 | 914004 | 3/8 UNC Lock Nut |

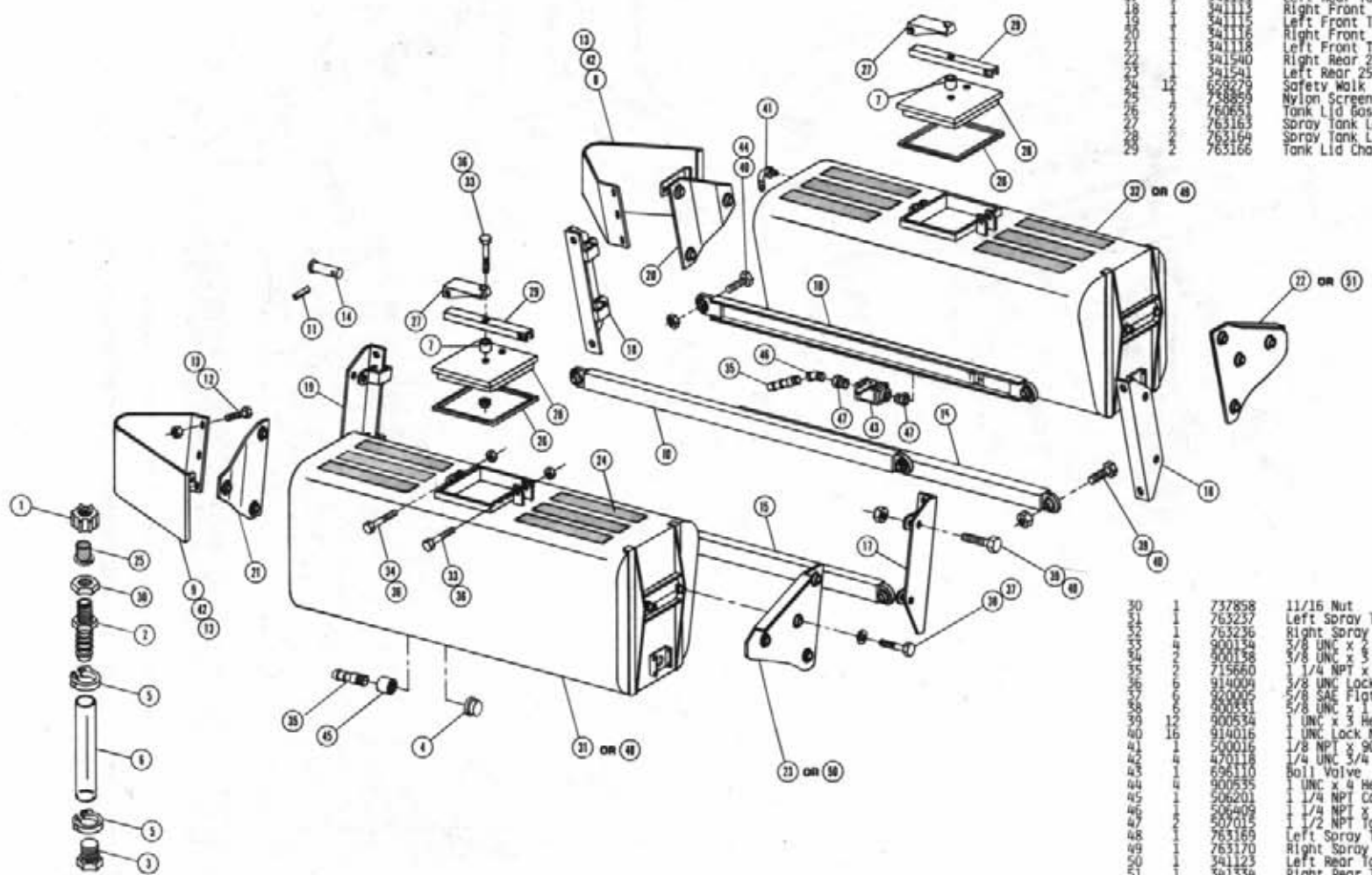
AGITATOR ASSEMBLY FOR 250 GALLON TANK



| Det. Qty. | P/N | Description |
|-----------|--------|-----------------------------------|
| 1 | 763216 | Agitator Shaft |
| 2 | 610044 | Hydraulic Motor |
| 3 | 618119 | 9/16 MOR x 90° x 9/16 MJIC |
| 4 | 470089 | 1/4 UNC SS Lock Nut |
| 5 | 470092 | 1/4 UNC x 3/4 x 1 1/4 SS U-Bolt |
| 6 | 472003 | No. 9 Woodruff Key |
| 7 | 618241 | 3/4 MOR x 90° x 3/4 MJIC |
| 8 | 763027 | Agitator Impeller |
| 9 | 763213 | Agitator Motor Mount |
| 10 | 706400 | Shaft Bearing Housing |
| 11 | 706300 | Shaft Bearing Housing Assembly |
| 12 | 706475 | Gland Nut |
| 13 | 763217 | Gland Packing |
| 14 | 470053 | 1/4-20 x 1/4 Allen Head Set Screw |
| 15 | 690328 | Agitator Motor Coupler Half |
| 16 | 690329 | Agitator Shaft Coupler Half |
| 17 | 690333 | Agitator Coupler Flex Disk |
| 18 | 470118 | 1/4 UNC x 3/4 Flanged Hex Bolt |
| 19 | 470121 | 1/4 UNC Flanged Whiz Nut |
| 20 | 900130 | 3/8 UNC x 1 1/4 Hex Bolt |
| 21 | 920002 | 3/8 SAE Flat Washer |
| 22 | 900129 | 3/8 UNC x 1 Hex Bolt |
| 23 | 914004 | 3/8 UNC Lock Nut |

STAINLESS STEEL SOLUTION TANK ASSEMBLY

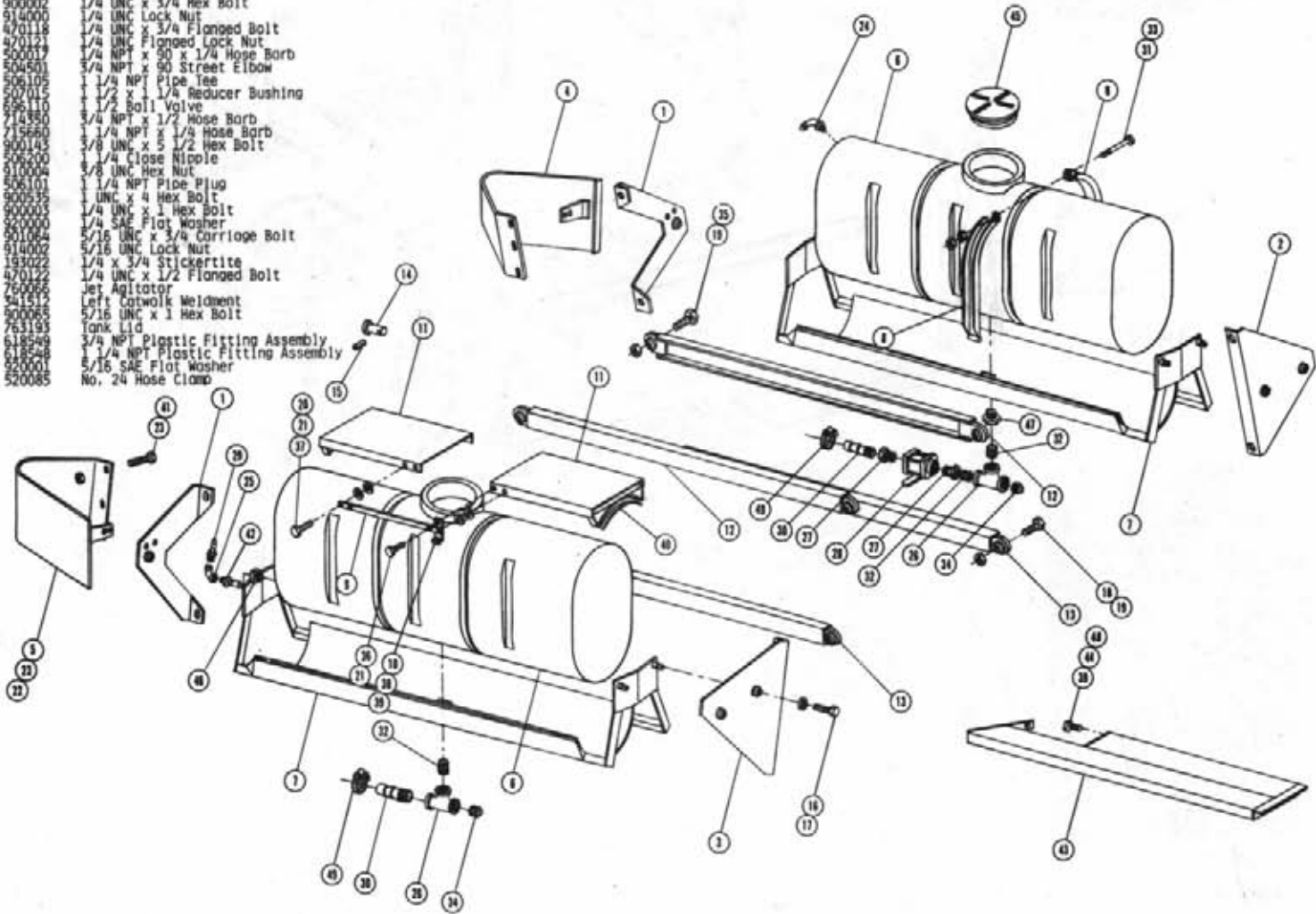
| Det. | Qty. | P/N | Description |
|------|------|--------|---|
| 1 | 1 | 500005 | 11/16 Nylon Swivel Nut |
| 2 | 1 | 500006 | 11/16 NPS x 3/8 Hose Barb |
| 3 | 1 | 500007 | 1/8 NPT Nylon Hex Plug |
| 4 | 1 | 506203 | 1 1/4 NPT Pipe Cap |
| 5 | 1 | 520003 | No. 6 Vinyl Snap Clamp |
| 6 | 1 | 601216 | Vent Hose |
| 7 | 1 | 601251 | 3/4 I.D. x 2 Hose |
| 8 | 1 | 659604 | Right Front Tank Shield |
| 9 | 1 | 659605 | Left Front Tank Shield |
| 10 | 1 | 341311 | Upper Side Rail Channel Weldment |
| 11 | 1 | 473957 | 3/8 x 2 3/8 Roll Pin |
| 12 | 1 | 470122 | 1/4 UNC x 1/2 Flanged Bolt |
| 13 | 10 | 470121 | 1/4 UNC Flanged Lock Nut |
| 14 | 1 | 361162 | Carriage Pivot Pin Weldment |
| 15 | 1 | 341099 | Stainless Tube Weldment |
| 16 | 1 | 341108 | Right Rear Tank Mounting Angle Weld. |
| 17 | 1 | 341111 | Left Rear Tank Mounting Angle Weld. |
| 18 | 1 | 341113 | Right Front Tank Mounting Angle Weld. |
| 19 | 1 | 341115 | Left Front Tank Mounting Angle Weld. |
| 20 | 1 | 341116 | Right Front Tank Mounting Plate |
| 21 | 1 | 341118 | Left Front Tank Mounting Plate |
| 22 | 1 | 341540 | Right Rear 250 Gal. Tank Mounting Plate |
| 23 | 1 | 341541 | Left Rear 250 Gal. Tank Mounting Plate |
| 24 | 1 | 659279 | Safety Walk |
| 25 | 1 | 758859 | Nylon Screen Assembly |
| 26 | 1 | 760651 | Tank Lid Gasket |
| 27 | 1 | 763163 | Spray Tank Latch Handle |
| 28 | 1 | 763164 | Spray Tank Lid |
| 29 | 1 | 763166 | Tank Lid Channel |



| | | | |
|----|----|--------|---|
| 30 | 1 | 737898 | 11/16 Nut |
| 31 | 1 | 763237 | Left Spray Tank Weldment 250 Gallon |
| 32 | 1 | 763236 | Right Spray Tank Weldment 250 Gallon |
| 33 | 1 | 900134 | 3/8 UNC x 2 1/2 Hex Bolt |
| 34 | 1 | 900138 | 3/8 UNC x 3 1/2 Hex Bolt |
| 35 | 1 | 715660 | 1 1/4 NPT x 1 1/4 Hose Barb |
| 36 | 1 | 914009 | 3/8 UNC Lock Nut |
| 37 | 1 | 659005 | 5/8 SAE Flat Washer |
| 38 | 1 | 900331 | 5/8 UNC x 1 Hex Bolt |
| 39 | 1 | 900534 | 1 UNC x 3 Hex Bolt |
| 40 | 16 | 914016 | 1 UNC Lock Nut |
| 41 | 1 | 500016 | 1/8 NPT x 90 x 1/4 Hose Barb |
| 42 | 1 | 470118 | 1/4 UNC 3/4 Flanged Bolt |
| 43 | 1 | 696110 | Ball Valve |
| 44 | 1 | 900535 | 1 UNC x 4 Hex Bolt |
| 45 | 1 | 506201 | 1 1/4 NPT Coupling |
| 46 | 1 | 506499 | 1 1/4 NPT x 45° Street Elbow |
| 47 | 1 | 507015 | 1/2 NPT to 1 1/4 NPT Reducer Bushing |
| 48 | 1 | 763165 | Left Spray Tank Weldment 200 Gallon |
| 49 | 1 | 763170 | Right Spray Tank Weldment 200 Gallon |
| 50 | 1 | 341123 | Left Rear Tank Mounting Plate 200 Gal. |
| 51 | 1 | 341334 | Right Rear Tank Mounting Plate 200 Gal. |

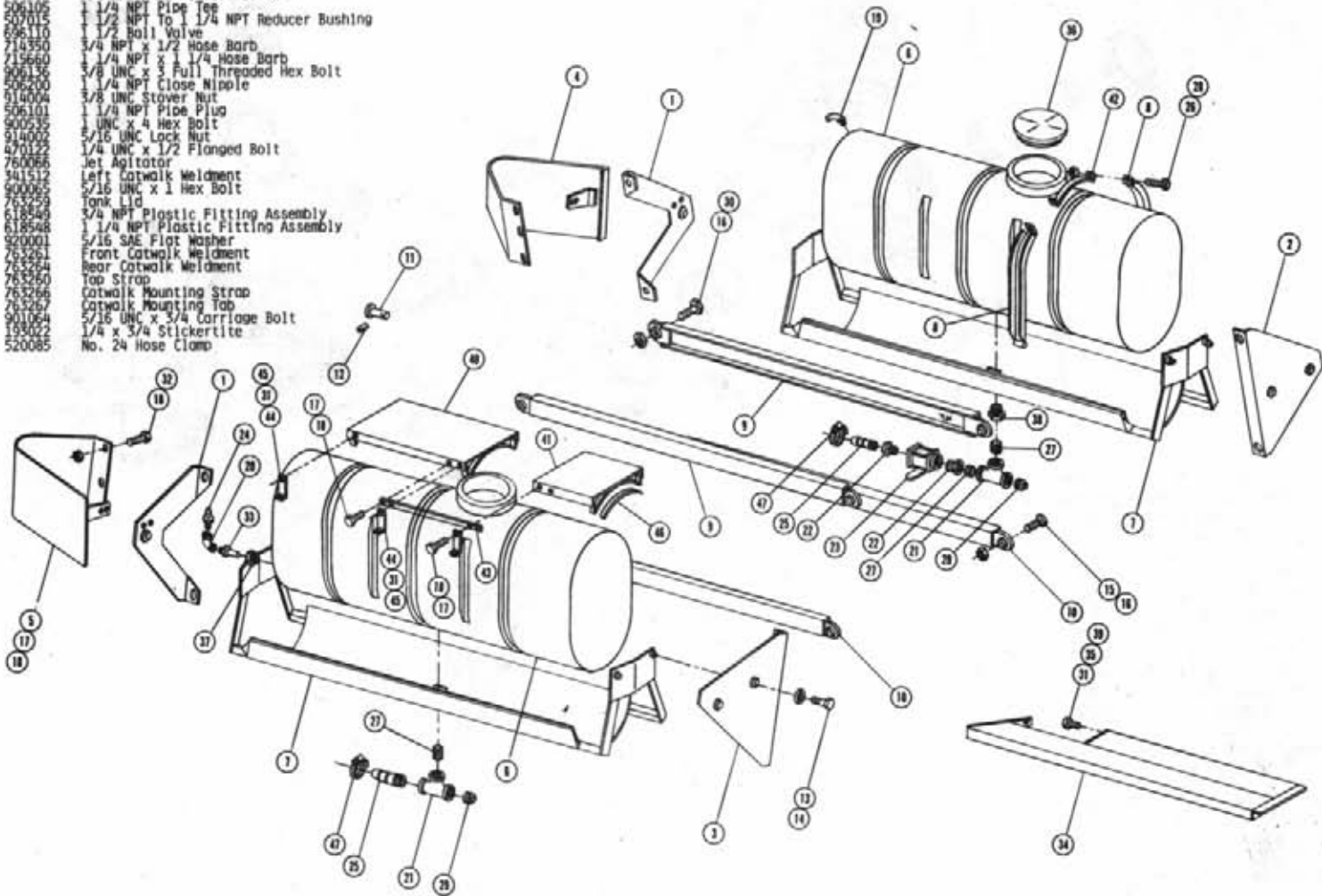
POLYETHYLENE 200 GALLON SOLUTION TANK ASSEMBLY

| Det. Qty. | P/N | Description |
|-----------|--------|---|
| | 341398 | Front Tank Mounting Plate Weldment |
| | 341400 | Right Rear Tank Mounting Plate Weldment |
| | 341402 | Left Rear Tank Mounting Plate Weldment |
| | 655604 | Right Front Tank Shield |
| | 763176 | Polyethylene Tank 200 Gallon |
| | 763177 | Polyethylene Tank Cradle Weldment |
| | 763188 | Polyethylene Tank Band Weldment |
| | 341413 | Catwalk Brace |
| | 341412 | Catwalk Mounting Tab |
| | 341339 | Catwalk Weldment |
| | 341311 | Upper Siderail Channel Weldment |
| | 341099 | Siderail Tube Weldment |
| | 361162 | Carriage Pivot Pin Weldment |
| | 473857 | 1/8 x 2 1/2 Roll Pin |
| | 900331 | 5/8 UNC x 1 Hex Bolt |
| | 920005 | 5/8 SAE Flat Washer |
| | 900334 | 1 UNC x 3 Hex Bolt |
| | 914016 | 1 UNC Lock Nut |
| | 900002 | 1/4 UNC x 3/4 Hex Bolt |
| | 914000 | 1/4 UNC Lock Nut |
| | 470118 | 1/4 UNC x 3/4 Flanged Bolt |
| | 470121 | 1/4 UNC Flanged Lock Nut |
| | 500017 | 1/4 NPT x 90 x 1/4 Hose Barb |
| | 504501 | 3/4 NPT x 90 Street Elbow |
| | 505105 | 1 1/4 NPT Tee |
| | 205105 | 1 1/2 x 1 1/4 Reducer Bushing |
| | 895110 | 1 1/2 Ball Valve |
| | 714950 | 3/4 NPT x 1/2 Hose Barb |
| | 715660 | 1/4 NPT x 1/4 Hose Barb |
| | 900143 | 3/8 UNC x 5 1/2 Hex Bolt |
| | 506200 | 1/4 Close Nipple |
| | 910004 | 3/8 UNC Hex Nut |
| | 506101 | 1 1/4 NPT Pipe Plug |
| | 900335 | 1 UNC x 4 Hex Bolt |
| | 900003 | 1/4 UNC x 1 Hex Bolt |
| | 900000 | 1/4 SAE Flat Washer |
| | 901004 | 5/16 UNC x 3/4 Carriage Bolt |
| | 914002 | 5/16 UNC Lock Nut |
| | 193022 | 1/4 x 3/4 Stickertite |
| | 470122 | 1/4 UNC x 1/2 Flanged Bolt |
| | 760066 | Jet Agitator |
| | 341512 | Left Catwalk Weldment |
| | 900065 | 5/16 UNC x 1 Hex Bolt |
| | 763193 | Tank Lid |
| | 618548 | 3/4 NPT Plastic Fitting Assembly |
| | 618548 | 1/4 NPT Plastic Fitting Assembly |
| | 920001 | 5/16 SAE Flat Washer |
| | 520085 | No. 24 Hose Clamp |



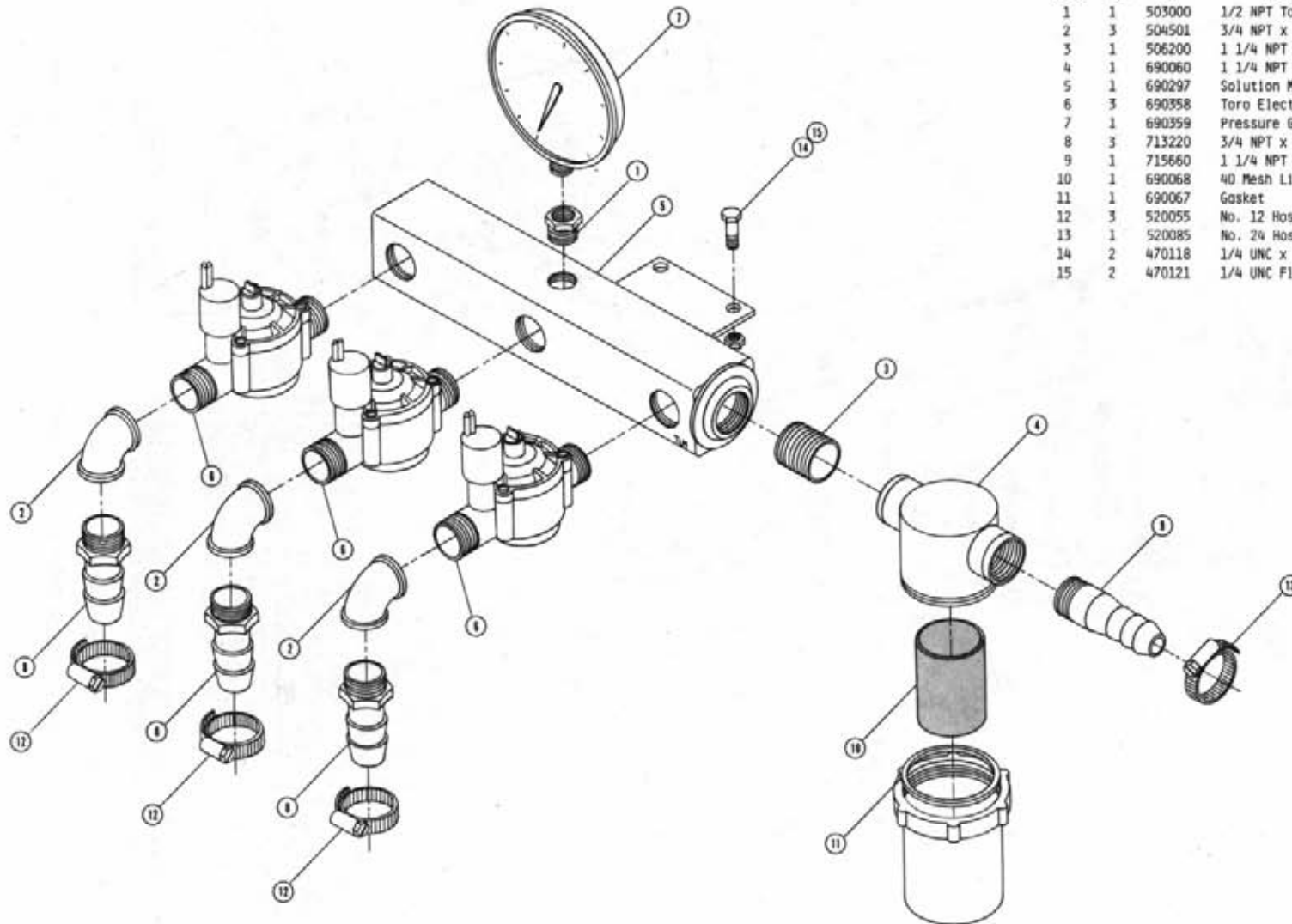
POLYETHYLENE 250 GALLON SOLUTION TANK ASSEMBLY

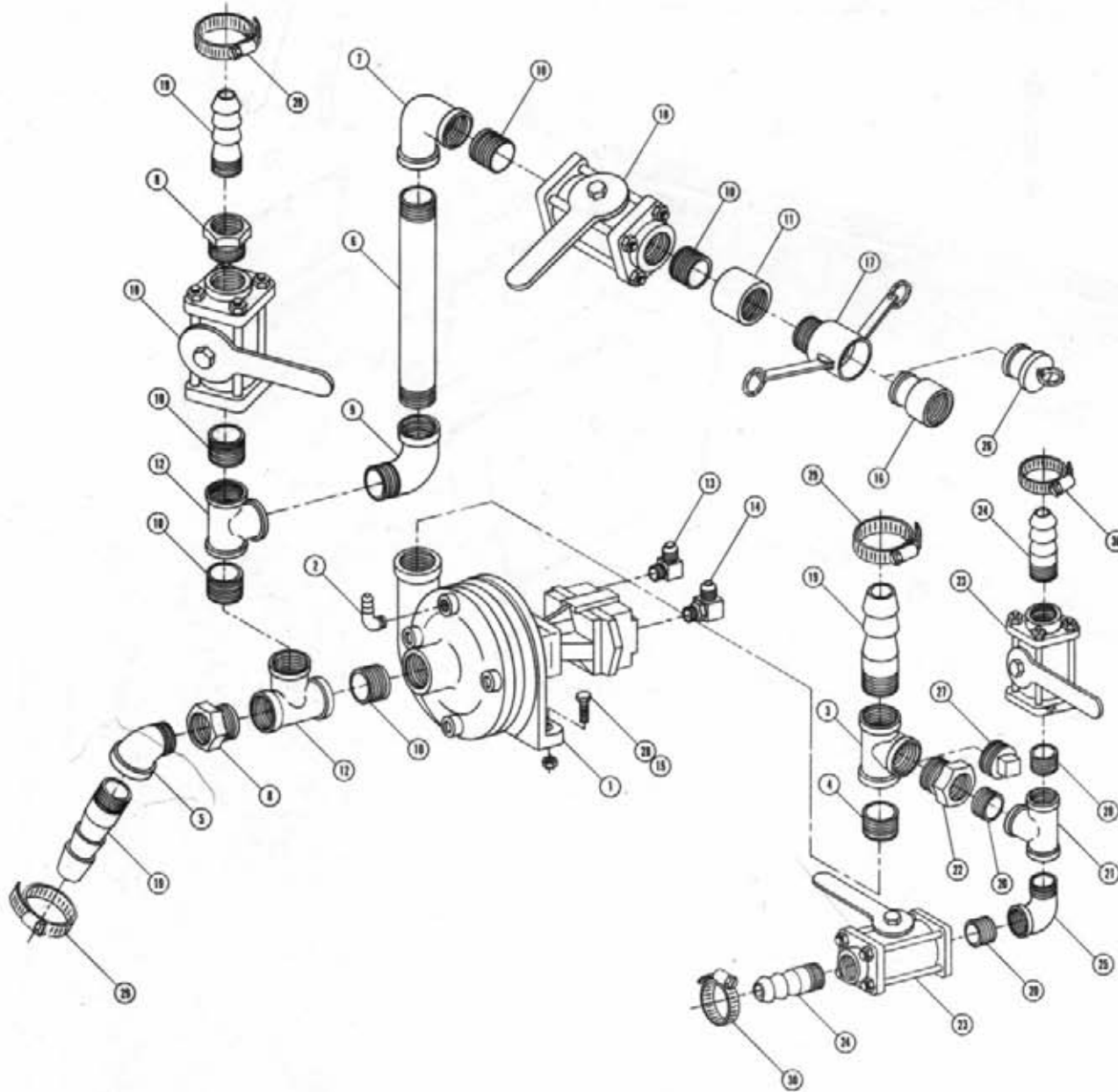
| Det. | Qty. | P/N | Description |
|------|------|--------|---|
| 1 | 2 | 541398 | Front Tank Mounting Plate Weldment |
| 2 | 1 | 541400 | Right Rear Tank Mounting Plate Weldment |
| 3 | 1 | 541402 | Left Rear Tank Mounting Plate Weldment |
| 4 | 4 | 659604 | Right Front Tank Shield |
| 5 | 4 | 659605 | Left Front Tank Shield |
| 6 | 1 | 763254 | Polyethylene 250 Gallon Tank |
| 7 | 1 | 763177 | Polyethylene Tank Cradle Weldment |
| 8 | 1 | 763257 | Polyethylene Tank Band Weldment |
| 9 | 1 | 541331 | Upper Side Rail Channel Weldment |
| 10 | 1 | 541999 | Siderail Tube Weldment |
| 11 | 1 | 561162 | Carriage Pivot Pin Weldment |
| 12 | 1 | 473937 | 3/8 x 2 1/2 Roll Pin |
| 13 | 1 | 900331 | 5/8 UNC x 1 Hex Bolt |
| 14 | 6 | 920005 | 5/8 SAE Flat Washer |
| 15 | 4 | 900535 | 1 UNC x 3 Hex Bolt |
| 16 | 8 | 914016 | 1 UNC Lock Nut |
| 17 | 1 | 470119 | 1/4 UNC x 3/4 Flanged Bolt |
| 18 | 1 | 470121 | 1/4 UNC Flanged Lock Nut |
| 19 | 1 | 500017 | 1/4 NPT x 90° 1/4 Hose Barb |
| 20 | 1 | 509501 | 3/4 NPT x 90° Street Elbow |
| 21 | 1 | 506105 | 1 1/4 NPT Pipe Tee |
| 22 | 1 | 507015 | 1 1/2 NPT To 1 1/4 NPT Reducer Bushing |
| 23 | 1 | 696110 | 1 1/2 Ball Valve |
| 24 | 1 | 714350 | 3/4 NPT x 1/2 Hose Barb |
| 25 | 1 | 715660 | 1 1/4 NPT x 1 1/4 Hose Barb |
| 26 | 1 | 906136 | 3/8 UNC x 3 Full Threaded Hex Bolt |
| 27 | 1 | 506200 | 1 1/4 NPT Close Nipple |
| 28 | 1 | 914004 | 3/8 UNC Stover Nut |
| 29 | 1 | 506101 | 1 1/4 NPT Pipe Plug |
| 30 | 1 | 900535 | 1 UNC x 4 Hex Bolt |
| 31 | 1 | 914002 | 5/16 UNC Lock Nut |
| 32 | 1 | 470122 | 1/4 UNC x 1/2 Flanged Bolt |
| 33 | 1 | 760066 | Jet Agitator |
| 34 | 1 | 541512 | Left Catwalk Weldment |
| 35 | 1 | 900065 | 5/16 UNC x 1 Hex Bolt |
| 36 | 1 | 763259 | Tank Lid |
| 37 | 1 | 618549 | 3/4 NPT Plastic Fitting Assembly |
| 38 | 1 | 618548 | 1 1/4 NPT Plastic Fitting Assembly |
| 39 | 1 | 920001 | 5/16 SAE Flat Washer |
| 40 | 1 | 763261 | Front Catwalk Weldment |
| 41 | 1 | 763264 | Rear Catwalk Weldment |
| 42 | 1 | 763260 | Top Strap |
| 43 | 1 | 763266 | Catwalk Mounting Strap |
| 44 | 1 | 763267 | Catwalk Mounting Tab |
| 45 | 1 | 901064 | 5/16 UNC x 3/4 Carriage Bolt |
| 46 | 10 | 193022 | 1/4 x 3/4 Stickertite |
| 47 | 2 | 520085 | No. 24 Hose Clamp |



SOLUTION SOLENOID ASSEMBLY

| Det. | Qty. | P/N | Description |
|------|------|--------|------------------------------------|
| 1 | 1 | 503000 | 1/2 NPT To 1/4 NPT Reducer Bushing |
| 2 | 3 | 504501 | 3/4 NPT x 90° Pipe Nipple |
| 3 | 1 | 506200 | 1 1/4 NPT Close Nipple |
| 4 | 1 | 690060 | 1 1/4 NPT Line Strainer |
| 5 | 1 | 690297 | Solution Manifold Weldment |
| 6 | 3 | 690358 | Toro Electric Valve |
| 7 | 1 | 690359 | Pressure Gauge |
| 8 | 3 | 713220 | 3/4 NPT x 3/4 Hose Barb |
| 9 | 1 | 715660 | 1 1/4 NPT x 1 1/4 Hose Barb |
| 10 | 1 | 690068 | 40 Mesh Line Strainer Screen |
| 11 | 1 | 690067 | Gasket |
| 12 | 3 | 520055 | No. 12 Hose Clamp |
| 13 | 1 | 520085 | No. 24 Hose Clamp |
| 14 | 2 | 470118 | 1/4 UNC x 3/4 Flanged Bolt |
| 15 | 2 | 470121 | 1/4 UNC Flanged Nut |





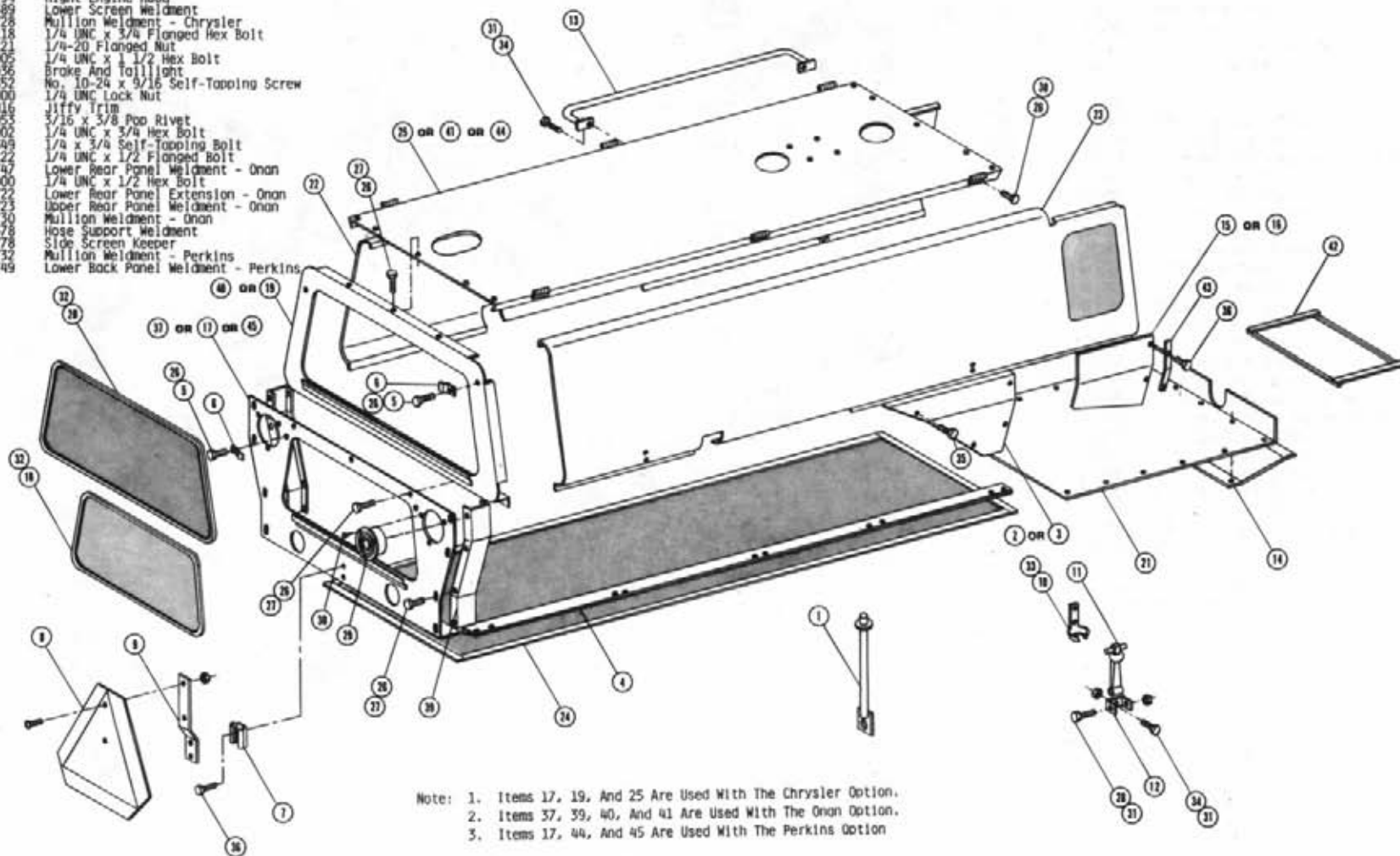
SOLUTION PUMP ASSEMBLY

| Det. | Qty. | P/N | Description |
|------|------|--------|------------------------------------|
| 1 | 1 | 690249 | Hydro Pump |
| 2 | 1 | 500016 | 1/8 NPT x 90° x 1/4 Hose Barb |
| 3 | 1 | 506105 | 1/4 NPT Pipe Tee |
| 4 | 1 | 506200 | 1/4 NPT Close Nipple |
| 5 | 1 | 506409 | 1/4 NPT x 45° Street Elbow |
| 6 | 1 | 506610 | 1/2 NPT x 10 Pipe Nipple |
| 7 | 1 | 507014 | 1/2 NPT x 90° Elbow |
| 8 | 2 | 507015 | 1/2 NPT To 1/4 NPT Reducer Bushing |
| 9 | 1 | 507018 | 1/2 NPT x 90° Street Elbow |
| 10 | 5 | 507019 | 1/2 NPT Close Nipple |
| 11 | 1 | 507025 | 1/2 NPT Pipe Coupler |
| 12 | 2 | 507250 | 1/2 NPT Pipe Tee |
| 13 | 1 | 611145 | 1/2 NPT x 90° x 3/4 MJIC |
| 14 | 1 | 618241 | 3/4 MDR x 90° x 3/4 MJIC |
| 15 | 2 | 914004 | 3/8 UNC Stover Nut |
| 16 | 1 | 690302 | 1/2 FNPT Adaptor |
| 17 | 1 | 690303 | 1/2 Male NPT Coupler |
| 18 | 2 | 696110 | 1/2 FNPT Ball Valve |
| 19 | 3 | 715660 | 1/4 NPT x 1/4 Hose Barb |
| *20 | 3 | 503600 | 1/2 NPT Close Nipple |
| *21 | 1 | 503820 | 1/2 NPT Pipe Tee |
| *22 | 1 | 507027 | 1/4 NPT To 1/2 NPT Reducer Bushing |
| *23 | 2 | 696082 | 1/2 NPT Ball Valve |
| *24 | 2 | 714340 | 1/2 NPT x 1/2 Hose Barb |
| *25 | 1 | 503400 | 1/2 NPT Street Elbow |
| 26 | 1 | 690304 | 1/2 NPT Adapter Plug |
| 27 | 1 | 506101 | 1/4 NPT Pipe Plug |
| 28 | 2 | 900130 | 3/8 UNC x 1 1/4 Hex Bolt |
| 29 | 3 | 520085 | No. 24 Hose Clamp |
| 30 | 2 | 520070 | No. 8 Hose Clamp |

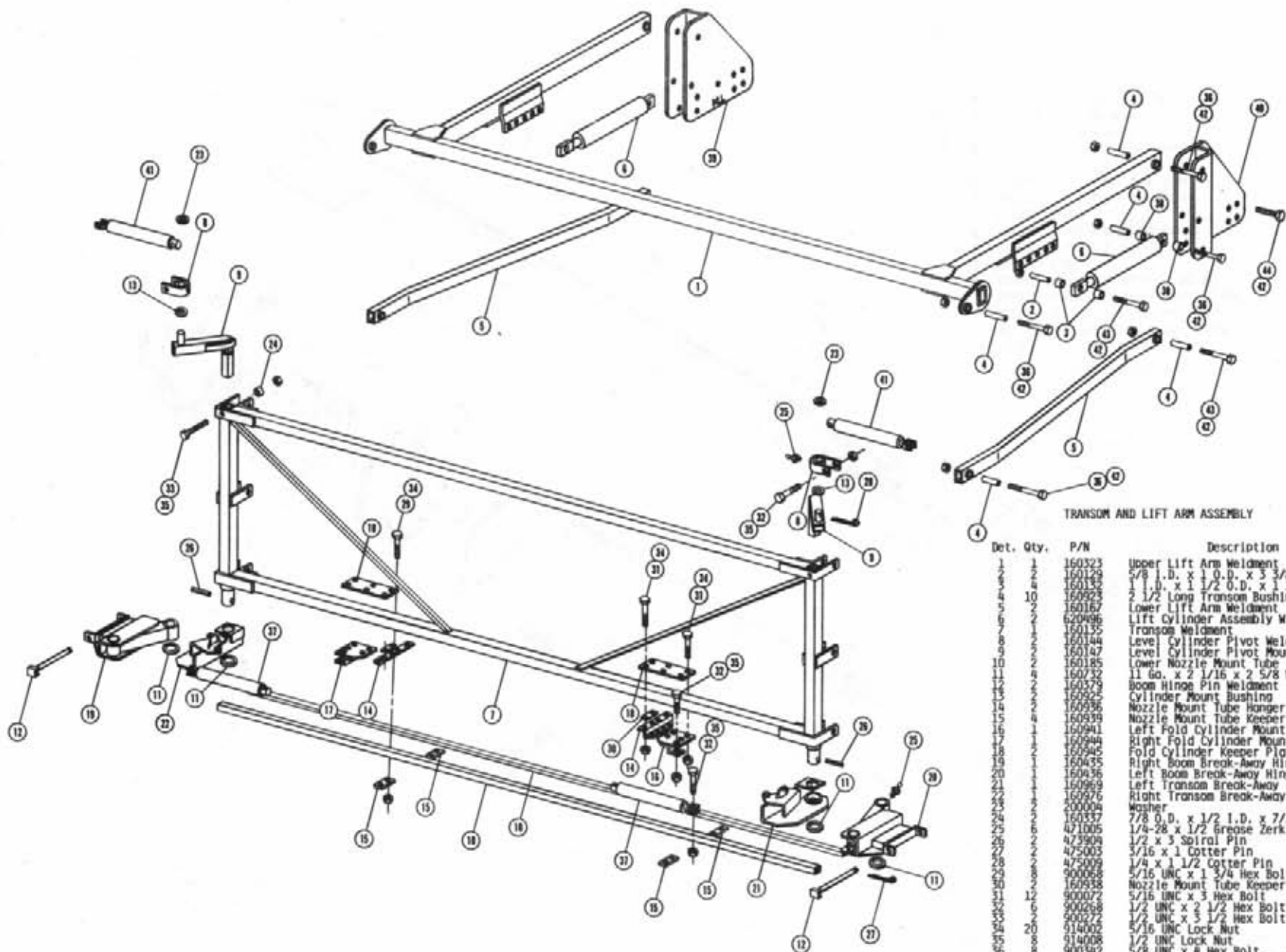
Note: Items 20, 21, 22, 23, 24, And 25 Are Used With Jet Agitation.

SHEET METAL ASSEMBLY

| Det. | Qty. | P/N | Description |
|------|------|--------|-------------------------------------|
| 1 | 2 | 341356 | Engine Hood Proo Weldment |
| 2 | 1 | 341362 | Left Side Plate Extension |
| 3 | 1 | 341363 | Right Side Plate Extension |
| 4 | 2 | 341395 | Screen Slide Weldment |
| 5 | 14 | 470086 | 1/4 UNC Nutsert |
| 6 | 4 | 470151 | Upper Rear Panel Screen Clip |
| 7 | 1 | 472251 | Mounting Socket |
| 8 | 1 | 472249 | Slow Moving Vehicle Sign |
| 9 | 1 | 472250 | Spade Mounting Bracket |
| 10 | 4 | 656997 | Rubber Hook Bracket |
| 11 | 4 | 656998 | Rubber Hook |
| 12 | 4 | 656999 | Rubber Hook Anchor Bracket |
| 13 | 1 | 659378 | Right Engine Hood Hand Rail |
| 14 | 1 | 659555 | Lower Front Hose Shield |
| 15 | 1 | 659772 | Left Side Screen |
| 16 | 1 | 659774 | Right Side Screen |
| 17 | 1 | 659743 | Lower Panel Weldment - Chrysler |
| 18 | 1 | 659751 | Lower Rear Panel Screen |
| 19 | 1 | 659752 | Upper Rear Panel Weldment |
| 20 | 1 | 659758 | Upper Rear Panel Screen |
| 21 | 1 | 659586 | Front Hose Cover Weldment |
| 22 | 1 | 659735 | Left Engine Hood |
| 23 | 1 | 659734 | Right Engine Hood |
| 24 | 1 | 659589 | Lower Screen Weldment |
| 25 | 1 | 659728 | Mullion Weldment - Chrysler |
| 26 | 53 | 470118 | 1/4 UNC x 3/4 Flanged Hex Bolt |
| 27 | 47 | 470121 | 1/4-20 Flanged Nut |
| 28 | 4 | 900002 | 1/4 UNC x 1 1/2 Hex Bolt |
| 29 | 2 | 291056 | Brake And Taillight |
| 30 | 10 | 472352 | No. 10-24 x 9/16 Self-Tapping Screw |
| 31 | 6 | 914000 | 1/4 UNC Lock Nut |
| 32 | 12 | 193016 | Jiffy Trim |
| 33 | 8 | 485055 | 3/16 x 3/8 Pop Rivet |
| 34 | 6 | 900002 | 1/4 UNC x 3/4 Hex Bolt |
| 35 | 6 | 472349 | 1/4 x 3/4 Self-Tapping Bolt |
| 36 | 6 | 470122 | 1/4 UNC x 1/2 Flanged Bolt |
| 37 | 12 | 659747 | Lower Rear Panel Weldment - Onan |
| 38 | 12 | 900000 | 1/4 UNC x 1/2 Hex Bolt |
| 39 | 1 | 659722 | Lower Rear Panel Extension - Onan |
| 40 | 1 | 659723 | Upper Rear Panel Weldment - Onan |
| 41 | 1 | 659730 | Mullion Weldment - Onan |
| 42 | 1 | 341578 | Hose Support Weldment |
| 43 | 1 | 659778 | Side Screen Keeper |
| 44 | 1 | 659732 | Mullion Weldment - Perkins |
| 45 | 1 | 659749 | Lower Back Panel Weldment - Perkins |



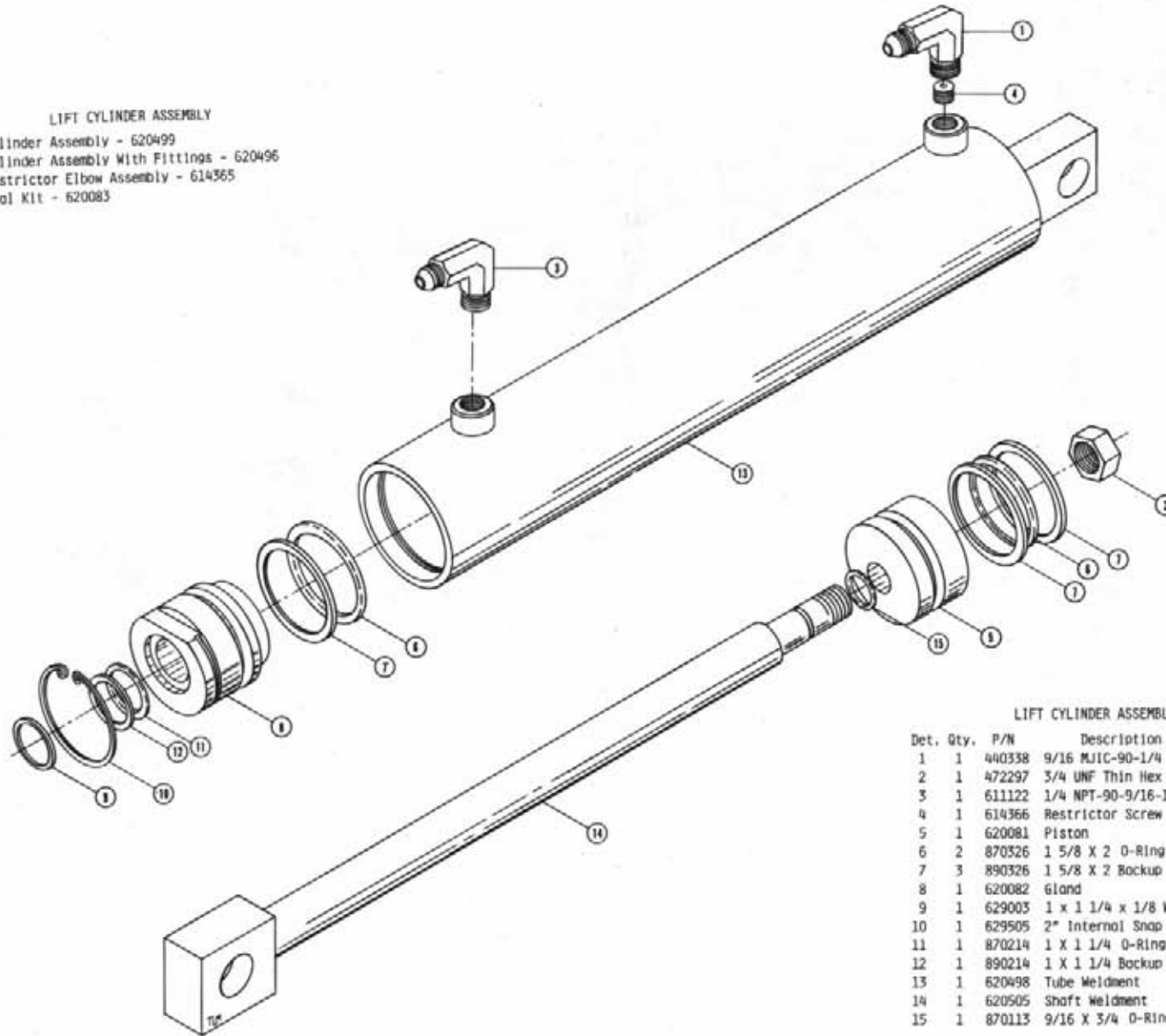
Note: 1. Items 17, 19, And 25 Are Used With The Chrysler Option.
 2. Items 37, 39, 40, And 41 Are Used With The Onan Option.
 3. Items 17, 44, And 45 Are Used With The Perkins Option



TRANSCOM AND LIFT ARM ASSEMBLY

| Det. | Qty. | P/N | Description |
|------|------|--------|--------------------------------------|
| 1 | 1 | 160323 | Upper Lift Arm Weldment |
| 2 | 1 | 160129 | 5/8 I.D. x 1 O.D. x 3 3/8 Bushing |
| 3 | 1 | 160152 | 1 I.D. x 1 1/2 O.D. x 1 1/4 Bushing |
| 4 | 10 | 160923 | 2 1/2 Long Transom Bushing |
| 5 | 1 | 160167 | Lower Lift Arm Weldment |
| 6 | 1 | 620496 | Lift Cylinder Assembly With Fittings |
| 7 | 1 | 160155 | Transom Weldment |
| 8 | 1 | 160144 | Level Cylinder Pivot Weldment |
| 9 | 1 | 160147 | Level Cylinder Pivot Mount Weldment |
| 10 | 10 | 160185 | Lower Nozzle Mount Tube |
| 11 | 1 | 160332 | 1 1/2 x 2 1/16 x 2 5/8 Washer |
| 12 | 1 | 160379 | Boom Hinge Pin Weldment |
| 13 | 1 | 160925 | Cylinder Mount Bushing |
| 14 | 1 | 160936 | Nozzle Mount Tube Hanger |
| 15 | 1 | 160939 | Nozzle Mount Tube Keeper |
| 16 | 1 | 160941 | Left Fold Cylinder Mount Weldment |
| 17 | 1 | 160944 | Right Fold Cylinder Mount Weldment |
| 18 | 1 | 160945 | Fold Cylinder Keeper Plate |
| 19 | 1 | 160435 | Right Boom Break-Away Hinge Weldment |
| 20 | 1 | 160436 | Left Boom Break-Away Hinge Weldment |
| 21 | 1 | 160969 | Left Transom Break-Away |
| 22 | 1 | 160976 | Right Transom Break-Away |
| 23 | 1 | 100004 | Washer |
| 24 | 1 | 160337 | 7/8 O.D. x 1/2 I.D. x 7/16 Bushing |
| 25 | 1 | 421005 | 1/4-28 x 1/2 Grease Zerk |
| 26 | 1 | 423909 | 1/2 x 3 Spiral Pin |
| 27 | 1 | 425003 | 3/16 x 1 Cotter Pin |
| 28 | 1 | 425009 | 1/4 x 1 1/2 Cotter Pin |
| 29 | 1 | 900068 | 5/16 UNC x 1 3/4 Hex Bolt |
| 30 | 1 | 160938 | Nozzle Mount Tube Keeper |
| 31 | 1 | 900072 | 5/16 UNC x 3 Hex Bolt |
| 32 | 1 | 900068 | 1/2 UNC x 2 1/2 Hex Bolt |
| 33 | 1 | 900272 | 1/2 UNC x 3 1/2 Hex Bolt |
| 34 | 20 | 914002 | 5/16 UNC Lock Nut |
| 35 | 20 | 914008 | 1/2 UNC Lock Nut |
| 36 | 1 | 900342 | 5/8 UNC x 4 Hex Bolt |
| 37 | 1 | 620056 | Fold Cylinder With Fittings |
| 38 | 1 | 458104 | 1 1/2 O.D. x 1/4 Wa. x 3/4 Bushing |
| 39 | 1 | 341085 | Right Lift Arm Mount Weldment |
| 40 | 1 | 341090 | Left Lift Arm Mount Weldment |
| 41 | 1 | 620069 | Level Cylinder With Fittings |
| 42 | 1 | 914010 | 5/8 UNC Lock Nut |
| 43 | 1 | 900343 | 5/8 UNC x 4 1/2 Hex Bolt |
| 44 | 1 | 900333 | 5/8 UNC x 1 1/2 Hex Bolt |

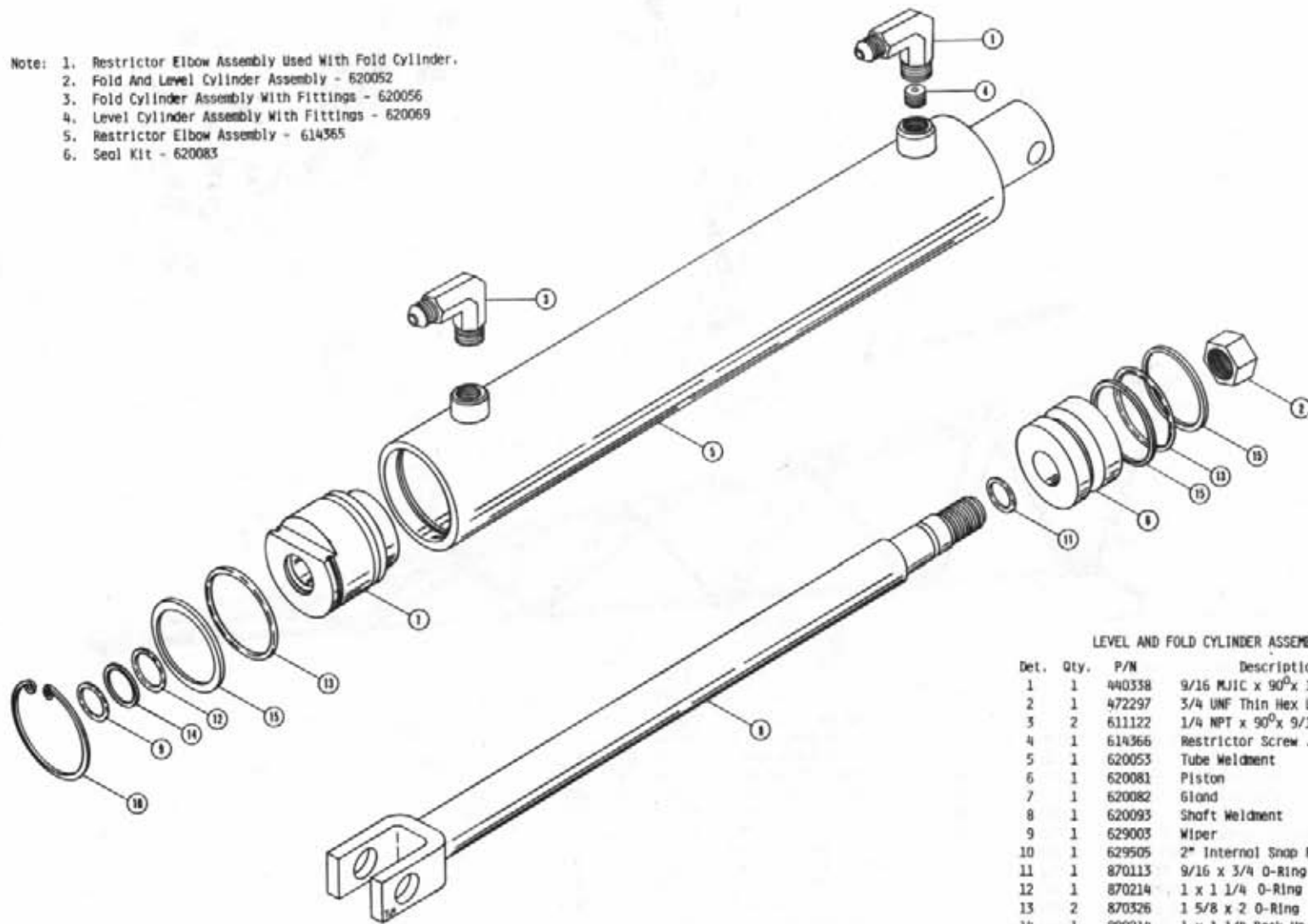
LIFT CYLINDER ASSEMBLY
 Cylinder Assembly - 620499
 Cylinder Assembly With Fittings - 620496
 Restrictor Elbow Assembly - 614365
 Seal Kit - 620083



LIFT CYLINDER ASSEMBLY

| Det. | Qty. | P/N | Description |
|------|------|--------|-------------------------------|
| 1 | 1 | 440338 | 9/16 MJIC-90-1/4 NPT Tapped |
| 2 | 1 | 472297 | 3/4 UNF Thin Hex Lock Nut |
| 3 | 1 | 611122 | 1/4 NPT-90-9/16-18 Male Elbow |
| 4 | 1 | 614366 | Restrictor Screw .042 Dia. |
| 5 | 1 | 620081 | Piston |
| 6 | 2 | 870326 | 1 5/8 X 2 O-Ring |
| 7 | 3 | 890326 | 1 5/8 X 2 Backup Washer |
| 8 | 1 | 620082 | Gland |
| 9 | 1 | 629003 | 1 x 1 1/4 x 1/8 Wiper |
| 10 | 1 | 629505 | 2" Internal Snap Ring |
| 11 | 1 | 870214 | 1 X 1 1/4 O-Ring |
| 12 | 1 | 890214 | 1 X 1 1/4 Backup Washer |
| 13 | 1 | 620498 | Tube Weldment |
| 14 | 1 | 620505 | Shaft Weldment |
| 15 | 1 | 870113 | 9/16 X 3/4 O-Ring |

- Note: 1. Restrictor Elbow Assembly Used With Fold Cylinder.
 2. Fold And Level Cylinder Assembly - 620052
 3. Fold Cylinder Assembly With Fittings - 620056
 4. Level Cylinder Assembly With Fittings - 620069
 5. Restrictor Elbow Assembly - 614365
 6. Seal Kit - 620083

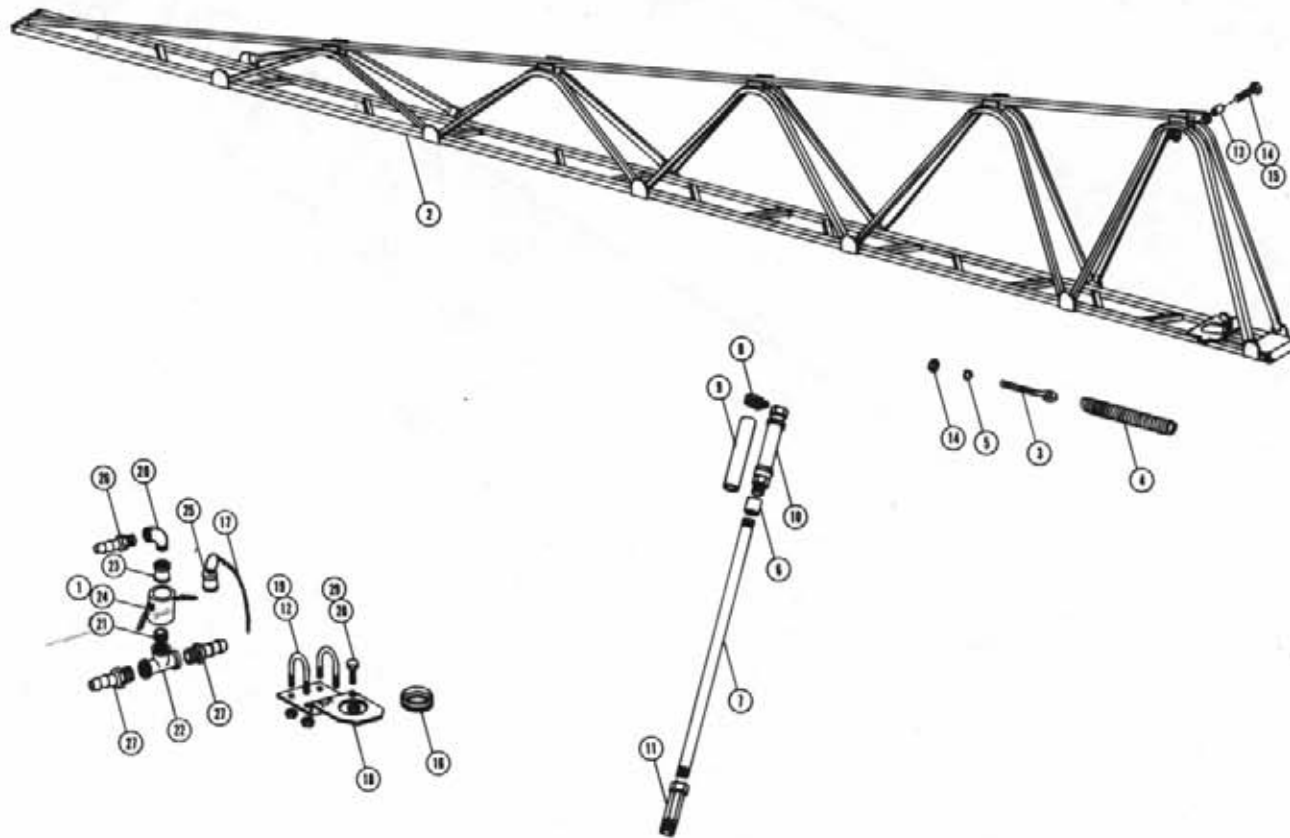


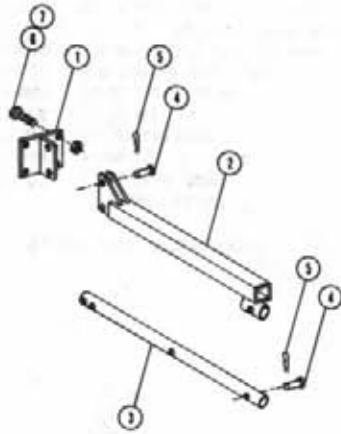
LEVEL AND FOLD CYLINDER ASSEMBLY

| Det. | Qty. | P/N | Description |
|------|------|--------|-----------------------------------|
| 1 | 1 | 440338 | 9/16 M/JIC x 90° x 1/4 NPT Tapped |
| 2 | 1 | 472297 | 3/4 UNF Thin Hex Lock Nut |
| 3 | 2 | 611122 | 1/4 NPT x 90° x 9/16 M/JIC |
| 4 | 1 | 614366 | Restrictor Screw .042 Dia. |
| 5 | 1 | 620053 | Tube Weldment |
| 6 | 1 | 620081 | Piston |
| 7 | 1 | 620082 | Gland |
| 8 | 1 | 620093 | Shaft Weldment |
| 9 | 1 | 629003 | Wiper |
| 10 | 1 | 629505 | 2" Internal Snap Ring |
| 11 | 1 | 870113 | 9/16 x 3/4 O-Ring |
| 12 | 1 | 870214 | 1 x 1 1/4 O-Ring |
| 13 | 2 | 870326 | 1 5/8 x 2 O-Ring |
| 14 | 1 | 890214 | 1 x 1 1/4 Back-Up Washer |
| 15 | 3 | 890326 | 1 5/8 x 2 Back-Up Washer |

BOOM ASSEMBLY AND SPRAY COMPONENTS

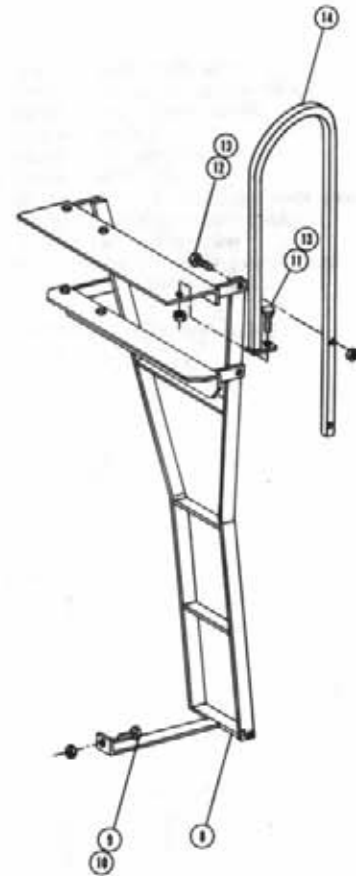
| Det. | Qty. | P/N | Description | Det. | Qty. | P/N | Description |
|------|------|--------|------------------------|------|------|--------|------------------------------|
| 1 | 1 | 690327 | Gasket | 16 | 1 | 160015 | Grommet |
| 2 | 1 | 160440 | Outer Boom Weldment | 17 | 1 | 160986 | Chain |
| 3 | 1 | 160979 | 1/2 UNC x 9 Eye Bolt | 18 | 1 | 160987 | Feeder Tee Mounting Bracket |
| 4 | 1 | 160980 | Boom Break-Away Spring | 19 | 2 | 470094 | 5/16 UNC "U" Bolt |
| 5 | 1 | 160981 | Boom Bolt Swivel | 20 | 1 | 504610 | 3/4 NPT Street Elbow |
| 6 | 1 | 501212 | 1/4 Pipe Coupling | 21 | 1 | 504702 | 3/4 Close Nipple |
| 7 | 1 | 501618 | 1/4 x 18" Pipe Nipple | 22 | 1 | 504955 | 3/4 Pipe Tee |
| 8 | 1 | 520087 | #20 Hose Clamp | 23 | 1 | 696202 | Quick Connect Female Adapter |
| 9 | 1 | 601178 | Hose 1 x 3 1/2 | 24 | 1 | 696203 | Quick Connect Female Coupler |
| 10 | 1 | 720019 | Flex Coupling | 25 | 1 | 696204 | Quick Connect Plug |
| 11 | 1 | 739702 | Female Nozzle Body | 26 | 1 | 713220 | 3/4 NPT x 3/4 Hose Barb |
| 12 | 4 | 914002 | 5/16 UNC Lock Nut | 27 | 2 | 714350 | 3/4 NPT x 1/2 Hose Barb |
| 13 | 1 | 160336 | Clevis Bushing | 28 | 1 | 900002 | 1/4 UNC x 3/4 Hex Bolt |
| 14 | 2 | 914008 | 1/2 UNC Lock Nut | 29 | 1 | 914000 | 1/4 UNC Lock Nut |
| 15 | 1 | 900267 | 1/2 UNC x 2 Hex Bolt | | | | |





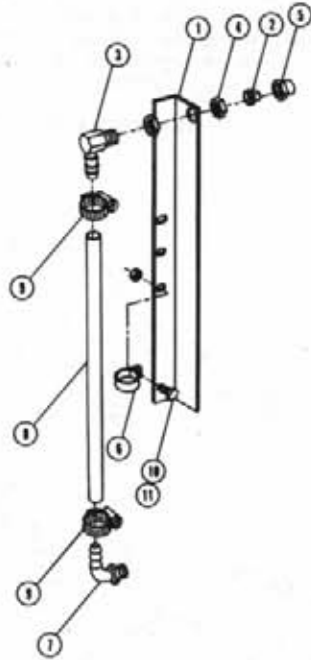
TREAD ADJUSTMENT BAR MOUNT

| Det. Qty. | P/N | Description |
|-----------|--------|--------------------------------|
| 1 | 341102 | Tread Adjustment Bar Mount |
| 2 | 341142 | Tread Adjustment Tube Weldment |
| 3 | 341147 | Tread Adjustment Sliding Tube |
| 4 | 470119 | 1/2 Dia. x 2 1/4 Picker Pin |
| 5 | 470120 | 3/32 Dia. Hair Pin |
| 6 | 900333 | 5/8 UNC x 1 1/2 Hex Bolt |
| 7 | 914010 | 5/8 UNC Lock Nut |



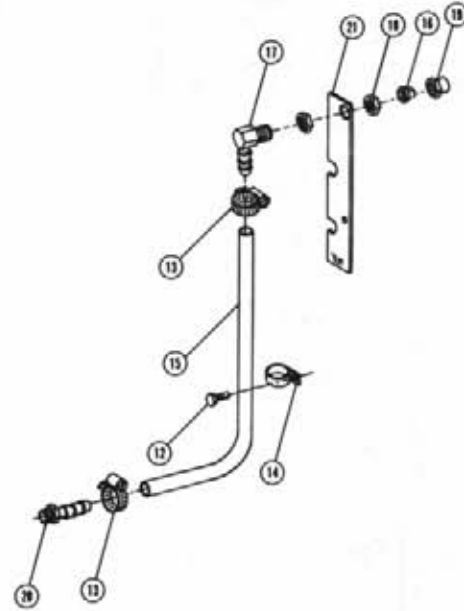
LADDER ASSEMBLY

| Det. Qty. | P/N | Description |
|-----------|--------|---------------------------|
| 8 | 341385 | Ladder Weldment |
| 9 | 900264 | 1/2 UNC x 1 1/4 Hex Bolt |
| 10 | 914008 | 1/2 UNC Lock Nut |
| 11 | 900003 | 1/4 UNC x 1 Hex Bolt |
| 12 | 900005 | 1/4 UNC x 1 1/2 Hex Bolt |
| 13 | 914000 | 1/4 UNC Lock Nut |
| 14 | 341383 | Ladder Hand Roll Weldment |



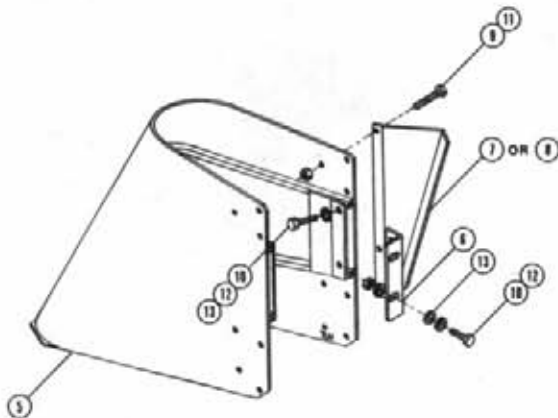
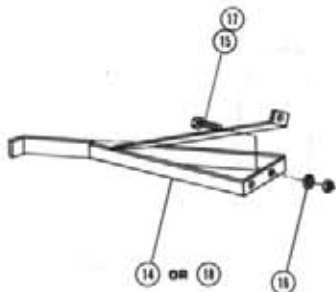
250 GALLON SIGHT GAUGE HOSE ASSEMBLY

| Det. Qty. | P/N | Description |
|-----------|--------|--------------------------------|
| 1 | 763253 | Sight Gauge Mount |
| 2 | 731109 | Nylon Tip |
| 3 | 737856 | 1/2 Nozzle Body |
| 4 | 737858 | 11/16 Nut |
| 5 | 738866 | 11/16 Steel Cap Nut |
| 6 | 520117 | 5/8 Cushion Hose Clamp |
| 7 | 618556 | 1/4 NPT x 90° 1/2 Hose Barb |
| 8 | 601245 | 1/2 I.D. x 42 Sight Gauge Hose |
| 9 | 520069 | No. 6 Hose Clamp |
| 10 | 470121 | 1/4-20 Flanged Nut |
| 11 | 470122 | 1/4-20 x 1/2 Flanged Bolt |



200 GALLON SIGHT GAUGE HOSE ASSEMBLY

| Det. Qty. | P/N | Description |
|-----------|--------|--------------------------------|
| 12 | 472349 | 1/4 x 3/4 Self-Tapping Screw |
| 13 | 520069 | No. 6 Hose Clamp |
| 14 | 520117 | 5/8 Cushion Hose Clamp |
| 15 | 601235 | 1/2 I.D. x 54 Sight Gauge Hose |
| 16 | 731109 | Nylon Tip |
| 17 | 737856 | 1/2 Nozzle Body |
| 18 | 737858 | 11/16 Nut |
| 19 | 738866 | 11/16 Steel Cap Nut |
| 20 | 714350 | 3/4 NPT x 1/2 Hose Barb |
| 21 | 763192 | Sight Gauge Mount |



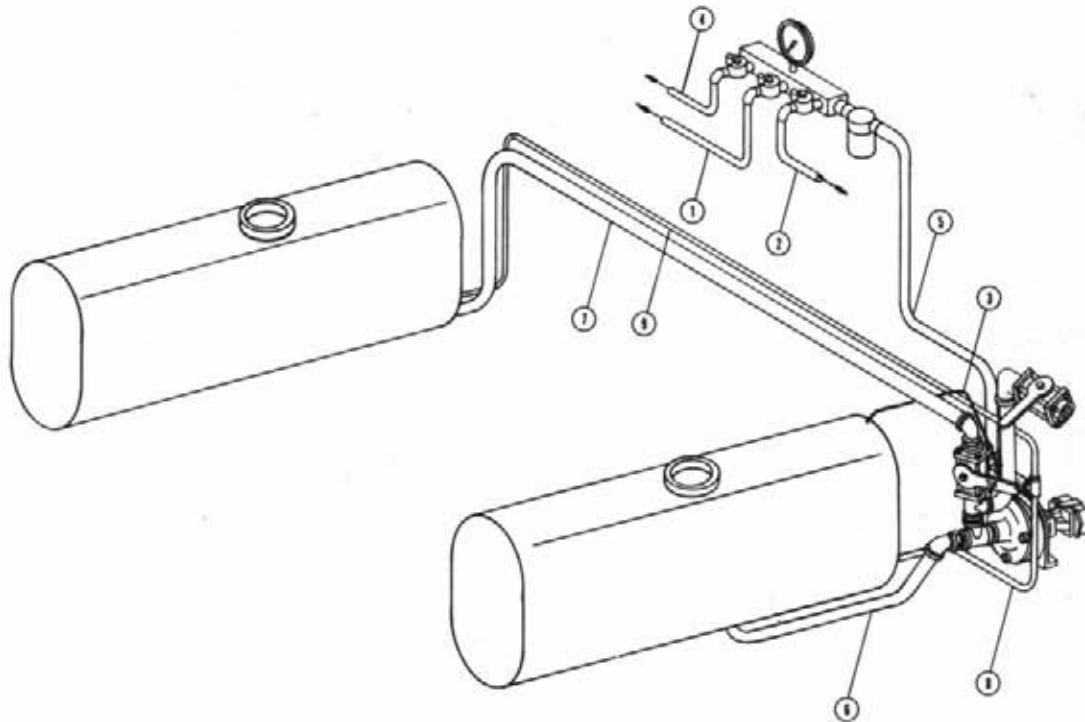
CROP GUIDES AND SHIELDS

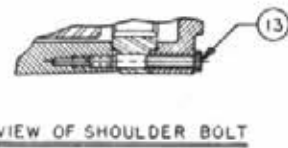
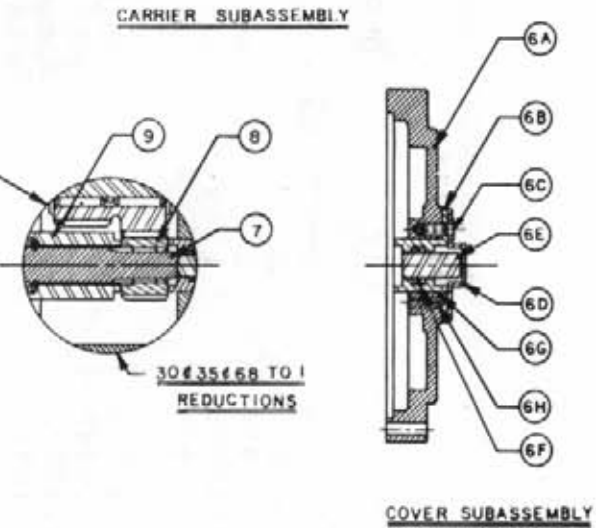
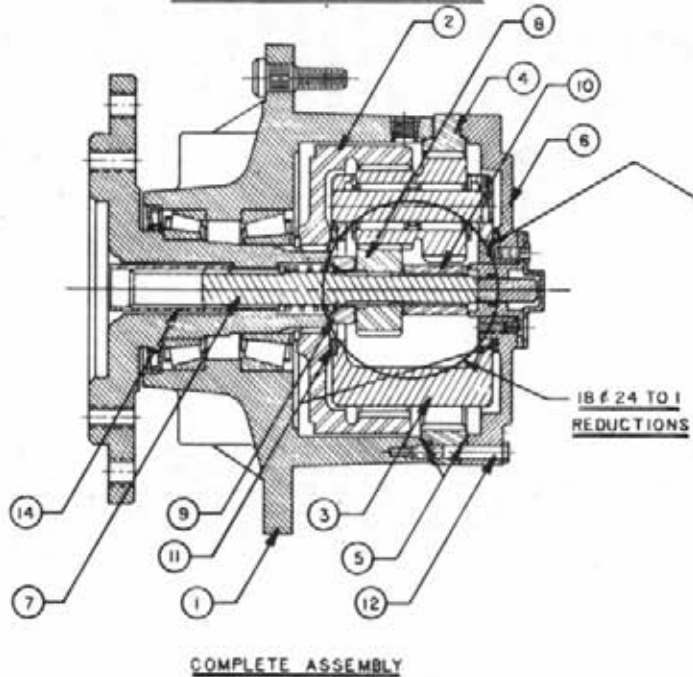
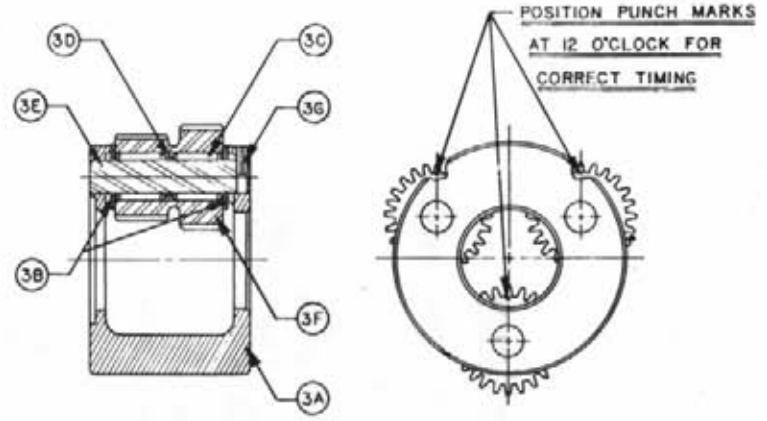
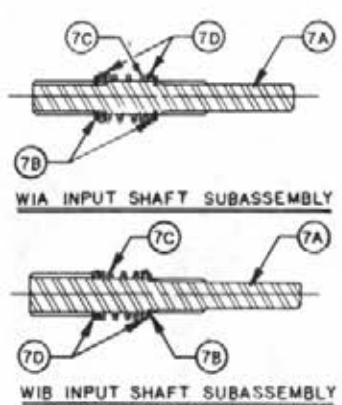
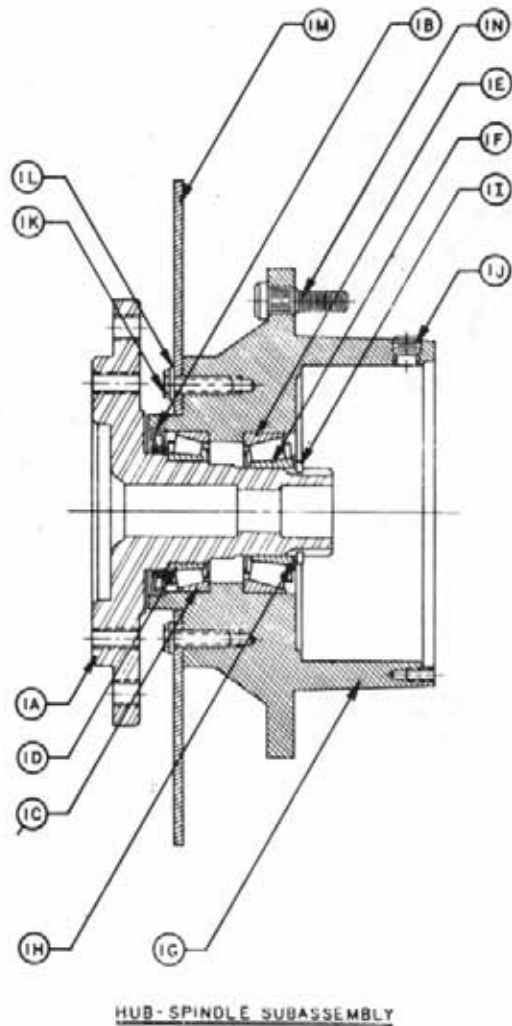
| Det. | Qty. | P/N | Description |
|------|------|--------|----------------------------|
| 1 | 1 | 662150 | Right Stalk Guide Weldment |
| 2 | 1 | 662151 | Left Stalk Guide Weldment |
| 3 | 2 | 900264 | 1/2 UNC x 1 1/4 Hex Bolt |
| 4 | 2 | 914008 | 1/2 UNC Lock Nut |
| 5 | 1 | 662122 | Cropshield Weldment |
| 6 | 1 | 662145 | Cropshield Mount Angle |
| 7 | 1 | 662135 | Right Cropshield Skirt |
| 8 | 1 | 662136 | Left Cropshield Skirt |
| 9 | 3 | 900002 | 1/4 UNC x 3/4 Hex Bolt |
| 10 | 4 | 900265 | 1/2 UNC x 1 1/2 Hex Bolt |
| 11 | 3 | 914000 | 1/4 UNC Lock Nut |
| 12 | 4 | 914008 | 1/2 UNC Lock Nut |
| 13 | 8 | 920004 | 1/2 Flat Washer |
| 14 | 1 | 662164 | Left Stalk Guide Weldment |
| 15 | 2 | 900129 | 3/8 UNC x 1 Hex Bolt |
| 16 | 1 | 920002 | 3/8 Flat Washer |
| 17 | 2 | 914004 | 3/8 UNC Lock Nut |
| 18 | 1 | 662208 | Right Stalk Guide Weldment |

SOLUTION HOISING

| Det. | Qty. | P/N | Description |
|------|------|--------|-------------------------------------|
| 1 | 1 | 601172 | 3/4 I.D. 1-Braid x 60" EPDM Hose |
| 2 | 1 | 601177 | 3/4 I.D. 1-Braid x 242" EPDM Hose |
| 3 | 1 | 601238 | 1/4 I.D. x 40" EVA Transparent Hose |
| 4 | 1 | 601239 | 3/4 I.D. 1-Braid x 324" EPDM Hose |
| 5 | 1 | 601264 | 1 1/4 I.D. 2-Braid x 70" EPDM Hose |
| 6 | 1 | 601261 | 1 1/4 I.D. 2-Braid x 36" EPDM Hose |
| 7 | 1 | 601262 | 1 1/4 I.D. 2-Braid x 204" EPDM Hose |
| 8 | 1 | 601259 | 1/2 I.D. 1-Braid x 30" EPDM Hose |
| 9 | 1 | 601260 | 1/2 I.D. 1-Braid x 180" EPDM Hose |

Note: Items 8 And 9 Are Used Only With Polyethylene Tanks.





THIS DRAWING AND DESIGN IS THE PROPERTY OF / AND ALL PROPRIETARY RIGHTS ARE RESERVED TO / FAIRFIELD MFG. CO., INC. THE RECIPIENT AGREES NOT TO DISCLOSE TO ANY PERSON OR ORGANIZATION ANY INFORMATION REGARDING THE DESIGN OR MANUFACTURE OF THE ARTICLE REPRESENTED HEREON, OR USE SAME IN ANY WAY DETERMINAL TO THE INTEREST OF FAIRFIELD MFG. CO., INC.

| | | | |
|--------------------------|--|-----------------|---|
| DRAFTSMAN Beck | | DATE 10-8-73 | FAIRFIELD MFG. Co., Inc. LAFAYETTE, IND. 47505 |
| CHECKER | | | |
| PROJECT ENG. | | | TITLE SERVICE LITERATURE |
| RELEASED | | | SCALE: DRAWING NO. WIA & WIB |

WHEEL DRIVE ASSEMBLY - 610291
 W1B140324

| <u>ITEM</u> | <u>PART NO.</u> | <u>QTY.</u> | <u>DESCRIPTION</u> |
|-------------|-----------------|-------------|--------------------------|
| 1 | 610154 | 1 | Hub-Spindle Sub-Assembly |
| 1A | 610038 | 1 | Spindle |
| 1B | 610904 | 1 | Seal |
| 1C | 610905 | 1 | Bearing Cup |
| 1D | 610906 | 1 | Bearing Cone |
| 1E | 610907 | 1 | Bearing Cup |
| 1F | 610908 | 1 | Bearing Cone |
| 1G | 610047 | 1 | Hub |
| 1H | 610909 | 1 | Spacer |
| 1I | 610910 | 1 | Retainer Ring |
| 1J | 610147 | 2 | pipe Plug |
| 1N | 160911 | 9 | Stud |
| 2 | 610148 | 1 | Internal Gear |
| 3 | 610933 | 1 | Carrier Assembly |
| 4 | 610937 | 1 | Ring Gear |
| 5 | 610903 | 2 | O-Ring |
| 6 | 610155 | 1 | Cover Assembly |
| 6A | 610149 | 1 | Cover |
| 6B | 610914 | 1 | Cover Cap |
| 6C | 610150 | 4 | Bolt |
| 6D | 610901 | 1 | Disconnect Cap |
| 6E | 610915 | 1 | Disconnect Rod |
| 6F | 610916 | 1 | O-Ring |
| 6G | 610917 | 1 | O-Ring |
| 6H | 610151 | 1 | Pipe Nipple |
| 6I | 610152 | 1 | ID plate |
| 7 | 610048 | 1 | Input Shaft Assembly |
| 7A | 610046 | 1 | Input Shaft |
| 7B | 610936 | 1 | Retaining Ring |
| 7C | 610145 | 1 | Spring |
| 7D | 610153 | 2 | Spacer |
| 8 | 610919 | 1 | Input Gear |
| 9 | 610920 | 1 | Thrust Spacer |
| 10 | 610921 | 1 | Thrust Spacer |
| 11 | 610922 | 2 | Thrust Washer |
| 12 | 610930 | 12 | Bolt |
| 13 | 610923 | 4 | Shoulder Bolt |
| 14 | 610037 | 1 | Coupling |
| 16 | 610049 | 15 | Flat Washer |

WHEEL DRIVE ASSEMBLY - 437617

W1A440118

| <u>ITEM</u> | <u>PART NO.</u> | <u>QTY.</u> | <u>DESCRIPTION</u> |
|-------------|-----------------|-------------|--------------------------|
| 1 | 610156 | 1 | Hub-Spindle Sub-Assembly |
| | 610052 | 1 | Spindle |
| | 610904 | 1 | Seal |
| | 610905 | 1 | Bearing Cup |
| | 610906 | 1 | Bearing Cone |
| | 610907 | 1 | Bearing Cup |
| | 610908 | 1 | Bearing Cone |
| | 610047 | 1 | Hub |
| | 610909 | 1 | Spacer |
| | 610910 | 1 | Retaining Ring |
| | 610147 | 2 | Pipe Plug |
| | 610911 | 9 | Stud |
| 2 | 610148 | 1 | Internal Gear |
| 3 | 610912 | 1 | Carrier Assembly |
| 4 | 610929 | 1 | Ring Gear |
| 5 | 610903 | 2 | O-Ring |
| 6 | 610155 | 1 | Cover Assembly |
| | 610149 | 1 | Cover |
| | 610914 | 1 | Cover Cap |
| | 610150 | 4 | Bolt |
| | 610901 | 1 | Disconnect Cap |
| | 610915 | 1 | Disconnect Rod |
| | 610916 | 1 | O-Ring |
| | 610917 | 1 | O-Ring |
| | 610151 | 1 | Pipe Plug |
| | 610152 | 1 | ID Plate |
| 7 | 610158 | 1 | Input Shaft Assembly |
| | 610159 | 1 | Input Shaft |
| | 610936 | 2 | Retaining Ring |
| | 610145 | 1 | Spring |
| | 610153 | 2 | Spacer |
| 8 | 610919 | 1 | Input Gear |
| 9 | 610920 | 1 | Thrust Spacer |
| 10 | 610921 | 1 | Thrust Spacer |
| 11 | 610922 | 2 | Thrust Washer |
| 12 | 610930 | 12 | Bolt |
| 13 | 610923 | 4 | Shoulder Bolt |
| 14 | 610931 | 1 | Coupling |
| 16 | 610049 | 16 | Flat Washer |
| 17 | 610160 | 1 | Retaining Ring |

NOTICE

The following three pages contain decals for the 1986 8250.

These decals can be obtained from Hagie Mfg. Co. and should be used whenever your machine is repainted or when the decals become worn, weathered or faded.

Special attention should be paid to decals involving personal safety. They have been attached for your protection.

KEEP THEM IN PLACE.

Contact: Hagie Manufacturing Co.
Box 273, Clarion, Iowa 50525

8250 DECALS

| QTY. | P/N | DESCRIPTION | LOCATION |
|------|--------|-------------------------|---|
| 1 | 650814 | Park Brake Decal | Near Parking Brake Lever |
| 2 | 650847 | No Passenger Decal | (1) - Left Rear Leg (1) - Left Inside Door Channel |
| 1 | 650848 | Slip Or Fall Decal | On Left Rear Leg |
| 1 | 650849 | Engine Fuel Decal | Near Fuel Filler Neck |
| 2 | 650850 | Chemical Decal | On Solution Tank Lids |
| 2 | 650851 | Shields Decal | On Side Of Top Engine Cover |
| 1 | 650852 | Read Manual Decal | On Front Cab Mounting Angle To Right Of Steering |
| 1 | 650853 | Steering Console Decal | On Steering Column Cover |
| 2 | 650777 | 250 Gal. Sight Decal | (1) - On Each Sight Gauge Mount |
| 1 | 650858 | Do Not Use Ether Decal | Near Air Cleaner Tube |
| 1 | 650861 | Vent Slide Decal | On Air Conditioner Console |
| 2 | 650865 | Hagie Decal | On Sides Of Top Engine Cover |
| 2 | 650305 | 8250 Decal | On Sides Of Top Engine Cover |
| 1 | 650868 | Boom Fold Decal | On Console Sheet Metal |
| 1 | 650869 | Boom Level & Lift Decal | On Console Sheet Metal |
| 1 | 650881 | Choke Decal | On Console Sheet Metal |
| 1 | 650882 | Wiper Decal | On Console Sheet Metal |
| 1 | 650935 | Speedometer | On Speedometer Gauge |
| 1 | 650939 | Speed & Tach Decal | On Console Sheet Metal |
| 1 | 650953 | Gasoline Decal | Near Fuel Filler Neck |
| 1 | 650954 | Diesel Decal | Near Fuel Filler Neck |
| 1 | 650957 | Oil Decal | On Console Sheet Metal |
| 1 | 650958 | Gen Decal | On Console Sheet Metal |
| 1 | 650967 | Throttle Decal | On Console Sheet Metal |
| 1 | 650968 | Hydrostatic Decal | On Console Sheet Metal |
| 1 | 650969 | Spray Pressure Decal | On Console Sheet Metal |
| 1 | 650970 | Agitator Decal | On Console Sheet Metal |
| 1 | 650973 | Boom Spray Decal | On Console Sheet Metal |
| 1 | 650981 | Cooling System Decal | Near Radiator Cap |
| 1 | 650982 | Electrical Decal | Left Hand Side Of Oil Tank |
| 4 | 650985 | Wheel Bolt Torque Decal | On Each Wheel Rim |
| 1 | 650893 | Diesel Start Decal | Cab Mounting Angle |
| 1 | 650856 | RH 200 Gal. Sight Decal | On Right Front Leg |
| 1 | 650875 | LH 200 Gal. Sight Decal | On Left Front Leg |

8250

650857 - Left 200 Gallon

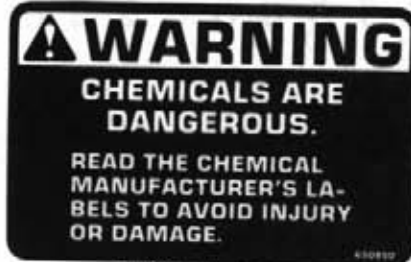
650305 - 8250 Decal

650856 - Right 200 Gallon

Sight Gauge Decal

Sight Gauge Decal

- 60 -



650850 - Chemicals Decal



650848 - Slip Or Fall Decal



650814 - Park Brake Decal



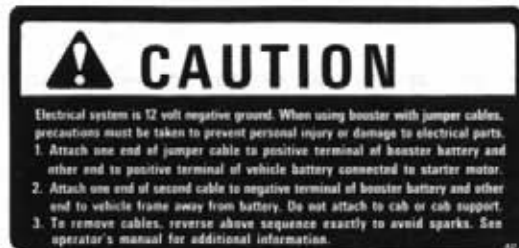
650981 - Cooling System Decal



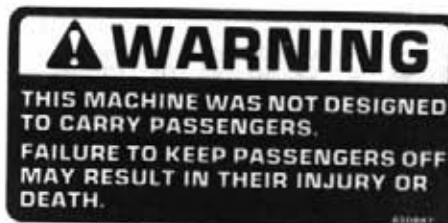
650851 - Shields Decal



650853 - Steering Console Decal



650982 - Electrical System Decal



650847 - No Passenger Decal

140
130
120
110
100
90
80
70
60
50
40

140
130
120
110
100
90
80
70
60
50
40

CAUTION

READ OPERATOR'S MANUAL. BE ALERT. LEARN TO OPERATE THIS MACHINE SAFELY. OBSERVE ALL SAFETY PRACTICES. MACHINES CAN BE HAZARDOUS IN THE HANDS OF AN UNFAMILIAR, UNTRAINED, OR COMPLACENT OPERATOR. SHUT OFF ENGINE BEFORE SERVICING. WHEN MECHANISM BECOMES CLOGGED, SHUT OFF ENGINE BEFORE CLEANING. DON'T RISK INJURY OR DEATH.

650852 - Read Manual Decal

GASOLINE

650953 - Gasoline Decal

DIESEL STARTING INSTRUCTIONS
 TURN SWITCH TO POSITION R(RUN).
 RELEASE STOP CONTROL.
 OPEN THROTTLE FULLY.
WARM WEATHER OR ENGINE WARM
 TURN SWITCH TO HS (HEAT & START).
COLD WEATHER
 TURN SWITCH TO H(HEAT)FOR 15-20 SECONDS. TURN SWITCH TO HS.
 IF ENGINE DOESN'T START IN 20 SEC. RETURN TO H FOR 10 SEC. REPEAT HS. ENGINE OIL MUST CONFORM TO MIL-L-2104B 10W30 SEE MANUAL.

650893 - Diesel Start Decal

CAUTION

DO NOT USE ETHER AS A STARTING FLUID WITH THIS ENGINE. IT IS EQUIPPED WITH A GLOW PLUG IGNITER. USE OF ETHER MAY RESULT IN INJURY OR DEATH. SEE OPERATOR'S MANUAL FOR STARTING INSTRUCTIONS.

650858 - Do Not Use Ether Decal

DIESEL

650954 - Diesel Decal

L. LEVEL - LIFT - R. LEVEL

650869 - Boom Level And Lift Decal

| | | |
|-------|--------|---------|
| LEFT | CENTER | RIGHT |
| SPRAY | BOOM | CONTROL |
| | MAIN | -ON |
| | | -OFF |

650973 - Boom Spray Decal

**TO OPEN OUTSIDE AIR VENT
 PUSH VENT KNOB IN.
 TO CLOSE OUTSIDE VENT
 PULL KNOB OUT.**

650861 - Vent Slide Decal

HIGH — SPRAY PRESSURE — OFF

650969 - Spray Pressure Decal

FAST — AGITATOR — STOP

650970 - Agitator Decal

OIL WIPER GEN.

650957 - Oil Decal

650882 - Wiper Decal

650958 - Gen Decal

Keep wheel bolts tight. See owner's manual for torque specifications.

650985 - Wheel Bolt Torque Decal

L FOLD R

650868 - Boom Fold Decal

CHOKE

650881 - Choke Decal

M.P.H.
OFF
R.P.M.

650939 - Speed And Tach Decal

FORWARD
NEUTRAL
REVERSE

FAST
THROTTLE
SLOW

650967 - Throttle Decal

CAUTION

ENGINE FUEL CAN BE DANGEROUS

- TURN OFF ENGINE BEFORE REFUELING.
- DO NOT SMOKE WHILE REFUELING.
- CLEAN OFF ANY SPILLED FUEL AFTER REFUELING.

CARELESSNESS WITH FUEL CAN KILL

650849 - Engine Fuel Decal

HAGIE
MPH

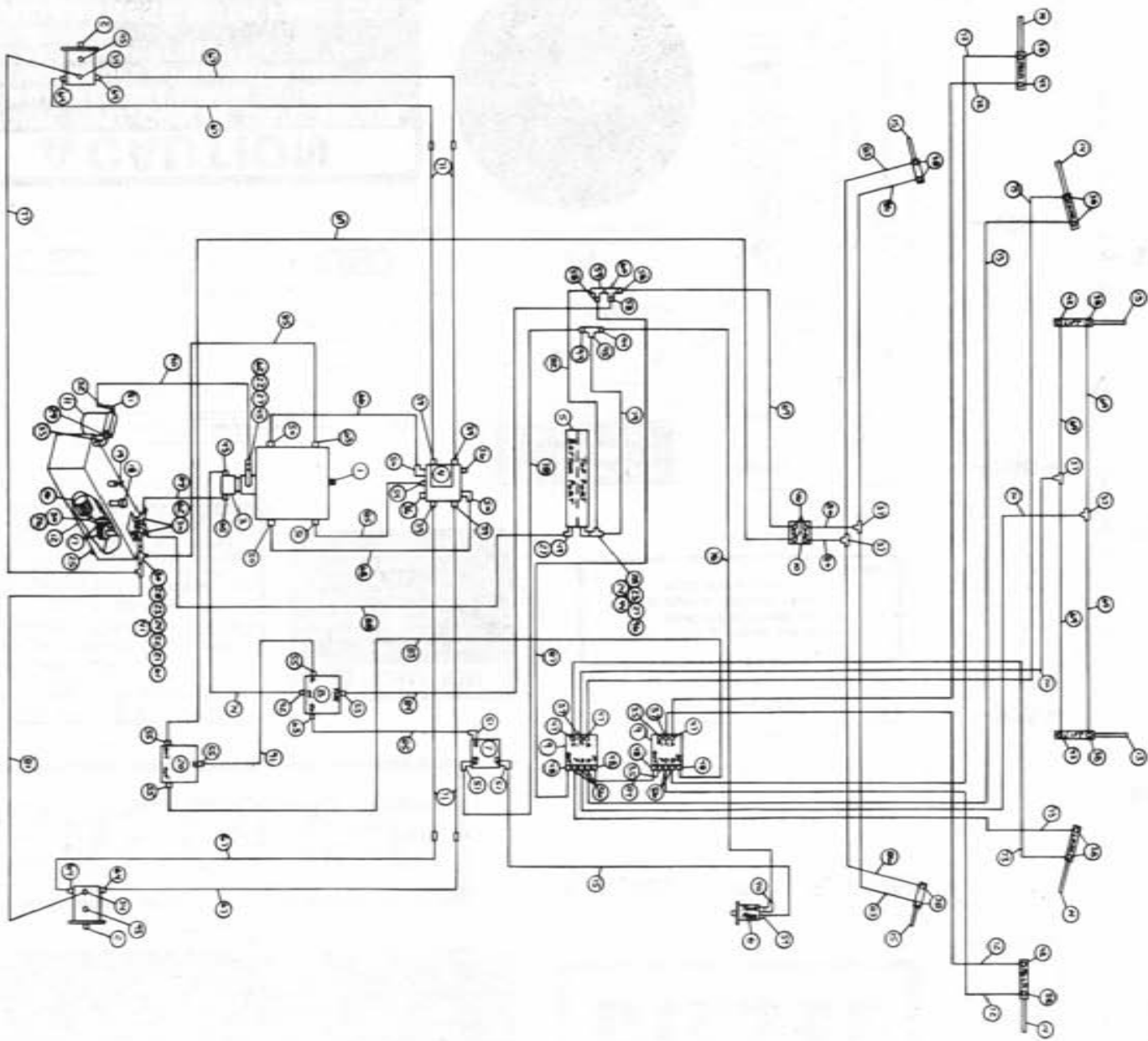
650935 - Speedometer Decal

650777
250
225
200
175
150

650968 - Hydrostatic Decal

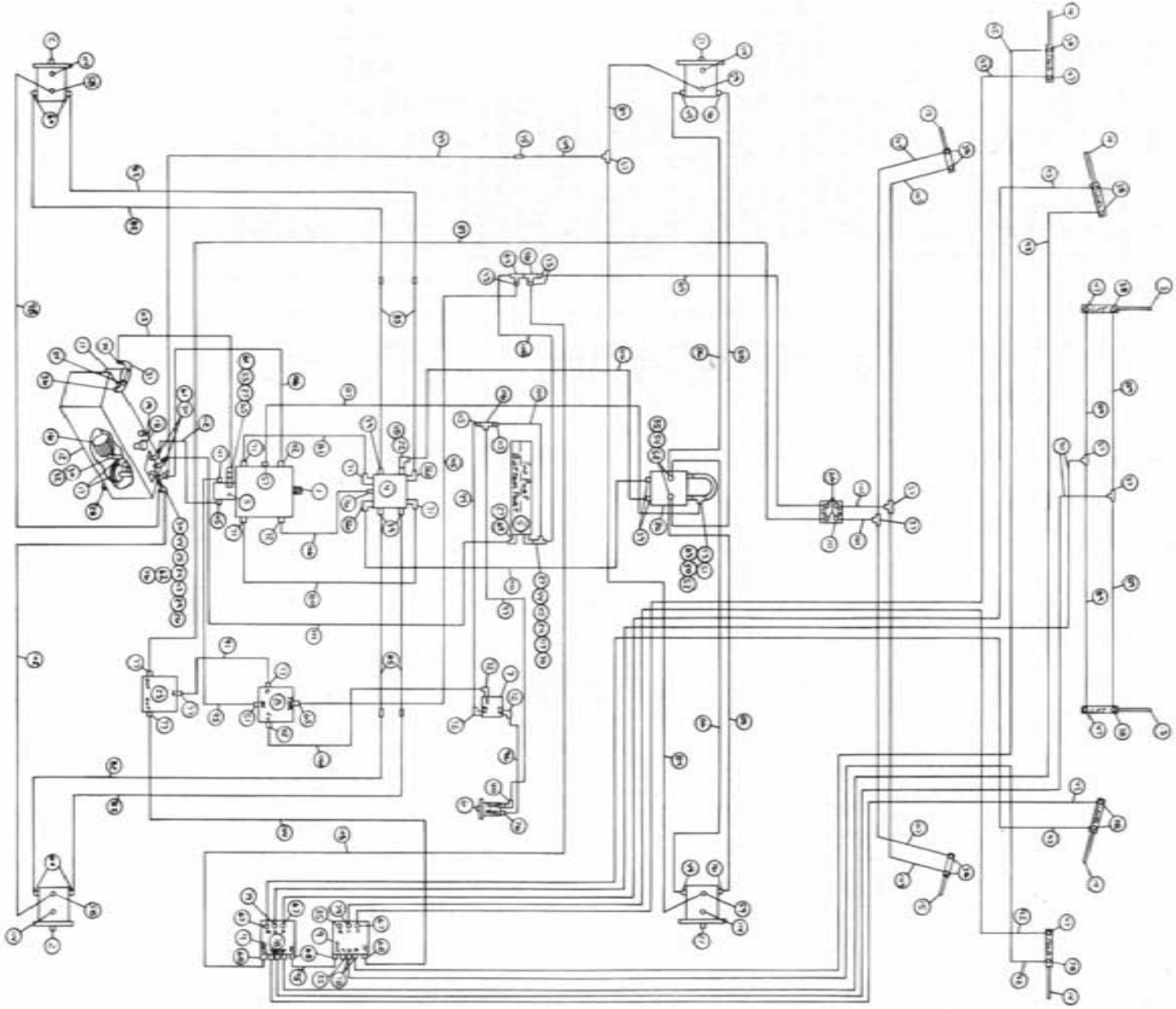
125
100
75
200
150
25

650777 - 250 Gallon Sight Gauge Decal



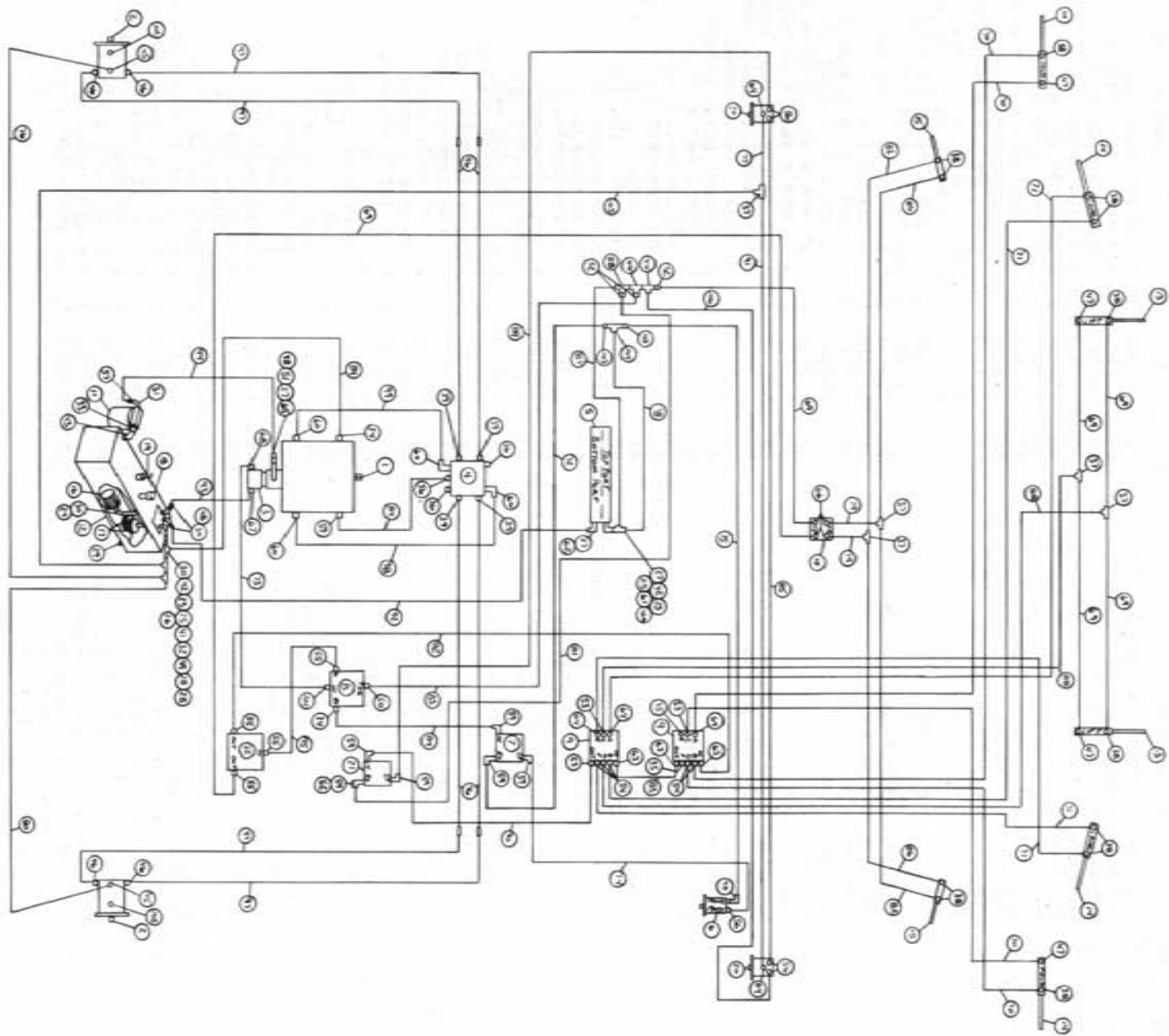
1986 8250 HYDRAULIC SCHEMATIC
TWO-WHEEL DRIVE WITH POLY TANKS
REFERANCE DRAWING NO. 498216
SERIAL NUMBER
060368001 Thru 060368100

| Ref. | P/N | Qty. | Description | Ref. | P/N | Qty. | Description |
|------|--------|------|------------------------------------|------|--------|------|-------------------------------|
| 1 | 606866 | 1 | Sundstrand Series 23 Pump A-Mount | 49 | 618138 | 1 | 1 NPT x 90 x 1 Hose Barb |
| 2 | 610030 | 2 | Sundstrand Series 18 Wheel Motor | 50 | 618178 | 4 | 1 5/16 MOR x 90 x 1 5/16 MJIC |
| 3 | 610446 | 1 | Cessna Pump 1.48 CU.IN. | 51 | 618183 | 4 | 7/8 MOR x 90 x 3/4 MJIC |
| 4 | 615003 | 1 | Large Manifold | 52 | 715664 | 1 | 1 1/4 NPT x 1 Hose Barb |
| 5 | 618088 | 1 | Oil Cooler | 53 | 618011 | 1 | 3/8 NPT x 9/16 MJIC |
| 6 | 690249 | 1 | Hypro Solution Pump | 54 | 618241 | 2 | 3/4 MOR x 90 x 3/4 MJIC |
| 7 | 606818 | 1 | Flow Control PGR51 | 55 | 618310 | 4 | 7/8 MOR x 9/16 MJIC |
| 8 | 607518 | 1 | BGR56 Flow Divider | 56 | 618425 | 5 | 9/16 MOR x 45 x 9/16 MJIC |
| 9 | 606585 | 2 | Cessna 3-Spool Valve | 57 | 618440 | 2 | 9/16 MOR x 90 x 9/16 MJIC |
| 10 | 749150 | 1 | Steering Motor | 58 | 618482 | 3 | 3/4 FJIC x 9/16 MJIC |
| 11 | 605601 | 1 | Gresen Filter | 59 | 618311 | 1 | 3/4 MJIC Union Tee |
| 12 | 760097 | 1 | Hydraulic Oil Tank | 60 | 618451 | 1 | 3/4 FJIC Swivel Run Tee |
| 13 | 620499 | 2 | Lift Cylinder | 61 | 618520 | 1 | 1/4 NPT x 9/16 MJIC |
| 14 | 620052 | 4 | Fold & Level Cylinder | 62 | 714560 | 3 | 1 NPT x 1 Hose Barb |
| 15 | 620080 | 2 | Steering Cylinder | 63 | 618327 | 2 | 7/8 MOR x 3/4 MJIC |
| 16 | 605600 | 1 | Michigan Filter | 64 | 618302 | 4 | 1 5/16 MOR x 90 x 1 1/16 MJIC |
| 17 | 605603 | 2 | Line Diffuser | 65 | 618563 | 1 | 1 1/16 MOR x 90 x 1 Hose Barb |
| 18 | 611051 | 1 | Breather Cap | 66 | 615569 | 1 | Hydraulic Tube Assembly Left |
| 19 | 614453 | 1 | Dipstick | 67 | 615571 | 4 | Hydraulic Tube Assembly Right |
| 20 | 607504 | 1 | B50 Flow Divider | 68 | 615568 | 1 | Hydraulic Tube Assembly |
| 21 | 503000 | 1 | 1/2 NPT To 1/4 NPT Reducer Bushing | 69 | 611204 | 6 | 4C1T-6FJX-6FJX-78 |
| 22 | 505110 | 1 | 1 NPT x 45 Street Elbow | 70 | 611206 | 2 | 4C1T-6FJX-6FJX-66 |
| 23 | 504702 | 2 | 3/4 NPT Close Nipple | 71 | 611141 | 4 | 12TWM-12FJX-12MJ-53 |
| 24 | 504955 | 2 | 3/4 NPT pipe Tee | 72 | 614098 | 4 | 4C1A-6FJX-6FJX-201 |
| 25 | 501102 | 1 | 1/4 NPT pipe Plug | 73 | 614154 | 4 | 4C1T-6FJX-6FJX-221 |
| 26 | 505203 | 1 | 1 NPT x 4 Pipe Nipple | 74 | 610325 | 1 | 10C1T-10FJX-10FJX-105 |
| 27 | 505200 | 3 | 1 NPT x 90 Street Elbow | 75 | 614547 | 1 | 8C1T-8FJX-8FJX90-144 |
| 28 | 505213 | 2 | 1 NPT To 3/4 NPT Reducer Bushing | 76 | 614548 | 1 | 8C1T-8FJX-8FJX90-120 |
| 29 | 506602 | 1 | 1 1/4 NPT x 2 1/2 Pipe Nipple | 77 | 614549 | 1 | 6C1T-6FJX-6FJX-140 |
| 30 | 505300 | 4 | 1 NPT x 90 Elbow | 78 | 614382 | 1 | 8C1T-8FJX-8FJX-40 |
| 31 | 506410 | 1 | 1 1/4 NPT x 90 Street Elbow | 79 | 615511 | 1 | 10C1T-10FJX-10FJX-60 |
| 32 | 504210 | 1 | 3/4 NPT To 1/2 NPT Reducer Bushing | 80 | 615442 | 2 | 4C1T-6FJX-6FJX-55 |
| 33 | 506303 | 1 | 1 1/4 NPT x 90 Elbow | 81 | 615449 | 1 | 6C1T-6FJX-6FJX-126 |
| 34 | 618496 | 2 | 3/4 MOR x 45 x 9/16 MJIC | 82 | 614368 | 1 | 8C1T-8FJX-8FJX-60 |
| 35 | 610185 | 2 | 9/16 MOR Plug | 83 | 616026 | 3 | 4C1A-6FJX-6FJX-37 |
| 36 | 610186 | 2 | 1 1/16 MOR Plug | 84 | 616042 | 2 | 4C1A-6FJX-6FJX-13 |
| 37 | 610193 | 4 | 9/16 MJIC Bulkhead Tee | 85 | 615465 | 3 | 8C1T-8FJX-8FJX-33 |
| 38 | 611122 | 12 | 1/4 NPT x 90 x 9/16 MJIC | 86 | 616056 | 2 | 4C1T-6FJX-6FJX-32 |
| 39 | 611127 | 4 | 1 1/16 MOR x 1 1/16 MJIC | 87 | 616028 | 1 | 4C1T-6FJX-6FJX-46 |
| 40 | 611145 | 1 | 1/2 NPT x 90 x 3/4 MJIC | 88 | 601255 | 1 | 1 ID x 104 2-Braid Red Hose |
| 41 | 610300 | 1 | 3/4 NPT x 3/4 MJIC | 89 | 601256 | 1 | 1 ID x 31 2-Braid Red Hose |
| 42 | 614365 | 4 | Restrictor Elbow | 90 | 601193 | 1 | 1 ID x 42 2-Braid Red Hose |
| 43 | 611128 | 1 | 7/8 MOR x 90 x 7/8 MJIC | 91 | 615452 | 1 | 6C1T-6FJX-6FJX-16 |
| 44 | 610305 | 1 | 3/4 NPT x 90 x 3/4 MJIC | 92 | 611126 | 1 | 7/8 MOR x 7/8 MJIC |
| 45 | 618090 | 1 | 1 5/16 MOR x 1 NPT | 93 | 611159 | 2 | 3/4 MOR Plug |
| 46 | 618109 | 4 | 3/4 MOR x 9/16 MJIC | 94 | 618523 | 2 | 7/8 FJIC x 3/4 MJIC |
| 47 | 618119 | 3 | 9/16 MOR x 90 x 9/16 MJIC | 95 | 618581 | 1 | 7/8 MJIC Union Tee |
| 48 | 618126 | 4 | 9/16 MOR x 9/16 MJIC | 96 | 618059 | 1 | 3/4 NPT x 7/8 MJIC |



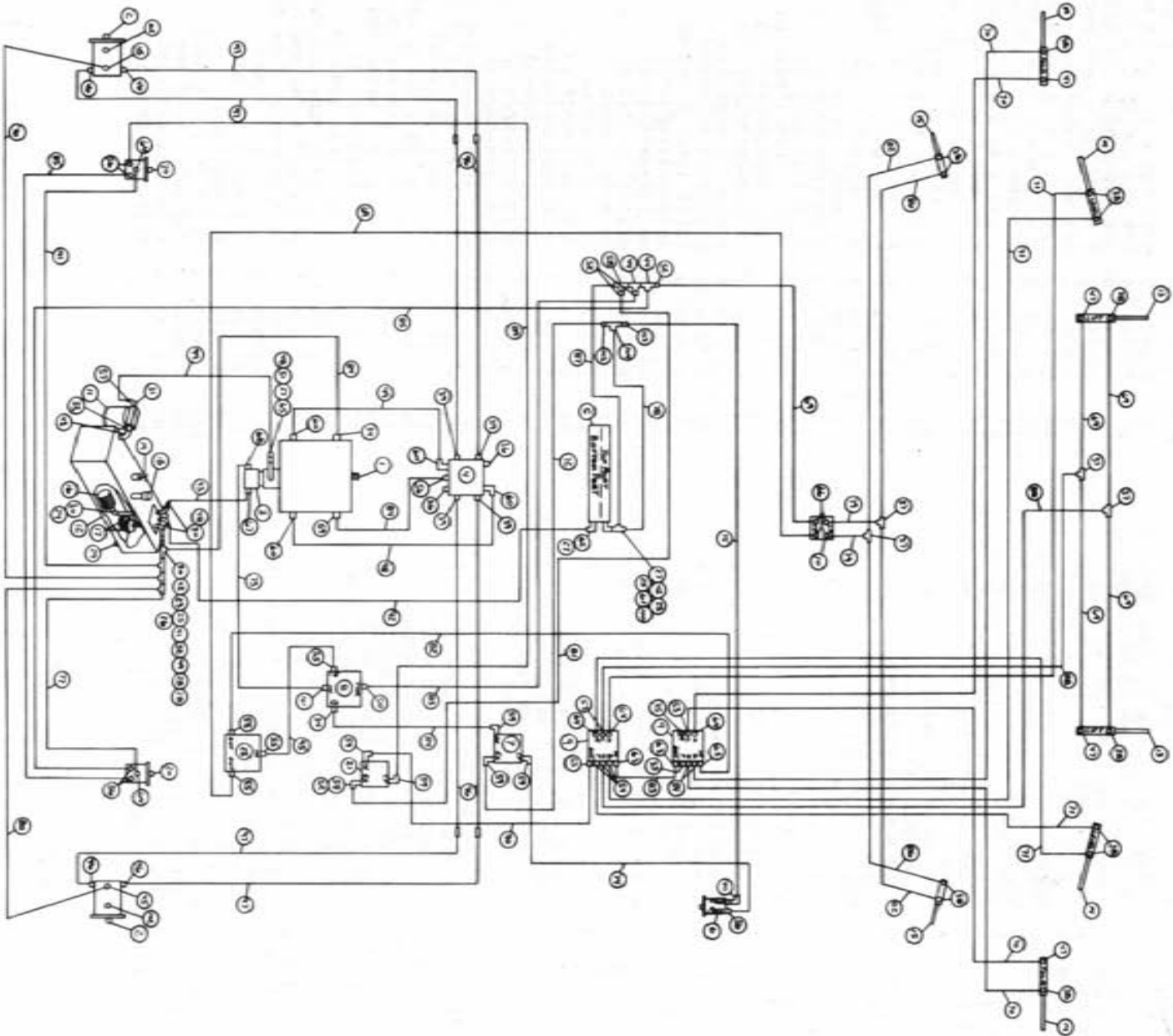
1986 8250 HYDRAULIC SCHEMATIC
 FOUR-WHEEL DRIVE WITH POLY TANKS
 REFERENCE DRAWING NO. 498217
 SERIAL NUMBER
 060368001 Thru 060368100

| Ref. | P/N | Qty. | Description | Ref. | P/N | Qty. | Description |
|------|--------|------|------------------------------------|------|--------|------|-------------------------------|
| 1 | 606866 | 1 | Sundstrand Series 23 Pump A-Mount | 61 | 714560 | 3 | 1 NPT X 1 Hose Barb |
| 2 | 610030 | 2 | Sundstrand Series 18 Wheel Motor | 62 | 618520 | 1 | 1/4 NPT x 9/16 MJIC Tee |
| 3 | 610446 | 1 | Cessna Pump 1.48 CU.IN. | 63 | 618011 | 1 | 3/8 NPT x 9/16 MJIC |
| 4 | 615003 | 1 | Large Manifold | 64 | 618311 | 1 | 3/4 MJIC Union Tee |
| 5 | 618088 | 1 | Oil Cooler | 65 | 618090 | 1 | 1 5/16 MOR x 1 NPT |
| 6 | 690249 | 1 | Hypro Solution Pump | 66 | 618109 | 4 | 3/4 MOR x 9/16 MJIC |
| 7 | 606818 | 1 | Flow Control W/Relief FCR51 | 67 | 618119 | 3 | 9/16 MOR x 90 x 9/16 MJIC |
| 8 | 607518 | 1 | BGR56 Flow Divider | 68 | 618126 | 4 | 9/16 MOR x 9/16 MJIC |
| 9 | 606585 | 2 | Cessna 3-Spool Valve | 69 | 618138 | 1 | 1 NPT x 90 x 1 Hose Barb |
| 10 | 749150 | 1 | Steering Motor | 70 | 610305 | 1 | 3/4 NPT x 90 x 3/4 MJIC |
| 11 | 605601 | 1 | Gresen Filter | 71 | 618178 | 4 | 1 5/16 MOR x 90 x 1 5/16 MJIC |
| 12 | 760097 | 1 | Hydraulic Oil Tank | 72 | 618183 | 4 | 7/8 MOR x 90 x 3/4 MJIC |
| 13 | 620499 | 2 | Lift Cylinder | 73 | 618482 | 3 | 3/4 FJIC x 9/16 MJIC |
| 14 | 620052 | 4 | Fold & Level Cylinder | 74 | 715664 | 1 | 1 1/4 NPT x 1 Hose Barb |
| 15 | 620080 | 2 | Steering Cylinder | 75 | 618314 | 1 | 3/4 MJIC Union |
| 16 | 605600 | 1 | Michigan Filter | 76 | 618241 | 4 | 3/4 MOR x 90 x 3/4 MJIC |
| 17 | 605603 | 2 | Line Diffuser | 77 | 618310 | 4 | 7/8 MOR x 9/16 MJIC |
| 18 | 611051 | 1 | Oil Breather | 78 | 618425 | 5 | 9/16 MOR x 45 x 9/16 MJIC |
| 19 | 614453 | 1 | Oil Dipstick | 79 | 618440 | 2 | 9/16 MOR x 90 x 9/16 MJIC |
| 20 | 606003 | 1 | Four-wheel Drive Selector Valve | 80 | 615568 | 1 | Right Hydraulic Tube Assembly |
| 21 | 610029 | 2 | Sundstrand Series 15 Wheel Motor | 81 | 615569 | 1 | Left Hydraulic Tube Assembly |
| 22 | 610028 | 1 | 16 Gallon Flow Control | 82 | 615571 | 4 | Hydraulic Tube Assembly |
| 23 | 607504 | 1 | B50 Flow Divider | 83 | 614198 | 1 | Four-wheel Drive U-Tube |
| 24 | 504955 | 2 | 3/4 NPT Pipe Tee | 84 | 615450 | 2 | 6C1T-6FJX-6FJX45-112 |
| 25 | 504702 | 4 | 3/4 Close Nipple | 85 | 611141 | 4 | 12TWM-12FJX-12MJ-53 |
| 26 | 610300 | 1 | 3/4 NPT x 3/4 MJIC | 86 | 615426 | 1 | 8TWM-8FJX-8FJX90-114 |
| 27 | 505200 | 3 | 1 NPT x 90 Street Elbow | 87 | 614076 | 1 | 4C1T-6FJX-6FJX-119 |
| 28 | 501102 | 1 | 1/4 NPT Pipe Plug | 88 | 615427 | 2 | 8TWM-8FJX-10FJX-107 |
| 29 | 503000 | 1 | 1/2 NPT To 1/4 NPT Reducer Bushing | 89 | 611204 | 6 | 4C1T-6FJX-6FJX-78 |
| 30 | 505300 | 4 | 1 NPT x 90 Elbow | 90 | 611206 | 2 | 4C1T-6FJX-6FJX-66 |
| 31 | 506410 | 1 | 1 1/4 NPT x 90 Street Elbow | 91 | 615452 | 1 | 6C1T-6FJX-6FJX-16 |
| 32 | 505203 | 1 | 1 NPT x 4 Pipe Nipple | 92 | 614098 | 4 | 4C1A-6FJX-6FJX-201 |
| 33 | 505110 | 1 | 1 NPT x 45 Street Elbow | 93 | 614154 | 4 | 4C1T-6FJX-6FJX-221 |
| 34 | 506602 | 1 | 1 1/4 NPT x 2 1/2 Pipe Nipple | 94 | 614382 | 1 | 8C1T-8FJX-8FJX-40 |
| 35 | 610185 | 2 | 9/16 MOR Plug | 95 | 610325 | 1 | 10C1T-10FJX-10FJX-105 |
| 36 | 506303 | 1 | 1 1/4 NPT x 90 Elbow | 96 | 614547 | 1 | 8C1T-8FJX-8FJX90-144 |
| 37 | 610193 | 5 | 9/16 MJIC Bulk Head Tee | 97 | 614548 | 1 | 8C1T-8FJX-8FJX90-120 |
| 38 | 611122 | 12 | 1/4 NPT x 90 x 9/16 MJIC | 98 | 614549 | 1 | 6C1T-6FJX-6FJX-140 |
| 39 | 611127 | 5 | 1 1/16 MOR x 1 1/16 MJIC | 99 | 614425 | 1 | 8C1T-8FJX-8FJX-132 |
| 40 | 611145 | 1 | 1/2 NPT x 90 x 3/4 MJIC | 100 | 615511 | 1 | 10C1T-10FJX-10FJX-60 |
| 41 | 611128 | 1 | 7/8 MOR x 90 x 7/8 MJIC | 101 | 615442 | 2 | 4C1T-6FJX-6FJX-55 |
| 42 | 618327 | 2 | 7/8 MOR x 3/4 MJIC | 102 | 615449 | 1 | 6C1T-6FJX-6FJX-126 |
| 43 | 504210 | 1 | 3/4 NPT To 1/2 NPT Reducer Bushing | 103 | 616028 | 1 | 4C1A-6FJX-6FJX-47 |
| 44 | 505213 | 2 | 1 NPT To 3/4 Reducer Bushing | 104 | 616026 | 3 | 4C1A-6FJX-6FJX-37 |
| 45 | 618563 | 1 | 1 1/16 MOR x 90 x 1 Hose Barb | 105 | 616042 | 2 | 4C1A-6FJX-6FJX-13 |
| 46 | 618451 | 2 | 3/4 FJIC Swiv Run Tee | 106 | 615465 | 3 | 8C1T-8FJX-8FJX-33 |
| 47 | 614365 | 4 | Restrictor Elbow | 107 | 616056 | 2 | 4C1T-6FJX-6FJX-32 |
| 48 | 618279 | 1 | 7/8 MOR x 90 x 1 1/16 MJIC | 108 | 614368 | 1 | 8C1T-8FJX-8FJX-60 |
| 49 | 611125 | 2 | 3/4 MOR x 3/4 MJIC | 109 | 615473 | 1 | 6C1T-6FJX-6FJX-18 |
| 50 | 618287 | 1 | 7/8 MOR x 7/8 MJIC x 9/16 MJIC Tee | 110 | 615589 | 2 | 8TWM-12FJX-12FJX-126 |
| 51 | 611126 | 2 | 7/8 MOR x 7/8 MJIC | 111 | 601255 | 1 | 1 ID x 104 2-Braid Red Hose |
| 52 | 618535 | 2 | 1 1/16 MOR x 90 x 7/8 MJIC | 112 | 601256 | 1 | 1 ID x 31 2-Braid Red Hose |
| 53 | 618132 | 2 | 1 1/16 MOR x 7/8 FOR | 113 | 601193 | 1 | 1 ID x 42 2-Braid Red Hose |
| 54 | 618333 | 2 | 7/8 FJIC Swivel Run Tee | 114 | 611159 | 4 | 3/4 MOR Plug |
| 55 | 618301 | 2 | 7/8 MJIC x 90 x 7/8 FJIC Swivel | 115 | 618523 | 2 | 7/8 FJIC x 3/4 MJIC |
| 56 | 618248 | 2 | 1 1/16 MOR x 90 x 1 1/16 MJIC | 116 | 618581 | 2 | 7/8 MJIC Union Tee |
| 57 | 618114 | 1 | 7/16 MOR x 90 x 9/16 MJIC | 117 | 618059 | 1 | 3/4 NPT x 7/8 MJIC |
| 58 | 618496 | 2 | 3/4 MOR x 45 x 9/16 MJIC | | | | |
| 59 | 618115 | 2 | 3/4 MOR x 90 x 9/16 MJIC | | | | |
| 60 | 618302 | 4 | 1 5/16 MOR x 90 x 1 1/16 MJIC | | | | |



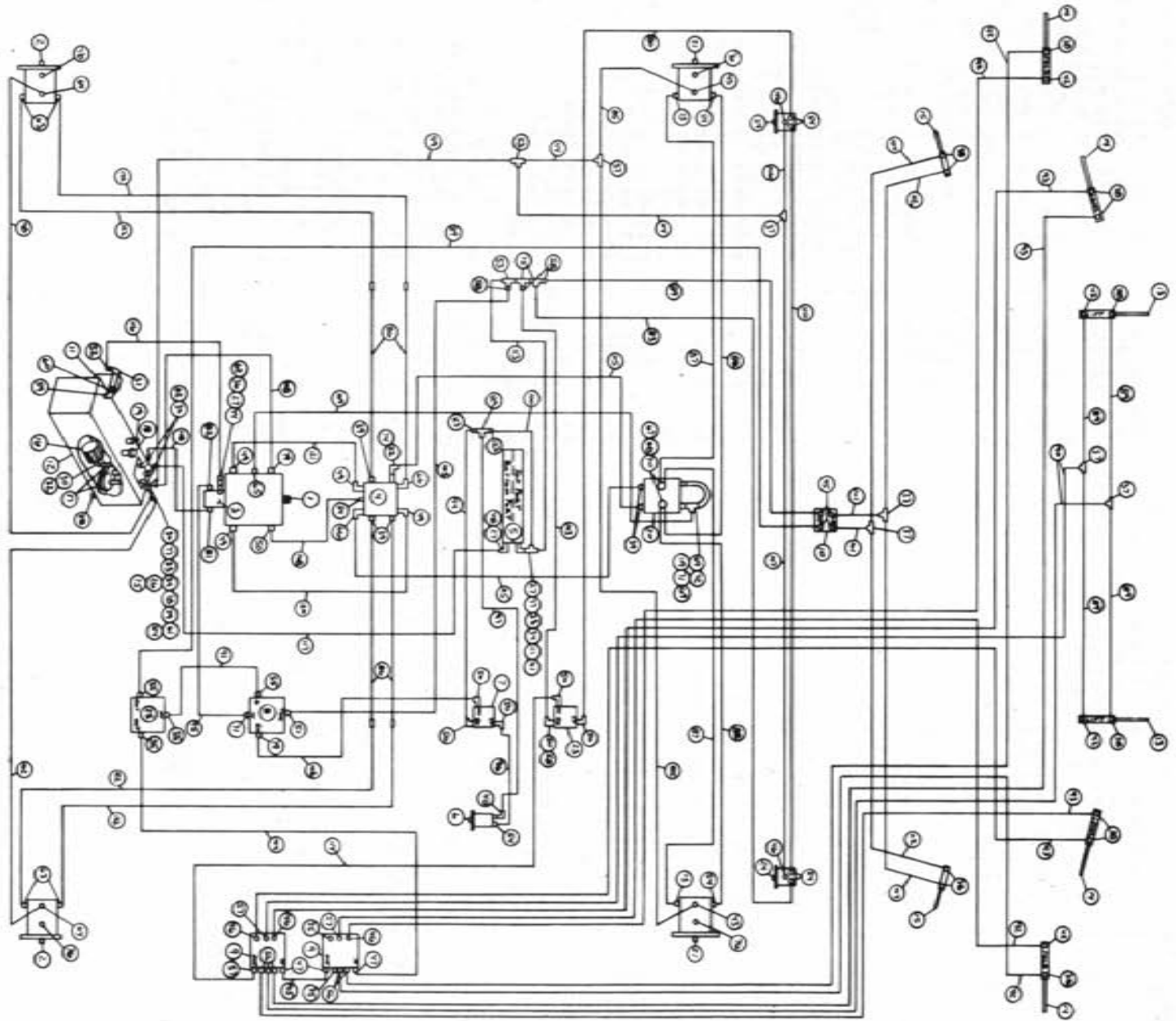
1986 8250 HYDRAULIC SCHEMATIC
TWO-WHEEL DRIVE STAINLESS STEEL 200 GAL. TANKS
REFERENCE DRAWING NO. 498218
SERIAL NUMBER
060368001 Thru 060368100

| Ref. | P/N | Qty. | Description | Ref. | P/N | Qty. | Description |
|------|--------|------|------------------------------------|------|--------|------|-------------------------------|
| 1 | 606866 | 1 | Sundstrand Series 23 Pump A-Mount | 54 | 618425 | 5 | 9/16 MOR x 45 x 9/16 MJIC |
| 2 | 610030 | 2 | Sundstrand Series 18 Wheel Motor | 55 | 618310 | 4 | 7/8 MOR x 9/16 MJIC |
| 3 | 610446 | 1 | Cessna Pump 1.48 Cu.In. | 56 | 618241 | 6 | 3/4 MOR x 90 x 3/4 MJIC |
| 4 | 615003 | 1 | Large Manifold | 57 | 715664 | 1 | 1/4 NPT x 1 Hose Barb |
| 5 | 618088 | 1 | Oil Cooler | 58 | 618311 | 1 | 3/4 MJIC Union Tee |
| 6 | 690249 | 1 | Hypro Solution Pump | 59 | 618183 | 7 | 7/8 MOR x 90 x 3/4 MJIC |
| 7 | 606818 | 1 | Flow Control PCRS1 | 60 | 618178 | 4 | 1 5/16 MOR x 90 x 1 5/16 MJIC |
| 8 | 607518 | 1 | BGR56 Flow Divider | 61 | 610305 | 1 | 1 NPT x 90 x 1 Hose Barb |
| 9 | 606585 | 2 | Cessna 3-Spool Valve | 62 | 618138 | 3 | 9/16 MOR x 9/16 MJIC |
| 10 | 749150 | 1 | Steering Motor | 63 | 618126 | 3 | 9/16 MOR x 90 x 9/16 MJIC |
| 11 | 605601 | 1 | Gresen Filter | 64 | 618119 | 5 | 1 5/16 MOR x 1 NPT |
| 12 | 760097 | 1 | Hydraulic Oil Tank | 65 | 618090 | 1 | 5/16 MOR x 1 NPT |
| 13 | 620499 | 2 | Lift Cylinder | 66 | 618109 | 4 | 3/4 MOR x 9/16 MJIC |
| 14 | 620052 | 4 | Fold & Level Cylinder | 67 | 618563 | 1 | 1 1/16 MOR x 90 x 1 Hose Barb |
| 15 | 620080 | 2 | Steering Cylinder | 68 | 611128 | 1 | 7/8 MOR x 90 x 7/8 MJIC |
| 16 | 605600 | 1 | Michigan Filter | 69 | 611204 | 6 | 4C1T-6FJX-6FJX-78 |
| 17 | 605603 | 2 | Line Diffuser | 70 | 614098 | 4 | 4C1A-6FJX-6FJX-201 |
| 18 | 611051 | 1 | Oil Breather | 71 | 614154 | 4 | 4C1T-6FJX-6FJX-221 |
| 19 | 614453 | 1 | Oil Dipstick | 72 | 614382 | 1 | 8C1T-8FJX-8FJX-40 |
| 20 | 610044 | 2 | Agitator Motor | 73 | 610325 | 1 | 10C1T-10FJX-10FJX-105 |
| 21 | 606827 | 1 | Agitator VPC PCS1 | 74 | 614547 | 1 | 8C1T-8FJX-8FJX90-144 |
| 22 | 607504 | 1 | B50 Flow Divider | 75 | 614548 | 1 | 8C1T-8FJX-8FJX90-120 |
| 23 | 504702 | 2 | 3/4 NPT Close Nipple | 76 | 614549 | 1 | 6C1T-6FJX-6FJX-140 |
| 24 | 505203 | 1 | 1 NPT x 4 Pipe Nipple | 77 | 615474 | 1 | 4C1T-6FJX-6FJX45-90 |
| 25 | 504955 | 2 | 3/4 NPT Pipe Tee | 78 | 615511 | 1 | 10C1T-10FJX-10FJX-60 |
| 26 | 610300 | 1 | 3/4 NPT x 3/4 MJIC | 79 | 615442 | 2 | 4C1T-6FJX-6FJX-55 |
| 27 | 505200 | 3 | 1 NPT x 90 Street Elbow | 80 | 615449 | 1 | 6C1T-6FJX-6FJX-126 |
| 28 | 618486 | 2 | 9/16 FJIC Swiv Run Tee | 81 | 616028 | 1 | 4C1A-6FJX-6FJX-47 |
| 29 | 501102 | 1 | 1/4 NPT Pipe Plug | 82 | 616022 | 2 | 4C1A-6FJX-6FJX-37 |
| 30 | 505300 | 4 | 1 NPT x 90 Elbow | 83 | 616042 | 3 | 4C1A-6FJX-6FJX-13 |
| 31 | 506410 | 1 | 1 1/4 x 90 Street Elbow | 84 | 615465 | 3 | 8C1T-8FJX-8FJX-33 |
| 32 | 503000 | 1 | 1/2 NPT To 1/4 NPT Reducer Bushing | 85 | 615455 | 1 | 6C1T-8FJX-8FJX-185 |
| 33 | 506602 | 1 | 1 1/4 NPT x 2 1/2 Pipe Nipple | 86 | 616056 | 2 | 4C1T-6FJX-6FJX-32 |
| 34 | 618327 | 2 | 7/8 MOR x 3/4 MJIC | 87 | 614368 | 1 | 8C1T-8FJX-8FJX-60 |
| 35 | 610185 | 2 | 9/16 MOR Plug | 88 | 611206 | 2 | 4C1T-6FJX-6FJX-66 |
| 36 | 610186 | 2 | 1 1/16 MOR Plug | 89 | 615454 | 1 | 6C1T-6FJX-8FJX90-147 |
| 37 | 610193 | 5 | 9/16 MJIC Bulkhead Tee | 90 | 615473 | 1 | 6C1T-6FJX-8FJX-18 |
| 38 | 611122 | 12 | 1/4 NPT x 90 x 9/16 MJIC | 91 | 615475 | 1 | 4C1A-6FJX-6FJX45-78 |
| 39 | 611127 | 4 | 1 1/16 MOR x 1 1/16 MJIC | 92 | 601255 | 1 | 1 ID x 104 2-Braid Red Hose |
| 40 | 611145 | 1 | 1/2 NPT x 90 x 3/4 MJIC | 93 | 601256 | 1 | 1 ID x 31 2-Braid Red Hose |
| 41 | 504210 | 1 | 3/4 To 1/2 NPT Reducer Bushing | 94 | 601193 | 1 | 1 ID x 42 2-Braid Red Hose |
| 42 | 505213 | 2 | 1 NPT To 3/4 NPT Reducer Bushing | 95 | 615452 | 1 | 6C1T-6FJX-6FJX-46 |
| 43 | 506303 | 1 | 1 1/4 NPT x 90 Elbow | 96 | 611141 | 4 | 12TWM-12FJX-12MJ-53 |
| 44 | 618451 | 2 | 3/4 FJIC Swivel Run Tee | 97 | 615571 | 4 | Hydraulic Tube Assembly |
| 45 | 618496 | 2 | 3/4 MOR x 45 x 9/16 MJIC | 98 | 615568 | 1 | Right Hydraulic Tube Assembly |
| 46 | 618302 | 4 | 1 5/16 MOR x 90 x 1 1/16 MJIC | 99 | 615569 | 1 | Left Hydraulic Tube Assembly |
| 47 | 614365 | 4 | Restrictor Elbow | 100 | 618059 | 1 | 3/4 NPT x 7/8 MJIC |
| 48 | 714560 | 3 | 1 NPT x 1 Hose Barb | 101 | 611126 | 1 | 7/8 MOR x 7/8 MJIC |
| 49 | 618520 | 1 | 1/4 NPT Run Tee x 9/16 MJIC | 102 | 611159 | 2 | 3/4 MOR Plug |
| 50 | 618011 | 1 | 3/8 NPT x 9/16 MJIC | 103 | 618523 | 2 | 7/8 FJIC x 3/4 MJIC |
| 51 | 505110 | 1 | 1 NPT x 45 Street Elbow | 104 | 618581 | 1 | 7/8 MJIC Union Tee |
| 52 | 618482 | 4 | 3/4 FJIC x 9/16 MJIC | 105 | 611210 | 1 | 4C1A-6FJX-6FJX-150 |
| 53 | 618440 | 3 | 9/16 MOR x 90 x 9/16 MJIC | 106 | 615456 | 1 | 6C1T-8FJX-8FJX-137 |



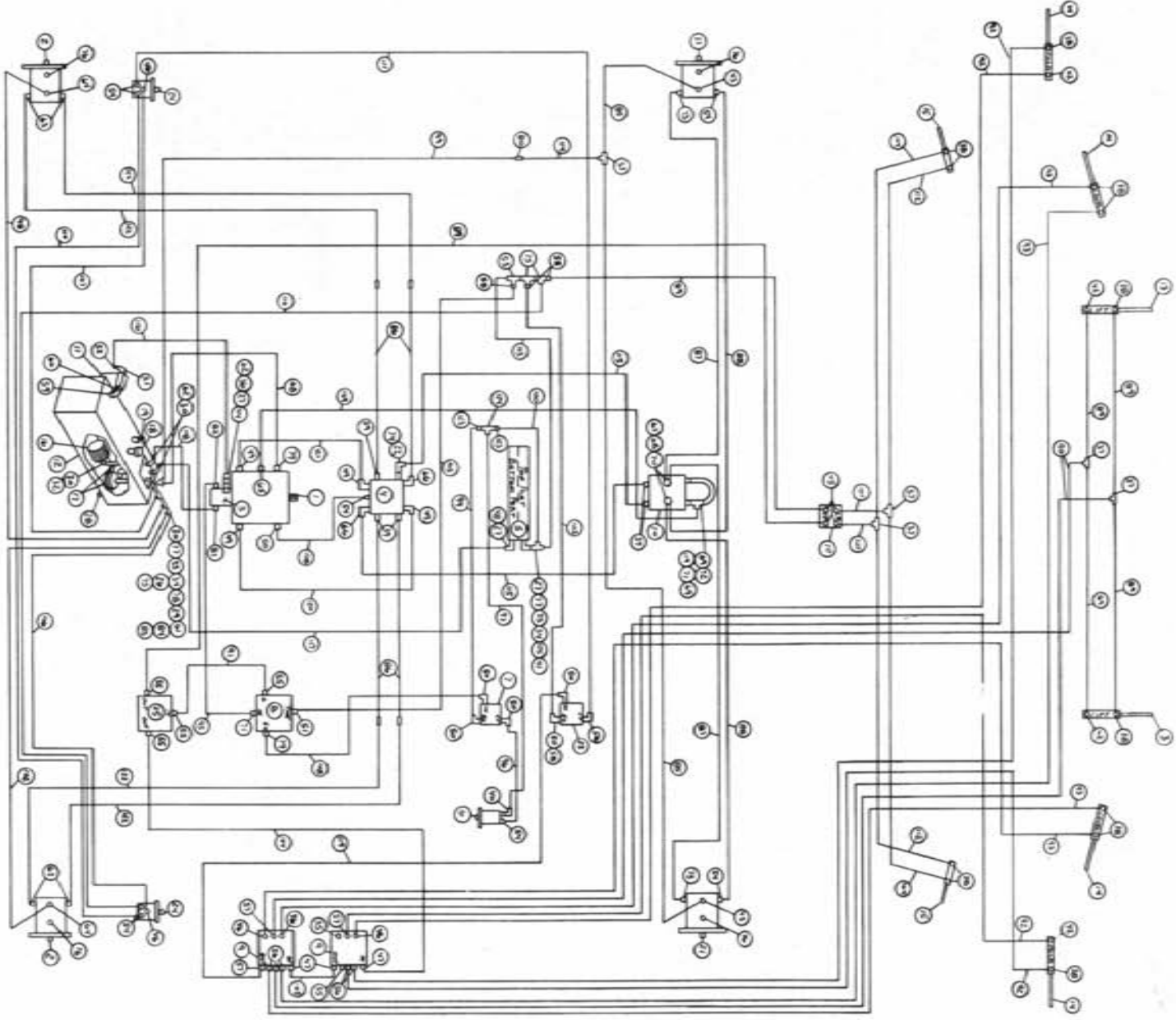
1986 8250 HYDRAULIC SCHEMATIC
TWO-WHEEL DRIVE STAINLESS STEEL 250 GAL. TANKS
REFERENCE DRAWING NO. 498219
SERIAL NUMBER
060368001 Thru 060368100

| Ref. | P/N | Qty. | Description | Ref. | P/N | Qty. | Description |
|------|--------|------|------------------------------------|------|--------|------|-------------------------------|
| 1 | 606866 | 1 | Sundstrand Series 23 Pump A-Mount | 53 | 618440 | 3 | 9/16 MOR x 90 x 9/16 MJIC |
| 2 | 610030 | 2 | Sundstrand Series 18 Wheel Motor | 54 | 618425 | 5 | 9/16 MOR x 45 x 9/16 MJIC |
| 3 | 610446 | 1 | Cessna Pump 1.48 Cu. IN. | 55 | 618310 | 4 | 7/8 MOR x 9/16 MJIC |
| 4 | 615003 | 1 | Large Hydraulic Manifold | 56 | 618241 | 6 | 3/4 MOR x 90 x 3/4 MJIC |
| 5 | 618088 | 1 | Oil Cooler | 57 | 715664 | 1 | 1 1/4 NPT x 1 Hose Barb |
| 6 | 690249 | 1 | Hydro Solution Pump | 58 | 618311 | 1 | 3/4 MJIC Union Tee |
| 7 | 606818 | 1 | Flow Control PCRS1 | 59 | 618178 | 7 | 7/8 MOR x 90 x 3/4 MJIC |
| 8 | 607518 | 1 | BGR56 Flow Divider | 60 | 618178 | 4 | 1 5/16 MOR x 90 x 1 5/16 MJIC |
| 9 | 606585 | 2 | Cessna 3-Spool Valve | 61 | 610305 | 1 | 3/4 NPT x 90 x 3/4 MJIC |
| 10 | 749150 | 1 | Steering Motor | 62 | 618138 | 1 | 1 NPT x 90 x 1 Hose Barb |
| 11 | 605601 | 1 | Greens Filter | 63 | 618126 | 1 | 9/16 MOR x 9/16 MJIC |
| 12 | 760097 | 1 | Hydraulic Oil Tank | 64 | 618119 | 5 | 9/16 MOR x 90 x 9/16 MJIC |
| 13 | 620499 | 2 | Lift Cylinder | 65 | 618090 | 1 | 1 5/16 MOR x 1 NPT |
| 14 | 620052 | 4 | Fold & Level Cylinder | 66 | 618109 | 4 | 3/4 MOR x 9/16 MJIC |
| 15 | 620080 | 2 | Steering Cylinder | 67 | 618563 | 1 | 1 1/16 MOR x 90 x 1 Hose Barb |
| 16 | 605600 | 1 | Michigan Filter | 68 | 611128 | 1 | 7/8 MOR x 90 x 7/8 MJIC |
| 17 | 605603 | 2 | Line Diffuser | 69 | 611204 | 6 | 4C1T-6FJX-6FJX-78 |
| 18 | 611051 | 1 | Oil Breather | 70 | 614098 | 4 | 4C1A-6FJX-6FJX-201 |
| 19 | 614453 | 1 | Oil Dipstick | 71 | 614154 | 4 | 4C1T-6FJX-6FJX-221 |
| 20 | 610044 | 2 | Agitator Motor | 72 | 614382 | 1 | 8C1T-8FJX-8FJX-40 |
| 21 | 606827 | 1 | Agitator VPC PC51 | 73 | 610325 | 1 | 10C1T-10FJX-10FJX-105 |
| 22 | 607504 | 1 | B50 Flow Divider | 74 | 614547 | 1 | 8C1T-8FJX-8FJX90-144 |
| 23 | 504702 | 2 | 3/4 NPT Close Nipple | 75 | 614548 | 1 | 8C1T-8FJX-8FJX90-120 |
| 24 | 505203 | 1 | 1 NPT x 4 Pipe Nipple | 76 | 614549 | 1 | 6C1T-6FJX-6FJX-140 |
| 25 | 504955 | 2 | 3/4 NPT Pipe Tee | 77 | 615474 | 1 | 4C1T-6FJX-6FJX45-90 |
| 26 | 610300 | 1 | 3/4 NPT x 3/4 MJIC | 78 | 615511 | 1 | 10C1T-10FJX-10FJX-60 |
| 27 | 505200 | 3 | 1 NPT x 90 Street Elbow | 79 | 615442 | 2 | 4C1T-6FJX-6FJX-55 |
| 28 | 618486 | 2 | 9/16 FJIC Swivel Run Tee | 80 | 615449 | 1 | 6C1T-6FJX-6FJX-126 |
| 29 | 501102 | 1 | 1/4 NPT Pipe Plug | 81 | 616028 | 1 | 4C1A-6FJX-6FJX-47 |
| 30 | 505300 | 4 | 1 NPT x 90 Elbow | 82 | 616026 | 3 | 4C1A-6FJX-6FJX-37 |
| 31 | 506410 | 1 | 1 1/4 NPT x 90 Street Elbow | 83 | 616042 | 2 | 4C1A-6FJX-6FJX-13 |
| 32 | 503000 | 1 | 1/2 NPT To 1/4 NPT Reducer Bushing | 84 | 615465 | 3 | 8C1T-8FJX-8FJX-33 |
| 33 | 506602 | 1 | 1 1/4 NPT x 2 1/2 Pipe Nipple | 85 | 615455 | 2 | 6C1T-8FJX-8FJX-185 |
| 34 | 618327 | 2 | 7/8 MOR x 3/4 MJIC | 86 | 616056 | 2 | 4C1T-6FJX-6FJX-32 |
| 35 | 610185 | 2 | 9/16 MOR Plug | 87 | 614368 | 1 | 8C1T-8FJX-8FJX-60 |
| 36 | 610186 | 2 | 1 1/16 MOR Plug | 88 | 611206 | 2 | 4C1T-6FJX-6FJX-66 |
| 37 | 610193 | 4 | 9/16 MJIC Bulkhead Tee | 89 | 615462 | 1 | 8C1T-8FJX-8FJX90-180 |
| 38 | 611122 | 12 | 1/4 NPT x 90 x 9/16 MJIC | 90 | 615473 | 1 | 6C1T-6FJX-6FJX-18 |
| 39 | 611127 | 4 | 1 1/16 MOR x 1 1/16 MJIC | 91 | 614152 | 1 | 4C1A-6FJX-6FJX-114 |
| 40 | 611145 | 1 | 1/2 NPT x 90 x 3/4 MJIC | 92 | 601255 | 1 | 1 ID x 104 2-Braid Red Hose |
| 41 | 504210 | 1 | 3/4 NPT To 1/2 NPT Reducer Bushing | 93 | 601256 | 1 | 1 ID x 31 2-Braid Red Hose |
| 42 | 505213 | 2 | 1 NPT To 3/4 NPT Reducer Bushing | 94 | 601193 | 1 | 1 ID x 42 2-Braid Red Hose |
| 43 | 506303 | 1 | 1 1/4 NPT x 90 Elbow | 95 | 615452 | 1 | 6C1T-6FJX-6FJX-16 |
| 44 | 618451 | 2 | 3/4 FJIC Swivel Run Tee | 96 | 611141 | 4 | 12TWM-12FJX-12M-53 |
| 45 | 618496 | 2 | 3/4 MOR x 45 x 9/16 MJIC | 97 | 615571 | 4 | Hydraulic Tube Assembly |
| 46 | 618302 | 4 | 1 5/16 MOR x 90 x 1 1/16 MJIC | 98 | 615568 | 1 | Right Hydraulic Tube Assembly |
| 47 | 614365 | 4 | Restrictor Elbow | 99 | 615569 | 1 | Left Hydraulic Tube Assembly |
| 48 | 714560 | 3 | 1 NPT x 1 Hose Barb | 100 | 618059 | 1 | 3/4 NPT x 7/8 MJIC |
| 49 | 618520 | 1 | 1/4 NPT Run Tee x 9/16 MJIC | 101 | 611126 | 1 | 7/8 MOR x 7/8 MJIC |
| 50 | 618011 | 1 | 3/8 NPT x 9/16 MJIC | 102 | 611159 | 2 | 3/4 MOR Plug |
| 51 | 505110 | 1 | 1 NPT x 45 Street Elbow | 103 | 618523 | 2 | 7/8 FJIC x 3/4 MJIC |
| 52 | 618482 | 4 | 3/4 FJIC x 9/16 MJIC | 104 | 618581 | 1 | 7/8 MJIC Union Tee |



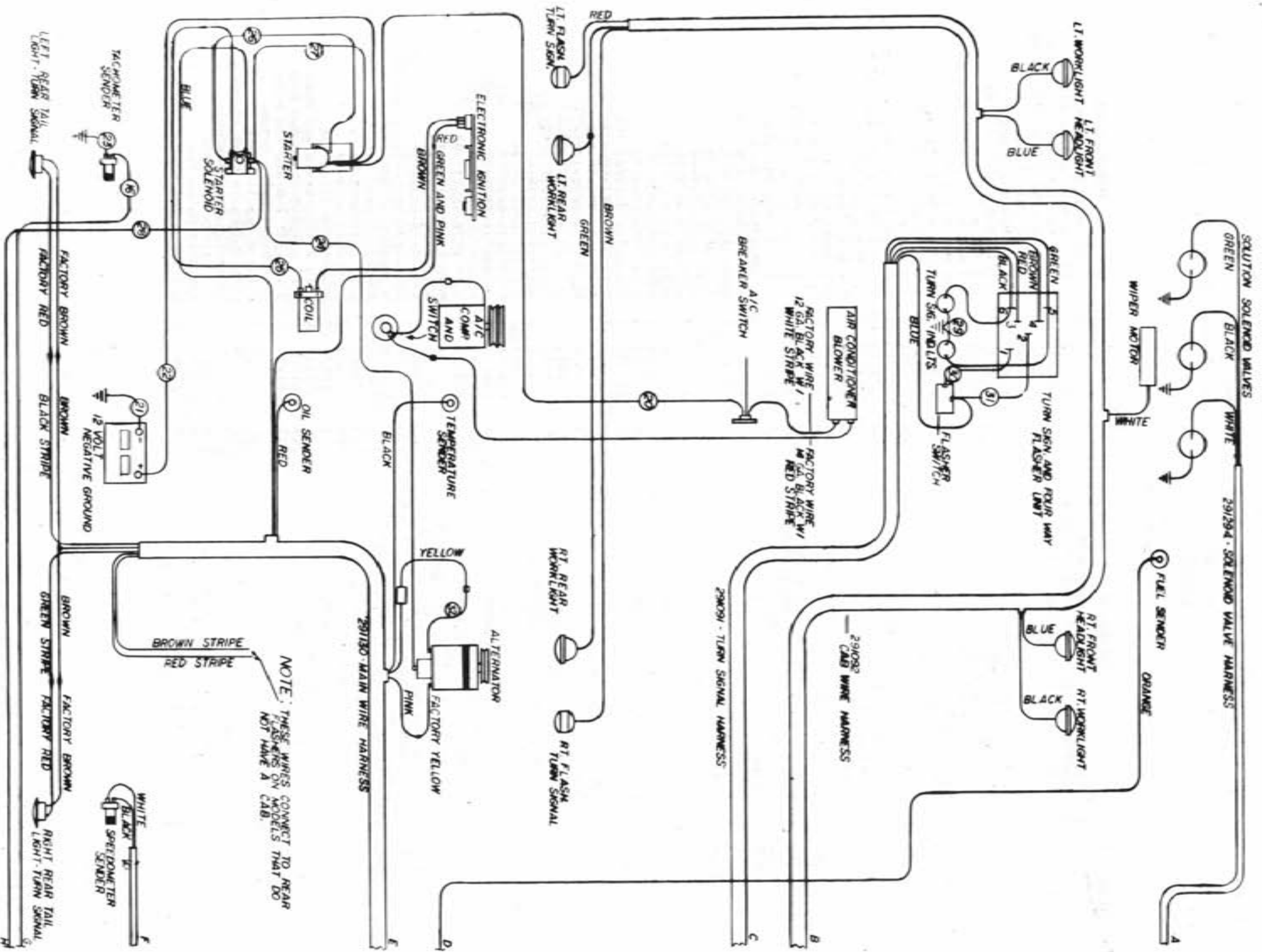
1986 8250 HYDRAULIC SCHEMATIC
 FOUR-WHEEL DRIVE WITH STAINLESS STEEL 200 GAL. TANKS
 REFERENCE DRAWING NO. 498220
 SERIAL NUMBER
 060368001 Thru 060368100

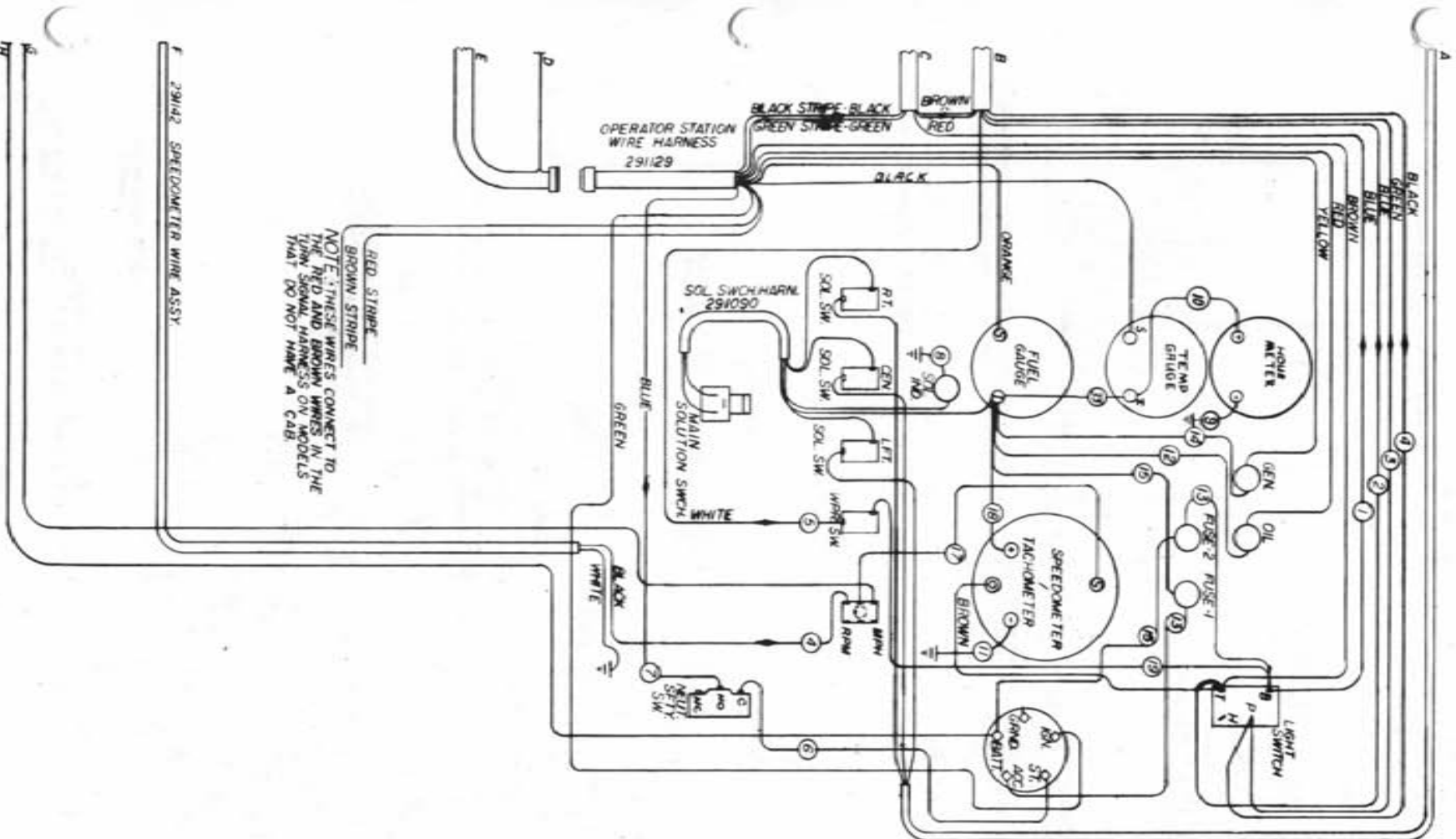
| Ref. | P/N | Qty. | Description | Ref. | P/N | Qty. | Description |
|------|--------|------|------------------------------------|------|--------|------|-------------------------------------|
| 1 | 600666 | 1 | Sundstrand Series 13 Pump A-Mount | 63 | 618302 | 4 | 1 5/16 MOR x 90 x 1 1/16 MJIC |
| 2 | 610030 | 2 | Sundstrand Series 28 Wheel Motor | 64 | 618496 | 2 | 3/4 MOR x 45 x 9/16 MJIC |
| 3 | 610446 | 1 | Cessna Pump 1.48 Cu.In. | 65 | 618114 | 1 | 7/16 MOR x 90 x 9/16 MJIC |
| 4 | 615003 | 1 | Large Manifold | 66 | 618248 | 2 | 1 1/16 MOR x 90 x 1 1/16 MJIC |
| 5 | 618088 | 1 | Oil Cooler | 67 | 618301 | 2 | 7/8 MJIC x 90 x 7/8 FJIC Swivel |
| 6 | 690249 | 1 | Hydro Solution Pump | 68 | 618333 | 2 | 7/8 FJIC Swivel Run Tee |
| 7 | 606818 | 1 | Flow Control FCR51 | 69 | 618132 | 2 | 1 1/16 MOR x 7/8 FOR |
| 8 | 607518 | 1 | BCR56 Plug Divider | 70 | 618535 | 2 | 1 1/16 MOR x 90 x 7/8 MJIC |
| 9 | 606585 | 2 | Cessna 3-Spool Valve | 71 | 611126 | 2 | 7/8 MOR x 7/8 MJIC |
| 10 | 749150 | 1 | Steering Motor | 72 | 618287 | 1 | 7/8 MOR x 7/8 MJIC x 9/16 MJIC |
| 11 | 605601 | 1 | Green Filter | 73 | 611125 | 2 | 3/4 MOR x 3/4 MJIC |
| 12 | 760097 | 1 | Hydraulic Oil Tank | 74 | 618279 | 1 | 7/8 MOR x 90 x 1 1/16 MJIC |
| 13 | 620499 | 2 | Lift Cylinder | 75 | 619451 | 3 | 3/4 FJIC Swivel Run Tee |
| 14 | 620052 | 4 | Fold & Level Cylinder | 76 | 611159 | 4 | 3/4 MOR Plug |
| 15 | 620080 | 2 | Steering Cylinder | 77 | 505213 | 2 | 1 NPT To 3/4 NPT Reducer Bushing |
| 16 | 605600 | 1 | Michigan Filter | 78 | 504210 | 1 | 3/4 NPT Tee 1/2 NPT Reducer Bushing |
| 17 | 605603 | 2 | Line Diffuser | 79 | 618327 | 2 | 7/8 MOR x 3/4 MJIC |
| 18 | 611051 | 1 | Oil Breaker | 80 | 615454 | 1 | 6C1T-8FJX-8FJX90-147 |
| 19 | 614453 | 1 | Oil Dipstick | 81 | 618563 | 1 | 1 1/16 MOR x 90 x 1 Hose Barb |
| 20 | 606003 | 1 | 4 Wheel Drive Selector Valve | 82 | 611128 | 1 | 7/8 MOR x 90 x 7/8 MJIC |
| 21 | 610029 | 2 | Sundstrand Series 15 Wheel Motor | 83 | 615456 | 1 | 6C1T-8FJX-8FJX-137 |
| 22 | 610028 | 1 | 16 Gallon Flow Control | 84 | 618486 | 1 | 9/16 FJIC Swivel Run Tee |
| 23 | 606827 | 1 | Agitator VFC FCS1 | 85 | 615450 | 2 | 6C1T-6FJX-6FJX45-112 |
| 24 | 610044 | 2 | Agitator Motor | 86 | 611141 | 4 | 12TWM-12FJX-12MJ-53 |
| 25 | 607504 | 1 | B50 Flow Divider | 87 | 615426 | 2 | 8TWM-8FJX90-10FJX-114 |
| 26 | 610300 | 1 | 3/4 NPT x 3/4 MJIC | 88 | 615427 | 2 | 4C1T-6FJX-6FJX-78 |
| 27 | 505300 | 3 | 1 NPT x 90 Street Elbow | 89 | 611206 | 6 | 4C1T-6FJX-6FJX-78 |
| 28 | 501102 | 1 | 1/4 NPT Pipe Nipple | 90 | 611206 | 2 | 4C1T-6FJX-6FJX-66 |
| 29 | 503000 | 1 | 1/2 NPT To 1/4 NPT Reducer Bushing | 91 | 615452 | 4 | 6C1T-6FJX-6FJX-16 |
| 30 | 505300 | 4 | 1 NPT x 90 Elbow | 92 | 614098 | 4 | 4C1A-6FJX-6FJX-201 |
| 31 | 506410 | 1 | 1 1/4 NPT x 90 Street Elbow | 93 | 614154 | 4 | 4C1T-6FJX-6FJX-221 |
| 32 | 504703 | 1 | 1 NPT x 4 Pipe Nipple | 94 | 614382 | 1 | 8C1T-8FJX-8FJX-40 |
| 33 | 504202 | 1 | 3/4 NPT Close Nipple | 95 | 610325 | 1 | 10C1T-10FJX-10FJX-105 |
| 34 | 504955 | 2 | 3/4 NPT Pipe Tee | 96 | 614547 | 1 | 8C1T-8FJX-8FJX90-114 |
| 35 | 610185 | 2 | 9/16 MOR Plug | 97 | 614548 | 1 | 8C1T-8FJX-8FJX-120 |
| 36 | 505110 | 1 | 1 NPT x 45 Street Elbow | 98 | 614425 | 1 | 6C1T-6FJX-6FJX-140 |
| 37 | 610193 | 6 | 9/16 MJIC Bulkhead Tee | 99 | 614425 | 1 | 8C1T-8FJX-8FJX-132 |
| 38 | 611122 | 12 | 1/4 NPT x 90 x 9/16 MJIC | 100 | 615511 | 1 | 10C1T-10FJX-10FJX-60 |
| 39 | 611127 | 5 | 1 1/16 MOR x 1 1/16 MJIC | 101 | 615442 | 2 | 4C1T-6FJX-6FJX-55 |
| 40 | 611145 | 1 | 1/2 NPT x 90 x 3/4 MJIC | 102 | 615449 | 1 | 6C1T-6FJX-6FJX-126 |
| 41 | 610305 | 1 | 3/4 NPT x 90 x 3/4 MJIC | 103 | 616028 | 1 | 4C1A-6FJX-6FJX-47 |
| 42 | 614365 | 4 | Restrictor Elbow | 104 | 616026 | 3 | 4C1A-6FJX-6FJX-37 |
| 43 | 618115 | 2 | 3/4 MOR x 90 x 9/16 MJIC | 105 | 616042 | 2 | 4C1A-6FJX-6FJX-13 |
| 44 | 618090 | 1 | 1 5/16 MOR x 1 NPT | 106 | 615474 | 1 | 4C1T-6FJX-6FJX45-90 |
| 45 | 618109 | 4 | 3/4 MOR x 9/16 MJIC | 107 | 615475 | 1 | 4C1A-6FJX-6FJX45-78 |
| 46 | 618119 | 5 | 9/16 MOR x 90 x 9/16 MJIC | 108 | 615465 | 3 | 8C1T-8FJX-8FJX-33 |
| 47 | 618126 | 3 | 9/16 MOR x 9/16 MJIC | 109 | 614076 | 1 | 4C1T-6FJX-6FJX-119 |
| 48 | 618138 | 1 | 1 NPT x 90 x 1 Hose Barb | 110 | 615455 | 1 | 6C1T-8FJX-8FJX-185 |
| 49 | 618178 | 4 | 1 5/16 MOR x 90 x 1 5/16 MJIC | 111 | 618059 | 1 | 3/4 NPT x 7/8 MJIC |
| 50 | 618183 | 7 | 7/8 MOR x 90 x 3/4 MJIC | 112 | 616056 | 2 | 4C1T-6FJX-6FJX-32 |
| 51 | 618011 | 1 | 7/8 NPT x 9/16 MJIC | 113 | 614368 | 1 | 8C1T-8FJX-8FJX-60 |
| 52 | 715664 | 1 | 1 1/4 NPT x 1 Hose Barb | 114 | 615473 | 3 | 6C1T-6FJX-8FJX-18 |
| 53 | 618311 | 2 | 3/4 MJIC Union Tee | 115 | 615589 | 2 | 8TWM-12FJX-12FJX-126 |
| 54 | 618241 | 8 | 3/4 MOR x 90 x 3/4 MJIC | 116 | 601193 | 1 | 1 ID x 42 2-Braid Red Hose |
| 55 | 618310 | 4 | 7/8 MOR x 9/16 MJIC | 117 | 601255 | 1 | 1 ID x 104 2-Braid Red Hose |
| 56 | 618425 | 5 | 9/16 MOR x 45 x 9/16 MJIC | 118 | 601256 | 1 | 1 ID x 31 2-Braid Red Hose |
| 57 | 618440 | 3 | 9/16 MOR x 90 x 9/16 MJIC | 119 | 614198 | 1 | Four Wheel Drive U-Tube |
| 58 | 618482 | 4 | 3/4 FJIC x 9/16 MJIC | 120 | 615568 | 1 | Right Hydraulic Tube Assembly |
| 59 | 506303 | 1 | 1 1/4 NPT x 90 Elbow | 121 | 615569 | 1 | Left Hydraulic Tube Assembly |
| 60 | 506602 | 1 | 1 1/4 NPT x 2 1/2 Pipe Nipple | 122 | 615571 | 4 | Hydraulic Tube Assembly |
| 61 | 618520 | 1 | 1/4 NPT x 9/16 MJIC Tee | 123 | 618523 | 2 | 7/8 FJIC x 3/4 MJIC |
| 62 | 714560 | 3 | 1 NPT x 1 Hose Barb | 124 | 618581 | 1 | 7/8 MJIC Union Tee |



1986 8250 HYDRAULIC SCHEMATIC
 FOUR-WHEEL DRIVE WITH STAINLESS STEEL 200 GAL. TANKS
 REFERENCE DRAWING NO. 498221
 SERIAL NUMBER
 060368001 Thru 060368100

| Ref. | P/N | Qty. | Description | Ref. | P/N | Qty. | Description |
|------|--------|------|-----------------------------------|------|--------|------|------------------------------------|
| 1 | 606866 | 1 | Sundstrand Series 23 Pump A-Mount | 64 | 618496 | 2 | 3/4 MOR x 45 x 9/16 MJIC |
| 2 | 610030 | 2 | Sundstrand Series 18 Wheel Motor | 65 | 618214 | 1 | 7/16 MOR x 90 x 9/16 MJIC |
| 3 | 610446 | 1 | Cessna Pump 1.48 Cu.In. | 66 | 618148 | 2 | 1 1/16 MOR x 90 x 1 1/16 MJIC |
| 4 | 615003 | 1 | Large Manifold | 67 | 618301 | 2 | 7/8 MJIC x 90 x 7/8 MJIC |
| 5 | 618088 | 1 | Oil Cooler | 68 | 618333 | 2 | 7/8 FJIC Swivel Run Tee |
| 6 | 690249 | 1 | Hydro Solution Pump | 69 | 618132 | 2 | 1 1/16 MOR x 7/8 FOR |
| 7 | 606818 | 1 | Flow Control PCRS1 | 70 | 618535 | 2 | 1 1/16 MOR x 90 x 7/8 MJIC |
| 8 | 607518 | 1 | BGR56 Flow Divider | 71 | 611126 | 2 | 7/8 MOR x 7/8 MJIC |
| 9 | 606585 | 2 | Cessna 3-Spool Valve | 72 | 618287 | 2 | 3/4 MOR x 3/4 MJIC |
| 10 | 749150 | 1 | Steering Motor | 73 | 611125 | 1 | 7/8 MOR x 90 x 1 1/16 MJIC |
| 11 | 605601 | 1 | Gresen Filter | 74 | 618279 | 1 | 3/4 FJIC Swivel Run Tee |
| 12 | 760097 | 1 | Hydraulic Oil Tank | 75 | 618451 | 3 | 3/4 FJIC Swivel Run Tee |
| 13 | 620499 | 2 | Lift Cylinder | 76 | 611159 | 4 | 3/4 MOR Plug |
| 14 | 620052 | 2 | Fold & Level Cylinder | 77 | 505213 | 1 | 1 NPT To 3/4 NPT Reducer Bushing |
| 15 | 620080 | 2 | Steering Cylinder | 78 | 504210 | 1 | 3/4 NPT To 1/2 NPT Reducer Bushing |
| 16 | 605600 | 1 | Michigan Filter | 79 | 618327 | 2 | 7/8 MOR x 3/4 MJIC |
| 17 | 605603 | 2 | Line Diffuser | 80 | 618314 | 1 | 3/4 MJIC Union |
| 18 | 618563 | 1 | 1 1/16 MOR x 90 x 1 Hose Barb | 81 | 611051 | 1 | Oil Breather |
| 19 | 614453 | 1 | Oil Dipstick | 82 | 611128 | 1 | 7/8 MOR x 90 x 7/8 MJIC |
| 20 | 606003 | 1 | Four Wheel Drive Selector Valve | 83 | 618514 | 1 | 9/16 FJIC Swivel Branch Tee |
| 21 | 610029 | 2 | Sundstrand Series 15 Wheel Motor | 84 | 618486 | 1 | 9/16 FJIC Swivel Run Tee |
| 22 | 610028 | 1 | 16 Gallon Flow Control | 85 | 615450 | 2 | 6C1T-6FJX-6FJX45-112 |
| 23 | 606827 | 1 | Agitator VPC FCS1 | 86 | 611141 | 4 | 12TWM-12FJX-12MJ-53 |
| 24 | 610044 | 1 | Agitator Motor | 87 | 615426 | 2 | 8TWM-8FJX90-10FJX-114 |
| 25 | 607504 | 2 | B50 Flow Divider | 88 | 615427 | 2 | 8TWM-8FJX-10FJX-107 |
| 26 | 610300 | 1 | 3/4 NPT x 3/4 MJIC | 89 | 611204 | 6 | 4C1T-6FJX-6FJX-78 |
| 27 | 505200 | 1 | 1 NPT x 90 Street Elbow | 90 | 611206 | 2 | 4C1T-6FJX-6FJX-66 |
| 28 | 501102 | 1 | 1/4 NPT Pipe Plug | 91 | 615452 | 1 | 6C1T-6FJX-6FJX-16 |
| 29 | 503000 | 1 | 1/2 NPT x 1/4 NPT Reducer Bushing | 92 | 614098 | 4 | 4C1A-6FJX-6FJX-201 |
| 30 | 505300 | 4 | 1 NPT x 90 Elbow | 93 | 614154 | 4 | 4C1T-6FJX-6FJX-221 |
| 31 | 506410 | 1 | 1 1/4 x 90 Street Elbow | 94 | 614382 | 1 | 8C1T-8FJX-8FJX-40 |
| 32 | 505203 | 1 | 1 NPT x 4 Pipe Nipple | 95 | 610325 | 1 | 10C1T-10FJX-10FJX-105 |
| 33 | 504702 | 2 | 3/4 NPT Close Nipple | 96 | 614547 | 1 | 8C1T-8FJX-8FJX90-114 |
| 34 | 504955 | 2 | 3/4 NPT Close Nipple | 97 | 614548 | 1 | 8C1T-8FJX-8FJX90-120 |
| 35 | 610185 | 2 | 9/16 MOR Plug | 98 | 614549 | 1 | 6C1T-6FJX-6FJX-140 |
| 36 | 505110 | 1 | 1 NPT x 45 Street Elbow | 99 | 614425 | 1 | 10C1T-10FJX-10FJX-132 |
| 37 | 610193 | 5 | 9/16 MJIC Bulkhead Tee | 100 | 615511 | 1 | 10C1T-10FJX-10FJX-60 |
| 38 | 611122 | 12 | 1/4 NPT x 90 x 9/16 MJIC | 101 | 615442 | 2 | 4C1T-6FJX-6FJX-55 |
| 39 | 611127 | 5 | 1 1/16 MOR x 1 1/16 MJIC | 102 | 615449 | 1 | 6C1T-6FJX-6FJX-126 |
| 40 | 611145 | 1 | 1/2 NPT x 90 x 3/4 MJIC | 103 | 616028 | 1 | 4C1A-6FJX-6FJX-47 |
| 41 | 610305 | 1 | 3/4 NPT x 90 x 3/4 MJIC | 104 | 616026 | 3 | 4C1A-6FJX-6FJX-37 |
| 42 | 614365 | 4 | Restrictor Elbow | 105 | 616042 | 2 | 4C1A-6FJX-6FJX-13 |
| 43 | 618115 | 2 | 3/4 MOR x 90 x 9/16 MJIC | 106 | 615474 | 1 | 4C1T-6FJX-6FJX45-90 |
| 44 | 618090 | 1 | 1 5/16 MOR x 1 NPT | 107 | 614152 | 1 | 4C1A-6FJX-6FJX-114 |
| 45 | 618109 | 4 | 3/4 MOR x 9/16 MJIC | 108 | 615465 | 3 | 8C1T-8FJX-8FJX-33 |
| 46 | 618119 | 5 | 9/16 MOR x 90 x 9/16 MJIC | 109 | 614076 | 1 | 4C1T-6FJX-6FJX-119 |
| 47 | 618126 | 3 | 9/16 MOR x 9/16 MJIC | 110 | 615455 | 2 | 6C1T-6FJX-6FJX-185 |
| 48 | 618138 | 1 | 1 NPT x 90 x 1 Hose Barb | 111 | 615462 | 1 | 8C1T-8FJX-8FJX90-180 |
| 49 | 618178 | 4 | 1 5/16 MOR x 90 x 1 5/16 MJIC | 112 | 616056 | 2 | 4C1T-6FJX-6FJX-32 |
| 50 | 618183 | 7 | 7/8 MOR x 90 x 3/4 MJIC | 113 | 614368 | 1 | 8C1T-8FJX-8FJX-60 |
| 51 | 618011 | 1 | 3/8 NPT x 9/16 MJIC | 114 | 615473 | 2 | 6C1T-6FJX-8FJX-18 |
| 52 | 715664 | 1 | 1 1/4 NPT x 1 Hose Barb | 115 | 615589 | 2 | 8TWM-12FJX-12FJX-126 |
| 53 | 618311 | 1 | 3/4 MJIC Union Tee | 116 | 601193 | 1 | 1 ID x 42 2-Braid Red Hose |
| 54 | 618241 | 8 | 3/4 MOR x 90 x 3/4 MJIC | 117 | 601255 | 1 | 1 ID x 104 2-Braid Red Hose |
| 55 | 618310 | 4 | 7/8 MOR x 9/16 MJIC | 118 | 601256 | 1 | 1 ID x 31 2-Braid Red Hose |
| 56 | 618425 | 5 | 9/16 MOR x 45 x 9/16 MJIC | 119 | 614198 | 1 | Four Wheel Drive U-Tube |
| 57 | 618440 | 3 | 9/16 MOR x 90 x 9/16 MJIC | 120 | 615568 | 1 | Right Hydraulic Tube Assembly |
| 58 | 618482 | 4 | 3/4 FJIC x 9/16 MJIC | 121 | 615569 | 1 | Left Hydraulic Tube Assembly |
| 59 | 506303 | 1 | 1 1/4 NPT x 90 Elbow | 122 | 615571 | 1 | Hydraulic Tube Assembly |
| 60 | 506602 | 1 | 1 1/4 NPT x 2 1/2 Pipe Nipple | 123 | 618523 | 2 | 7/8 FJIC x 3/4 MJIC |
| 61 | 618520 | 1 | 1 NPT x 9/16 MJIC Tee | 124 | 618581 | 1 | 7/8 MJIC Union Tee |
| 62 | 714560 | 3 | 1 NPT x 1 Hose Barb | 125 | 618059 | 1 | 3/4 NPT x 7/8 MJIC |
| 63 | 618302 | 4 | 1 5/16 MOR x 90 x 1 1/16 MJIC | | | | |



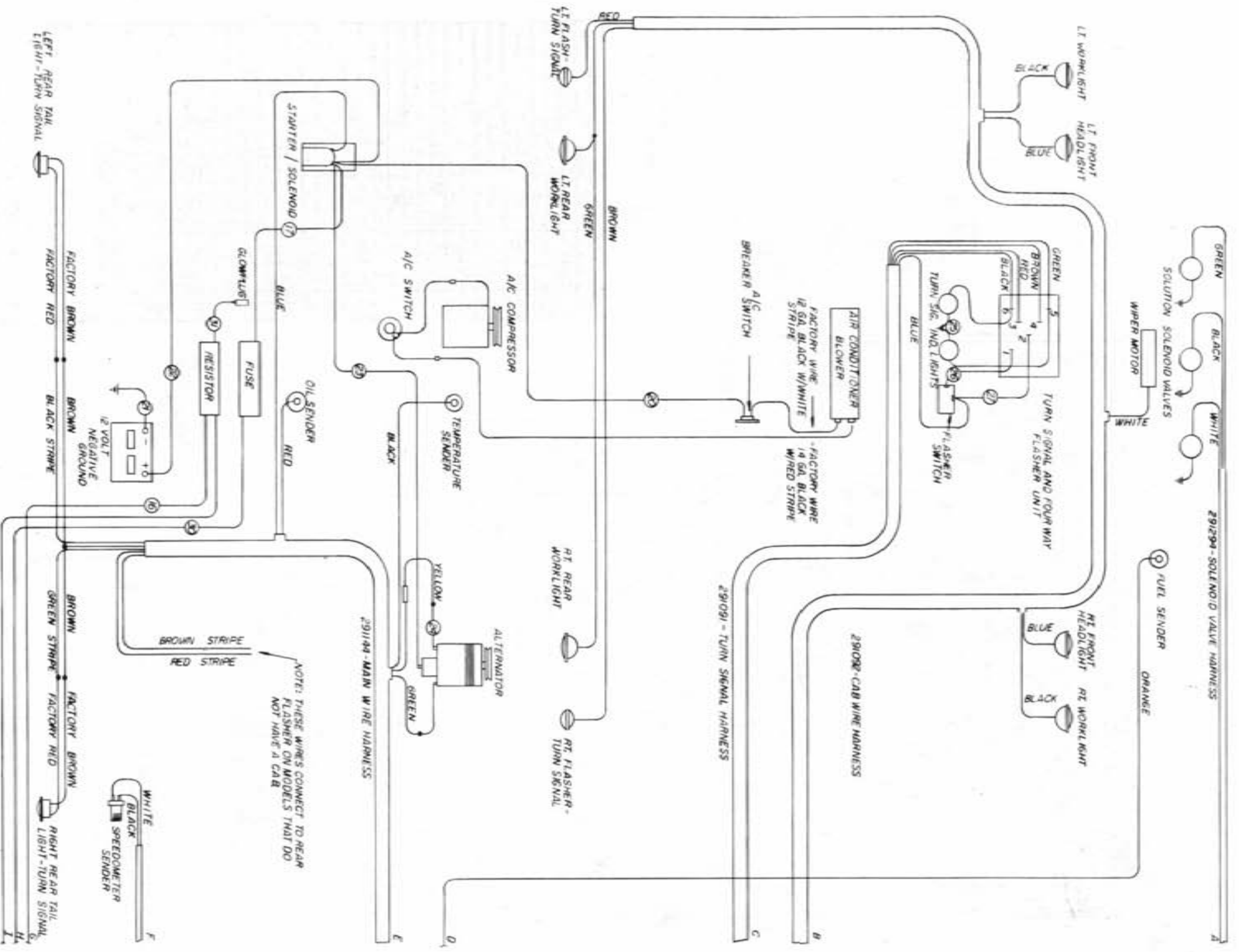


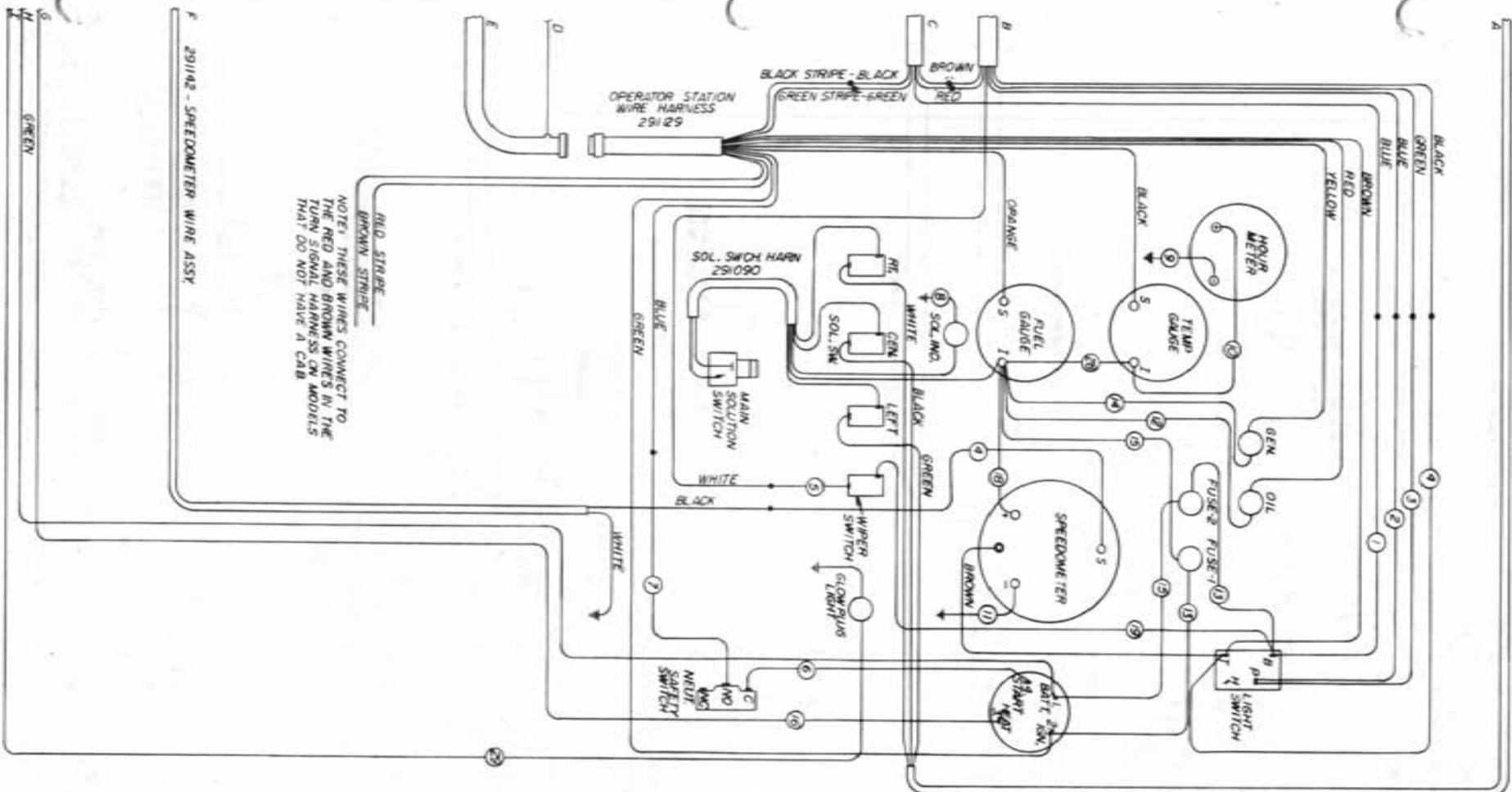
| | |
|------------|-------------------------|
| 35/1291435 | 1/4 GA. YEL X 6" |
| 36/1291447 | 1/4 GA. YELLOW X 6" |
| 37/1291109 | 1/4 GA. RED X 5" |
| 38/1291108 | 1/4 GA. BLUE X 5" |
| 39/1291107 | 1/4 GA. BLUE X 3" |
| 38/1291454 | 1/4 GA. WHITE X 17 1/2" |
| 37/1291278 | 1/4 GA. RED X 12" |
| 36/1291276 | 1/4 GA. BLUE X 14 1/2" |
| 35/1291441 | 1/4 GA. RED X 18" |
| 34/1291453 | 1/4 GA. BLUE X 5 3/4" |
| 33/1291277 | 1/4 GA. BLUE X 14 1/2" |
| 32/1291128 | 40" GARNET CARBIDE |
| 31/1290111 | GROUND S' RAMP |
| 30/1291141 | 1/4 GA. WHITE X 13 1/2" |
| 19/1291422 | 1/4 GA. RED X 12" |
| 18/1291444 | 1/4 GA. RED X 3" |
| 16/1291476 | 1/4 GA. RED X 14" |
| 16/1291460 | 1/4 GA. BLUE X 15 9/16" |
| 15/1291443 | 1/4 GA. RED X 10" |
| 14/1291442 | 1/4 GA. RED X 9" |
| 13/1291441 | 1/4 GA. GREEN X 9" |
| 12/1291440 | 1/4 GA. RED X 6" |
| 11/1291421 | 1/4 GA. GREEN X 6" |
| 10/1291410 | 1/4 GA. WHITE X 6" |
| 9/1291139 | 1/4 GA. WHITE X 16" |
| 8/1291138 | 1/4 GA. WHITE X 10" |
| 7/1291137 | 1/4 GA. BLUE X 6" |
| 6/1291136 | 1/4 GA. BLUE X 12" |
| 5/1291135 | 1/4 GA. WHITE X 5" |
| 4/1291134 | 1/4 GA. BLACK X 5" |
| 3/1291133 | 1/4 GA. GREEN X 5" |
| 2/1291132 | 1/4 GA. BLUE X 5" |
| 1/1291131 | 1/4 GA. BLUE X 10" |

WIRING DIAGRAM - 8240 - GAS
CHRYSLER 8250

498132

Division Data Sheet



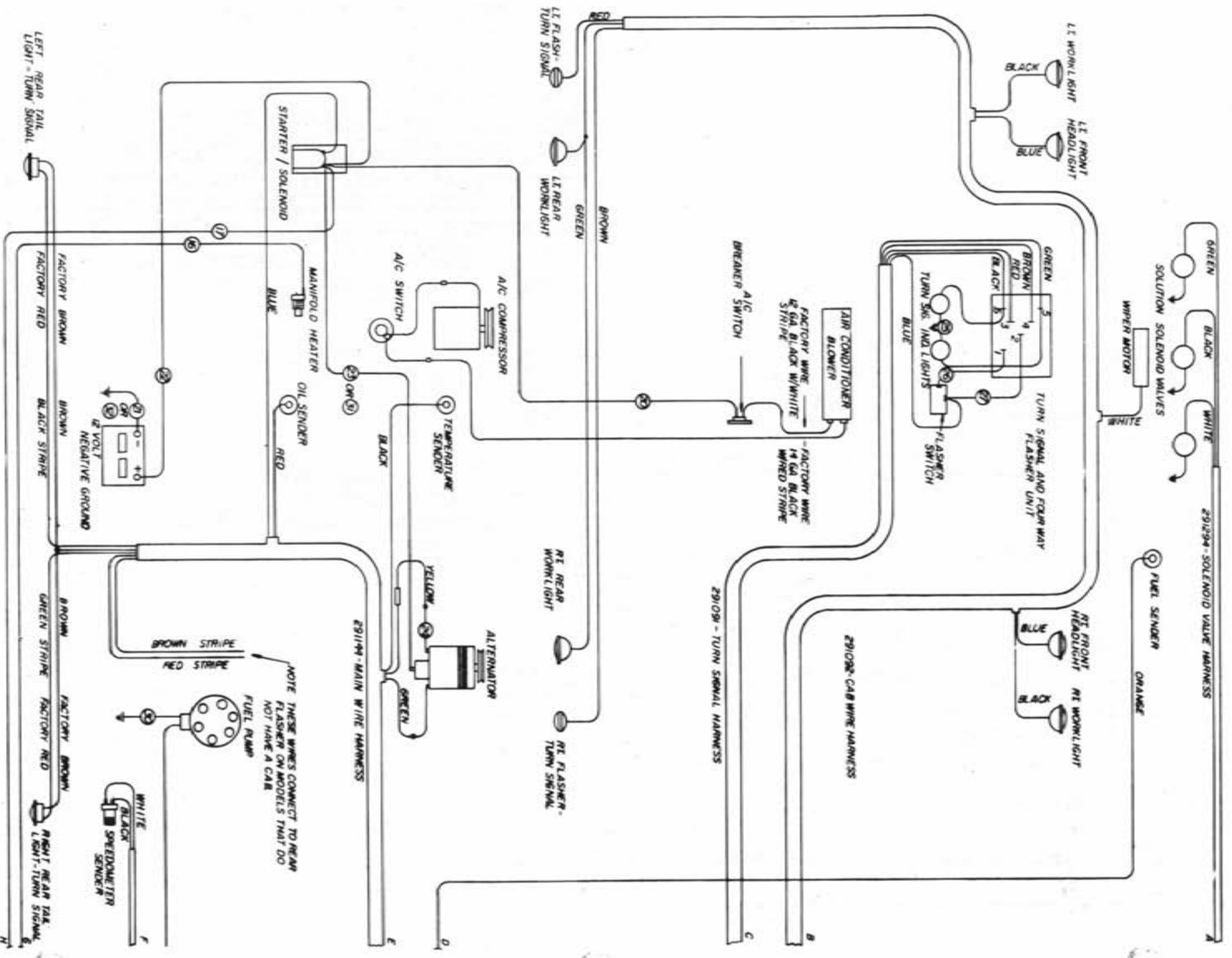


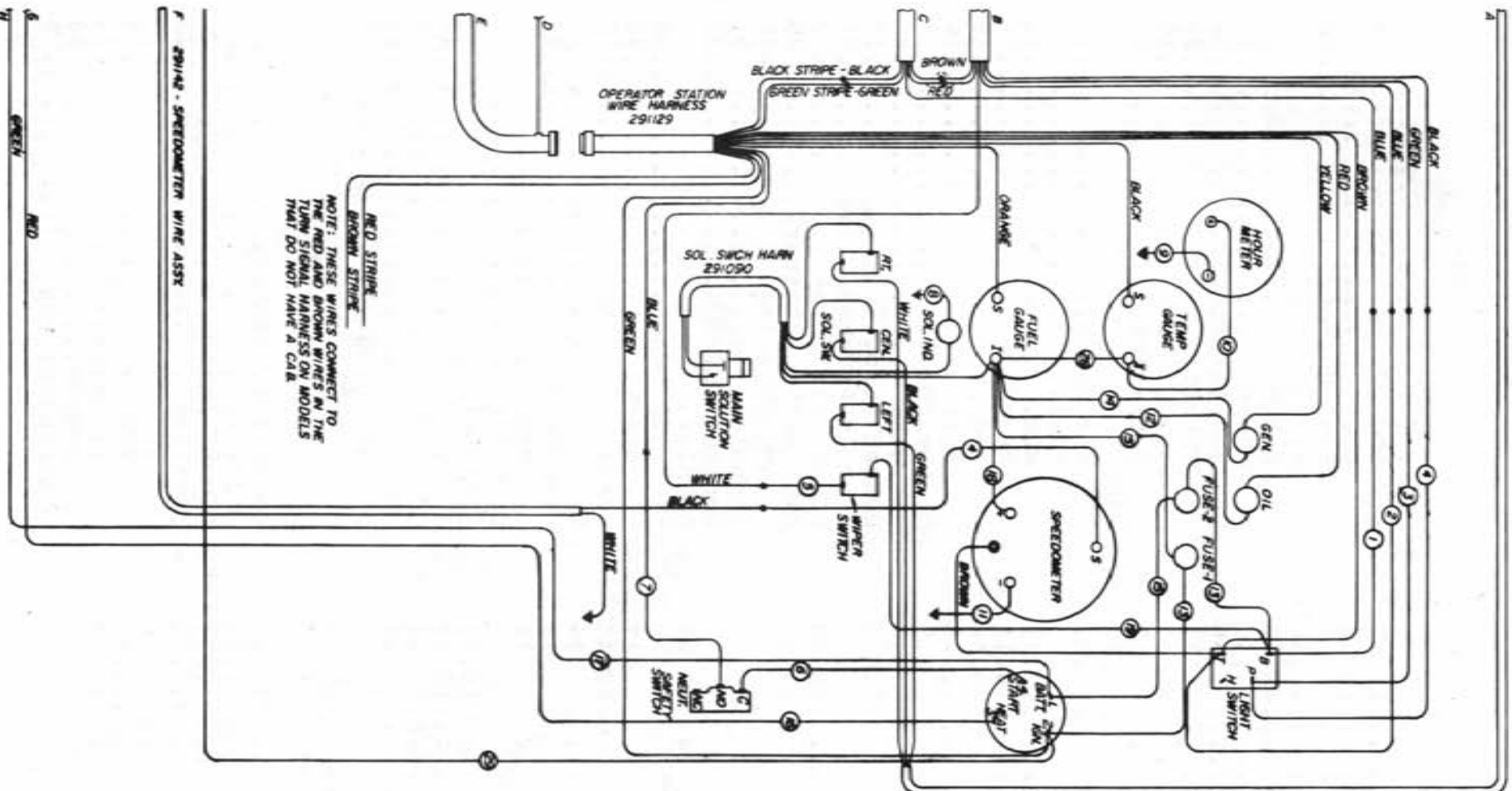
| | |
|--------|----------------------|
| 2911 | NO GA. WHITE * 20" |
| 291146 | NO GA. GREEN * 100" |
| 291 | 14 GA. ORANGE * 105" |
| 291435 | 14 GA. RED * 6" |
| 271 | 14 GA. RED * 5" |
| 261 | 14 GA. BLUE * 5" |
| 252 | 14 GA. BLUE * 3" |
| 241 | 14 GA. YELLOW * 8" |
| 231 | 10 GA. BLUE * 30" |
| 221 | 56" BATTERY CABLE |
| 211 | GROUND STRAP |
| 201 | 10 GA. WHITE * 105" |
| 191 | 16 GA. RED * 12" |
| 181 | 14 GA. RED * 3" |
| 171 | 10 GA. GREEN * 12" |
| 161 | 12 GA. RED * 10" |
| 152 | 14 GA. RED * 10" |
| 141 | 16 GA. RED * 9" |
| 132 | 14 GA. GREEN * 9" |
| 121 | 16 GA. RED * 6" |
| 111 | 16 GA. GREEN * 6" |
| 101 | 16 GA. WHITE * 6" |
| 91 | 16 GA. WHITE * 16" |
| 81 | 16 GA. WHITE * 10" |
| 71 | 14 GA. BLUE * 6" |
| 61 | 14 GA. BLUE * 12" |
| 51 | 14 GA. WHITE * 5" |
| 42 | 14 GA. BLACK * 5" |
| 31 | 14 GA. GREEN * 5" |
| 21 | 14 GA. BLUE * 5" |
| 11 | 14 GA. BLUE * 40" |

WIRING DIAGRAM - 8250 - DIESEL - 1985
ONAN

498211

Revised Date 5/91/88





NOTE: THESE WIRES CONNECT TO THE RED AND BROWN WIRES IN THE TURN SIGNAL HARNESS ON MODELS THAT DO NOT HAVE A CAB.

F 291142 - SPEEDOMETER WIRE ASSY

G GREEN RED H

| | | |
|----|--------|--------------------------------|
| 21 | 290111 | GROUND STRAP (82504) |
| 51 | 291180 | 10 GA. RED * 15" (82501) |
| 52 | 291220 | 12 GA. BLACK * 14" |
| 29 | 291168 | 12 GA. RED * 12" |
| 29 | 291435 | 16 GA. RED * 6" |
| 27 | 291109 | 14 GA. RED * 5" |
| 29 | 291108 | 14 GA. BLUE * 5" |
| 29 | 291107 | 14 GA. BLUE * 3" |
| 24 | 291147 | 14 GA. YELLOW * 8" |
| 23 | 291029 | 10 GA. BLUE * 30" (83701/8380) |
| 22 | 290052 | 26 BATTERY CABLE |
| 21 | 291128 | 48 BATTERY CABLE (83701/8380) |
| 50 | 291141 | 10 GA. WHITE * 15" |
| 19 | 291422 | 16 GA. RED * 12" |
| 18 | 291484 | 14 GA. RED * 3" |
| 17 | 291146 | 10 GA. GREEN * 110" |
| 16 | 291145 | 12 GA. RED * 130" |
| 15 | 291443 | 14 GA. RED * 10" |
| 14 | 291442 | 16 GA. RED * 9" |
| 13 | 291441 | 14 GA. GREEN * 9" |
| 12 | 291440 | 16 GA. RED * 6" |
| 11 | 291421 | 16 GA. GREEN * 6" |
| 10 | 291140 | 16 GA. WHITE * 6" |
| 9 | 291139 | 16 GA. WHITE * 6" |
| 8 | 291138 | 16 GA. WHITE * 10" |
| 7 | 291137 | 14 GA. BLUE * 6" |
| 6 | 291136 | 14 GA. BLUE * 12" |
| 5 | 291135 | 14 GA. WHITE * 5" |
| 4 | 291134 | 14 GA. BLACK * 5" |
| 3 | 291132 | 14 GA. GREEN * 5" |
| 2 | 291131 | 14 GA. BLUE * 5" |
| 1 | 291131 | 14 GA. BLUE * 10" |

WIRING DIAGRAM - 8370 - DIESEL - 1985
PERKINS 8390 8250

498206

DATE: MAY, 68
REVISION: DATE: 5.15.85

-A-

Adaptor, Drive Disk..... 7
 Fan..... 8
 Agitator,
 Impeller..... 40
 Jet..... 42, 43
 Motor Mount..... 40
 Shaft..... 40
 Air Cleaner..... 17
 Band..... 17
 Clamp..... 17
 Filter..... 17
 Hose..... 17
 Air Conditioner,
 Compressor..... 10, 11
 Condensor..... 10, 11
 Dryer..... 10, 11
 Evaporator..... 28
 Air Intake..... 9
 Air Stack Cap..... 17
 Alternator..... 5, 6, 8
 Mount..... 8
 Arm, Steering..... 18, 19
 Arm, Wiper..... 26

-B-

Ball Valve..... 41, 42, 43
 Band,
 Air Cleaner..... 17
 Tank..... 42, 43
 Battery..... 14
 Box..... 14
 Cable..... 14
 Bearing
 Cone..... 18, 19
 Liner..... 18, 19
 Belt..... 5, 6, 8, 10, 11
 Blade Wiper..... 26
 Bracket,
 Air Conditioner..... 10, 11
 Throttle Cable..... 9
 Brake,
 Cable..... 20, 27
 Disc..... 20
 Lever..... 27
 Mount Hub..... 20
 Pad..... 20
 Break-Away Hinge..... 47
 Boom..... 50

-C-

Cab..... 26
 Door..... 29
 Roof..... 28, 30
 Roof Gusset..... 28
 Cable,
 Battery..... 14
 Choke..... 31
 Hydrostatic..... 32
 Throttle..... 33
 Canopy..... 30
 Deflector..... 27
 Cap,
 Air Stack..... 17
 Fuel..... 24
 Hub..... 18
 Pressure..... 25
 Radiator..... 15
 Rain..... 16
 Carburator..... 8
 Catwalk..... 42, 43
 Cessna Pump..... 13
 Circuit Breaker..... 31
 Clamp, Air Intake..... 9
 Clip Brake Retainer..... 20
 Column Steering..... 38
 Console..... 31
 Control Lever..... 32
 Coupler,
 Flex Disc..... 40
 Half..... 40
 Cover, Worklight..... 26, 30
 Crank Pulley..... 8
 Crop Guide..... 53
 Mount..... 19
 Cropsfield..... 53
 Cylinder,
 Fold..... 47, 49
 Level..... 47, 49
 Lift..... 47, 48
 Steering..... 22

-D-

Deflector, Canopy..... 27
 Diffuser..... 25
 Dimmer Switch..... 27
 Dipstick..... 25
 Disc,
 Brake..... 20
 Friction..... 33
 Sensor..... 20
 Distributor Cap..... 9

Door Catch Slide.....29
 Drain Cock.....15
 Drive Disk Adaptor.....7
 Dryer, Air Conditioner.....10,11

-E-

Electronic Ignition Modulator...9
 Engine,
 Chrysler.....9
 Hood.....46
 Isolator.....5,6,27
 Onan.....5
 Perkins.....6,7
 Exhaust
 Manifold Heat Shield.....8
 Pipe.....16
 Pipe Flange.....16

-F-

Fan.....5,8
 Adapter.....8
 Spacer.....5,8
 Filter.....7
 Air Cleaner.....17
 Fuel.....8
 Gresen.....25
 Michigan.....25
 Oil.....8
 Flasher
 Light.....26,30
 Switch.....38
 Flow Control.....37
 Flow Divider.....36
 Foam.....26,29,30,39
 Fold Cylinder.....47,49
 Friction Disc.....33
 Fuel

Cap.....24
 Gauge.....31
 Sender.....24
 Shut Off Pivot.....7
 Tank.....24
 Fuse.....31

-G-

Gasket.....9,25,44
 Charge Pump.....13
 Tank Lid.....41
 Gauge,
 Fuel.....31
 Pressure.....44
 Temperature.....31

Glass.....26,29
 Governor.....9
 Control Rod.....9
 Mount.....9
 Grease Seal.....18
 Ground Strap.....4,7,27
 Gusset Cab Roof.....28

-H-

Handle, Selector Valve.....35
 Handrail.....51,46
 Heat Shield.....8,16
 Hold Down, Battery.....14
 Hood, Engine.....46
 Hood, Prop.....46
 Hose,
 Air Cleaner.....17
 Radiator.....5,7,8
 Shield.....46
 Hosing, Solution.....54
 Hour Meter.....31
 Hub,.....18
 Cap.....18
 Taper Lock.....20
 Torque.....19
 Hydraulic Tube.....12
 Hydrostatic Cable.....32
 Mount.....5,7,9
 Hypro Pump.....45

-I-

Ignition Switch.....31
 Impeller Agitator.....40
 Indicator Light.....31,38
 Sun Shield.....31
 Isolator, Engine.....5,6,27

-J-

Jet Agitator.....42,43

-K-

Keeper Front Leg.....18,19

-L-

Ladder.....51
 Leg,
 Front.....18,19
 Rear.....20

| | |
|---------------------|--------|
| Level Cylinder..... | 47, 49 |
| Lever, Pivot..... | 47 |
| Brake..... | 27 |
| Control..... | 32 |
| Pump Control..... | 13 |
| Throttle..... | 33 |
| Liftarm..... | 47 |
| Mount..... | 47 |
| Lift Cylinder..... | 47, 48 |
| Light..... | 26, 30 |
| Flasher..... | 26, 30 |
| Switch..... | 31 |
| Line Diffuser..... | 25 |
| Liner, Bearing..... | 18, 19 |

-M-

| | |
|-------------------------|------------|
| Manifold | |
| Large..... | 12 |
| Solution..... | 44 |
| Micro Switch..... | 32 |
| Rear View Mirror..... | 26, 30 |
| Motor, | |
| Steering..... | 38 |
| Windshield Wiper..... | 26 |
| Mount, | |
| Air Conditioner..... | 10, 11 |
| A/C Housing..... | 28 |
| Alternator..... | 8 |
| Brake Hub..... | 20 |
| Crop Guide..... | 19 |
| Flow Control..... | 37 |
| Fuel Shut Off..... | 5 |
| Governor..... | 9 |
| Hydraulic Manifold..... | 12 |
| Hydrostatic Cable..... | 5, 7, 9 |
| Hydrostatic Lever..... | 32 |
| Liftarm..... | 47 |
| Motor..... | 5, 6 |
| Radiator..... | 15 |
| Seat..... | 27 |
| Sensor..... | 20 |
| Sight Gauge..... | 52 |
| Tach Sensor..... | 9 |
| Throttle Cable..... | 5, 7, 33 |
| Mounting | |
| Angle, Tank..... | 41, 42, 43 |
| Socket..... | 46 |
| Muffler..... | 16 |
| Mullion..... | 46 |

| | |
|-----------------------|---------|
| Oil Cooler..... | 15 |
| Oil Sender..... | 5, 7, 9 |
| Oil Tank..... | 25 |
| Strap..... | 25 |
| Operator Station..... | 27 |
| Output Shaft..... | 9 |

-O-

| | |
|-------------------|------------|
| Pad, Brake..... | 20 |
| Pin, Hinge..... | 47 |
| Pivot Pin..... | 41, 42, 43 |
| Pump, | |
| Cessna..... | 13 |
| Hypro..... | 45 |
| Sundstrand..... | 13 |
| Plug, Rubber..... | 31 |

-R-

| | |
|---------------------|---------|
| Radiator..... | 15 |
| Cap..... | 15 |
| Drain Cock..... | 15 |
| Hose..... | 5, 7, 8 |
| Mount..... | 15 |
| Recovery Tank..... | 15 |
| Shroud..... | 15 |
| Rain Cap..... | 16 |
| Receiver Plate..... | 25 |
| Rim..... | 21 |
| Rubber Hook..... | 41 |

-S-

| | |
|-------------------|------------|
| Safety Walk..... | 41, 42, 43 |
| Screen Slide..... | 46 |
| Seal, | |
| Grease..... | 18 |
| Kit..... | 12, 22 |
| Seat..... | 27 |
| Mount..... | 27 |
| Sender, | |
| Fuel..... | 24 |
| Oil..... | 5, 7, 9 |
| Temperature..... | 5, 6, 8 |
| Sensor, | |
| Disc..... | 20 |
| Mount..... | 20 |
| Speedometer..... | 9, 20 |
| Shaft, | |
| Agitator..... | 40 |
| Output..... | 9 |

| | |
|-----------------------------|----------|
| Sheave..... | 5,6,8,9 |
| Shield | |
| Exhaust Manifold..... | 8 |
| Heat..... | 8,16 |
| Hose..... | 46 |
| Indicator Light Sun..... | 31 |
| Tank..... | 41,42,43 |
| Wheel Motor..... | 20 |
| Shroud, Radiator..... | 15 |
| Siderail..... | 41,42,43 |
| Side Screen..... | 15 |
| Sight Gauge Mount..... | 52 |
| Socket, Female..... | 23 |
| Solution | |
| Hosing..... | 54 |
| Manifold..... | 44 |
| Spacer, | |
| Fan..... | 5,8 |
| Oil Tank..... | 25 |
| Windshield Wiper..... | 26 |
| Speedometer..... | 31 |
| Spring..... | 7,33 |
| Stalk Guide..... | 53 |
| Starter Solenoid..... | 9 |
| Steering | |
| Arm..... | 18,19 |
| Column Cover..... | 38 |
| Cylinder..... | 22 |
| Motor..... | 38 |
| Wheel..... | 38 |
| Step, Operator Station..... | 27 |
| Strap, | |
| Ground..... | 7,14,27 |
| Oil Tank..... | 25 |
| Sundstrand | |
| Drive Assembly..... | 5,7 |
| Filler Ring..... | 9 |
| Pump..... | 13 |
| Wheel Motor..... | 19,20 |
| Switch, | |
| Dimmer..... | 27 |
| Flasher..... | 38 |
| Ignition..... | 31 |
| Micro..... | 32 |

-T-

| | |
|--------------------|----------|
| Taillight..... | 46 |
| Tank, | |
| Fuel..... | 24 |
| Gland Bearing..... | 40 |
| Lid..... | 41,42,43 |
| Oil..... | 25 |

| | |
|--------------------------|----------|
| Radiator Recovery..... | 15 |
| Shield..... | 41,42,43 |
| Solution..... | 41,42,43 |
| Temperature | |
| Gauge..... | 31 |
| Sender..... | 5,6,8 |
| Throttle | |
| Cable..... | 33 |
| Cable Mount..... | 7 |
| Lever..... | 33 |
| Stop..... | 31 |
| Tie Plate Mainframe..... | 5,16 |
| Tie Rod..... | 23 |
| Stiffener Angle..... | 23 |
| Tire..... | 21 |
| Torque Hub..... | 19,20 |
| Tread Adjustment..... | 51 |
| Transom..... | 47 |
| Tube Hydraulic..... | 12 |

-V-

| | |
|------------------------|----------|
| Valve, | |
| Ball..... | 41,42,43 |
| Cessna 3-Spool..... | 34 |
| Electric..... | 44 |
| Gresen Selector..... | 35 |
| Handle..... | 34 |
| Relief..... | 12 |
| Voltage Regulator..... | 6,8 |

-W-

| | |
|-----------------------|-------|
| Water Trap..... | 6 |
| Mount..... | 6 |
| Wheel Motor, | |
| Shield..... | 20 |
| Sundstrand..... | 19,20 |
| Wheel, Steering..... | 38 |
| Windshield Wiper..... | 26 |
| Motor..... | 26 |
| Wiper Arm..... | 26 |
| Wiper Blade..... | 26 |

Memoranda
