

PARTS MANUAL
FOR
HAGIE MODEL 8250 HI-TRACTOR

HAGIE MANUFACTURING COMPANY
BOX 273 CLARION, IOWA 50525
(515) 532-2861

COVERS MACHINE SERIAL NUMBERS:

010798001 thru 010798100

2-89 493115

SPRAYER IDENTIFICATION

Each Hagie sprayer is identified by means of a frame serial number. This serial number denotes the model, year in which it was built, and the number of the sprayer. As for further identification, the engine has a serial number and the planetary hubs have identification plates that describe the type of mount and gear ratio. To insure prompt, efficient service when ordering parts or requesting service repairs from Hagie Manufacturing Company, record the serial and identification numbers in the space provided below.

Note: Reference to left hand and right hand used throughout this manual refers to the position when seated in the operator's seat facing forward.



SPRAYER SERIAL NUMBER



ENGINE SERIAL NUMBER



ENGINE SERIAL NUMBER



PLANETARY HUB IDENTIFICATION NUMBERS

TABLE OF CONTENTS

ABBREVIATIONS.....4

ENGINE ASSEMBLIES.....5-17

LEG ASSEMBLIES.....18-20

TIRE ASSEMBLY.....21

STEERING CYLINDER.....22

TIE ROD ASSEMBLY.....23

FUEL AND OIL TANKS.....24-25

OPERATOR STATION.....26-30

CONSOLE ASSEMBLY.....31-34

FLOW DIVIDER AND SELECTOR VALVE.....35-37

STEERING WHEEL ASSEMBLY.....38

OPERATOR STATION FOAM.....39

SOLUTION SYSTEM.....40-45

SHEET METAL.....46

TRANSOM, BOOM, AND LIFT COMPONENTS.....47-50

LADDER AND TREAD ADJUSTMENT.....51

SOLUTION HOISING DIAGRAM.....52

CROP SHIELDS AND STALK GUIDE.....53

WHEEL DRIVE ASSEMBLY.....54-57

DECALS.....58-61

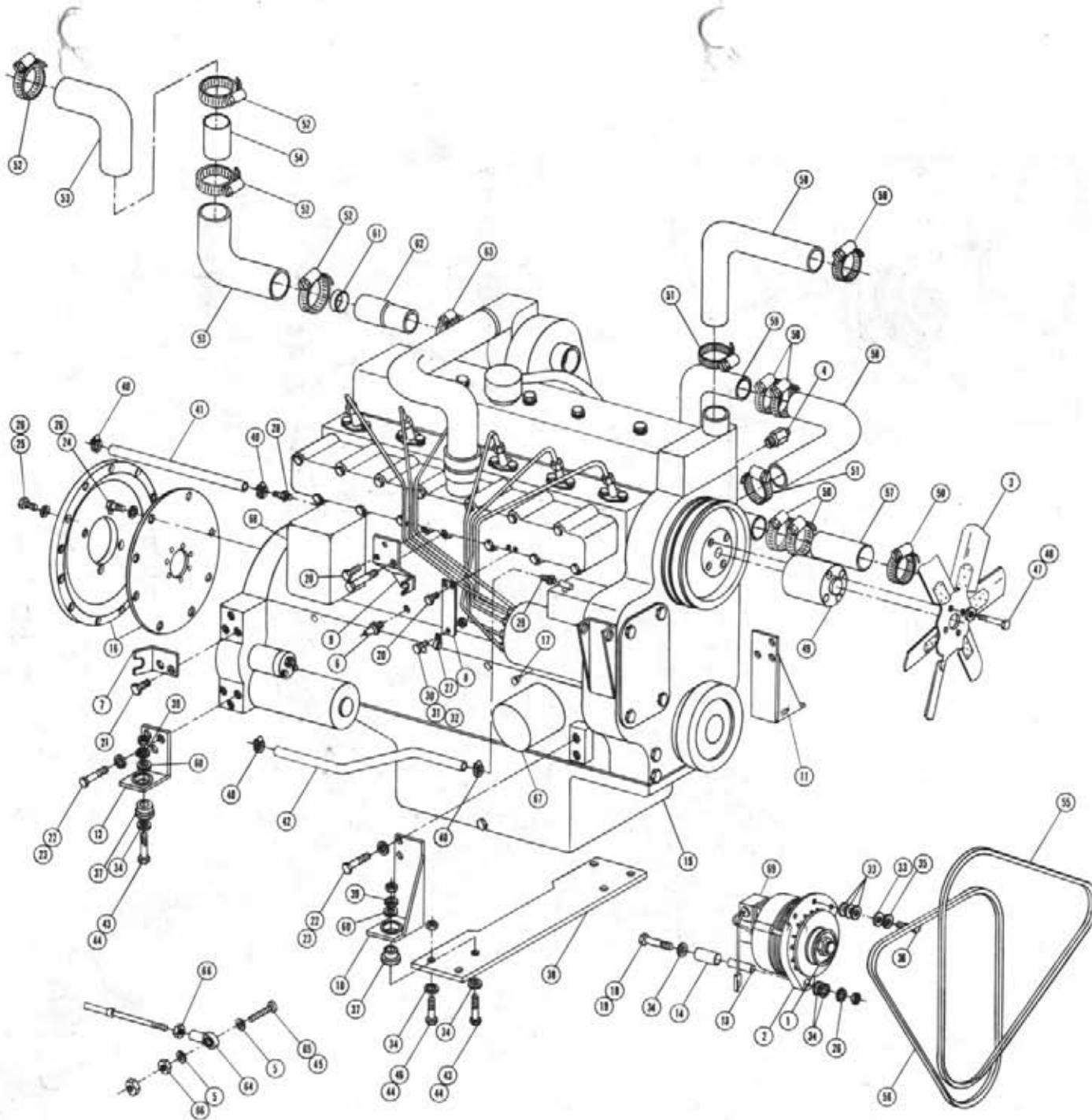
HYDRAULIC SCHEMATIC.....62-69

ELECTRICAL SCHEMATIC.....70-75

INDEX.....76

ABBREVIATIONS

A/C - Air Conditioner	MT - Mount
ADPTR - Adapter	MTR - Motor
AGI - Agitator	P/N - Part Number
ALT - Alternator	PLT - Plate
ASSY - Assembly	QTY - Quantity
BRKT - Bracket	RED - Reducer
DET - Detail	REF - Reference
DISPL - Displacement	REST - Restrictor
EL - Elbow	REQ - Required
EXT - Extension	SHFT - Shaft
FLO - Flow	SOL - Solution
FNPT - Female National Pipe Thread	STRG - Steering
FOR - Female O-ring	ST - Street
FRT - Front	SWIV - Swivel
HYD - Hydraulic	UNC - Unified National Course (Thread)
HYDRO - Hydrostatic	UNF - Unified National Fine (Thread)
LG - Long	V - Volt
LWR - Lower	W/ - With
MJIC - Male J. I. C.	WHL - Wheel
MOR - Male O-ring	WLD - Weldment



ONAN ENGINE ASSEMBLY

DET. QTY PART NO. DESCRIPTION

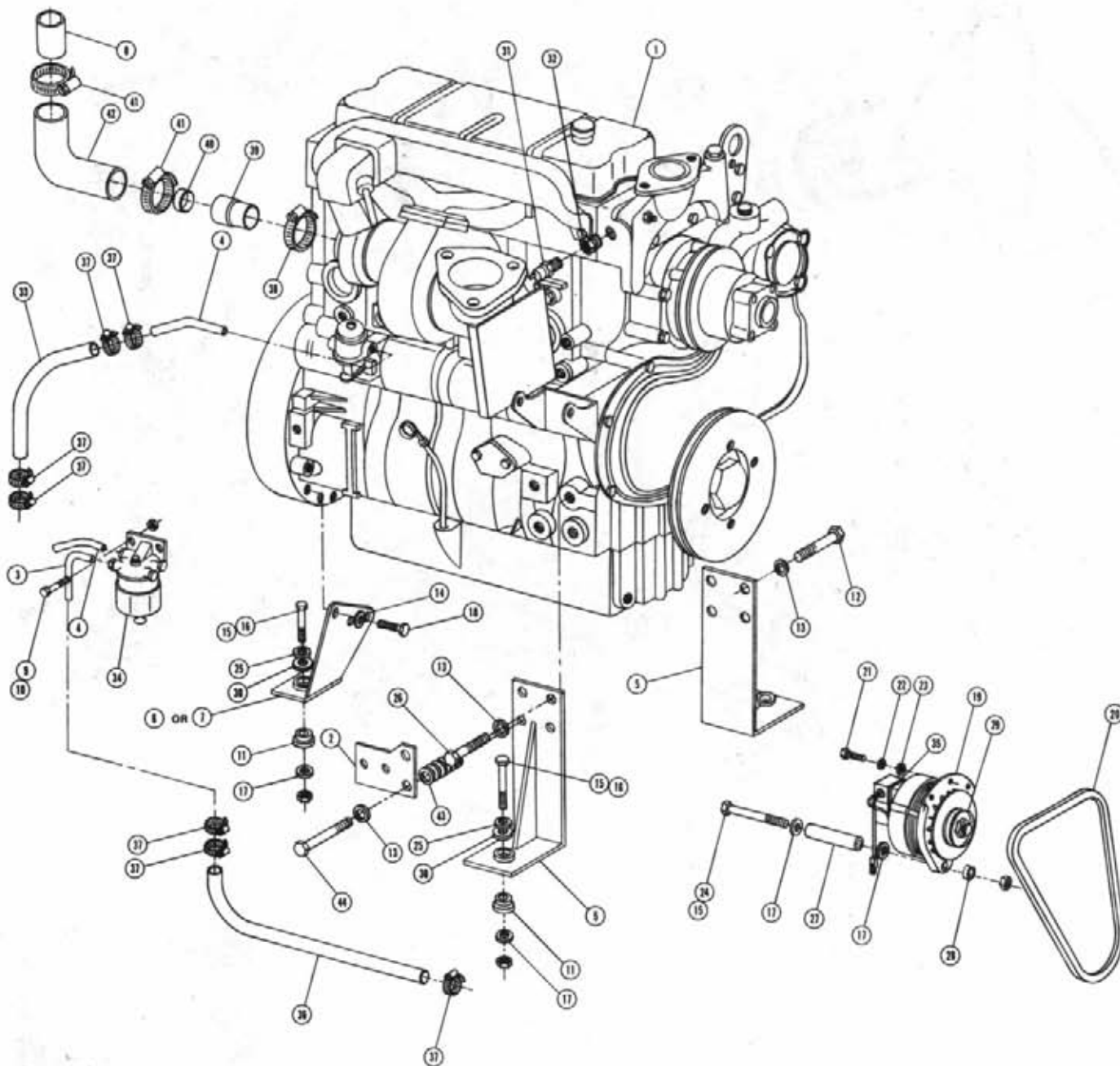
DET.	QTY	PART NO.	DESCRIPTION
1	1	141022	SHEAVE ALT MOTOROLA
2	1	291487	72 AMP ALT W/12V REGULATOR
3	1	314435	19 IN PLR FAN W/2.25 PITCH
4	1	314471	TEMP SENSOR 2800 3/8NPT FOR GA
5	1	920510	LOCK WASH NO 10
6	1	314788	OIL SENDER .125 NPT PERK
7	1	316125	HYDST CABLE HT ONAN ENG
8	1	316125	FUEL SHUTOFF CABLE HT ONAN
9	1	316124	THROTTLE CABLE HT WLD ONAN
10	1	316127	RH FRT MTR HT WLD ONAN
11	1	316128	LH FRT MTR HT WLD ONAN
12	1	316135	REAR MTR HT WLD ONAN ENG
13	1	316137	TUBE .50 OD X .035WA X 2.50LG
14	1	316138	TUBE .875 OD X .156 X 1.25LG
15	1	316139	ONAN ENGINE
16	1	800494	ONAN TO SUND DRIVE ASSY 14T
17	1	390486	THROT CABLE HOLDER
18	1	473779	10MM HEX NUT
19	1	473780	HH BOLT 10MM X 1.50THD X 90MM
20	1	473781	HH BOLT 8MM X 1.00THD X 12MM
21	1	473782	HH BOLT 12MM X 1.75THD X 18MM
22	1	473783	HH BOLT 12MM X 1.75THD X 25MM
23	1	473784	LOCKWASHER 12MM PL
24	1	473793	HH BOLT 10MM X 20MM GRS PL
25	1	473792	HH BOLT 10MM X 1.50THD X 30MM
26	1	473798	LOCKWASHER 10MM PL T82
27	1	520119	CUSHION HOSE CLAMP 3/16 IN
28	1	783303	5/16 HOSE BARB-1/4MMPT BRS
29	1	711001	5/16 HOSE BARB-1/8MMPT BRS
30	1	914000	1/4 UNC STOVER NUT
31	1	900002	1/4 UNC 3/4 HEX BOLT
32	1	920000	1/4 FLAT WASH SAE
33	1	920001	5/16 FLAT WASHER SAE PLT
34	1	920004	1/2 FLAT WASH SAE
35	1	920501	LOCK WASH 5/16
36	1	900065	5/16 UNC X 1 HEX BOLT
37	1	311032	ENG ISOLATOR
38	1	341562	MAINFRAME TIE PLT ONAN
39	1	483041	1/2 REGULAR FLAT WASH PLT
40	1	520120	HOSE CLAMP NO 4 MINIATURE PLT
41	1	601297	HOSE 5/16 X 126IN FUEL LINE
42	1	601298	HOSE 5/16 X 136IN FUEL LINE
43	1	900269	1/2 UNC 2 3/4 HEX BOLT
44	1	914008	1/2 UNC STOVER NUT
45	1	914027	NO 10-32 STOVER NUT
46	1	900265	1/2 X 1 1/2 HH BOLT GR 5 PL
47	1	473804	8MM LOCKWASHER
48	1	473774	HHBOLT 8MM X 1.25THD X 100MM
49	1	316142	FAN SPCR ONAN ENGINE
50	1	520067	HOSE CLAMP NO 28 PLATED
51	1	520068	HOSE CLAMP NO 32 PLATED
52	1	520069	HOSE CLAMP NO 52 PLATED
53	1	314731	AIR CLEANER HOSE
54	1	314628	AIR CLEANER TUBE 3.00 X 6.00
55	1	147018	7541 BELT
56	1	147014	BELT 750B
57	1	601251	HOSE 1.75 X 6.00
58	1	314801	RAD HOSE GATES 20271
59	1	316144	LWR RAD TUBE ONAN
60	1	483037	FLAT WASH 5/8 REGULAR
61	1	316146	HOSE INSERT AIR INTK ONAN
62	1	312935	RUBBER ADPTR 2 1/4IDX2 1/2
63	1	520099	HOSE CLAMP NO 40 PLATED
64	1	473921	BALL JOINT NO 10-32 THD
65	1	903893	10-32 X 1 SLT RD HD MACH SCR
66	1	910027	HEX NUT NO 10 UNF
67	1	316141	OIL FILTER ONAN L6345 ENG
68	1	316148	FUEL FILTER ONAN L6435 ENG
69	1	291499	VOLTAGE REGULATOR

PERKINS DIESEL ENGINE ASSEMBLY

DET. QTY PART NO. DESCRIPTION

1	1	314807	PERK T4.236 ENG
2	1	314811	WATER TRAP MT PERK T4.236
3	1	314619	WATER TRAP INLET TUBE
4	2	314620	WATER TRAP OUTLET TUBE
5	2	314745	FRT MTR MT WLD PERK
6	1	314748	RH REAR MTR MT WLD PERK
7	1	314749	LH REAR MTR MT WLD PERK
8	1	314628	AIR CLEANER TUBE 3.00 X 6.00
9	2	914004	3/8 UNC STOVER NUT
10	2	900130	3/8 UNC X 1 1/4 HEX BOLT
11	4	311032	ENG ISOLATOR
12	4	900231	7/16 UNF X 1 HEX BOLT
13	8	920503	LOCK WASH 7/16
14	6	920504	LOCK WASH 1/2
15	5	914008	1/2 UNC STOVER NUT
16	4	900269	1/2 UNC X 2 3/4 HEX BOLT
17	6	920004	1/2 FLAT WASHER SAE
18	6	900265	1/2 UNC X 1 1/2 HEX BOLT
19	1	291487	72 AMP ALT W/12V REGULATOR
20	1	140056	BELT GATE 9510
21	1	900065	5/16 UNC X 1 HEX BOLT
22	1	920501	LOCK WASH 5/16
23	1	920001	5/16 FLAT WASHER SAE PLT
24	1	900275	1/2 UNC X 4 1/2 HEX BOLT
25	4	483041	1/2 REGULAR FLAT WASH PLT
26	2	900232	7/16 UNF X 1 1/4 HEX BOLT
27	1	314612	ALT SPACER .62 OD X 2.31
28	1	314613	ALT SPACER .62 OD X .19
29	1	141022	SHEAVE ALT MOTOROLA
30	4	483037	FLAT WASH 5/8 REGULAR
31	1	314437	TEMP SENDR 2800 1/8NPT FOR GA
32	1	503012	RED BUSH 1/2 MNPT TO 1/8 FNPT
33	1	601290	HOSE, 5/16 X 20 FUEL LINE
34	1	314657	WATER TRAP ASSY PERK 4.236
35	1	291499	VOLTAGE REGULATOR
36	1	601257	HOSE, 5/16 X 120 IN FUEL LINE
37	7	520120	HOSE CLAMP NO 4 MINIATURE PLT
38	1	520099	HOSE CLAMP NO 40 PLATED
39	1	319293	RUBBER ADPTR 2 1/4 ID X 2 1/2
40	1	316146	HOSE INSERT, AIR INTK DNAN
41	2	520052	HOSE CLAMP NO 52 PLATED
42	1	314731	AIR CLEANER HOSE
43	6	920003	7/16 FLATWASHER SAE
44	2	900233	7/16 UNF X 1 1/2 HEX BOLT

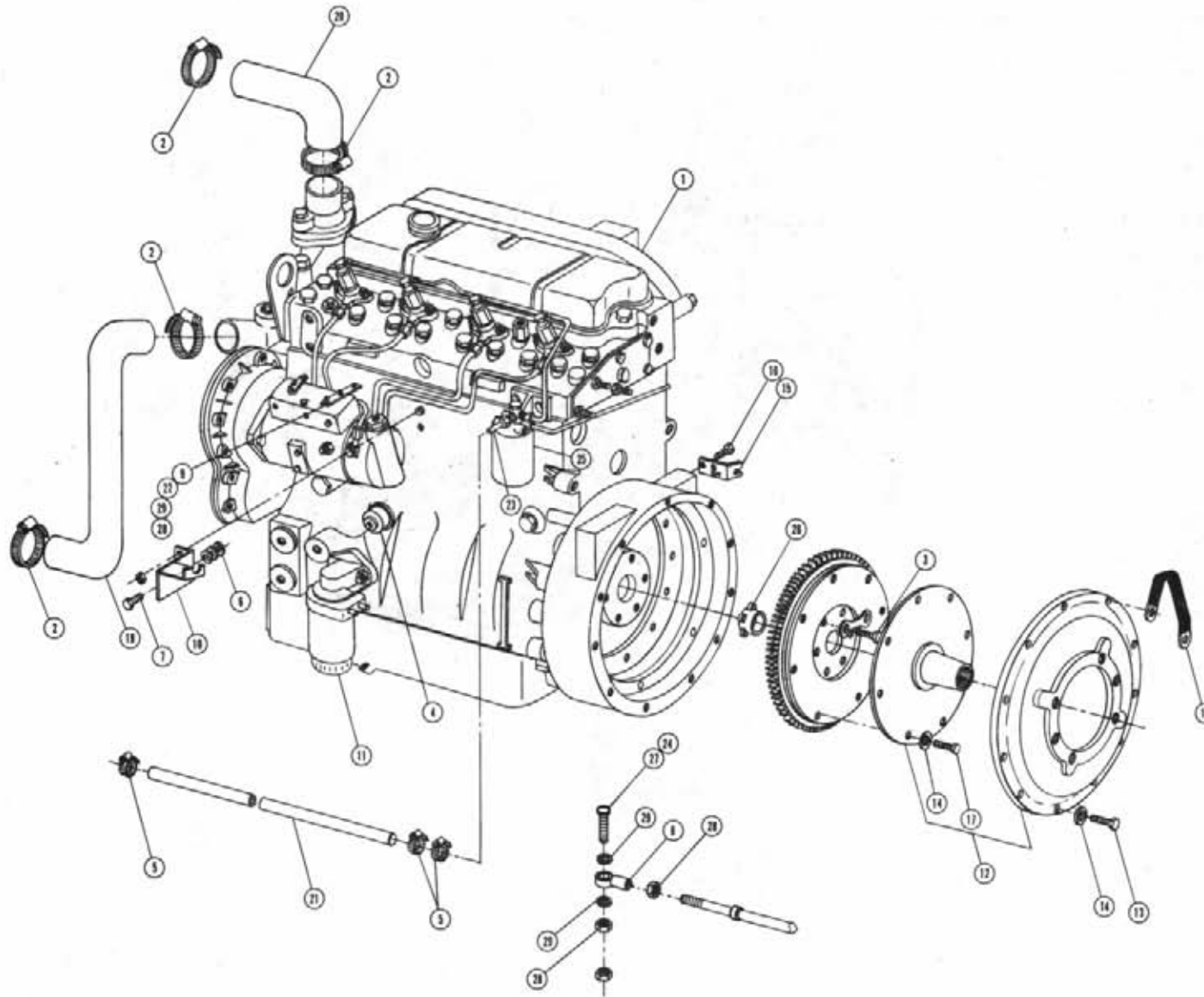
- 9 -

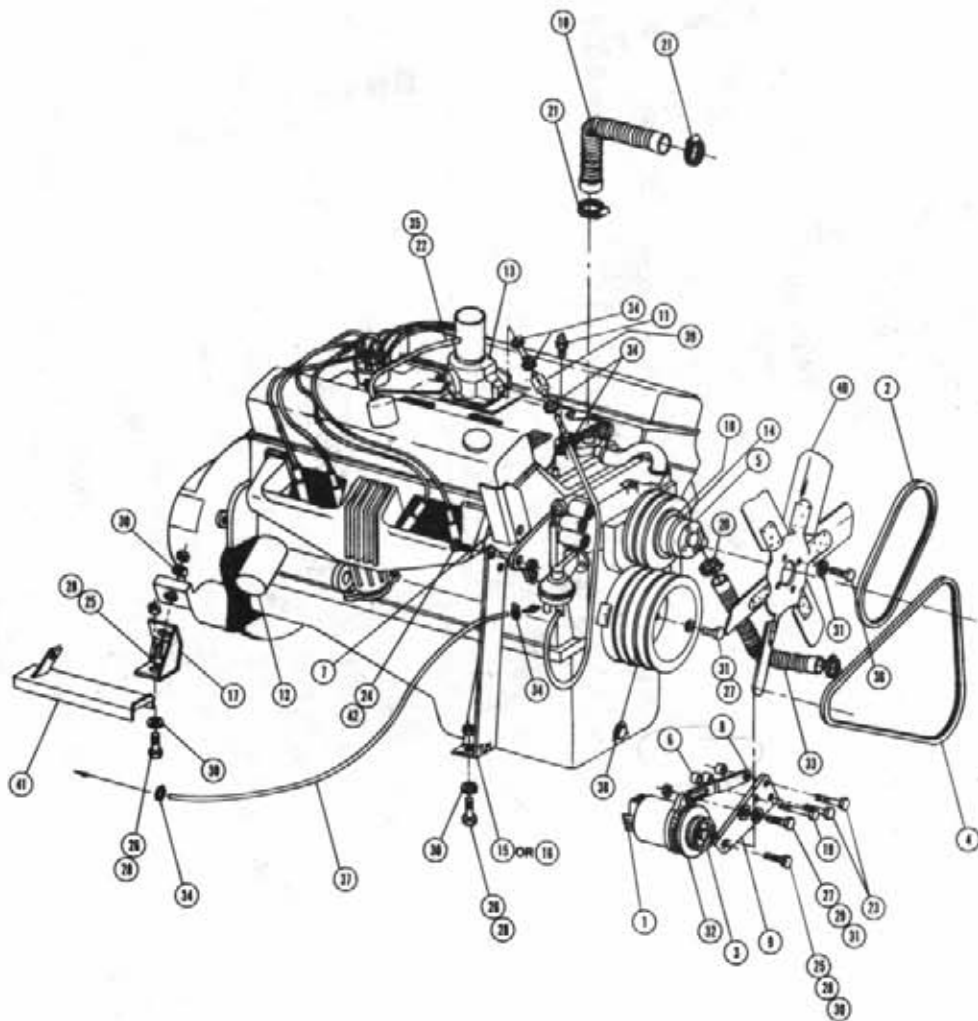


PERKINS DIESEL ENGINE ASSEMBLY

DET. QTY PART NO. DESCRIPTION

1	1	314807	PERK T4.236 ENG
2	4	520067	HOSE CLAMP NO 28 PLATED
3	6	900301	1/2 UNF X 1 HEX BOLT
4	1	314788	OIL SENDER .125 NPT PERK
5	3	520120	HOSE CLAMP NO 4 MINIATURE PLT
6	3	920001	5/16 FLAT WASHER SAE
7	1	900098	5/16 UNF X 3/4 HEX BOLT
8	1	473921	NO. 10-32 BALL JOINT
9	1	314644	FUEL SHUTOFF PIVOT PERK4236
10	1	314812	THROT CABLE MT WLD T4.236 87
11	1	314671	ENG OIL FILT ELEMENT PERK4236
12	1	800495	PERK TO SUND DRIVE ASSY 14T
13	12	900130	5/8 UNC X 1 1/4 HEX BOLT
14	20	920502	LOCK WASH 3/8
15	1	606851	HYDST CONT CABLE MT PERK
16	2	900263	1/2 UNC X 1 HEX BOLT
17	8	900162	3/8 UNF X 3/4 HEX BOLT
18	1	290107	8 IN GROUND STRAP
19	1	314757	GATES 20811 RADIATOR HOSE
20	1	314758	GATES 20608 RADIATOR HOSE
21	1	601263	HOSE, 5/16 X 144 IN FUEL LINE
22	1	472231	#10-32X3/4 PAN HD MACH SCREW
23	1	314725	FUEL RETURN TUBE PERK 4.23681
24	1	914027	NO 10-32 STOVER NUT
25	1	314558	FUEL FILTER ELEMENT PERK416
26	1	800481	DRIVE DISK ADPTR HSNB PERKINS
27	1	903893	10-32 X 1 SLT RD HD MACH SCR
28	3	910027	HEX NUT NO 10 UNF
29	3	920510	LOCKWASHER NO 10





CHRYSLER ENGINE ASSEMBLY

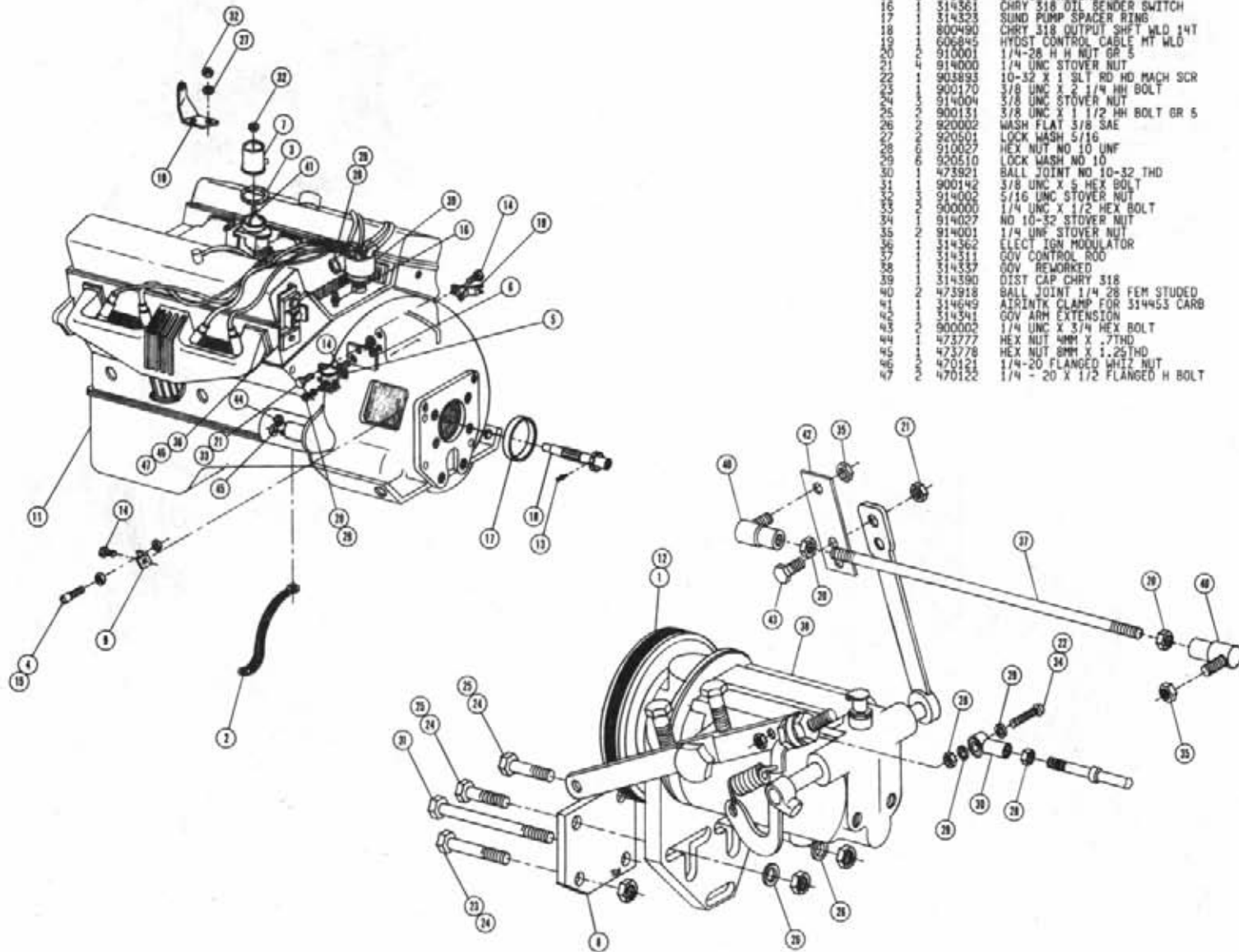
DET. QTY PART NO. DESCRIPTION

1	1	291499	VOLTAGE REGULATOR
2	1	147000	BELT GATES 2490 TRUFLEX
3	1	141022	SHEAVE ALT MOTOROLA
4	1	147001	BELT GATES 8510
5	1	311039	FAN SPACER
6	3	200015	SPACER, 3/4 OD X 11 GA X 3/8
7	1	314303	EXHAUST MANIF HEAT SHIELD
8	1	314309	ALT ADJ ARM
9	1	314310	ALT MT
10	1	314832	RADIATOR HOSE 1.75 X 19
11	1	314457	TEMP SENDR 2800 1/8NPT FOR GA
12	1	319260	OIL FILTER
13	1	314825	CARTER CARBURETOR
14	1	319614	SHORT ADPTR FOR 19 IN FAN
15	1	341348	LH FRT MTR MT WLD CHRY
16	1	341351	RH FRT MTR MT WLD CHRY
17	2	341353	REAR MTR MT WLD CHRY
18	1	311038	SPACER, FAN SHEAVE
19	1	900132	3/8 UNC X 1 3/4 HEX BOLT
20	2	520067	HOSE CLAMP NO 28 PLATED
21	2	520085	HOSE CLAMP NO 24 PLATED
22	1	601151	HOSE, 5/8 X 12 HEATER
23	2	900142	3/8 UNC X 5 HEX BOLT
24	4	900198	7/16 UNC X 1 3/4 HEX BOLT
25	3	900283	1/2 UNC X 2 1/4 HEX BOLT
26	4	900265	1/2 UNC X 1 1/2 HEX BOLT
27	7	900064	5/16 UNC X 3/4 HEX BOLT
28	7	914008	1/2 UNC STOVER NUT
29	1	920001	5/16 FLAT WASHER SAE PLT
30	7	920004	1/2 FLAT WASHER SAE
31	11	920501	LOCK WASH 5/16
32	1	291487	72 AMP ALT W/12V REGULATOR
33	1	314417	LWR RAD HOSE CHRY 318
34	6	520120	HOSE CLAMP NO 4 MINIATURE PLT
35	2	520070	HOSE CLAMP NO 8 PLATED
36	4	900086	5/16 UNC X 2 1/4 HEX BOLT
37	1	601257	HOSE, 5/16 X 120 IN FUEL LINE
38	1	314824	3GR CRANK PULLEY
39	1	314388	FUEL LINE W/ FILT CHRY 318
40	1	314435	19 IN PLR FAN W/2.25 PITCH
41	1	314428	CABLE HEAT SHLD WLD CHRY 318
42	4	914006	7/16 UNC STOVER NUT

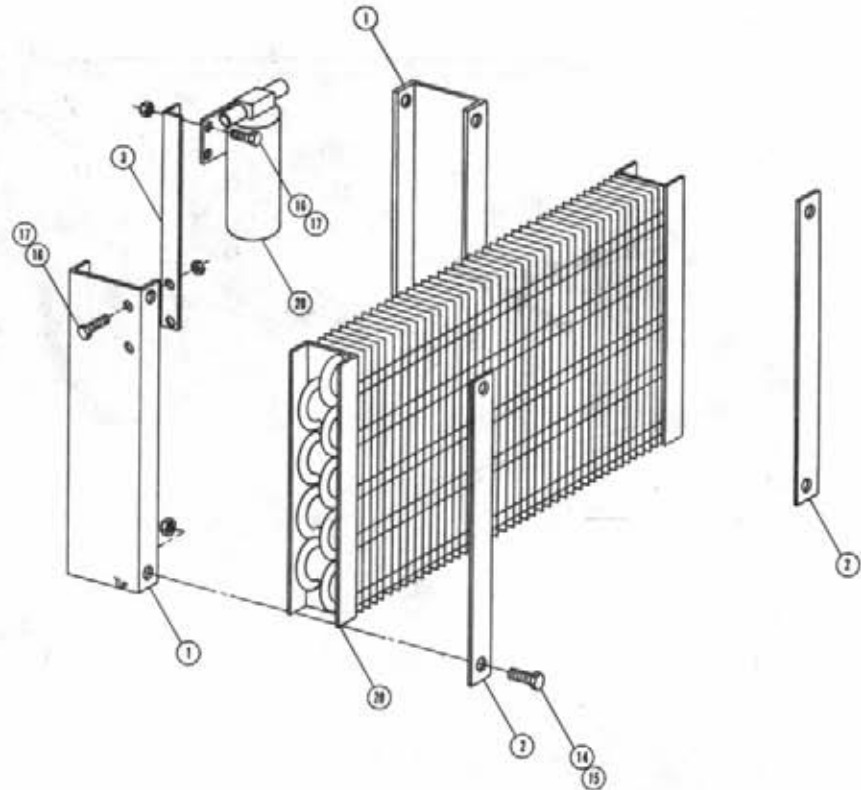
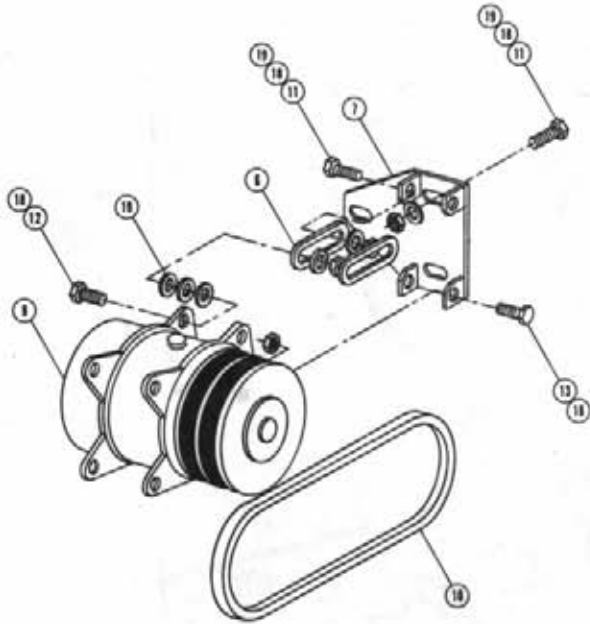
CHRYSLER ENGINE ASSEMBLY

DET. QTY PART NO. DESCRIPTION

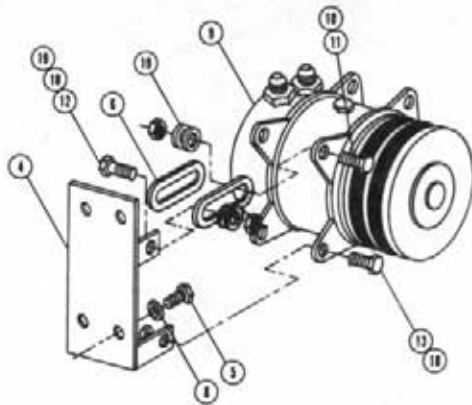
1	147030	SHEAVE, GTN MACH
2	290109	GROUND STRAP, 8TN 17/32 HOLES
3	870334	NEO ORING 2 5/8 X 3
4	291206	SENSOR SPEEDO TACH
5	310491	STARTER SOLENOID
6	311021	STARTER SOLENOID MT CHRY
7	314732	AIR INTAKE TUBE WLD
8	311044	GOV MT WLD
9	314302	TACH SENSOR MT
10	314421	THROT CABLE BRKT WLD CHRY 86
11	314728	CHRY 318 X-8 STUD ENGINE
12	470054	SET SCREW 5/16X 1/4 AL HD CUP
13	471005	1/4-28 X 1/2 GREASE ZERK
14	472363	9/16 UNC X 3/4 HEX BOLT
15	475061	3/4-16 TRUSEAL NUT
16	314361	CHRY 318 OIL BENDER SWITCH
17	314323	SUMP PUMP SPACER RING
18	800490	CHRY 318 OUTPUT SHFT WLD 14T
19	606845	HYDST CONTROL CABLE MT WLD
20	910001	1/4-28 H H NUT GR 5
21	914000	1/4 UNC STOVER NUT
22	903893	10-32 X 1 SLT RD HD MACH SCR
23	900170	3/8 UNC X 2 1/4 HH BOLT
24	914004	3/8 UNC STOVER NUT
25	900131	3/8 UNC X 1 1/2 HH BOLT GR 5
26	920002	WASH FLAT 3/8 SAE
27	920501	LOCK WASH 5/16
28	910027	HEX NUT NO 10 UNF
29	920510	LOCK WASH NO 10
30	473921	BALL JOINT NO 10-32 THD
31	900142	3/8 UNC X 5 HEX BOLT
32	914002	5/16 UNC STOVER NUT
33	900000	1/4 UNC X 1/2 HEX BOLT
34	914027	NO 10-32 STOVER NUT
35	914001	1/4 UNF STOVER NUT
36	314362	ELECT IGN MODULATOR
37	314311	GOV CONTROL ROD
38	314337	GOV REMORKED
39	314390	DIST CAP CHRY 318
40	473918	BALL JOINT 1/4 28 FEM STUDED
41	314649	AIRINTK CLAMP FOR 314453 CARB
42	314341	GOV ARM EXTENSION
43	900002	1/4 UNC X 3/4 HEX BOLT
44	473777	HEX NUT 3/8 X .75THD
45	473778	HEX NUT 3/8 X 1.25THD
46	470121	1/4-20 FLANGED WHIZ NUT
47	470122	1/4 - 20 X 1/2 FLANGED H BOLT



CHRYSLER A/C COMPRESSOR ASSEMBLY



A/C COMPRESSOR PUMP ASSEMBLY

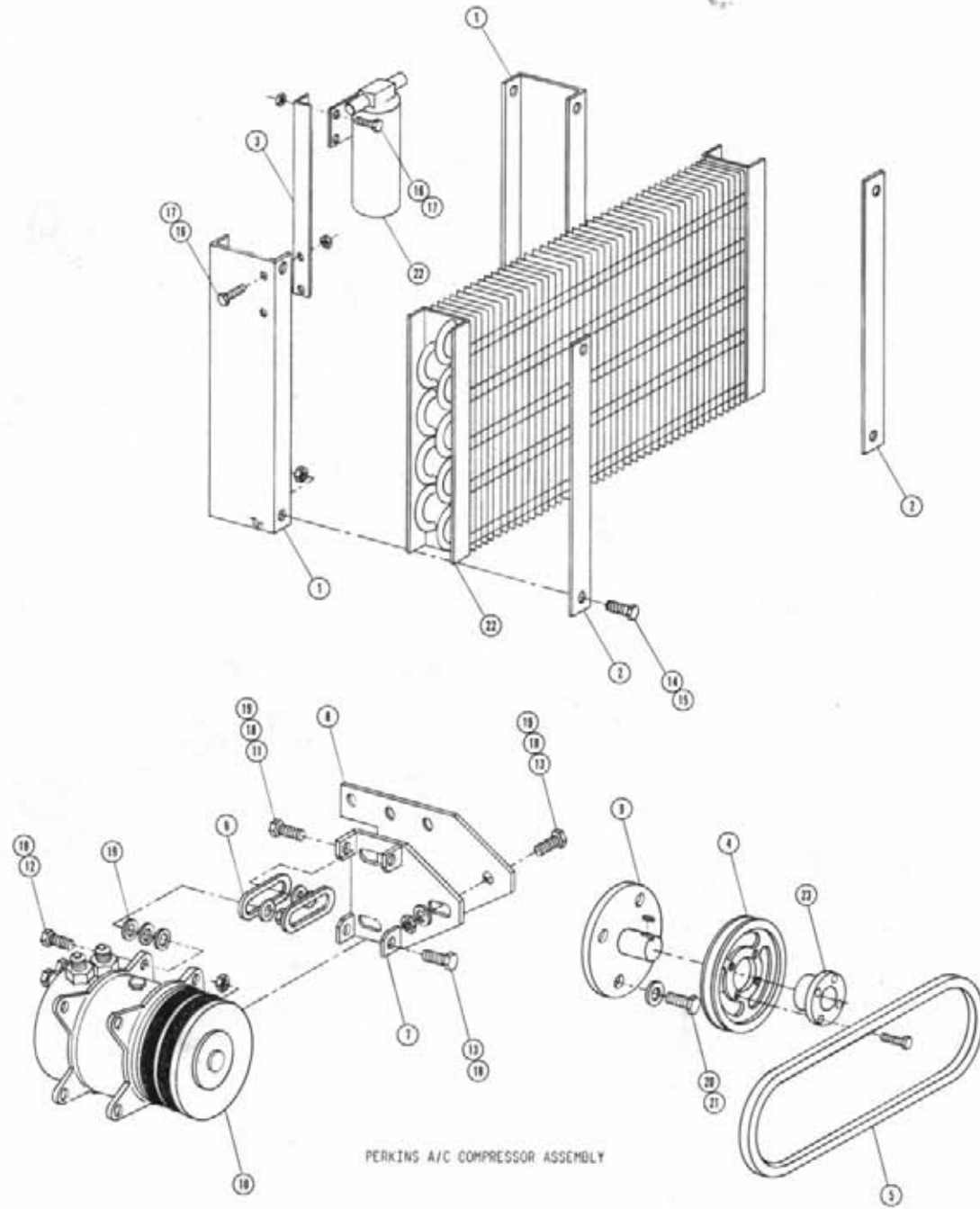


ONAN A/C COMPRESSOR ASSEMBLY

DET. QTY PART NO. DESCRIPTION

1	2	314413	CONDENSER MOUNT
2	2	314418	CONDENSER KEEPER
3	1	314420	A/C DRYER MTG BRKT
4	1	657330	A/C COMPRESR MT WLD ONAN
5	4	473803	8MM X 1.25THD X 16MM HEX BOLT
6	2	657315	A/C COMPRESR ADJ TAB
7	1	657317	A/C COMPRESR MT WLD
8	4	473804	8MM LOCKWASHER
9	1	657310	COMPRESSOR, A/C
10	1	147040	2400 BELT
11	5	900129	3/8 UNC X 1 HEX BOLT
12	2	900131	3/8 UNC X 1 1/2 HEX BOLT
13	2	900130	3/8 UNC X 1 1/4 HEX BOLT
14	4	900064	5/16 UNC X 3/4 HEX BOLT
15	4	914002	5/16 UNC STOVER NUT
16	4	900002	1/4 UNC X 3/4 HEX BOLT
17	4	914000	1/4 UNC STOVER NUT
18	9	914004	3/8 UNC STOVER NUT
19	13	920002	WASH FLAT 3/8 SAE
20	2	657309	CONDENSOR KIT

NOTE: FOR ONAN OPTION USE ITEMS: 1-2-3-4-5-6-8
 9-11-12-13-14-15-16-17-18-19-20.
 FOR CHRYSLER OPTION USE ITEMS: 1-2-3-6-7
 9-10-11-12-13-14-15-16-17-18-19-20.

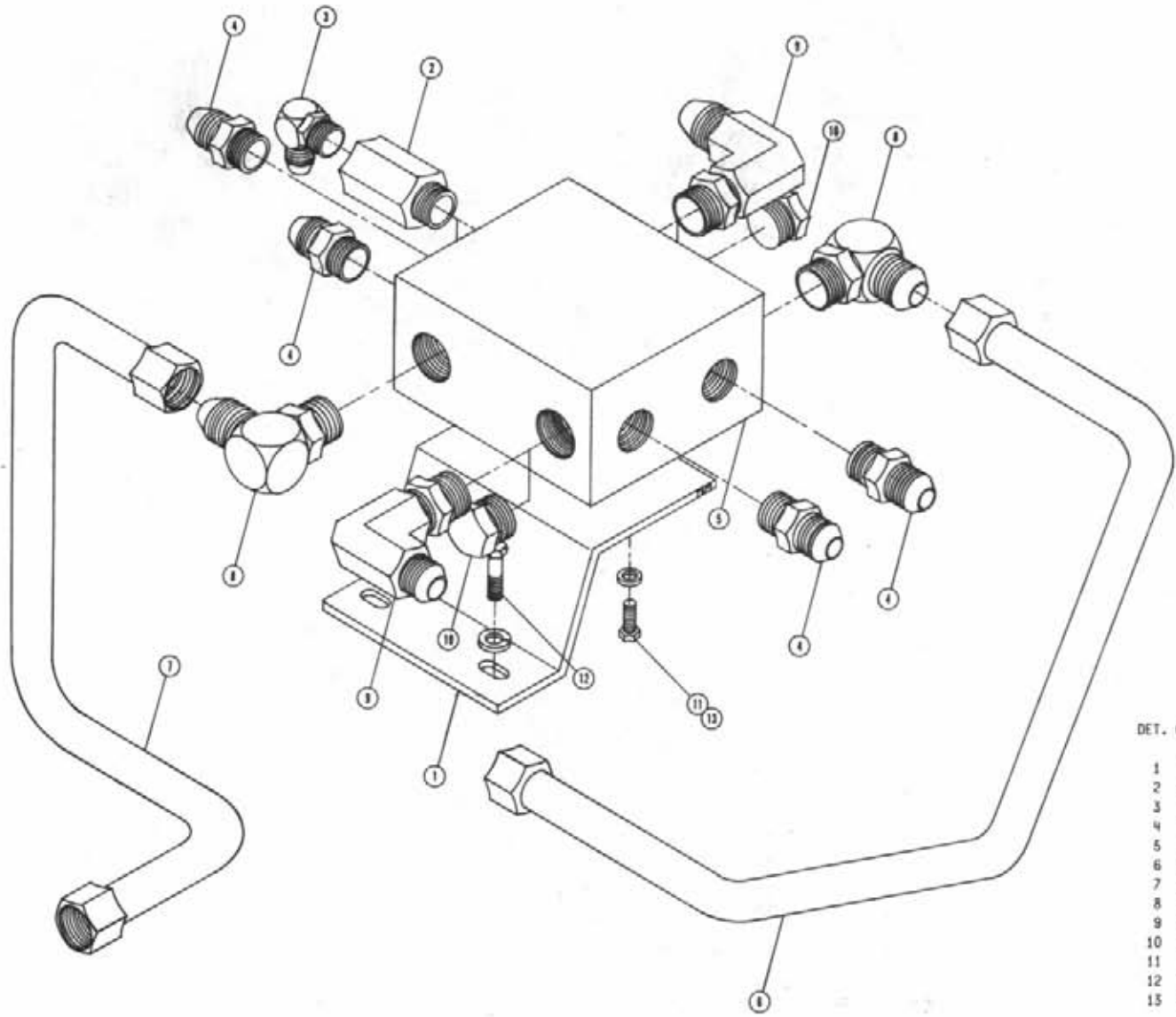


PERKINS A/C COMPRESSOR PUMP ASSEMBLY

DET. QTY PART NO. DESCRIPTION

1	2	314413	CONDENSER MOUNT
2	2	314418	CONDENSER KEEPER
3	1	314420	A/C DRYER MTG BRKT
4	1	140066	SHEAVE, IGR 6.25 OD 0-A TYPE
5	1	147009	BELT 4L380
6	2	657315	A/C COMPSR ADJ TAB
7	1	657317	A/C COMPSR MT WLD
8	1	657320	A/C COMPSR MT ADPTR PERK
9	1	657321	A/C DRIVE SHAFT WLD PERK
10	1	657310	COMPRESSOR, A/C
11	2	900129	3/8 UNC 1 HEX BOLT
12	2	900131	3/8 UNC X 1 1/2 HEX BOLT
13	5	900130	5/8 UNC X 1 1/4 HEX BOLT
14	4	900064	5/16 UNC X 3/4 HEX BOLT
15	4	914002	5/16 UNC STOVER NUT
16	4	900002	1/4 UNC X 3/4 HEX BOLT
17	4	914000	1/4 UNC STOVER NUT
18	9	914004	3/8 UNC STOVER NUT
19	13	920002	WASH FLAT 3/8 SAE
20	4	900231	7/16 UNF X 1 HEX BOLT
21	4	920503	LOCK WASH 7/16
22	1	657309	CONDENSER KIT
23	1	140067	TAPER BUSH TYPE D 1.50 BORE

PERKINS A/C COMPRESSOR ASSEMBLY

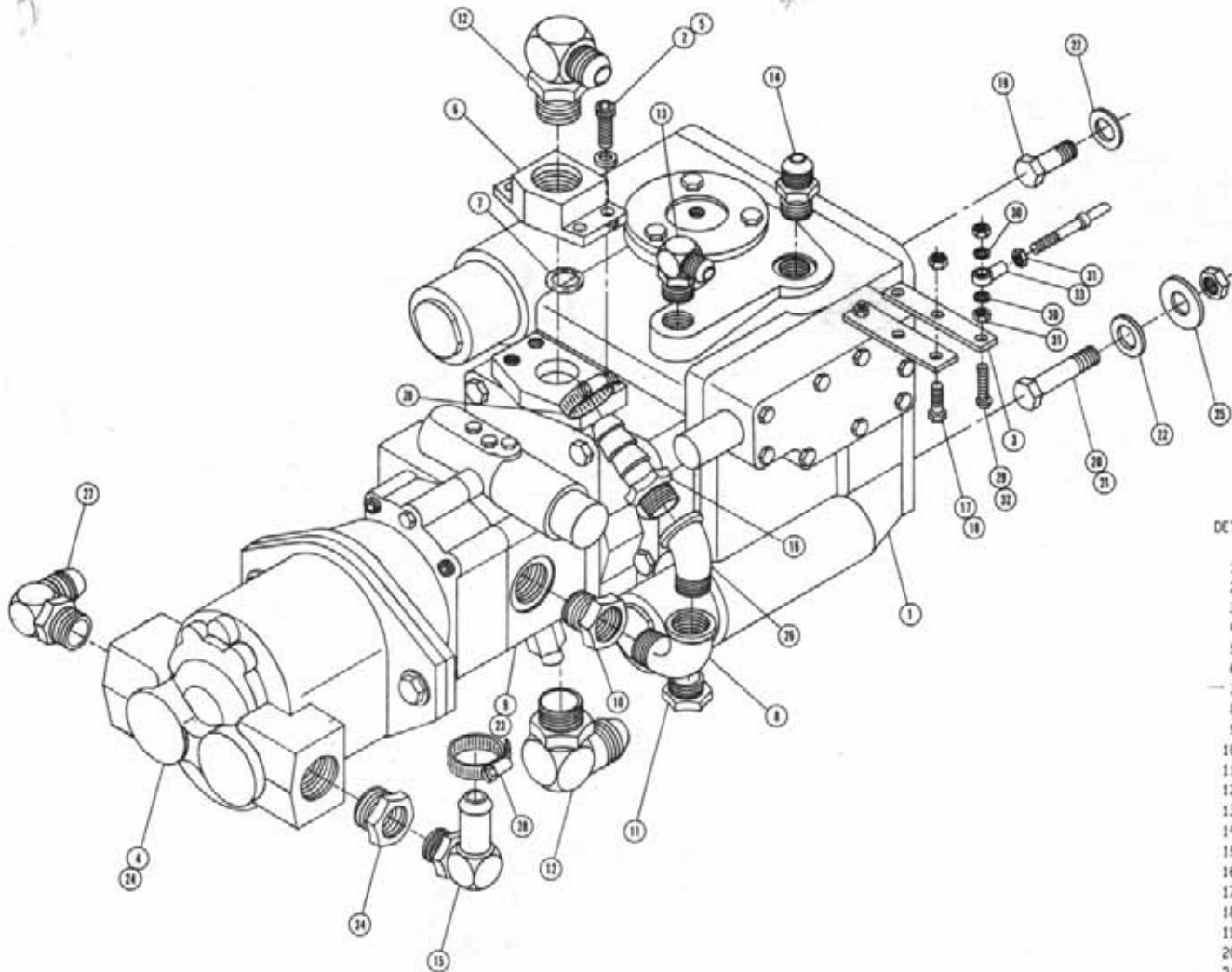


HYDRAULIC MANIFOLD ASSEMBLY

DET. QTY PART NO. DESCRIPTION

1	1	606849	LARGE HYD MANIFOLD MT
2	1	610028	FLO CONTROL 16 GPM INLINE CES
3	1	618279	1 1/16MJC-90-7/8MOR LBO
4	4	611127	1 1/16MJC-1 1/16MOR ADPTR
5	1	615612	8200 HYD MANIF BLOCK 88
6	1	615568	HYD TUBE SUND PUMP RH
7	1	615569	HYD TUBE SUND PUMP LH
8	2	618178	1 5/16MJC-90-1 5/16MOR LBO
9	2	618248	1 1/16MJC-90-1 1/16MOR LBO
10	2	610186	1 1/16MOR PLUG
11	2	900065	5/16 UNC X 1 HEX BOLT
12	2	900196	7/16 UNC X 1 1/4 HEX BOLT
13	2	920501	LOCK WASH 5/16

NOTE: FOR TWO-WHEEL DRIVE ASSEMBLY ITEMS 2, 3, AND 9 ARE REPLACED BY 10 AND 4.

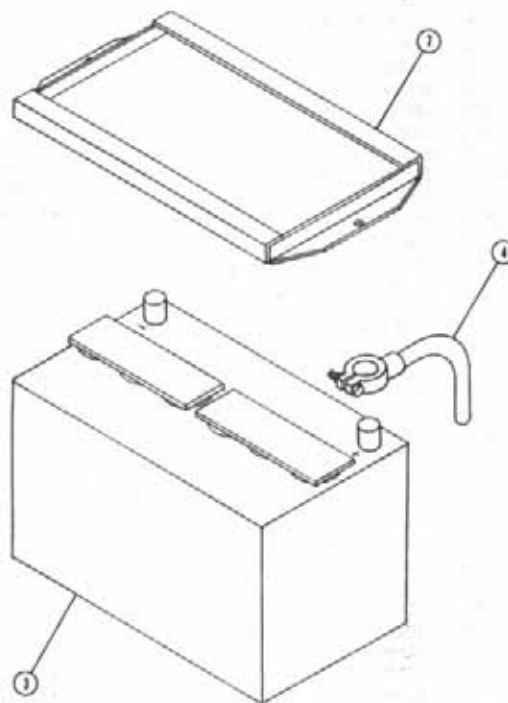
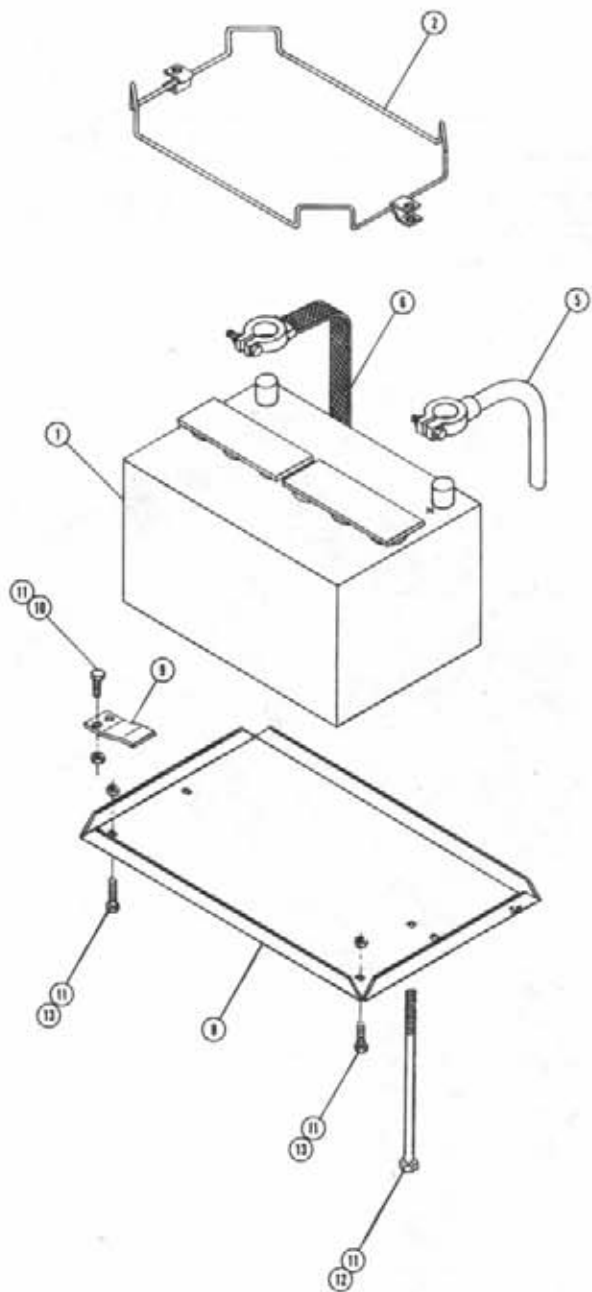


SUNDSTRAND PUMP ASSEMBLY

DET. QTY PART NO. DESCRIPTION

1	1	606882	SUND 23 SER PUMP 8-MT 1.06CHG
2	8	472243	CAP SCREW 3/8 UNC X 1 3/4 ALLEN
3	1	606848	PUMP CONTROL LEVER EXT
4	1	606885	CESSNA GEAR PUMP 1.78CI SPINE
5	8	618167	LOCK WASHER FOR 4-BOLT FLG
6	2	618176	1 5/16 FOR 4-BOLT FLANGE, LESS
7	2	870219	BUNA ORING 1 5/16 X 1 9/16
8	1	505200	BLK PIPE ST EL 90DEG 1NPT
9	1	606888	SUND 1.06 CHG PUMP FOR 606882
10	1	618090	1 5/16MOR-1FNPT ADPTR
11	1	618540	7/8MOR PLUG
12	2	618178	1 5/16MJIC-90-1 5/16MOR LBO
13	1	618114	9/16MJIC-90-7/16MOR LBO
14	1	618327	3/4MJIC-7/8MOR ADPTR
15	1	618563	1TN HOSE BARB-90-1 1/16MOR
16	1	714560	1 HOSE BARB-1MNP
17	2	900003	1/4 UNC X 1 HEX BOLT
18	2	914000	1/4 UNC STOVER NUT
19	2	900266	1/2 UNC X 1 3/4 HEX BOLT
20	2	900267	1/2 UNC X 2 HEX BOLT
21	2	914008	1/2 UNC STOVER NUT
22	4	920004	1/2 FLAT WASHER SAE
23	1	606889	GASKET
24	1	606870	O-RING FOR 606865 SUND 8-MT
25	2	483041	1/2 REGULAR FLAT WASH PLT
26	1	505110	BLK PIPE ST EL 45DEG 1NPT
27	1	618535	7/8MJIC-90-1 1/16MOR LBO
28	2	520087	HOSE CLAMP NO 20 PLATED
29	1	903893	10-32 X 1 SLT RD HD MACH SCR
30	2	920510	LOCK WASH NO 10
31	2	910027	HEX NUT NO 10 UNF
32	1	914027	NO 10-32 STOVER NUT
33	1	473921	BALL JOINT NO 10-32 THD
34	1	618595	1 5/8MOR-1 1/16FOR ADPTR

NOTE: 1. ITEMS 13 USED WITH FWD OPTION.
 2. ASSEMBLY SHOWN IS FOR GAS OPTION.
 FOR DIESEL OPTION REPLACE ITEMS 19, 20
 21, 22, & 25 WITH (4) 900265 - 1/2 UNC
 X 1 1/2 HEX BOLT AND (4) 920004 - 1/2
 SAE FLAT WASHER.



BATTERY BOX ASSEMBLY

Det.	Qty.	P/N	Description
1	1	290013	Battery "Gas Engine"
2	1	290212	Battery Hold Down w/Clamps
3	1	291122	Battery "Diesel Engine"
4	1	290052	Battery Cable 56"
5	1	291128	Battery Cable 48"
6	1	290111	Ground Strap
7	1	341322	Battery Hold Down Weldment
8	1	361149	Battery Box
9	1	361192	Battery Box Support
10	2	900129	3/8 UNC x 1" Hex Bolt
11	6	914004	3/8 UNC Lock Nut
12	2	901149	3/8 UNC x 8 1/2 Carriage Bolt
13	2	900128	3/8 UNC x 3/4 Hex Bolt

Note: Items 6, 8, 11, and 12 are used with both engines.

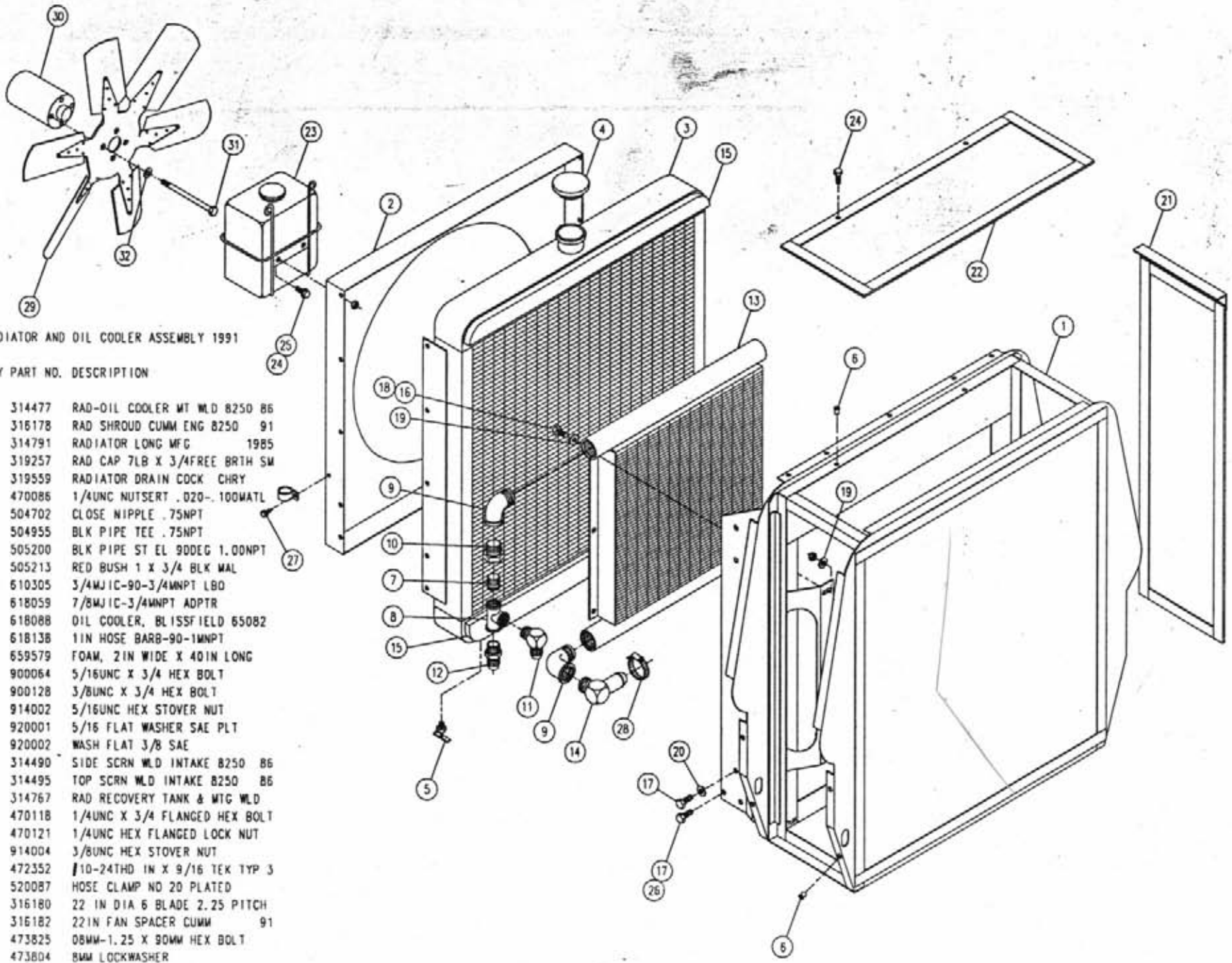
8250

-15-
493115

CUMM RADIATOR AND OIL COOLER ASSEMBLY 1991

DET. QTY PART NO. DESCRIPTION

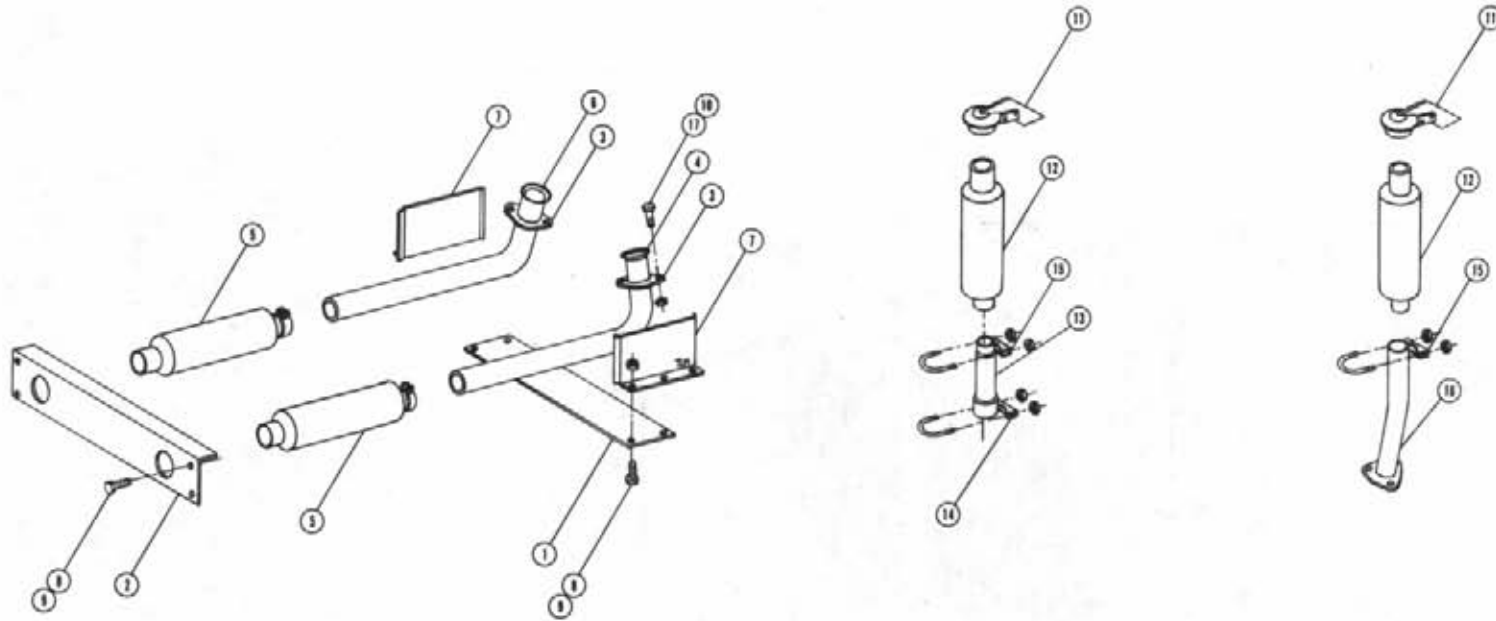
1	1	314477	RAD-OIL COOLER MT WLD 8250 86
2	1	316178	RAD SHROUD CUMM ENG 8250 91
3	1	314791	RADIATOR LONG MFG 1985
4	1	319257	RAD CAP 7LB X 3/4FREE BRTH SM
5	1	319559	RADIATOR DRAIN COCK CHRY
6	10	470086	1/4UNC NUTSERT .020-.100MATL
7	1	504702	CLOSE NIPPLE .75NPT
8	1	504955	BLK PIPE TEE .75NPT
9	2	505200	BLK PIPE ST EL 90DEG 1.00NPT
10	1	505213	RED BUSH 1 X 3/4 BLK MAL
11	1	610305	3/4MJIC-90-3/4MNPT LBO
12	1	618059	7/8MJIC-3/4MNPT ADPTR
13	1	618088	OIL COOLER, BLISSFIELD 65082
14	1	618138	1IN HOSE BARB-90-1MNPT
15	2	659579	FOAM, 2IN WIDE X 40IN LONG
16	6	900064	5/16UNC X 3/4 HEX BOLT
17	14	900128	3/8UNC X 3/4 HEX BOLT
18	6	914002	5/16UNC HEX STOVER NUT
19	12	920001	5/16 FLAT WASHER SAE PLT
20	10	920002	WASH FLAT 3/8 SAE
21	2	314490	SIDE SCR N WLD INTAKE 8250 86
22	1	314495	TOP SCR N WLD INTAKE 8250 86
23	1	314767	RAD RECOVERY TANK & MTC WLD
24	4	470118	1/4UNC X 3/4 FLANGED HEX BOLT
25	2	470121	1/4UNC HEX FLANGED LOCK NUT
26	4	914004	3/8UNC HEX STOVER NUT
27	1	472352	10-24THD IN X 9/16 TEK TYP 3
28	1	520087	HOSE CLAMP NO 20 PLATED
29	1	316180	22 IN DIA 6 BLADE 2.25 PITCH
30	1	316182	22IN FAN SPACER CUMM 91
31	4	473825	08MM-1.25 X 90MM HEX BOLT
32	4	473804	8MM LOCKWASHER



CHRYSLER ENGINE EXHAUST PIPE ASSEMBLY

ONAN ENGINE EXHAUST PIPE ASSEMBLY

PERKINS ENGINE EXHAUST PIPE ASSEMBLY

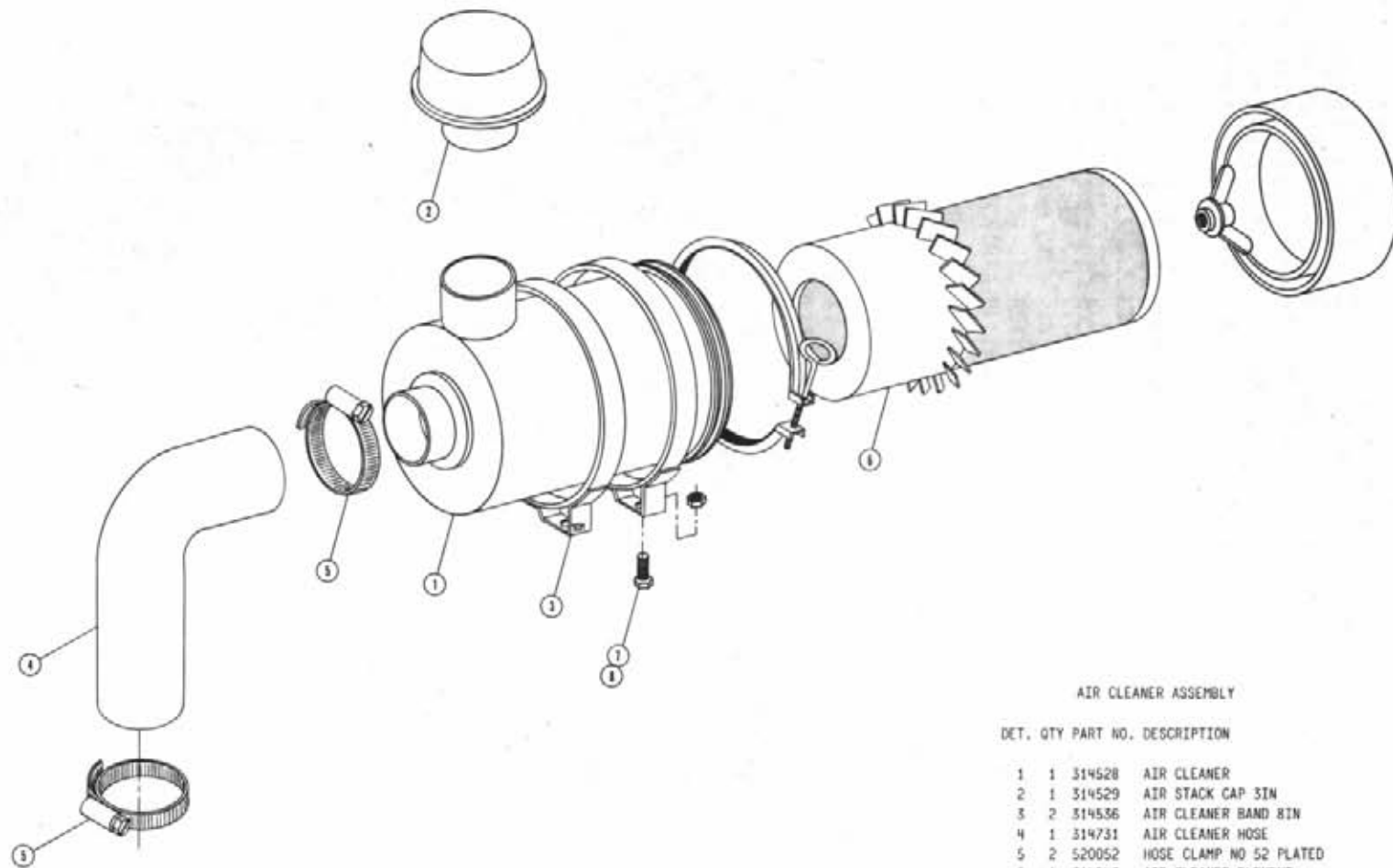


- 16 -

EXHAUST PIPE ASSEMBLIES

DET. QTY PART NO. DESCRIPTION

1	1	361189	MAINFRAME TIE PLATE
2	1	361190	MAINFRAME REAR TIE - ANGLE
3	2	314735	EXHAUST PIPE FLO CHRY 318
4	1	314425	RH EXH PIPE 318 SHORT
5	2	319287	MUFFLER CHRY 318
6	1	314736	LH EXH PIPE 318 LONG
7	2	341359	HEAT SHIELD MAINFRAME
8	8	900265	1/2 UNC X 1 1/2 HEX BOLT
9	8	914008	1/2 UNC STOVER NUT
10	4	914004	3/8 UNC STOVER NUT
11	2	314537	2 1/2 ID RAIN CAP
12	2	314554	MUFFLER SAMES
13	1	316147	EXHAUST PIPE ONAN
14	1	470160	MUFFLER CLAMP 3.00 IN
15	2	472216	2.50 MUFFLER CLAMP .31 UNC
16	1	314809	EXHAUST PIPE WLD PERK
17	4	900170	3/8 UNC X 2 1/4 HEX BOLT

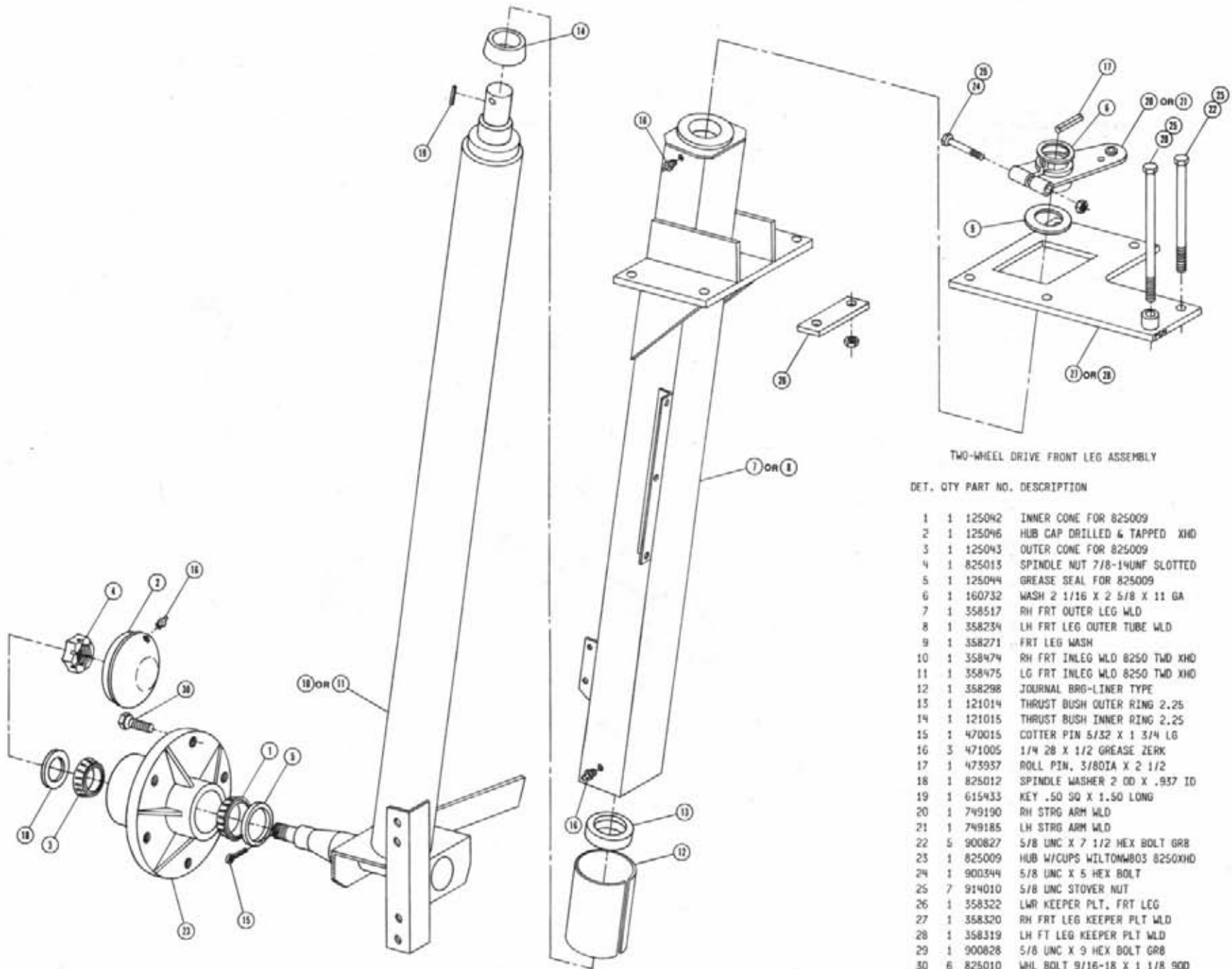


AIR CLEANER ASSEMBLY

DET. QTY PART NO. DESCRIPTION

1	1	314528	AIR CLEANER
2	1	314529	AIR STACK CAP 3IN
3	2	314536	AIR CLEANER BAND 8IN
4	1	314731	AIR CLEANER HOSE
5	2	520052	HOSE CLAMP NO 52 PLATED
6	1	314543	AIR CLEANER ELEMENT
7	4	470118	1/4 UNC X 3/4 FLANGED H BOLT
8	4	470121	1/4-20 FLANGED WHIZ NUT
9			

NOTE: 1. ITEMS 4 & 5 ARE USED WITH THE CHRYSLER & PERKINS ENGINE OPTION.
2. FOR ONAN ENGINE OPTION (AIR CLEANER HOSE) REFER TO ENGINE DRAWINGS.



TWO-WHEEL DRIVE FRONT LEG ASSEMBLY

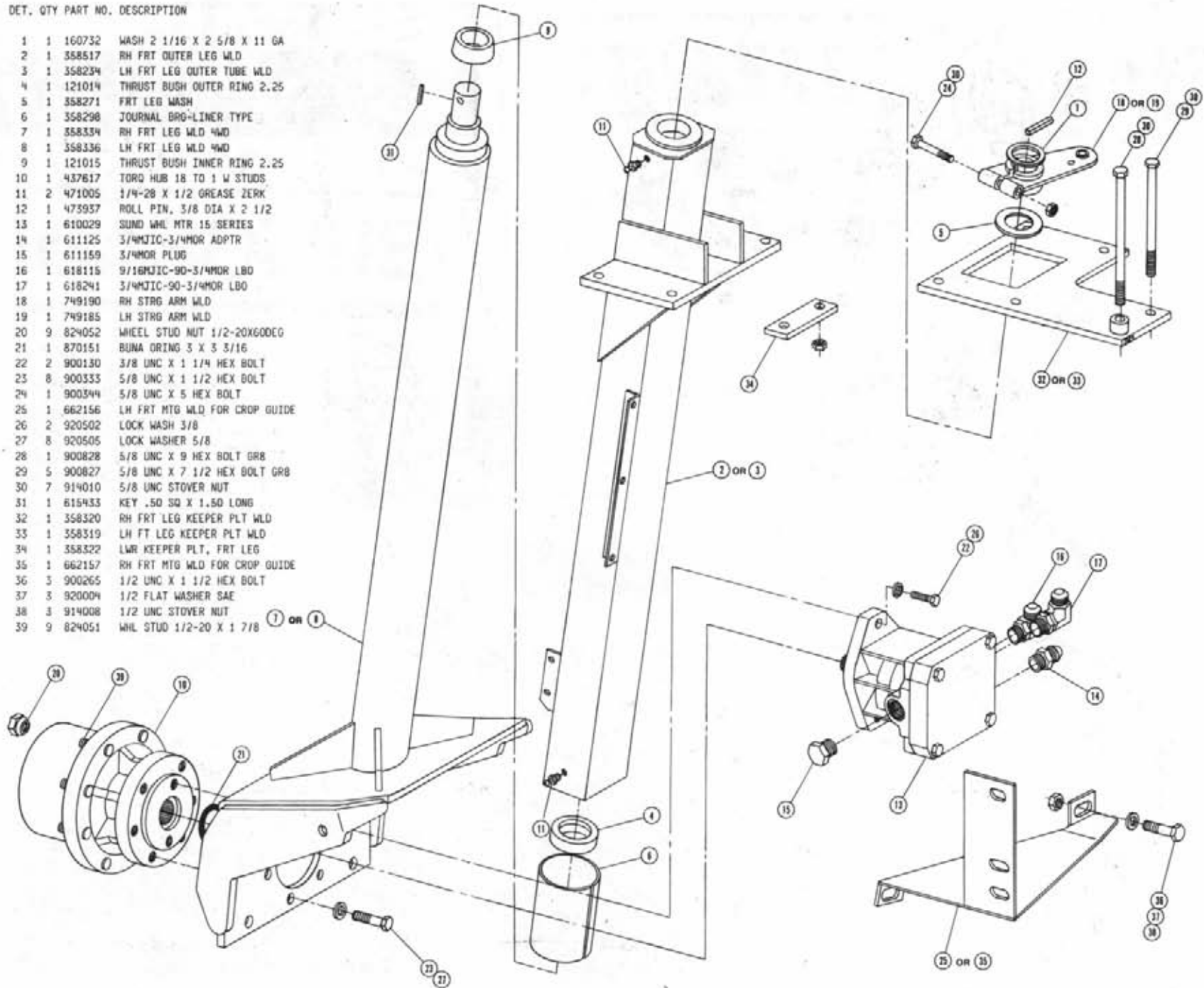
DET. QTY PART NO. DESCRIPTION

1	1	125042	INNER CONE FOR 825009
2	1	125046	HUB CAP DRILLED & TAPPED XHD
3	1	125043	OUTER CONE FOR 825009
4	1	825015	SPINDLE NUT 7/8-14UMF SLOTTED
5	1	125044	GREASE SEAL FOR 825009
6	1	160732	WASH 2 1/16 X 2 5/8 X 11 GA
7	1	358517	RH FRT OUTER LEG WLD
8	1	358234	LH FRT LEG OUTER TUBE WLD
9	1	358271	FRT LEG WASH
10	1	358474	RH FRT INLEG WLD 8250 TWD XHD
11	1	358475	LG FRT INLEG WLD 8250 TWD XHD
12	1	358298	JOURNAL BRG-LINER TYPE
13	1	121014	THRUST BUSH OUTER RING 2.25
14	1	121015	THRUST BUSH INNER RING 2.25
15	1	470015	COTTER PIN 5/32 X 1 3/4 LG
16	3	471005	1/4 28 X 1/2 GREASE ZERK
17	1	473937	ROLL PIN, 5/8ODIA X 2 1/2
18	1	825012	SPINDLE WASHER 2 OD X .937 ID
19	1	615433	KEY .50 SQ X 1.50 LONG
20	1	749190	RH STRG ARM WLD
21	1	749185	LH STRG ARM WLD
22	5	900827	5/8 UNC X 7 1/2 HEX BOLT GRB
23	1	825009	HUB W/CUPS WILTONWB03 8250XHD
24	1	900344	5/8 UNC X 5 HEX BOLT
25	7	914010	5/8 UNC STOVER NUT
26	1	358322	LWR KEEPER PLT, FRT LEG
27	1	358320	RH FRT LEG KEEPER PLT WLD
28	1	358319	LH FT LEG KEEPER PLT WLD
29	1	900828	5/8 UNC X 9 HEX BOLT GRB
30	6	825010	WHL BOLT 9/16-18 X 1 1/8 900

FOUR-WHEEL DRIVE FRONT LEG ASSEMBLY

DET. QTY PART NO. DESCRIPTION

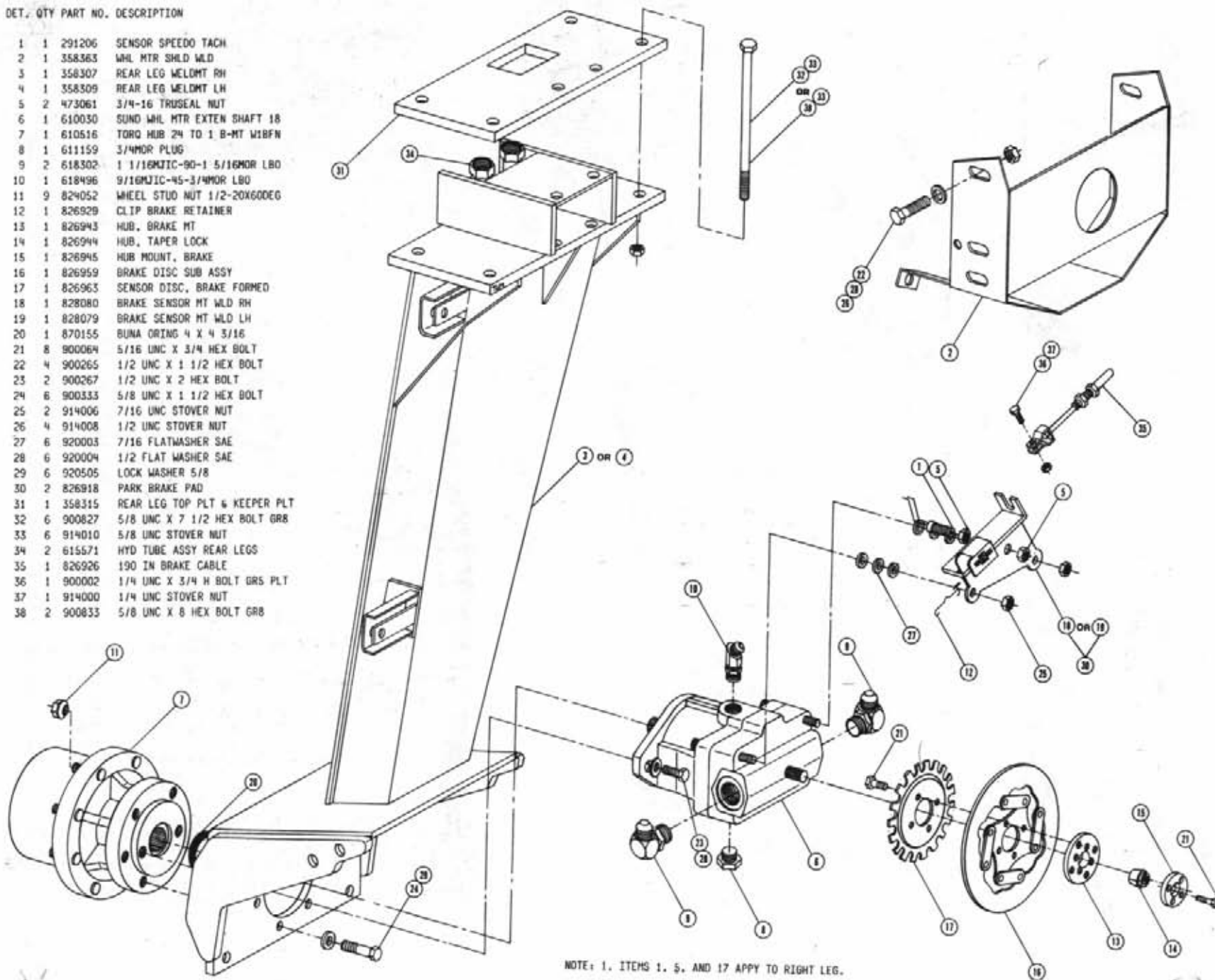
1	1	160732	WASH 2 1/16 X 2 5/8 X 11 GA
2	1	358517	RH FRT OUTER LEG WLD
3	1	358234	LH FRT LEG OUTER TUBE WLD
4	1	121014	THRUST BUSH OUTER RING 2.25
5	1	358271	FRT LEG WASH
6	1	358298	JOURNAL BRD-LINER TYPE
7	1	358334	RH FRT LEG WLD 4WD
8	1	358336	LH FRT LEG WLD 4WD
9	1	121015	THRUST BUSH INNER RING 2.25
10	1	437617	TORQ HUB 18 TO 1 W STUDS
11	2	471005	1/4-28 X 1/2 GREASE ZERK
12	1	473937	ROLL PIN, 3/8 DIA X 2 1/2
13	1	610029	SUND WHL MTR 15 SERIES
14	1	611125	3/4MJCIC-3/4MOR ADPTR
15	1	611159	3/4MOR PLUG
16	1	618115	9/16MJCIC-90-3/4MOR LBO
17	1	618241	3/4MJCIC-90-3/4MOR LBO
18	1	749190	RH STRG ARM WLD
19	1	749185	LH STRG ARM WLD
20	9	824052	WHEEL STUD NUT 1/2-20XGODEG
21	1	870151	BUNA ORING 3 X 3 3/16
22	2	900130	3/8 UNC X 1 1/4 HEX BOLT
23	8	900333	5/8 UNC X 1 1/2 HEX BOLT
24	1	900344	5/8 UNC X 5 HEX BOLT
25	1	662156	LH FRT MTG WLD FOR CROP GUIDE
26	2	920502	LOCK WASH 3/8
27	8	920505	LOCK WASHER 5/8
28	1	900828	5/8 UNC X 9 HEX BOLT GRB
29	5	900827	5/8 UNC X 7 1/2 HEX BOLT GRB
30	7	914010	5/8 UNC STOVER NUT
31	1	615433	KEY .50 SQ X 1.50 LONG
32	1	358320	RH FRT LEG KEEPER PLT WLD
33	1	358319	LH FT LEG KEEPER PLT WLD
34	1	358322	LWR KEEPER PLT, FRT LEG
35	1	662157	RH FRT MTG WLD FOR CROP GUIDE
36	3	900265	1/2 UNC X 1 1/2 HEX BOLT
37	3	920004	1/2 FLAT WASHER SAE
38	3	914008	1/2 UNC STOVER NUT
39	9	824051	WHL STUD 1/2-20 X 1 7/8



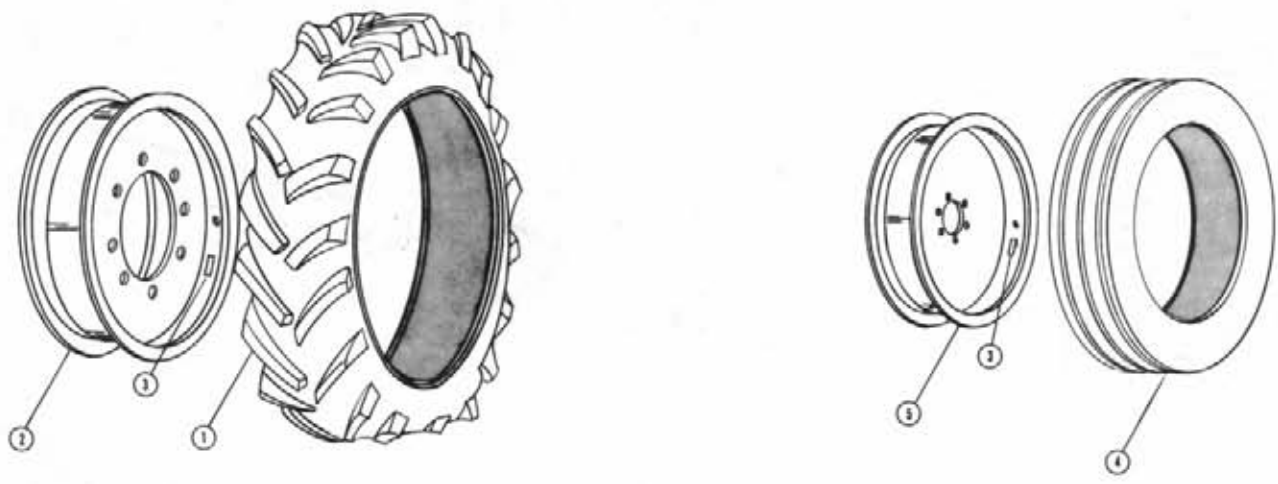
REAR LEG ASSEMBLY

DET. QTY PART NO. DESCRIPTION

1	1	291206	SENSOR SPEEDO TACH
2	1	358363	WHL MTR SHLD WLD
3	1	358307	REAR LEG WELDMT RH
4	1	358309	REAR LEG WELDMT LH
5	2	473061	3/4-16 TRUSEAL NUT
6	1	610030	SUND WHL MTR EXTEN SHAFT 18
7	1	610516	TORQ HUB 24 TO 1 B-MT W18FN
8	1	611159	3/4MOR PLUG
9	2	618302	1 1/16MJIC-90-1 5/16MOR LBO
10	1	618496	9/16MJIC-45-3/4MOR LBO
11	9	824052	WHEEL STUD NUT 1/2-20X60DEG
12	1	826929	CLIP BRAKE RETAINER
13	1	826943	HUB, BRAKE MT
14	1	826944	HUB, TAPER LOCK
15	1	826945	HUB MOUNT, BRAKE
16	1	826959	BRAKE DISC SUB ASSY
17	1	826963	SENSOR DISC, BRAKE FORMED
18	1	828080	BRAKE SENSOR MT WLD RH
19	1	828079	BRAKE SENSOR MT WLD LH
20	1	870155	BUNA ORING 4 X 4 3/16
21	8	900064	5/16 UNC X 3/4 HEX BOLT
22	4	900265	1/2 UNC X 1 1/2 HEX BOLT
23	2	900267	1/2 UNC X 2 HEX BOLT
24	6	900333	5/8 UNC X 1 1/2 HEX BOLT
25	2	914006	7/16 UNC STOVER NUT
26	4	914008	1/2 UNC STOVER NUT
27	6	920003	7/16 FLATWASHER SAE
28	6	920004	1/2 FLAT WASHER SAE
29	6	920505	LOCK WASHER 5/8
30	2	826918	PARK BRAKE PAD
31	1	358315	REAR LEG TOP PLT & KEEPER PLT
32	6	900827	5/8 UNC X 7 1/2 HEX BOLT GR8
33	6	914010	5/8 UNC STOVER NUT
34	2	615571	HYD TUBE ASSY REAR LEGS
35	1	826926	190 IN BRAKE CABLE
36	1	900002	1/4 UNC X 3/4 H BOLT GR8 PLT
37	1	914000	1/4 UNC STOVER NUT
38	2	900833	5/8 UNC X 8 HEX BOLT GR8

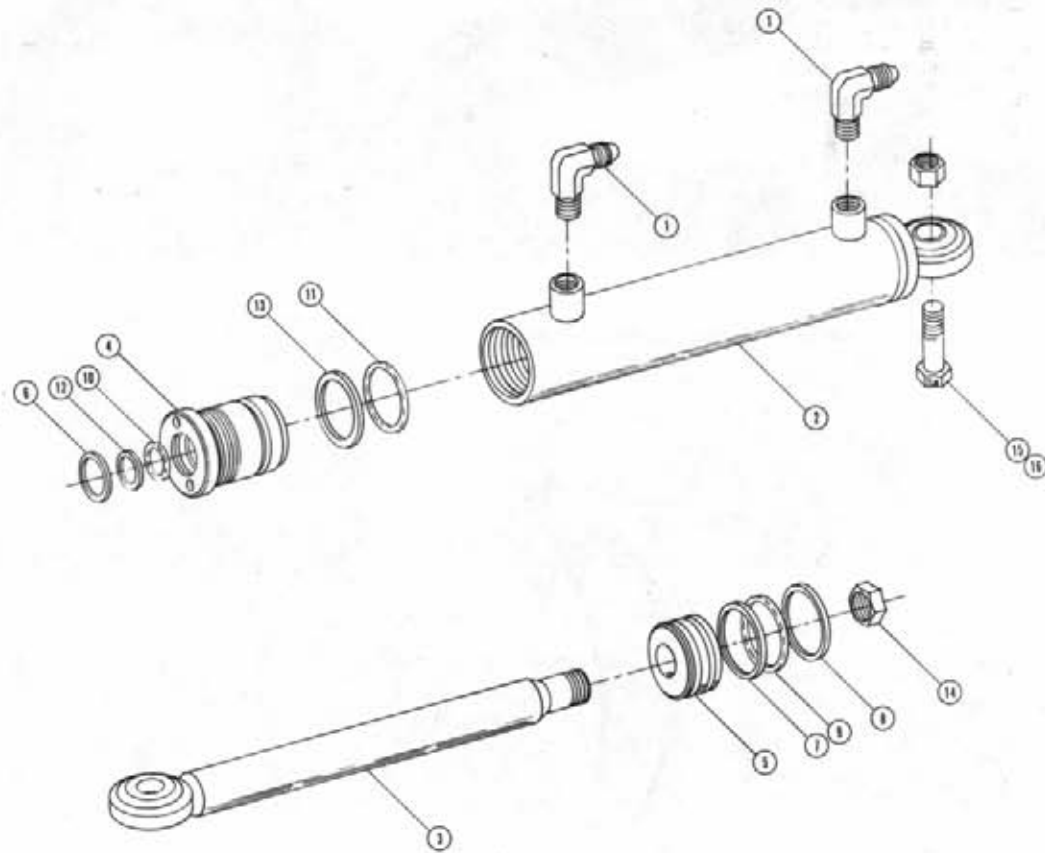


NOTE: 1, ITEMS 1, 5, AND 17 APPLY TO RIGHT LEG.



TIRE AND RIM ASSEMBLY

Det. Qty.	P/N	Description
1	820201	11.2 x 24 Tractor Tire
2	820600	Rim Weldment
3	650985	Wheel Bolt Torque Decal
4	820611	Front Tire 9 x 24
5	820015	Front Rim Weldment

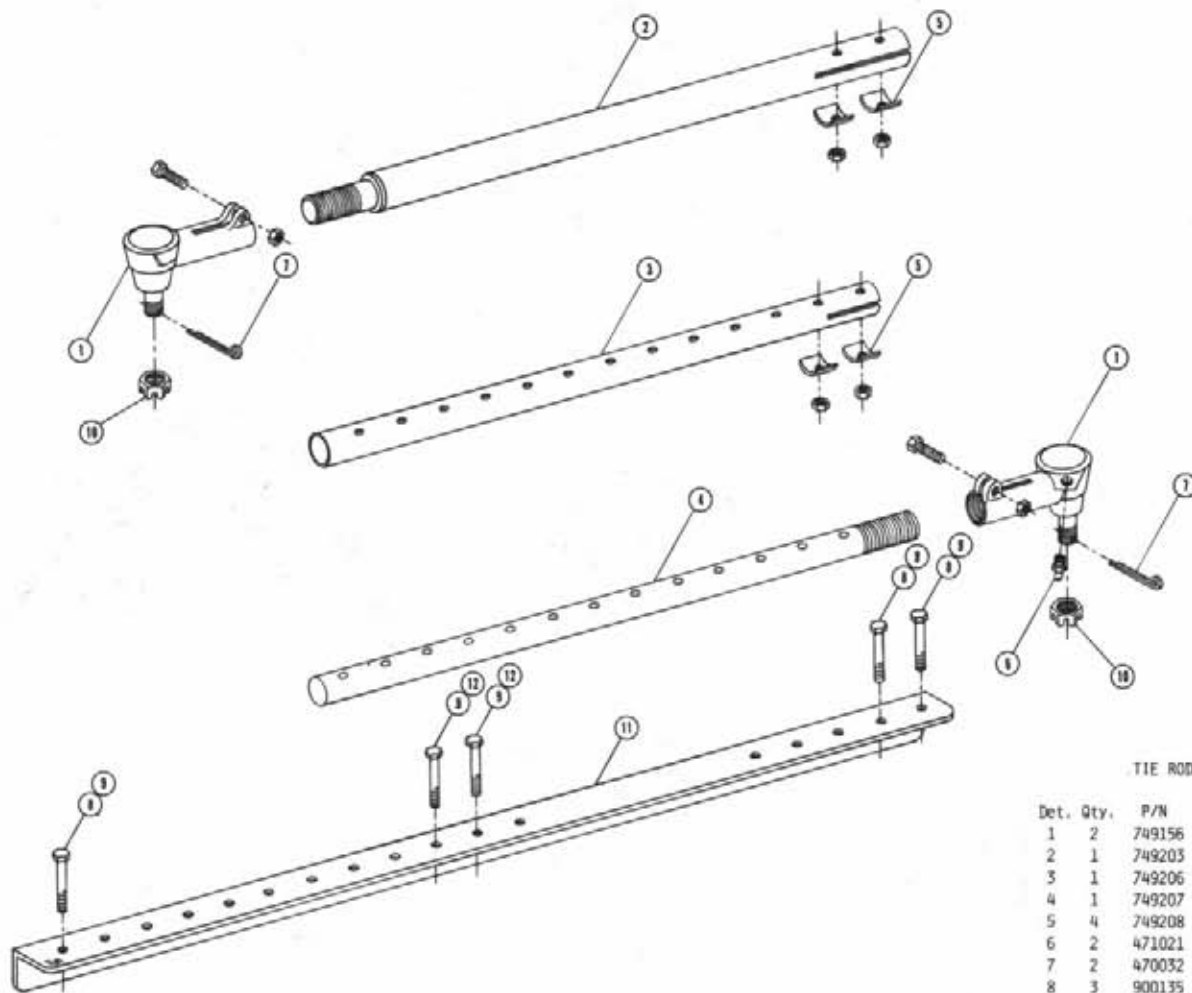


STEERING CYLINDER ASSEMBLY

Det.	Qty.	P/N	Description
1	2	611122	1/4 NPT x 90 x 9/16 MJIC
2	1	620089	Steering Cylinder Tube Weldment
3	1	620148	Steering Cylinder Shaft Weldment
4	1	620109	Gland
5	1	620129	Piston
6	1	629028	Wiper
7	1	629618	Wear Ring
8	1	629616	Piston Seal
9	1	870025	1 3/16 x 1 5/16 O-Ring
10	1	870210	3/4 x 1 O-Ring
11	1	870218	1 1/4 x 1 1/2 O-Ring
12	1	890210	3/4 x 1 Back-Up Washer
13	1	890218	1 1/4 x 1 1/2 Back-Up Washer
14	1	914009	1/2 UNF Lock Nut
15	1	900337	5/8 UNC x 2 3/4 Hex Bolt
16	1	914010	5/8 UNC Lock Nut

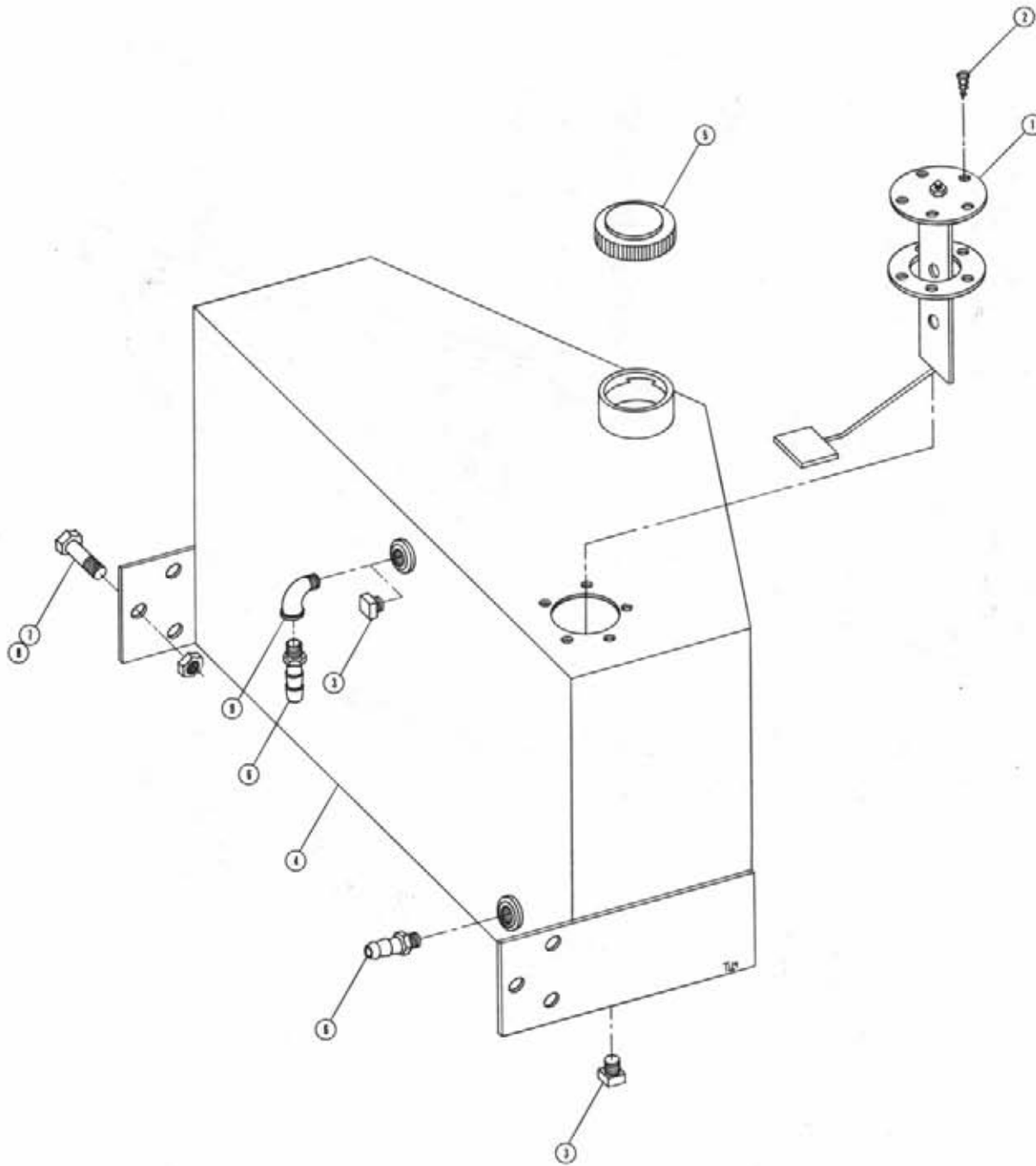
Note: 1. Cylinder Assembly - 620080

2. Seal Kit - 620998



TIE ROD ASSEMBLY

Det.	Qty.	P/N	Description
1	2	749156	Female Socket Assembly
2	1	749205	Tie Rod Outer Tube Weldment
3	1	749206	Tie Rod Inner Tube
4	1	749207	Tie Rod Inner Shaft
5	4	749208	Tie Rod Clamp
6	2	471021	Grease Zerk
7	2	470032	1/8 x 1 1/2 Cotter Pin
8	3	900135	3/8 UNC x 2 3/4 Hex Bolt
9	5	914004	3/8 UNC Lock Nut
10	2	822040	5/8 UNF Slotted Hex Nut
11	1	749214	Tie Rod Stiffener Angle
12	2	900134	3/8 UNC x 2 1/2 Hex Bolt



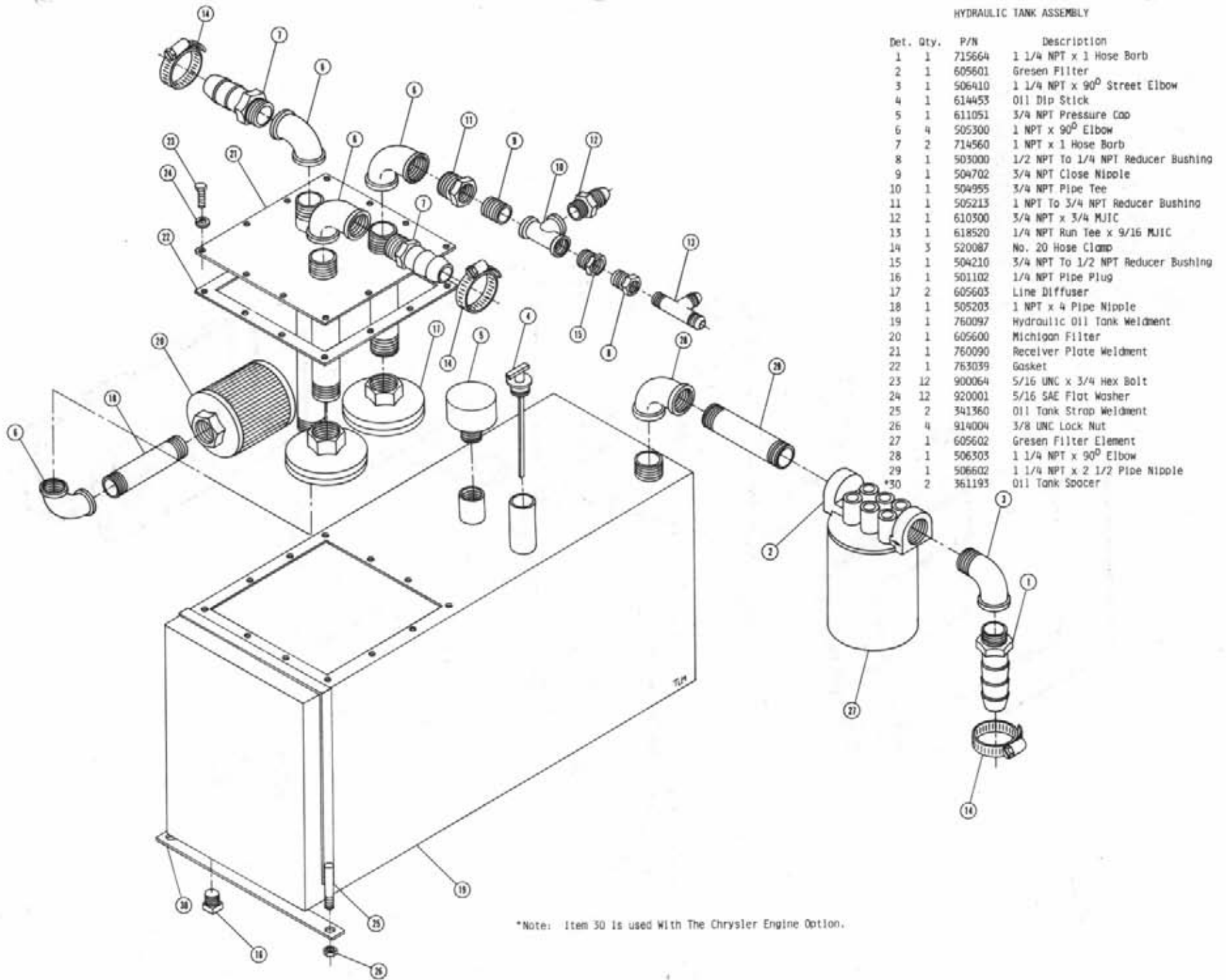
FUEL TANK ASSEMBLY

DET. QTY PART NO. DESCRIPTION

1	1	291428	FUEL SENDER 19
2	5	473902	NO 8 X 1/2 PAN HD MET SCREW
3	2	501102	1/4 PIPE PLUG
4	1	760120	FUEL TANK WLD 47 GAL
5	1	761200	GAS CAP
6	2	783303	5/16 HOSE BARB-1/4MNPT BRS
7	6	900264	1/2 UNC X 1 1/4 HEX BOLT
8	6	914008	1/2 UNC STOVER NUT
9	1	501450	BLK PIPE ST EL 90DEG 1/4NPT

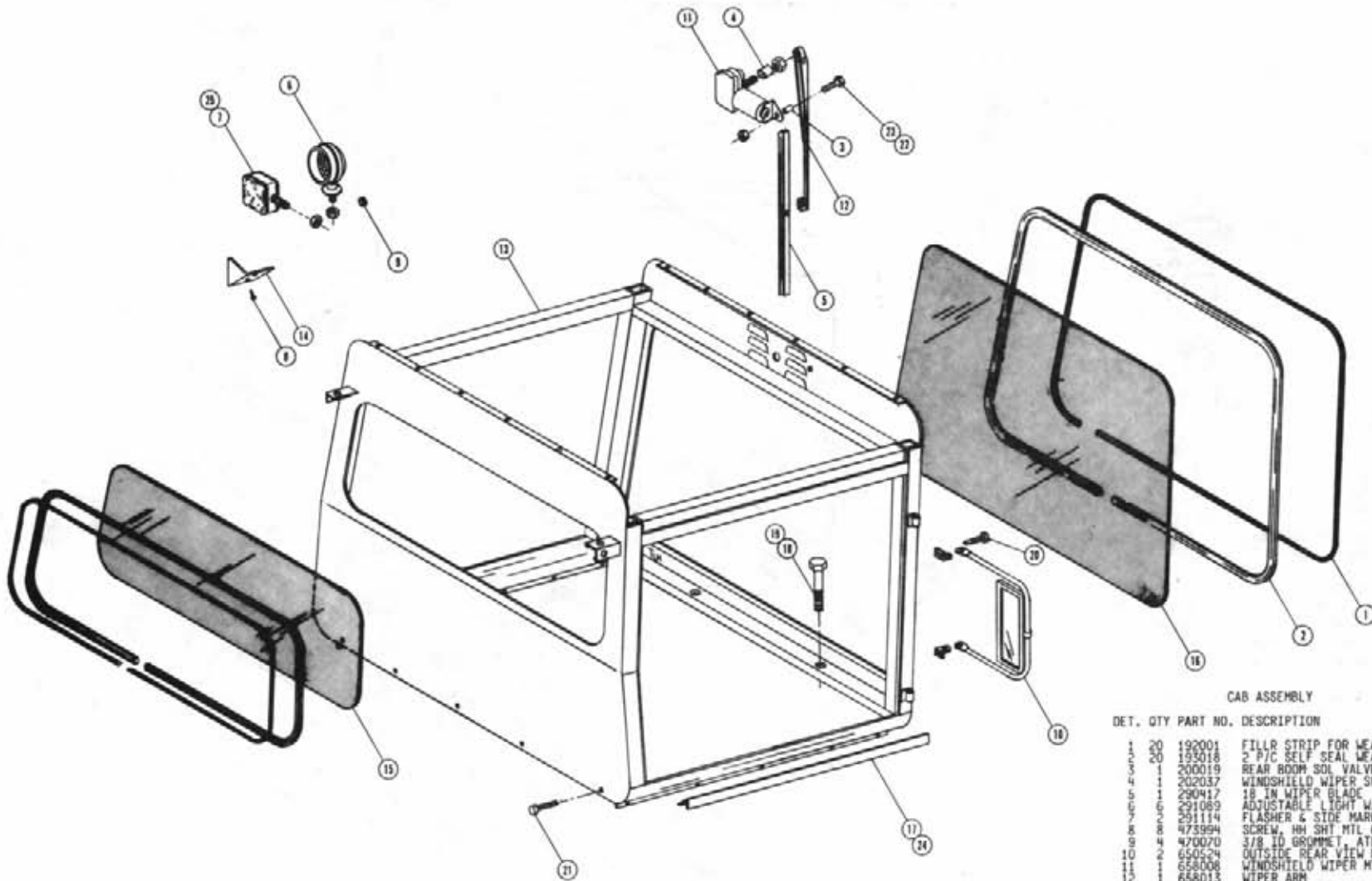
NOTE: 1. ITEMS 6 AND 9 ARE USED WITH THE DIESEL OPTION.
2. ITEM 3 IS USED WITH THE GAS OPTION.

HYDRAULIC TANK ASSEMBLY



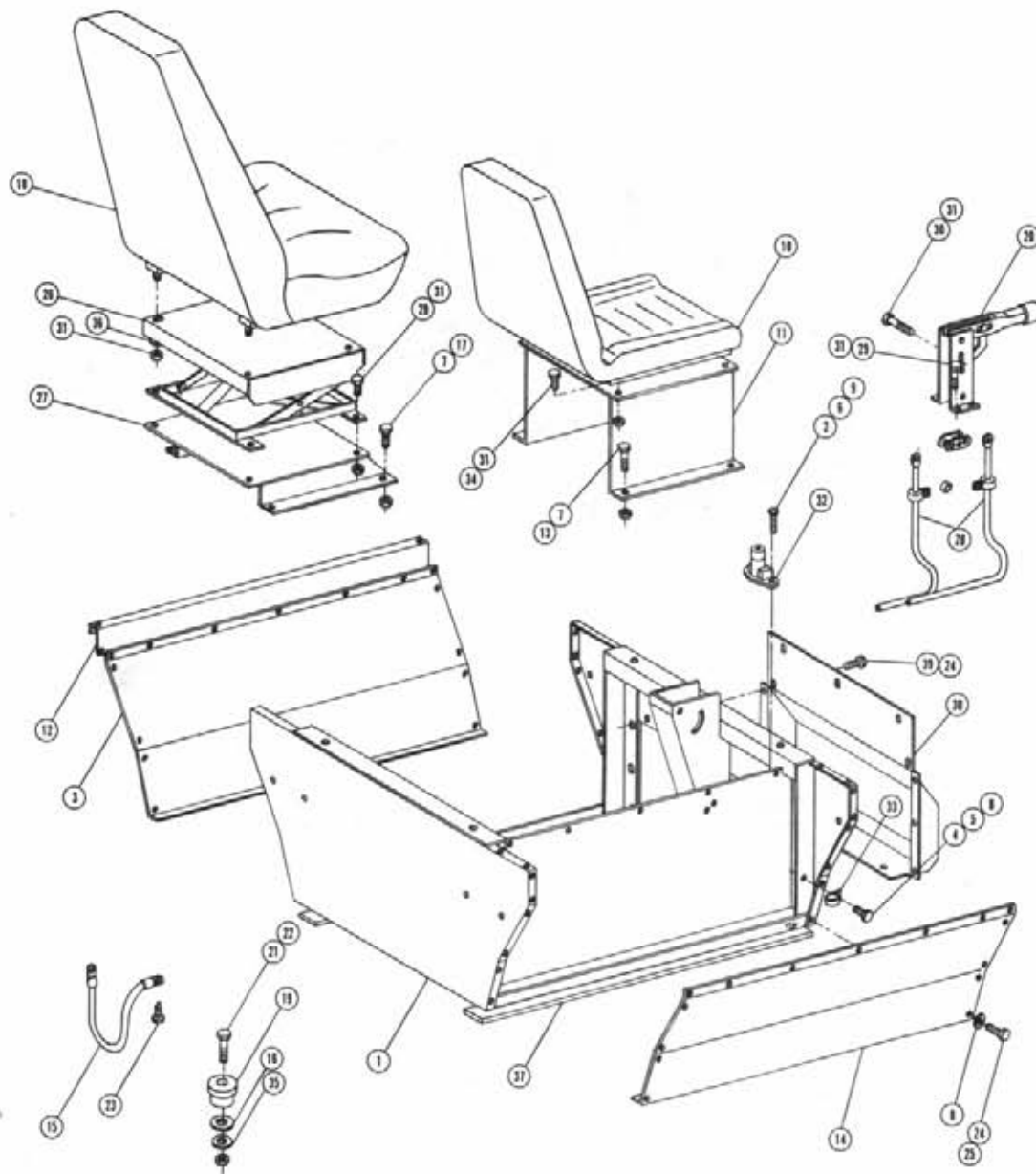
Det. Qty.	P/N	Description
1	715664	1 1/4 NPT x 1 Hose Barb
2	605601	Gresen Filter
3	506410	1 1/4 NPT x 90° Street Elbow
4	614453	Oil Dip Stick
5	611051	3/4 NPT Pressure Cap
6	505300	1 NPT x 90° Elbow
7	714560	1 NPT x 1 Hose Barb
8	503000	1/2 NPT To 1/4 NPT Reducer Bushing
9	504702	3/4 NPT Close Nipple
10	504955	3/4 NPT Pipe Tee
11	505213	1 NPT To 3/4 NPT Reducer Bushing
12	610500	3/4 NPT x 3/4 MJIC
13	618520	1/4 NPT Run Tee x 9/16 MJIC
14	520087	No. 20 Hose Clamp
15	504210	3/4 NPT To 1/2 NPT Reducer Bushing
16	501102	1/4 NPT Pipe Plug
17	605603	Line Diffuser
18	505203	1 NPT x 4 Pipe Nipple
19	760097	Hydraulic Oil Tank Weldment
20	605600	Michigan Filter
21	760090	Receiver Plate Weldment
22	763039	Gasket
23	900064	5/16 UNC x 3/4 Hex Bolt
24	920001	5/16 SAE Flat Washer
25	341360	Oil Tank Strap Weldment
26	914004	3/8 UNC Lock Nut
27	605602	Gresen Filter Element
28	506303	1 1/4 NPT x 90° Elbow
29	506602	1 1/4 NPT x 2 1/2 Pipe Nipple
*30	361193	Oil Tank Spacer

*Note: Item 30 is used With The Chrysler Engine Option.



CAB ASSEMBLY

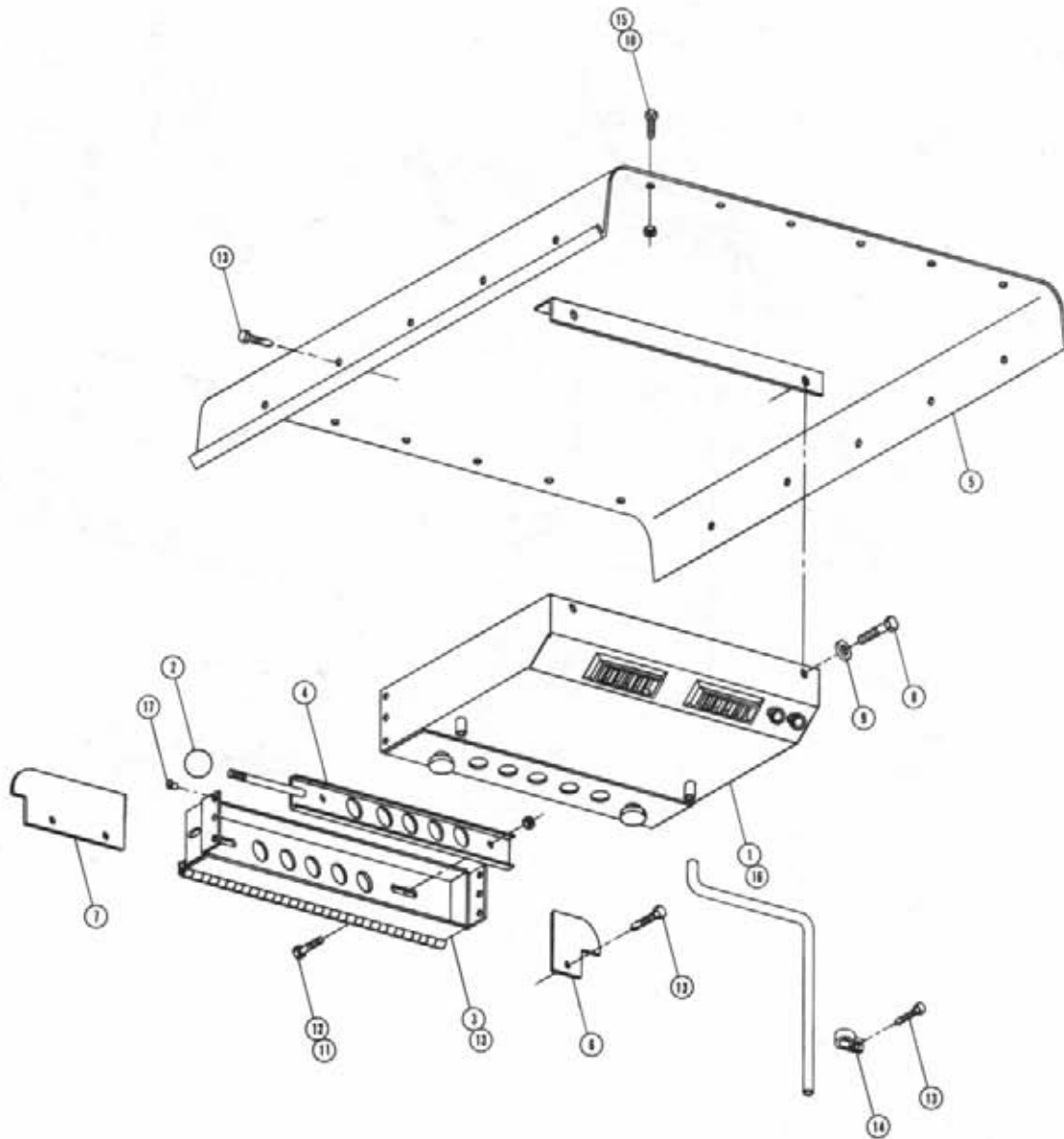
DET.	QTY	PART NO.	DESCRIPTION
20	1	192001	FILLR STRIP FOR WEATHERSTRIP
20	1	193018	2 P/C SELF SEAL WEATHERSTRIP
1	1	200019	REAR ROOM SOL VALVE SPACER
1	1	202037	WINDSHIELD WIPER SPACER
1	1	290417	18 IN WIPER BLADE
1	1	291089	ADJUSTABLE LIGHT W/ GUARD
1	1	291114	FLASHER & SIDE MARKER LIGHT
1	1	473994	SCREW, HH SHT MTL 6/32X 3/8AB
1	1	470070	3/8 ID GROMMET, ATLANTIC #172
10	1	650524	OUTSIDE REAR VIEW MIRROR
1	1	658008	WINDSHIELD WIPER MTR
1	1	658013	WIPER ARM
1	1	659402	CAB WLD
1	1	659421	WORKLIGHT BRKT COVER
1	1	659424	REAR CAB WINDOW GLASS
1	1	659425	FT WINDOW GLASS
1	1	659467	CAB FOAM KEEPER ANGLE
1	1	900270	1/2 UNC X 3 HEX BOLT
1	1	914008	1/2 UNC STOVER NUT
1	1	472549	1/4 X 3/4 20THD-IN TEK TYPE
10	10	470118	1/4 UNC X 3/4 FLANGED H BOLT
1	1	914000	1/4 UNC STOVER NUT
1	1	900005	1/4 UNC X 1 1/2 HEX BOLT
10	10	485052	POP RIVET 1/8 X 3/8
1	1	291186	AMBER LENS FOR FLASHER 291114



OPERATOR STATION ASSEMBLY

DET. QTY PART NO. DESCRIPTION

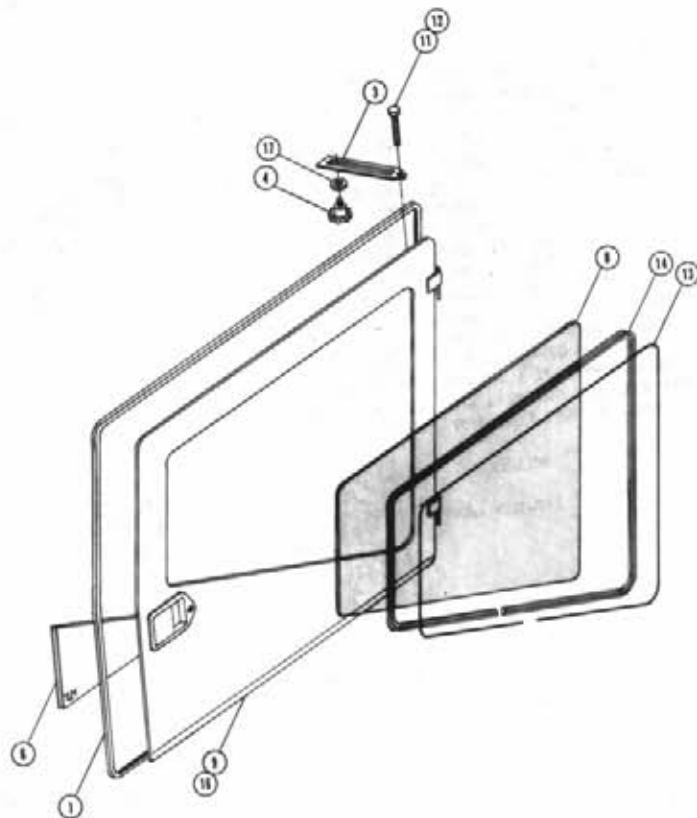
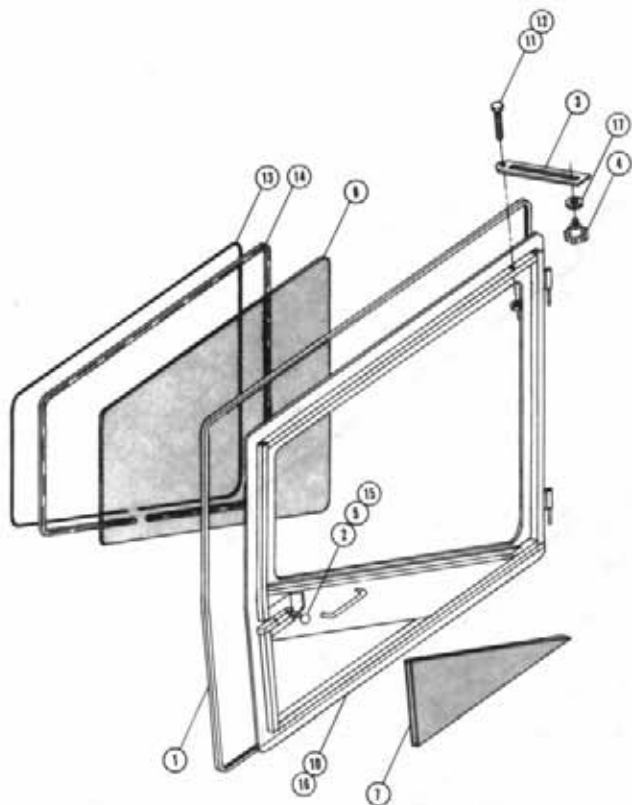
1	1	341652	OP STN WLD
2	2	903895	10-32 X 1 5LT RD HD MACH SCR
3	1	659600	LH OUTSIDE STN PANEL
4	1	914000	1/4 UNC STOVER NUT
5	1	900002	1/4 UNC X 3/4 HEX BOLT
6	2	914027	NO 10-32 STOVER NUT
7	8	914004	3/8 UNC STOVER NUT
8	31	920000	1/4 FLAT WASH SAE
9	2	920510	LOCK WASH NO 10
10	1	330002	SEAT
11	1	341336	SEAT MT WLD
12	1	659564	LH LWR CANOPY DEFLECTOR SHLD
13	4	900128	3/8 UNC X 3/4 HEX BOLT
14	1	659572	RH OUTSIDE STN PANEL
15	1	290107	8 IN GROUND STRAP
16	4	483037	FLAT WASH 5/8 REGULAR
17	4	900129	3/8 UNC X 1 HEX BOLT
18	1	330014	TRIMLINE SEAT
19	4	311032	ENG ISOLATOR
20	1	826108	BRAKE LEVER ASSY
21	4	900269	1/2 UNC X 3/4 HEX BOLT
22	4	914008	1/2 UNC STOVER NUT
23	2	472349	1/4 X 3/4 20HD-IN TEK TYPE
24	42	470118	1/4 UNC X 3/4 FLANGED H BOLT
25	25	470086	NUTSERT, 1/4UNC .020-.100GR
26	1	330015	SUSPENSION ASSY TRIMLINE SEAT
27	1	341554	SEAT MT WLD TRIMLINE SEAT
28	2	826926	190 IN BRAKE CABLE
29	8	900064	5/16 UNC X 3/4 HEX BOLT
30	1	900067	5/16 UNC X 1 1/2 HEX BOLT
31	17	914002	5/16 UNC STOVER NUT
32	1	290412	DIMMER SWITCH
33	1	520121	CUSHION HOSE CLAMP 1 IN DIA
34	4	901064	5/16 UNC X 3/4 CARR BOLT
35	4	483041	1/2 REGULAR FLAT WASH PLT
36	2	920001	5/16 SAE FLAT WASHER
37	2	659579	2" WIDE X 40" FOAM
38	1	341635	OP STN BOOT WLD
39	13	470121	1/4-20 FLANGED WHIZ NUT



AIR CONDITIONER ASSEMBLY AND ROOF

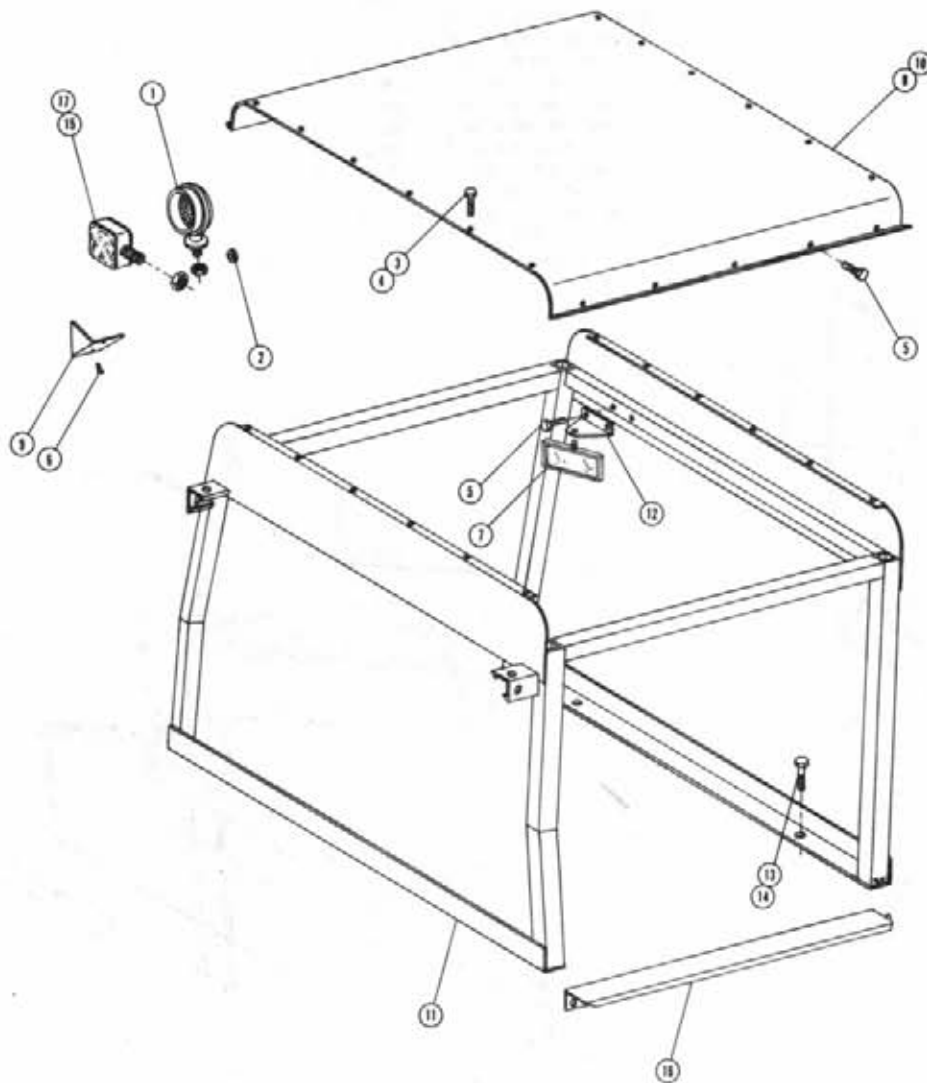
DET. QTY PART NO. DESCRIPTION

1	1	657303	A/C EVAPORATOR INSTALL KIT
2	1	659291	1 DIA BALL KNOB 3/8-16INSERT
3	1	659439	A/C BLOWER HSNQ MT WLD
4	1	659442	A/C OUTSIDE AIR SLIDE WLD
5	1	659445	CAB ROOF WLD
6	1	659448	RH CAB ROOF GUSSET
7	1	659449	LH CAB ROOF GUSSET
8	2	900170	3/8 UNC X 2 1/4 HH BOLT
9	2	920002	WASH FLAT 3/8 SAE
10	12	470118	1/4 UNC X 3/4 FLANGED H BOLT
11	2	914000	1/4 UNC STOVER NUT
12	2	900000	1/4 UNC X 1/2 HEX BOLT
13	22	472349	1/4 X 3/4 20THD-IN TEK TYPE
14	4	520117	CUSHION HOSE CLAMP 5/8 IN
15	12	470121	1/4-20 FLANGED WHIZ NUT
16	1	657333	A/C BLOWER & EVAPORATOR EAGLE
17	6	485055	POP RIVET 3/16 X 3/8



DOOR ASSEMBLY

Det.	Qty.	P/N	Description
1	24'	193028	Snap-On Seal
2	2	470077	3/8 UNC x 1 3/4 Stud
3	2	659159	Door Catch Slide
4	2	470024	3/8 UNC Plastic Knob
5	2	659292	1 7/8 Ball Knob
6	1	659384	Foam, Right Door Panel
7	1	659386	Foam, Left Door Panel
8	2	659426	Cab Door Glass
9	1	659427	Right Cab Door Weldment
10	1	659436	Left Cab Door Weldment
11	2	900004	1/4 UNC x 1 1/4 Hex Bolt
12	2	914000	1/4 UNC Lock Nut
13	10'	192001	Filler Strip
14	18'	193010	Self Seal Weather Strip
15	2	910004	3/8 UNC Hex Nut
16	4	435052	1/8 x 3/8 Pop Rivet
17	2	920002	3/8 Flat Washer



CANOPY ASSEMBLY

DET. QTY PART NO. DESCRIPTION

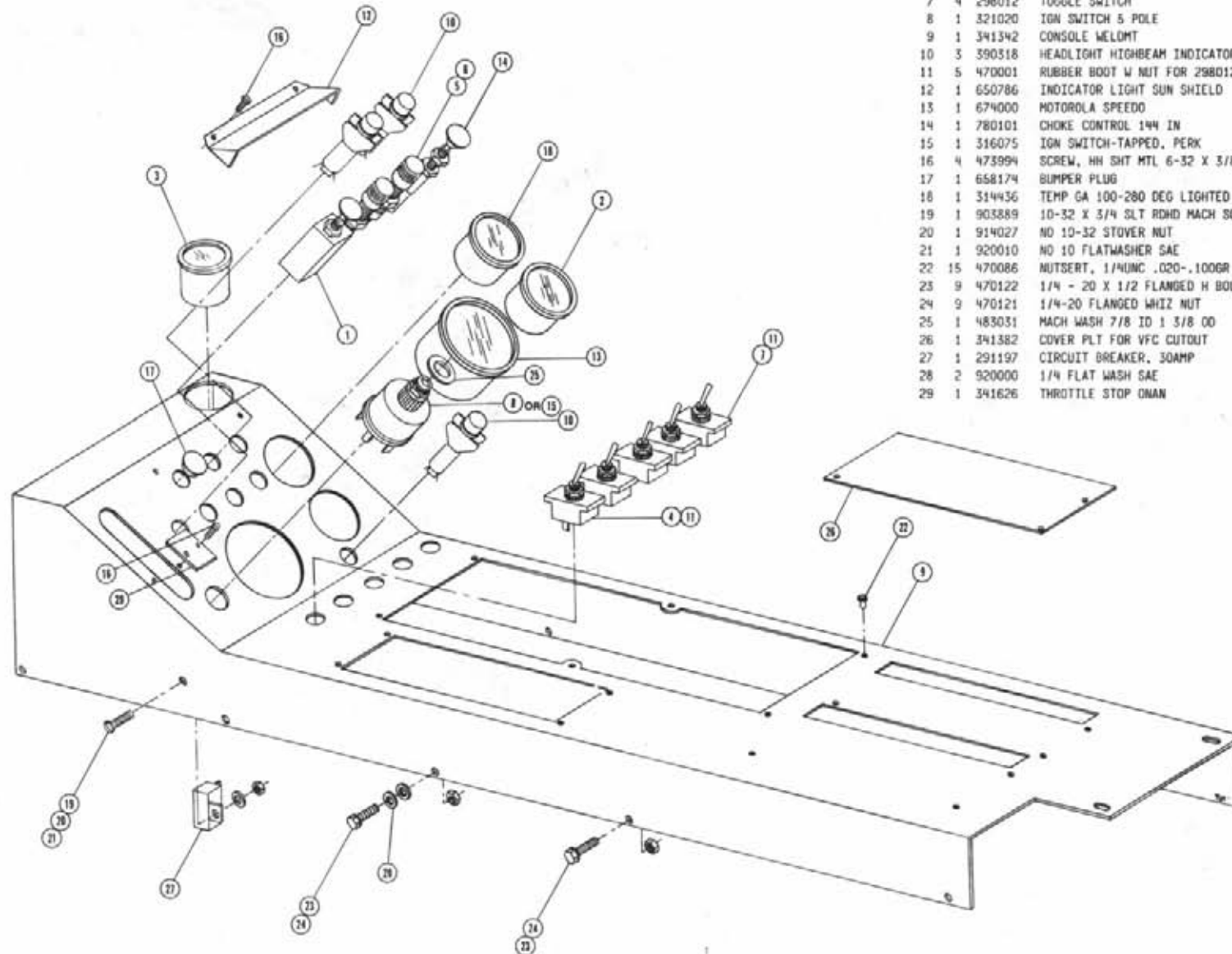
1	6	291089	ADJUSTABLE LIGHT W/ GUARD
2	4	470070	3/8 ID GROMMET, ATLANTIC #172
3	12	470118	1/4 UNC X 3/4 FLANGED H BOLT
4	12	470121	1/4-20 FLANGED WHIZ NUT
5	12	472349	1/4 X 3/4 20THD-IN TEK TYPE
6	8	473994	SCREW, HH SHT MTL 6/32X 3/8AD
7	1	650524	OUTSIDE REAR VIEW MIRROR
8	1	659383	FOAM, CAB ROOF
9	4	659421	WORKLIGHT BRKT COVER
10	1	659446	CAB ROOF
11	1	659508	CANOPY MLD
12	1	659565	REAR VIEW MIRROR MTG BRKT
13	4	900265	1/2 UNC X 1 1/2 HEX BOLT
14	4	914008	1/2 UNC STOVER NUT
15	2	291114	FLASHER & SIDE MARKER LIGHT
16	1	659603	RH LWR CANOPY DEFLECTOR SHLD
17	2	291186	AMBER LENS FOR FLASHER 291114

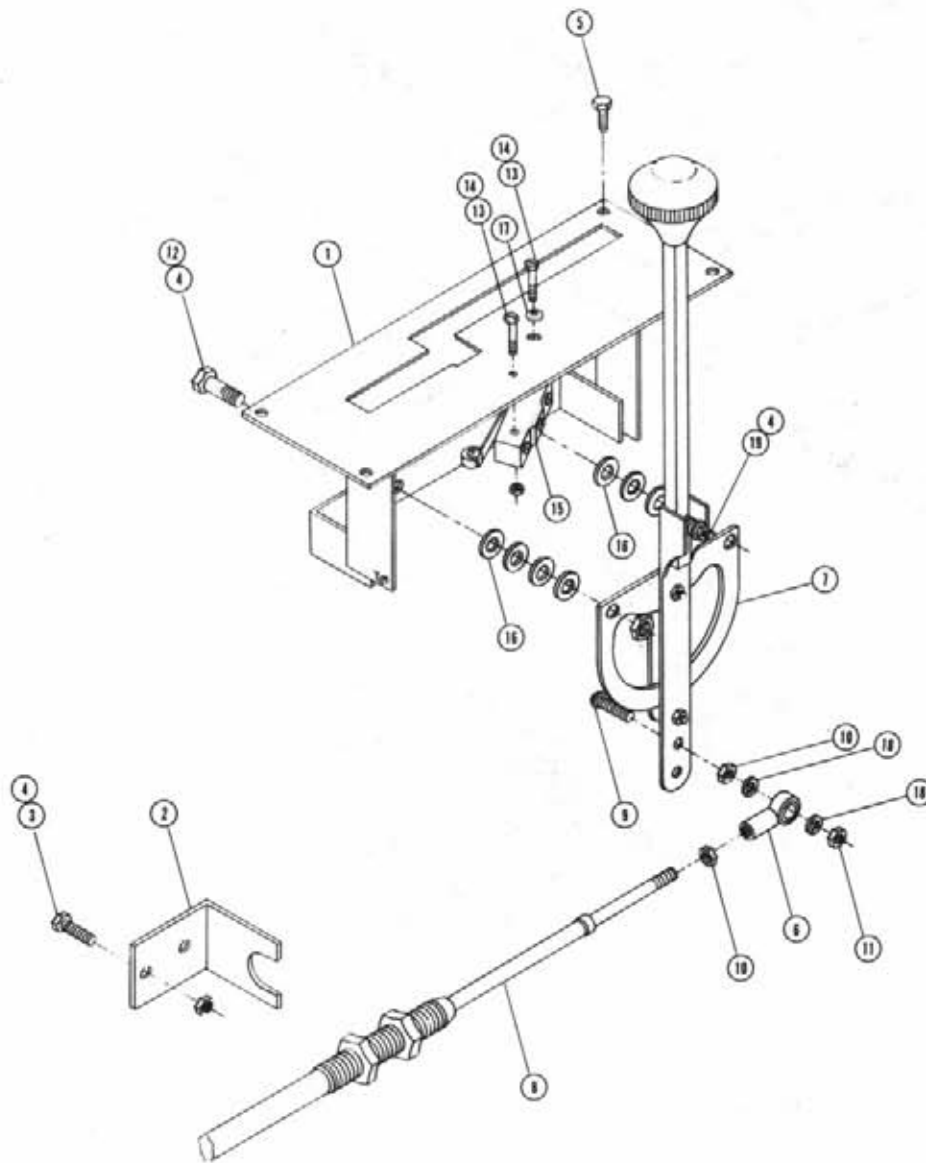
CONSOLE ASSEMBLY

NOTE: 1. FOR CHRY OPTION DELETE ITEM 15 & 29.
 2. FOR ONAN OPTION DELETE ITEM 4 AND 8.
 3. FOR PERKINS OPTION DELETE ITEMS
 4, 8, 14, AND 29.
 4. FOR STAINLESS STEEL TANK OPTION
 DELETE ITEM 26.

DET. QTY PART NO. DESCRIPTION

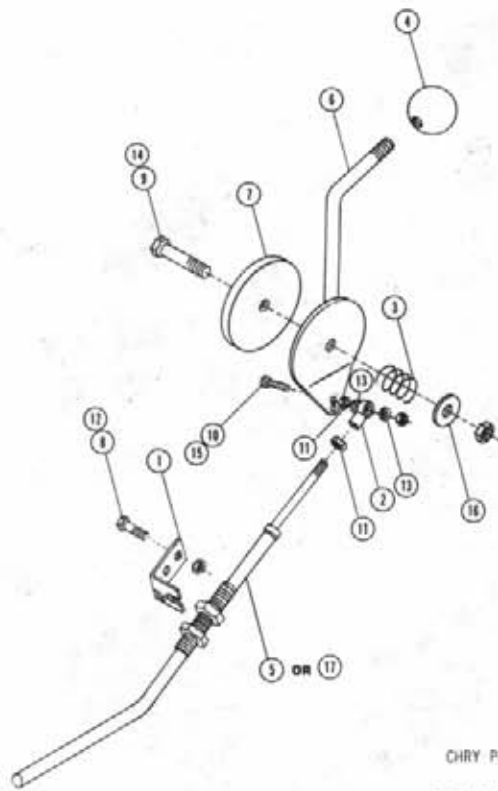
1	1	290046	LIGHT SWITCH TWO POSITION
2	1	290401	FUEL GAUGE
3	1	291203	HOOR METER
4	1	291204	TOGGLE SWITCH 2 P.D.T.
5	2	298004	20 AMP FUSE SFE 20
6	2	298011	FUSE HOLDER
7	4	298012	TOGGLE SWITCH
8	1	321020	IGN SWITCH 5 POLE
9	1	341342	CONSOLE WELDMT
10	3	390318	HEADLIGHT HIGHBEAM INDICATOR
11	5	470001	RUBBER BOOT W NUT FOR 298012
12	1	650786	INDICATOR LIGHT SUN SHIELD
13	1	674000	MOTOROLA SPEEDO
14	1	780101	CHOKO CONTROL 144 IN
15	1	316075	IGN SWITCH-TAPPED, PERK
16	4	473994	SCREW, HH SHT MTL 6-32 X 3/8
17	1	658174	BUMPER PLUG
18	1	314436	TEMP GA 100-280 DEG LIGHTED
19	1	903889	10-32 X 3/4 SLT RDHD MACH SCR
20	1	914027	NO 10-32 STOVER NUT
21	1	920010	NO 10 FLATWASHER SAE
22	15	470086	NUTSERT, 1/4UNC .020-.100GR
23	9	470122	1/4 - 20 X 1/2 FLANGED H BOLT
24	9	470121	1/4-20 FLANGED WHIZ NUT
25	1	483031	MACH WASH 7/8 ID 1 3/8 OD
26	1	341382	COVER PLT FOR VFC CUTOUT
27	1	291197	CIRCUIT BREAKER, 30AMP
28	2	920000	1/4 FLAT WASH SAE
29	1	341626	THROTTLE STOP ONAN



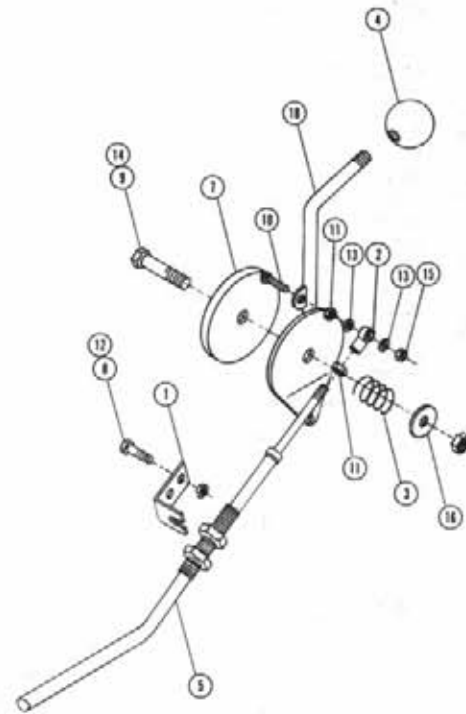


HYDROSTATIC LEVER ASSEMBLY

Det. Qty.	P/N	Description
1	341501	Hydrostatic Control Lever Mount
2	341188	Console Throttle Cable Bracket
3	900000	1/4 UNC x 1/2 Hex Bolt
4	914000	1/4 UNC Stover Nut
5	470122	1/4-20 x 1/2 Flanged Hex Bolt
6	473921	No. 10-32 Ball Joint
7	606864	Control Lever
8	785053	Hydrostatic Cable 95"
9	903893	No. 10-32 x 1 Round Head Screw
10	910027	No. 10 UNF Hex Nut
11	914027	No. 10-32 Stover Nut
12	900003	1/4 UNC x 1 Hex Bolt
13	910022	No. 6-32 Hex Bolt
14	473993	No. 6-32 x 1 1/8 Hex Head Machine Screw
15	293006	Micro Switch
16	920000	1/4 SAE Flat Washer
17	920011	No. 6 SAE Flat Washer
18	920510	No. 10 Lock Washer
19	900005	1/4 UNC x 1 1/2 Hex Bolt



CHRY & PERK THROTTLE LEVER ASSEMBLY



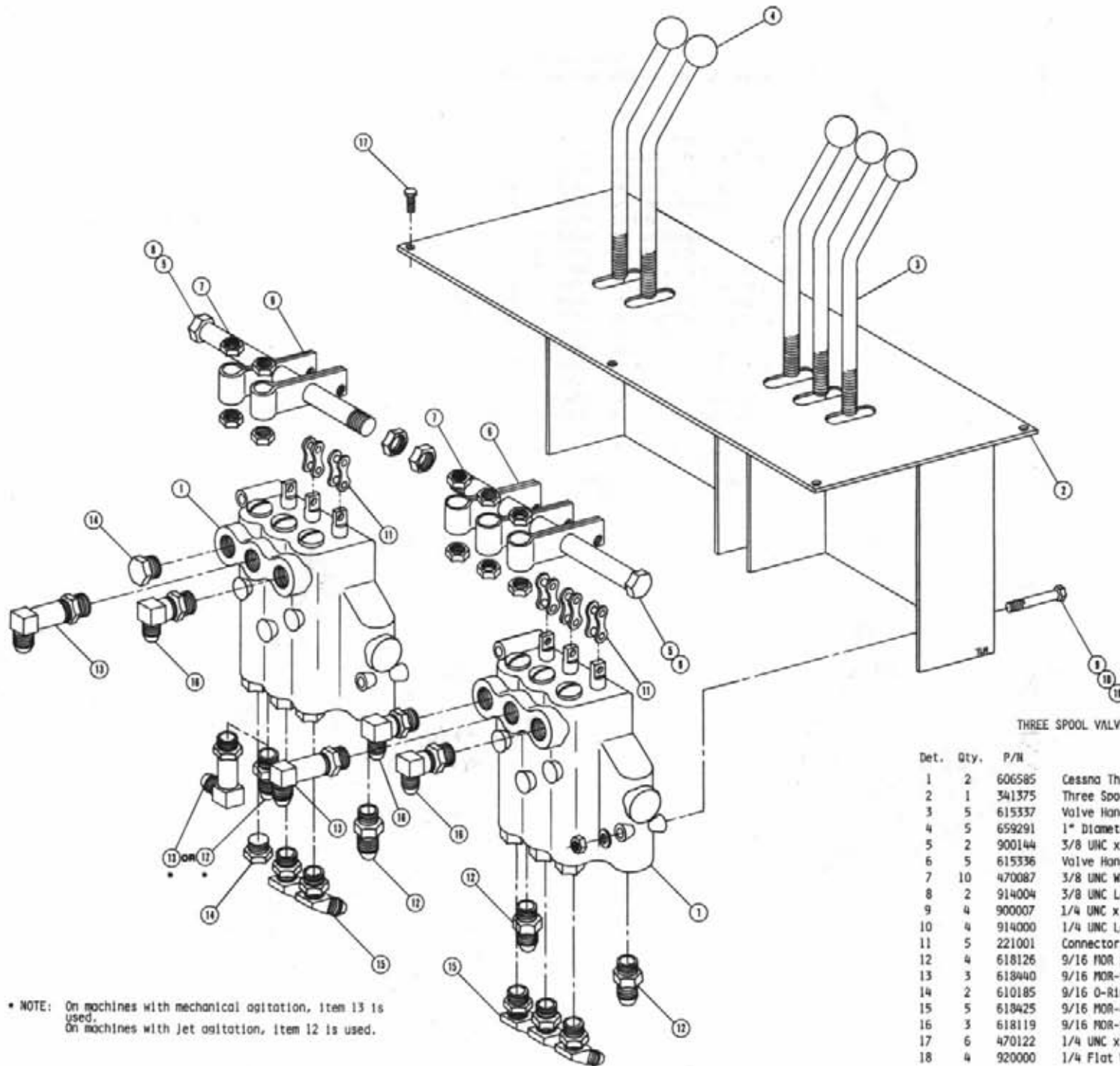
ONAN THROTTLE LEVER ASSEMBLY

CHRY PERK ONAN THROTTLE LEVER ASSEMBLY

DET. QTY PART NO. DESCRIPTION

DET.	QTY	PART NO.	DESCRIPTION
1	2	341188	CONSOLE THROT CABLE HT ANGLE
2	2	473921	BALL JOINT NO 10-32 THD
3	2	499001	SPRING HYDRO CONTROL
4	2	659292	1 7/8 DIA BALL KNOB 3/8-16
5	2	785003	THROT CABLE 112 IN
6	1	785040	THROT LEVER WLD
7	2	785046	FRICITION DISC 3-333 X .38
8	4	900000	1/4 UNC X 1/2 HEX BOLT
9	2	900170	3/8 UNC X 2 1/4 HEX BOLT
10	2	903893	10-32 X 1 SLT RD HD MACH SCR
11	4	910027	HEX NUT NO 10 UNF
12	4	914000	1/4 UNC STOVER NUT
13	4	920510	LOCK WASH NO 10
14	2	914004	3/8 UNC STOVER NUT
15	2	914027	NO 10-32 STOVER NUT
16	2	920002	WASH FLAT 3/8 SAE
17	1	785054	THROTTLE CABLE 21IN STROKE 128
18	1	785060	THROTTLE LEVER WLD ONAN

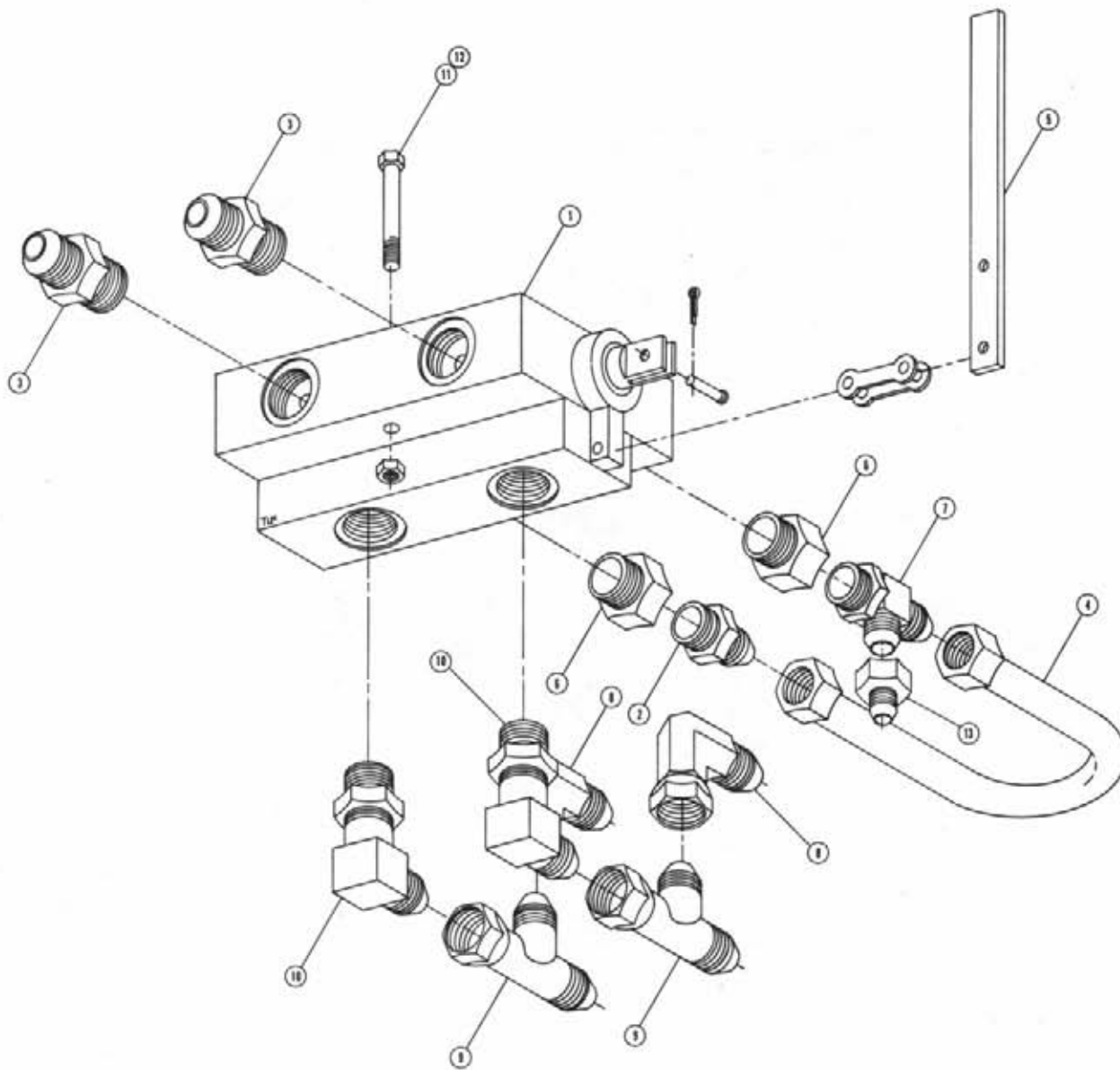
NOTE: ITEM 17 IS USED ONLY WITH THE PERKINS ENGINE OPTION.



THREE SPOOL VALVE ASSEMBLY

Det.	Qty.	P/N	Description
1	2	606585	Cessna Three Spool Valve
2	1	341375	Three Spool Valve Mount Weldment
3	5	615337	Valve Handle
4	5	659291	1" Diameter Ball
5	2	900144	5/8 UNC x 6 1/2 Hex Bolt
6	5	615336	Valve Handle Link
7	10	470087	3/8 UNC Whit Nut
8	2	914004	3/8 UNC Lock Nut
9	4	900007	1/4 UNC x 2 Hex Bolt
10	4	914000	1/4 UNC Lock Nut
11	5	221001	Connector Link Clip
12	4	618126	9/16 MDR x 9/16 MJIC
13	3	618440	9/16 MDR-90°-9/16 Long JIC
14	2	610185	9/16 O-Ring Plug
15	5	618425	9/16 MDR-45°-9/16 MJIC
16	3	618119	9/16 MDR-90°-9/16 MJIC
17	6	470122	1/4 UNC x 1/2 Flange Head Bolt
18	4	920000	1/4 Flat Washer

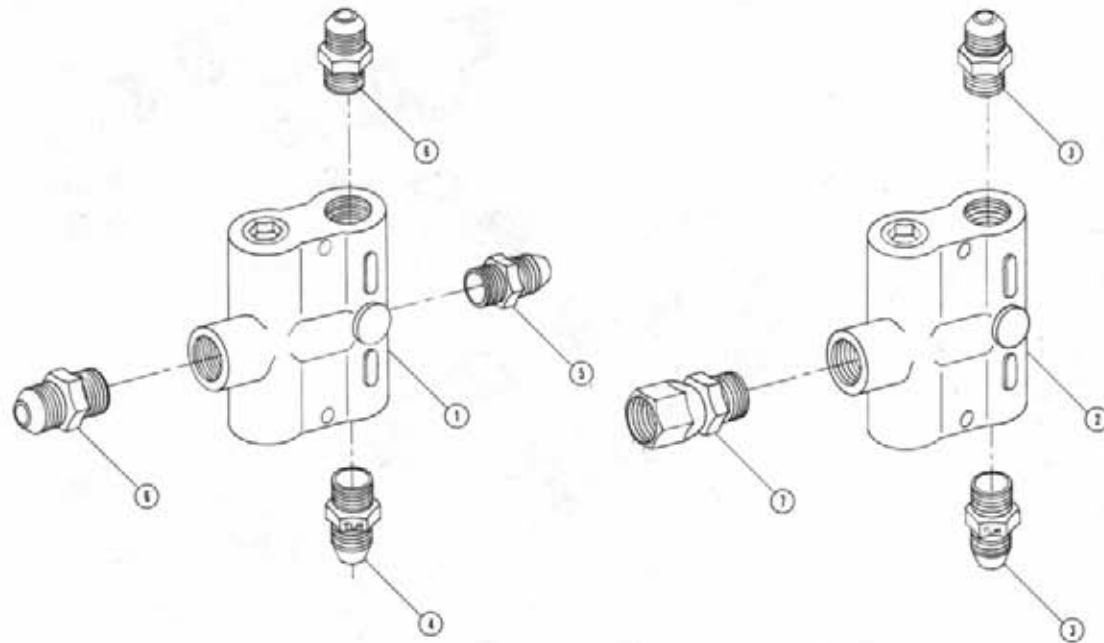
* NOTE: On machines with mechanical agitation, Item 13 is used.
On machines with jet agitation, Item 12 is used.



FOUR-WHEEL DRIVE SELECTOR VALVE ASSEMBLY

DET. QTY PART NO. DESCRIPTION

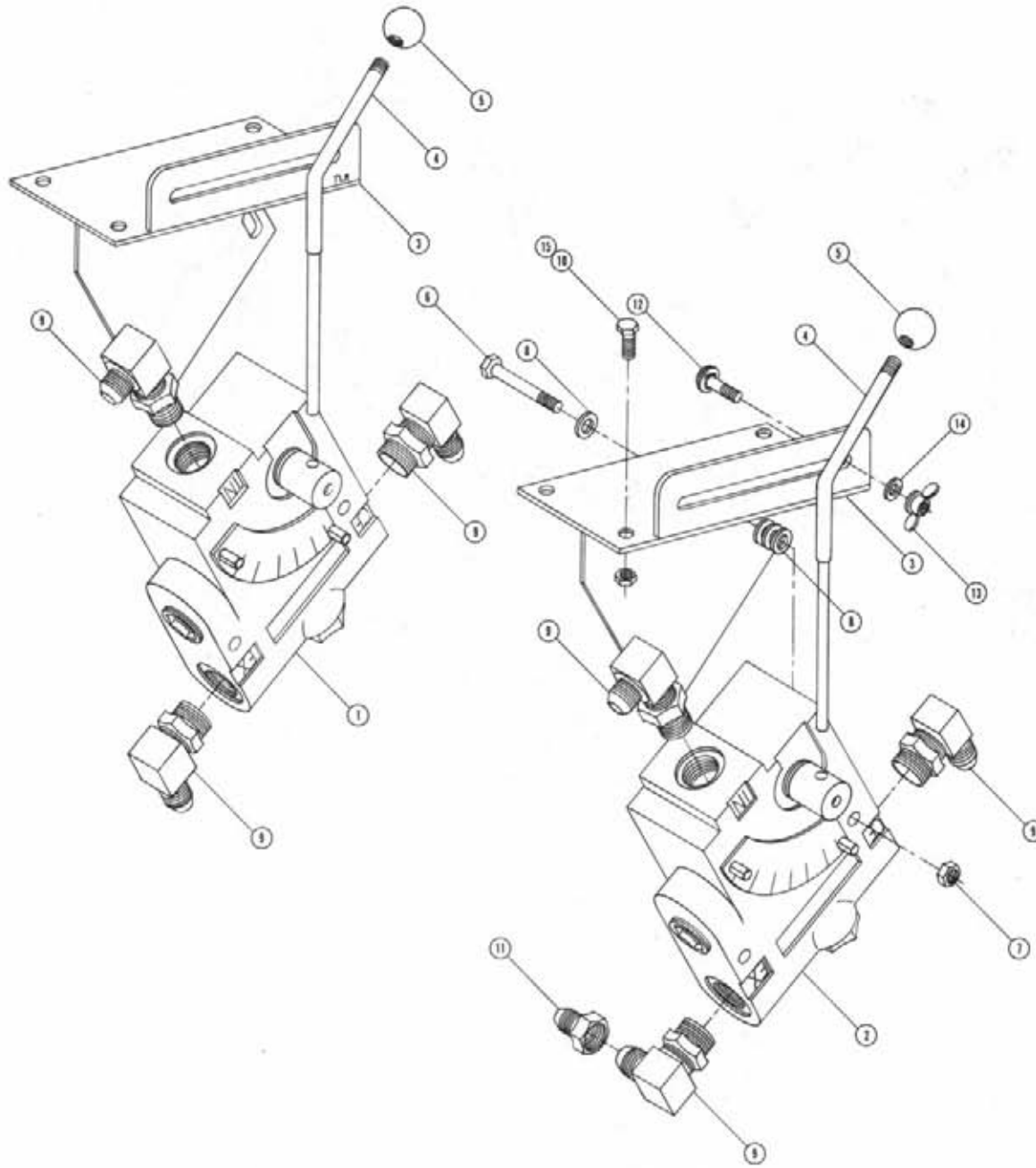
1	1	606003	GREEN SELECTOR VALVE DS-12
2	1	611126	7/8MJIC-7/8MOR ADPTR
3	2	611127	1 1/16MJIC-1 1/16MOR ADPTR
4	1	614198	FWD VALVE U-TUBE ASSY
5	1	615592	FWD SELECTOR VLV LEVER
6	2	618132	1 1/16MOR-7/8FOR ADPTR
7	1	618130	7/8MOR RUN TEE-7/8MJIC
8	2	618301	7/8MJIC-90-7/8FJIC SWIV LBO
9	2	618333	7/8FJIC SW RUN TEE-7/8MJIC
10	2	618535	7/8MJIC-90-1 1/16MOR LBO
11	2	900135	3/8 UNC X 2 3/4 HEX HEAD
12	2	914004	3/8 UNC STOVER NUT
13	1	618557	7/8FJIC-9/16MJIC ADPTR



FLOW DIVIDER ASSEMBLY

DET. QTY PART NO. DESCRIPTION

1	1	607518	FLO DIV BGR56 6GPM PRI 7/8FOR
2	1	607504	FLO DIV B50 2-8GPM 7/8 FOR
3	2	618310	9/16NPTIC-7/8MOR ADPTR
4	1	618327	3/4NPTIC-7/8MOR ADPTR
5	1	618011	9/16NPTIC-3/8NPT ADPTR
6	2	611126	7/8NPTIC-7/8MOR ADPTR
7	1	618594	7/8FJIC SWIV-78MOR ADPTR



VARIABLE FLOW CONTROL ASSEMBLIES

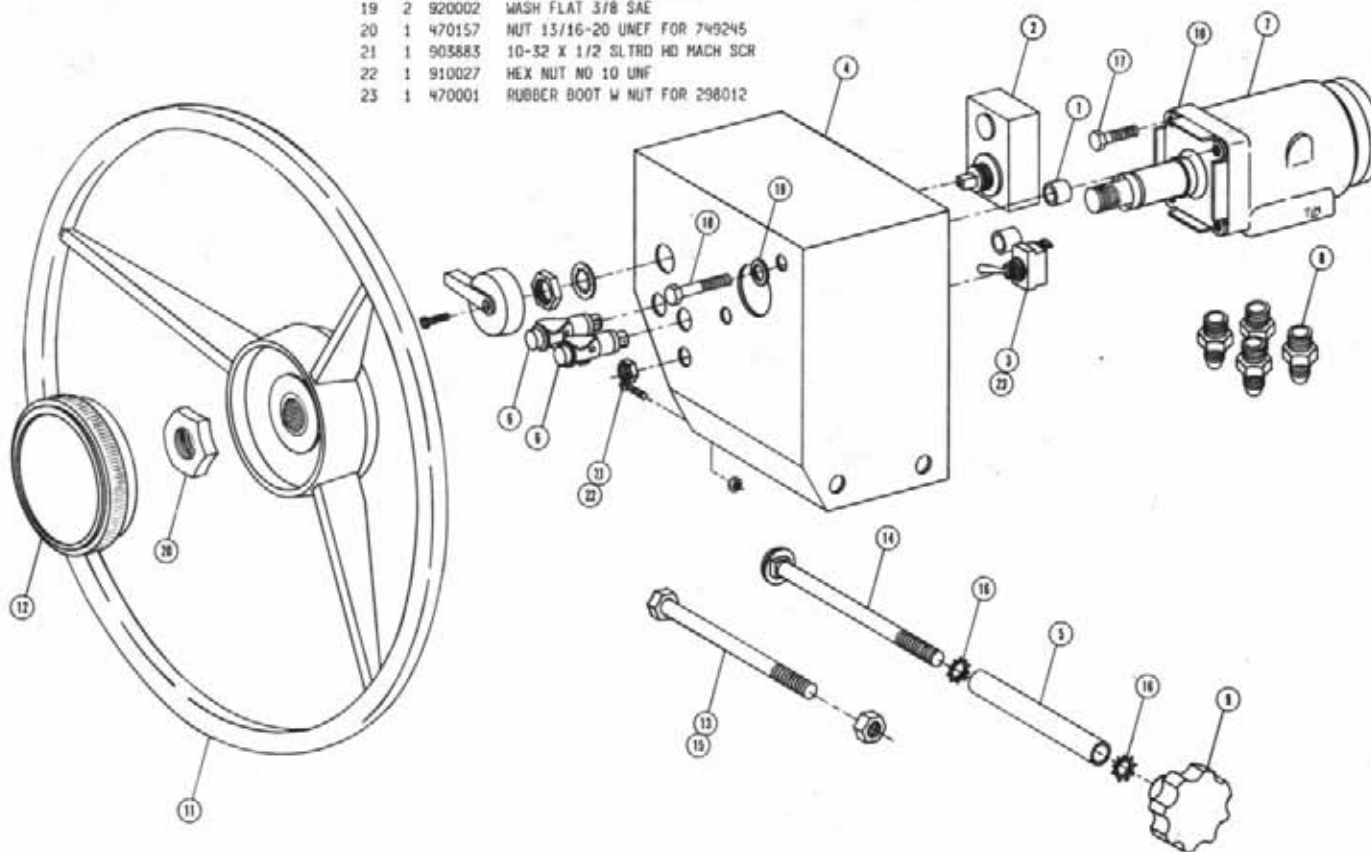
DET. QTY PART NO. DESCRIPTION

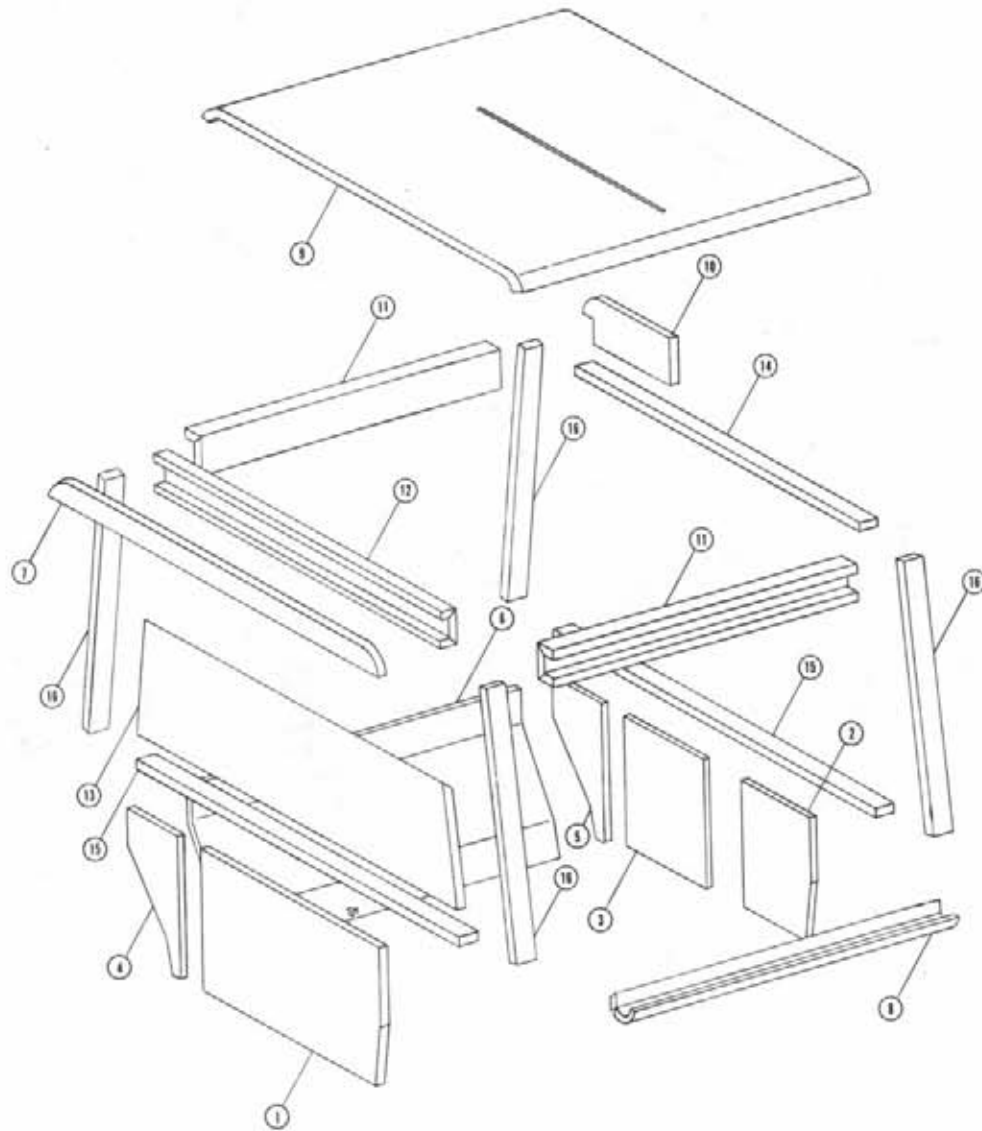
1	1	606818	FLO CONT FCR51 0-16GPM 7/8FOR
2	1	606827	FLO CONT FC51 0-3 VARI 7/8FOR
3	2	606837	FLOW CONT HT WLD
4	2	615491	FLOW CONT LEVER WLD
5	2	659291	1 DIA BALL KNOB 3/8-16INSERT
6	4	900009	1/4 UNC X 2 3/4 HEX BOLT
7	4	914000	1/4 UNC STOVER NUT
8	16	920000	1/4 FLAT WASH SAE
9	6	618183	3/4MJIC-90-7/8MOR LBO
10	6	470118	1/4 UNC X 3/4 FLANGED H BOLT
11	1	618482	3/4FJIC-9/16MJIC ADPTR
12	2	901064	5/16 UNC X 3/4 CARR BOLT
13	2	473900	5/16 PLATED WING NUT
14	2	920002	WASH FLAT 3/8 SAE
15	6	470121	1/4-20 FLANGED WHIZ NUT

STEERING WHEEL ASSEMBLY

DET. QTY PART NO. DESCRIPTION

1	2	200464	PARK BRAKE SPACER
2	1	291088	FLASHER / TURN SIGNAL SWITCH
3	1	298012	TOGGLE SWITCH
4	1	341631	STRG COLUMN COVER WLD 8250 88
5	1	001266	TIE CLAMP TUBE OUTGR
6	2	390318	HEADLIGHT HIGHBEAM INDICATOR
7	1	749150	STRG MTR NON-LOAD REACT 100R
8	4	618109	9/16MJIC-3/HMOR ADPTR
9	1	742502	STRG ADJ KNOB
10	1	749178	STRG COLUMN 2.5IN LONG
11	1	749245	STRG WHL 14.0 DIA W/CAP
12	1	749244	STRG WHL CAP FOR 749245
13	1	900277	1/2 UNC X 5 1/2 HEX BOLT
14	1	901276	1/2 UNC X 5 CARR BOLT
15	1	914008	1/2 UNC STOVER NUT
16	2	470123	1/2 EXTERN TOOTH LOCK WASH
17	2	900128	3/8 UNC X 3/4 HEX BOLT
18	2	900130	3/8 UNC X 1 1/4 HEX BOLT
19	2	920002	WASH FLAT 3/8 SAE
20	1	470157	NUT 15/16-20 UNEF FOR 749245
21	1	903883	10-32 X 1/2 SLTRD HD MACH SCR
22	1	910027	HEX NUT NO 10 UNF
23	1	470001	RUBBER BOOT W NUT FOR 298012





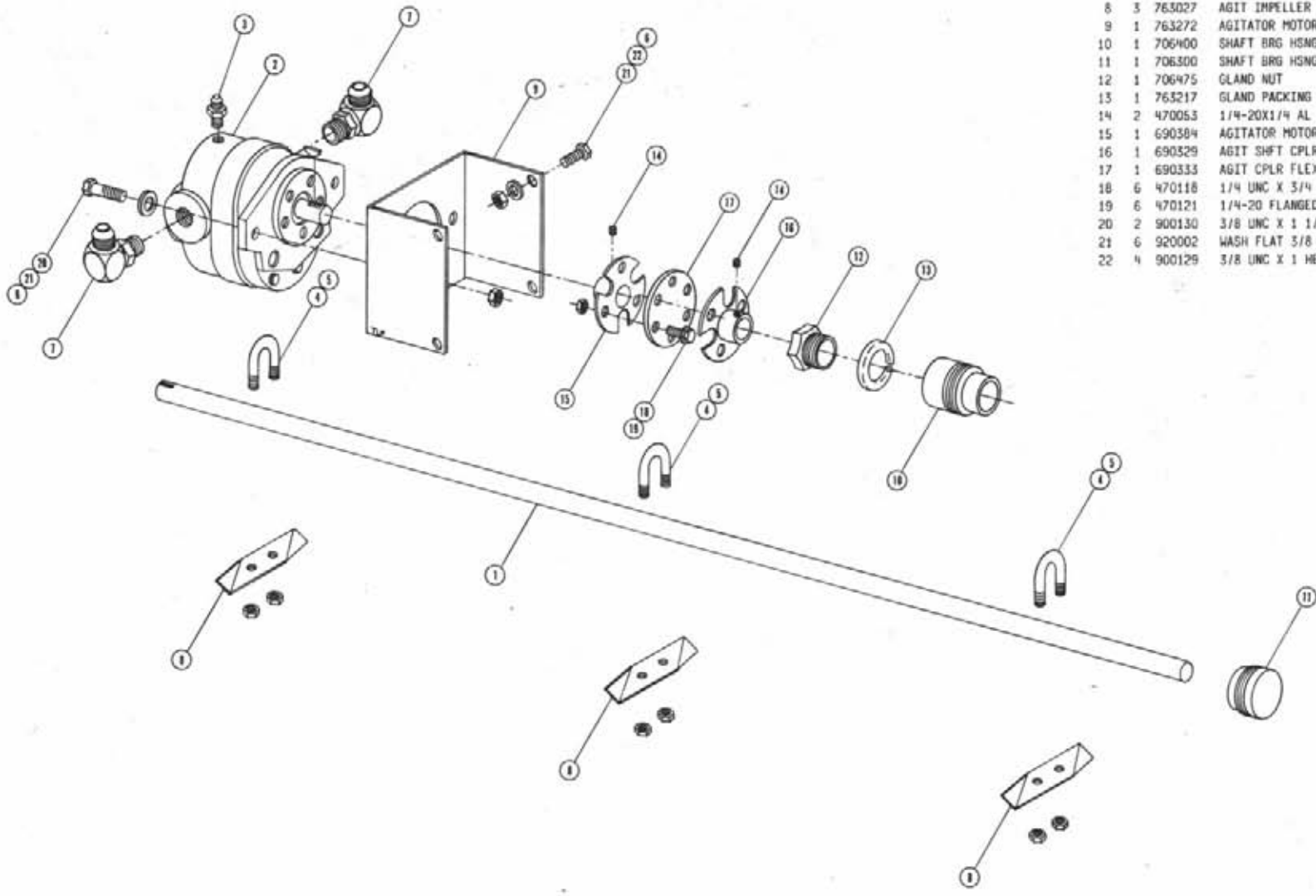
CAB FOAM

Det.	Qty.	P/N	Description
1	1	659597	Foam, Center Rear Operator Station
2	1	659594	Foam, Right Front Operator Station
3	1	659593	Foam, Center Front Operator Station
4	1	659596	Foam, Left Rear Operator Station
5	1	659595	Foam, Left Front Operator Station
6	1	659598	Foam, Left Side Panel
7	1	659381	Foam, Rear Top Crossmember
8	1	659599	Foam, Console Side
9	1	659383	Foam, Cab Roof
10	1	659385	Foam, Left Top Cab Corner
11	2	659392	Foam, Upper Side Frame
12	1	659393	Foam, Upper Rear Frame
13	1	659394	Foam, Lower Rear Window Panel
14	1	659396	Foam, Cab Tube 37.25 Long
15	2	659397	Foam, Cab Tube 42.75 Long
16	4	659398	Foam, Cab Tube 32.25 Long

AGITATOR ASSEMBLY

DET. QTY PART NO. DESCRIPTION

1	1	763216	AGIT SHAFT
2	1	610510	HYDRAULIC MOTOR
3	1	611121	9/16 MJIC X 1/4 MNPT ADPTR
4	6	470089	SS HEX NUT .25UNC LOCK
5	3	470092	SS U BOLT .25UNC X1.25 X.75
6	6	914004	3/8 UNC LOCK NUT
7	2	618474	3/4 MJIC X 90 X 1 1/16 MOR
8	3	763027	AGIT IMPELLER
9	1	763272	AGITATOR MOTOR MOUNT
10	1	706400	SHAFT BRG HSG
11	1	706300	SHAFT BRG HSG ASSY BLIND END
12	1	706475	GLAND NUT
13	1	763217	GLAND PACKING CUT TO UNKNOWN
14	2	470053	1/4-20X1/4 AL HD SET SC CUP
15	1	690384	AGITATOR MOTOR COUPLER HALF
16	1	690329	AGIT SHFT CPLR HALF WLD
17	1	690333	AGIT CPLR FLEXIBLE DISK
18	6	470118	1/4 UNC X 3/4 FLANGED H BOLT
19	6	470121	1/4-20 FLANGED WHIZ NUT
20	2	900130	3/8 UNC X 1 1/4 HEX BOLT
21	6	920002	WASH FLAT 3/8 SAE
22	4	900129	3/8 UNC X 1 HEX BOLT

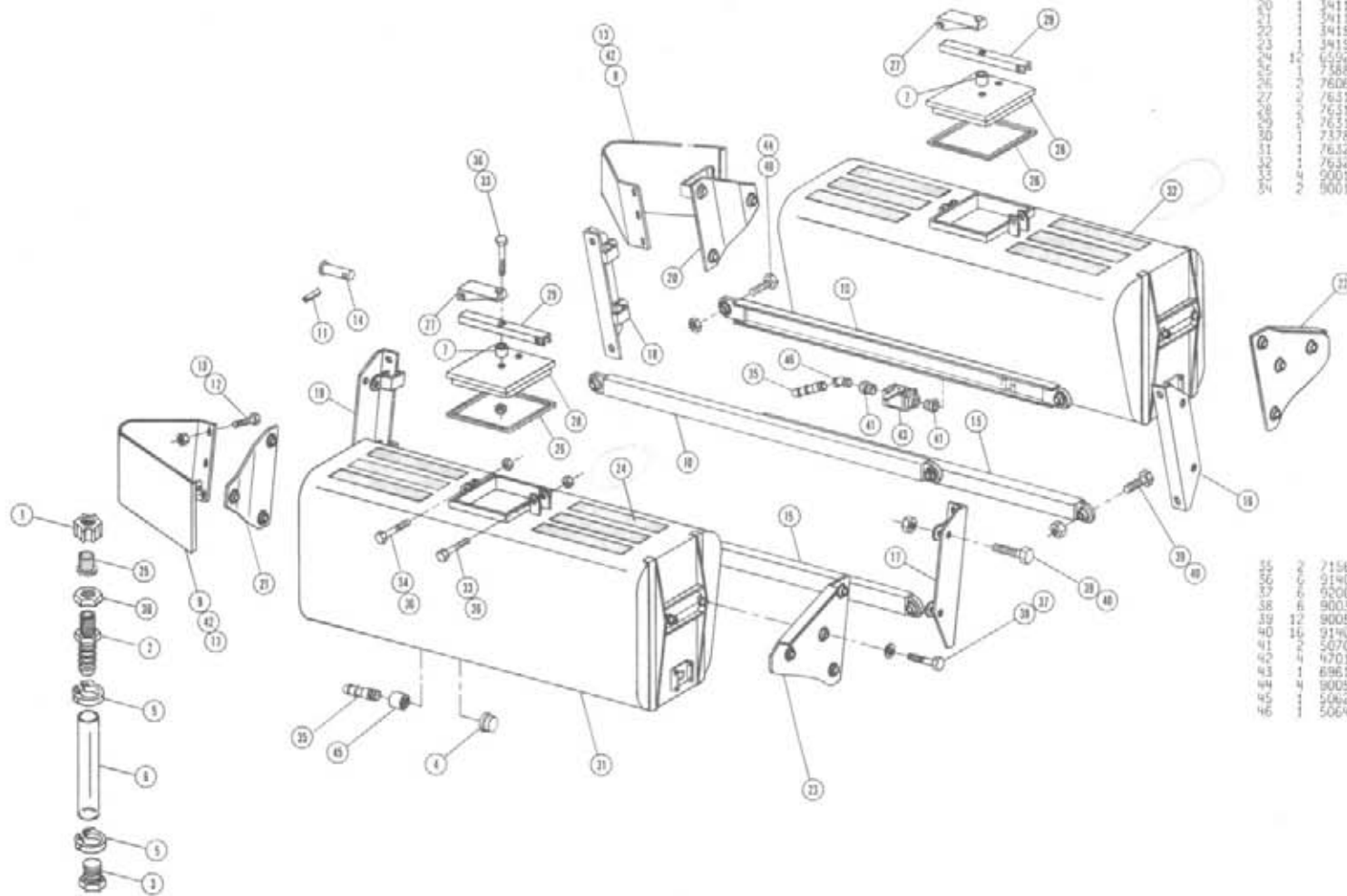


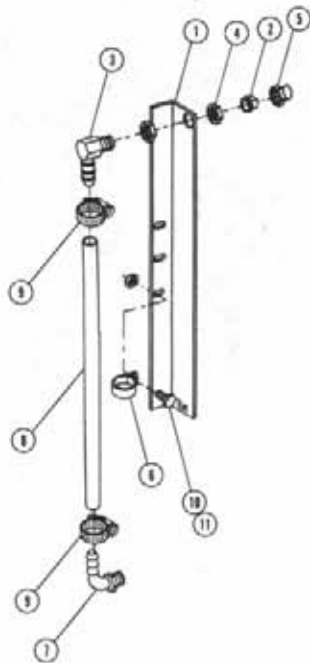
STAINLESS STEEL SOLUTION TANK ASSEMBLY

DET. QTY PART NO. DESCRIPTION

1	1	500005	CAP NUT .688FPS NYLON
2	1	500006	3/8 H BARB X .69 NPS NYLON
3	1	500007	1/8NPT HEX FLUG NYL
4	5	506203	PIPE CAP 1 1/4NPT
5	5	520005	HOSE CLAMP SNAP ON #6
6	1	601216	SPRAY TANK VENT HOSE .38X3.50
7	2	601231	HOSE, 3/4 X 2 HI PRESS EPDM
8	1	659781	RH TANK SHLD WLD
9	1	659605	LH POLY & SS TANK SHLD WLD
10	2	341641	UPPER SIDERAIL CHAN WLD
11	1	473937	ROLL PIN, 3/8 DIA X 2 1/2
12	6	470122	1/4 - 20 X 1/2 FLANGED H BOLT
13	80	470121	1/4-20 FLANGED WRTZ NUT
14	1	361182	CARRIAGE PIVOT PIN WLD
15	2	341643	SIDERAIL TUBE WLD
16	1	341108	RH REAR TANK MT ANGLE WLD
17	1	341111	LH REAR TANK MT ANGLE WLD
18	1	341113	RH FRONT TANK MT ANGLE WLD
19	1	341115	LH FRONT TANK MT ANGLE WLD
20	1	341116	RH FT TANK MT PLT WLD
21	1	341118	LH FT TANK MT PLT WLD
22	1	341540	RH REAR 250 TANK MTG PLT WLD
23	1	341541	LH REAR 250 TANK MTG PLT WLD
24	1	659279	SAFETY WALK, 4 X 21
25	1	738859	STRAINER 50 MESH NYLON
26	1	760651	TANK LID GSKT
27	1	763163	SPRAY TANK LATCH HANDLE
28	1	763164	SPRAY TANK LID WLD
29	1	763166	TANK LID CHAN
30	1	737858	TEE AND EL NUT .688 FPS
31	1	763237	LH SPRAY TANK WLD 250 GAL
32	1	763236	RH SPRAY TANK WLD 250 GAL
33	1	500134	5/8 UNC X 1 1/5 HEX BOLT
34	1	900138	3/8 UNC X 3 1/2 HEX BOLT

35	2	715660	1 1/4 HOSE BARB-1 1/4NPT
36	6	914004	5/8 UNC STOVER NUT
37	6	920005	5/8 FLAT WASH SAE
38	6	900331	5/8 UNC X 1 HEX BOLT
39	12	900534	1 UNC X 3 HEX BOLT
40	16	914016	1 UNC STOVER NUT
41	2	507015	RED BUSH 1 1/2 TO 1 1/4 MAL
42	4	470118	1/4 UNC X 5/4 FLANGED H BOLT
43	1	696110	BALL VALVE 1 1/2NPT POLY
44	4	900535	1 UNC X 4 HEX BOLT
45	1	506201	BLK PIPE CPLG 1 1/4NPT
46	1	506409	BLK PIPE ST EL #5060 1 1/4NPT





SIGHT GAUGE HOSE ASSEMBLY

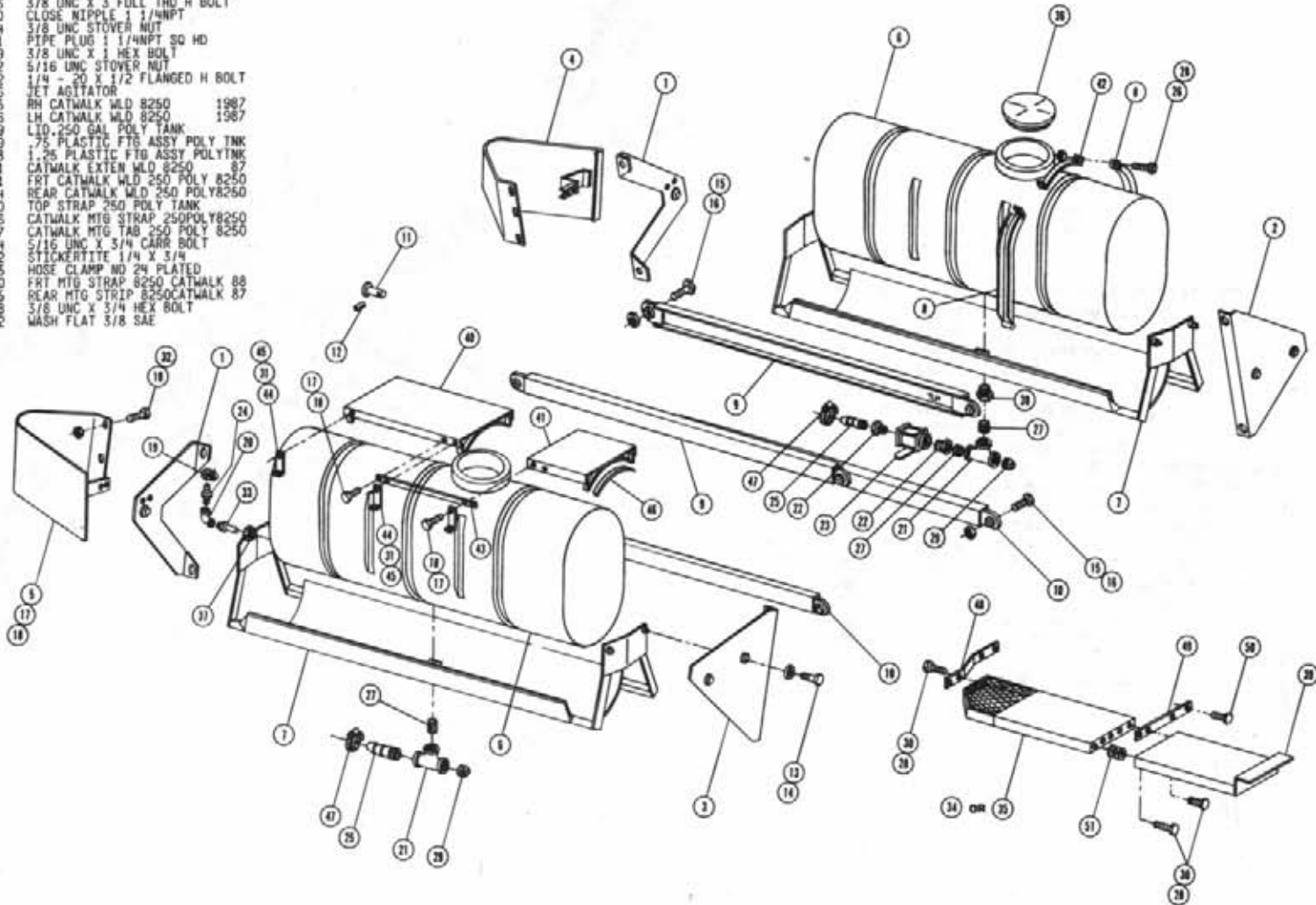
DET. QTY PART NO. DESCRIPTION

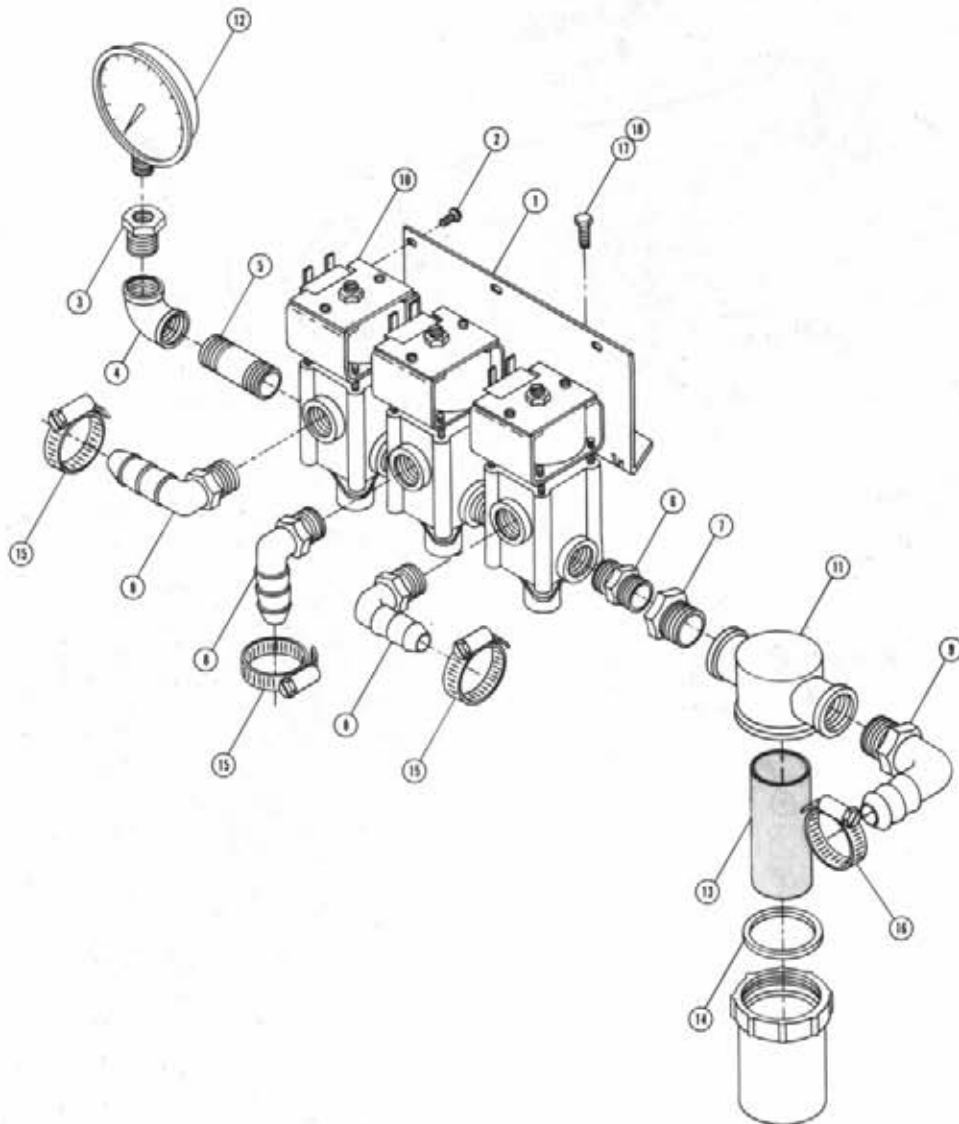
1	1	763253	SIGHT GA MT 250GAL TANKS 8250
2	1	731109	TIP,FS-9 80DEG NYL SNGL ORF
3	1	737856	EL NOZL BODY .50 STEEL
4	1	737858	TEE AND EL NUT .688 FPS
5	1	738866	CAP NUT .688 FPS STEEL
6	1	520117	CUSHION HOSE CLAMP 5/8 IN
7	1	618556	1/2 HOSE BARB-90-1/4MNPT NYL
8	1	601245	HOSE, .50 X 42.00 SIGHT GAUGE
9	2	520069	HOSE CLAMP NO 6 PLATED
10	2	470121	1/4-20 FLANGED WHIZ NUT
11	2	470122	1/4 - 20 X 1/2 FLANGED H BOLT

POLY 250 GALLON SOLUTION TANK ASSEMBLY

DET. QTY PART NO. DESCRIPTION

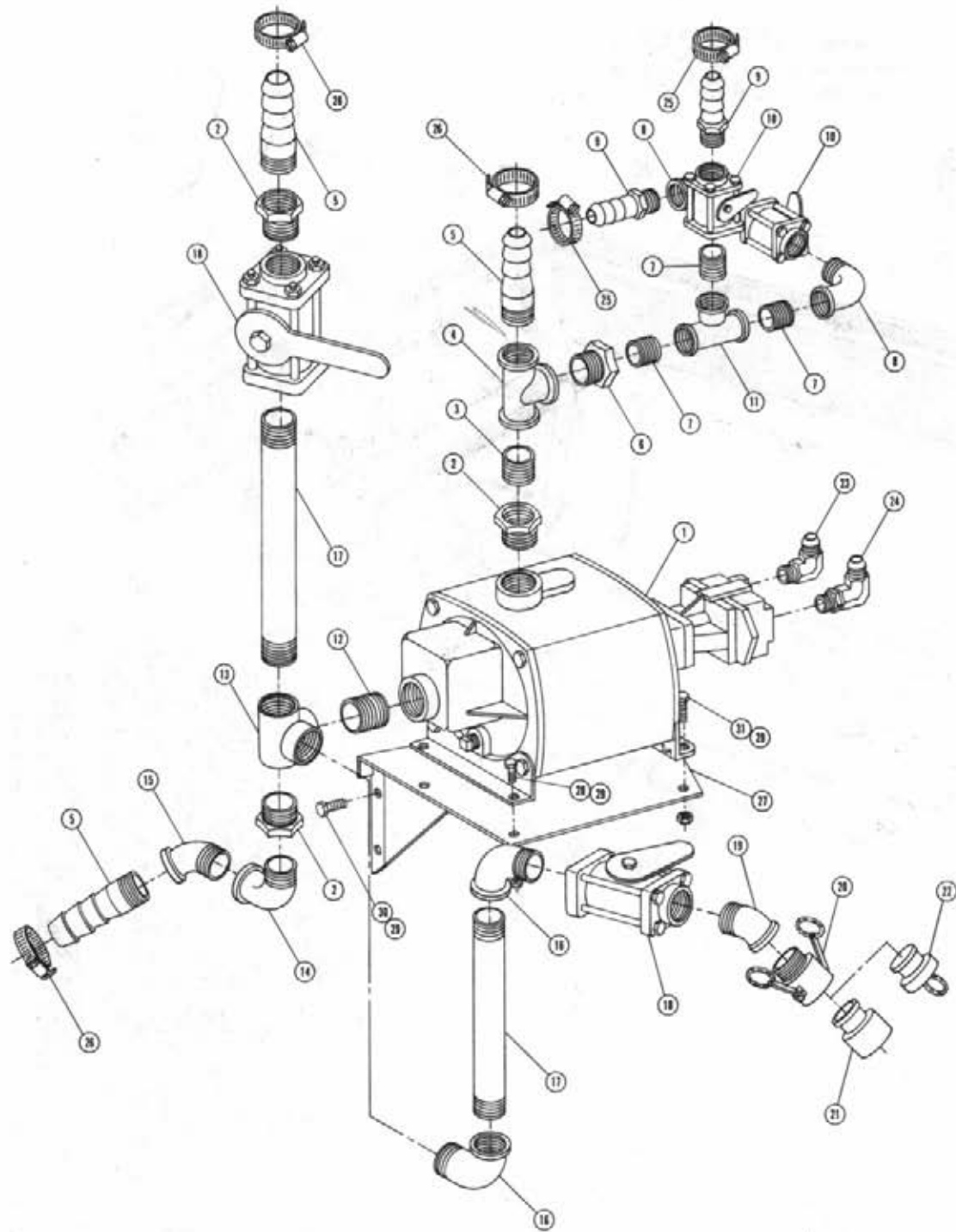
1	2	341398	FRT TANK MTG PLT WLD POLY
		341400	RH REAR TANK MTG PLT WLD
		341402	LH REAR TANK MTG PLT WLD
		659781	RH TANK SHLD WLD 8250
		659605	LH POLY 6 SS TANK SHLD WLD
		763254	250 GAL POLY TANK
		763177	POLY TANK CRADLE WLD
		763257	POLY TANK BAND WLD 250 GAL
		341641	UPPER SIDERAIL CHAN WLD
		341643	SIDERAIL TUBE WLD
		361162	CARRIAGE PIVOT PIN WLD
		473887	ROLL PIN 3/8 DIA X 2 1/2
		900331	5/8 UNC X 1 HEX BOLT
		920005	5/8 FLAT WASH SAE
		900535	1 UNC X 4 HEX BOLT
		914016	1 IN STOVER NUT
		470118	1/4 UNC X 3/4 FLANGED H BOLT
		470121	1/4-20 FLANGED W/12 NUT
		520070	HOSE CLAMP NO 8 PLATED
		504501	BLK PIPE EL 90DEG 3/4NPT
		506105	BLK PIPE TEE 1 1/4NPT
		507015	RED BUSH 1/2 TO 1 1/4 MAL
		696110	BALL VALVE 1 1/2NPT POLY
		714350	1/2 HOSE BARB-5/4NPT
		715660	1 1/4 HOSE BARB-1 1/4NPT
		906136	3/8 UNC X 3 FULL THD H BOLT
		506200	CLOSE NIPPLE 1 1/4NPT
		914004	3/8 UNC STOVER NUT
		506101	PIPE PLUG 1 1/4NPT SQ HD
		900129	3/8 UNC X 1 HEX BOLT
		914002	5/16 UNC STOVER NUT
		470122	1/4 - 20 X 1/2 FLANGED H BOLT
		760062	JET AGITATOR
		341615	RH CATWALK WLD 8250 1987
		341616	LH CATWALK WLD 8250 1987
		763259	LID 250 GAL POLY TANK
		618549	.75 PLASTIC FTG ASSY POLY TANK
		618548	1.25 PLASTIC FTG ASSY POLY TANK
		341621	CATWALK EXTEN WLD 8250 87
		763261	FRT CATWALK WLD 250 POLY 8250
		763264	REAR CATWALK WLD 250 POLY 8250
		763260	TOP STRAP 250 POLY TANK
		763266	CATWALK MTG STRAP 250POLY 8250
		763267	CATWALK MTG TAB 250 POLY 8250
		901064	5/16 UNC X 3/4 CARR BOLT
		193022	STICKERTITE 1/4 X 3/4
		520085	HOSE CLAMP NO 24 PLATED
		341640	FRT MTG STRAP 8250 CATWALK 88
		341625	REAR MTG STRIP 8250CATWALK 87
		900128	3/8 UNC X 3/4 HEX BOLT
		920002	WASH FLAT 3/8 SAE





SOLUTION SOLENOID VALVE ASSEMBLY

Det. Qty.	P/N	Description
1	160469	Valve Mount Bracket
2	472199	No. 10-24 x 1/2 Round Head Mach. Screw
3	504002	3/4 NPT To 1/4 NPT Nylon Reducer Bushing
4	504502	3/4 NPT x 90 Nylon Pipe Nipple
5	504800	3/4 NPT x 1.75 Pipe Nipple
6	505219	3/4 NPT Nylon Hex Pipe Nipple
7	506002	1 1/4 NPT x 3/4 NPT Nylon Reducer Bushing
8	618591	1/2 NPT x 90 x 3/4 Nylon Hose Barb
9	618592	1 1/4 NPT x 90 x 1 1/4 Nylon Hose Barb
10	690019	Solution Valve Assembly
11	690060	1 1/4 NPT Line Strainer
12	690359	Pressure Gauge
13	690068	40 Mesh Line Strainer Screen
14	690067	Gasket
15	520055	No. 12 Hose Clamp
16	520085	No. 24 Hose Clamp
17	470121	1/4-20 Flanged Whiz Nut
18	470118	1/4-20 UNC x 3/4 Flanged Hex Bolt



SOLUTION PUMP ASSEMBLY

DET. QTY PART NO. DESCRIPTION

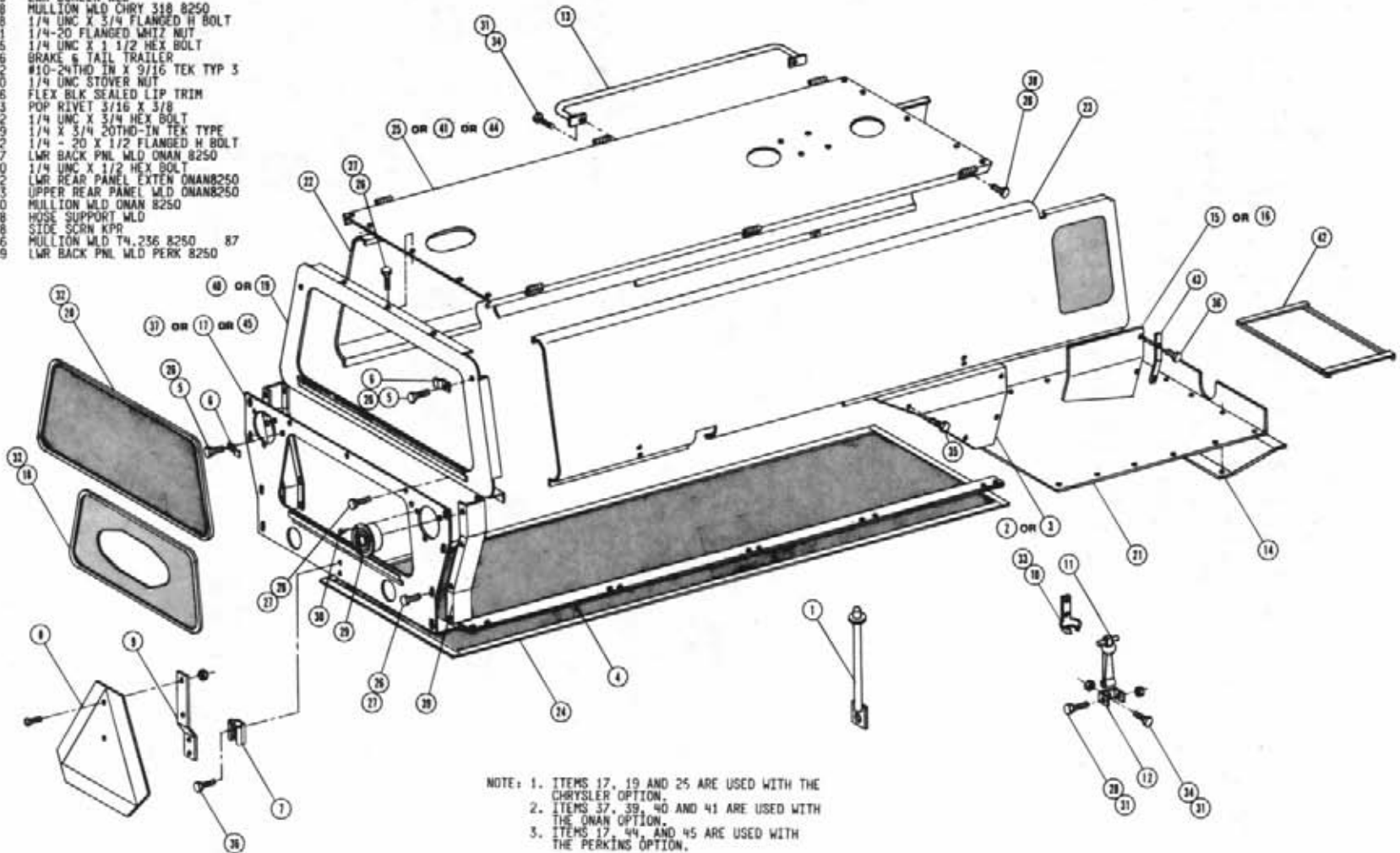
1	1	690341	HYPRO CENTRIF PUMP 10GPH
2	3	507015	RED BUSH 1 1/2 TO 1 1/4 MAL
3	1	506200	CLOSE NIPPLE 1 1/4NPT
4	1	506105	BLK PIPE TEE 1 1/4NPT
5	3	715660	1 1/4 HOSE BARB-1 1/4MNPT
6	1	507027	RED BUSH 1 1/4 TO 1/2 BLK MAL
7	3	503600	CLOSE NIPPLE 1/2NPT
8	2	503400	BLK PIPE ST EL 90DEG 1/2NPT
9	2	714340	1/2 HOSE BARB-1/2MNPT
10	2	696082	BALL VALVE 1/2FNPT POLY
11	1	503820	BLK PIPE TEE 1/2NPT
12	1	507019	CLOSE NIPPLE 1 1/2NPT
13	1	507253	SIDE OUTLET TEE 1 1/2 NPT
14	1	506410	1 1/4 NPT X 90 STREET ELBOW
15	1	506409	BLK PIPE ST EL 45DEG 1 1/4NPT
16	2	507018	BLK PIPE ST EL 90DEG 1 1/2NPT
17	2	507614	BLK PIPE NIPPLE 1.50NPT-12.00
18	2	696110	BALL VALVE 1 1/2FNPT POLY
19	1	507024	BLK PIPE ST EL 45DEG 1 1/2NPT
20	1	690303	QUICK CONNECT CPLR 1 1/2MNPT
21	1	690302	QUICK CONNECT ADPTR 1 1/2FNPT
22	1	690304	QUICK CONNECT PLUG. 1 1/2
23	1	611145	3/4MJIC-90-1/2MNPT LBO
24	1	618241	3/4MJIC-90-3/4MOR LBO
25	2	520070	HOSE CLAMP NO 8 PLATED
26	3	520085	HOSE CLAMP NO 24 PLATED
27	1	690365	SELF-PRIME SOLU PUMP BASE WLD
28	2	900128	3/8 UNC X 3/4 HEX BOLT
29	8	914004	3/8 UNC STOVER NUT
30	4	900129	3/8 UNC X 1 HEX BOLT
31	2	900130	3/8 UNC X 1 1/4 HEX BOLT

NOTE: ITEMS 3,4,6,7,8,9,10,11, AND 25 ARE USED WITH JET AGITATION.

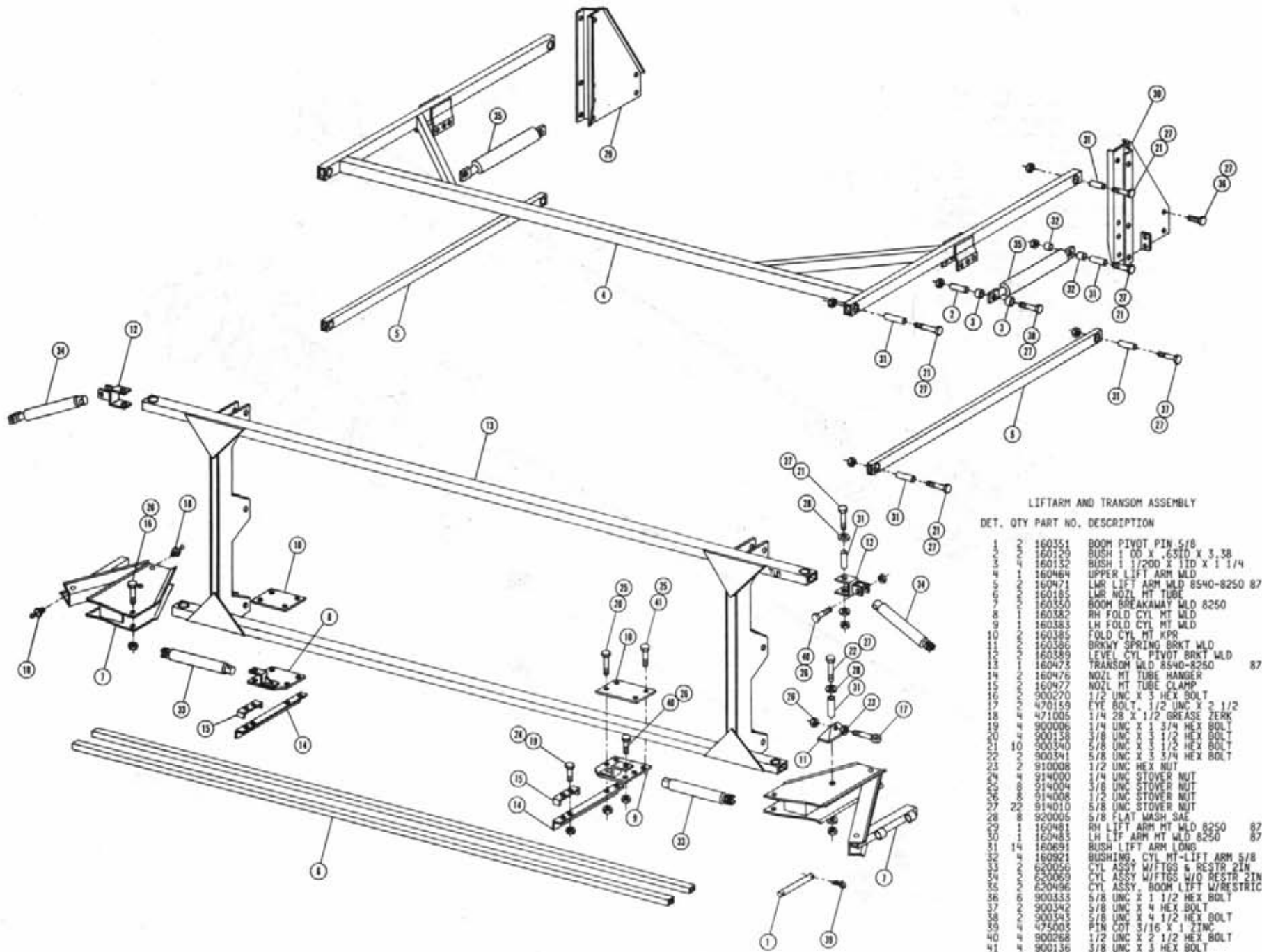
SHEET METAL ASSEMBLY

DET. QTY PART NO. DESCRIPTION

1	2	341356	ENGINE HOOD PROP WLD
2	1	341362	LH SIDE PLT EXTEN
3	1	341363	RH SIDE PLT EXTEN
4	2	341395	SCREEN SLIDE WLD
5	14	470086	NUTSERT 1/4UNC .020-100GR
6	4	470151	UPPER REAR PANEL SCREEN CLIP
7	1	472251	MTG SOCKET
8	1	472249	SLOW MOVING VEHICLE SIGN
9	1	472250	SPADE MTG BRKT
10	4	656997	RUBBER HOOK BRKT
11	4	656998	RUBBER HOOK
12	4	656999	RUBBER HOOK ANCHOR BRKT
13	1	659378	RH ENG HOOD HANDRAIL WLD
14	1	659555	LWR FRT HOSE SHLD
15	1	659775	LH SIDE SCR
16	1	659774	RH SIDE SCR
17	1	659743	LWR BACK PNL WLD CHRY 8250
18	1	659790	LWR BACK PNL SCR 8250 88
19	1	659575	UPPER REAR PANEL WLD
20	1	659578	UPPER REAR PANEL SCREEN
21	1	659586	FRT HOSE COVER WLD
22	1	659735	LH ENG HOOD WLD
23	1	659734	RH ENG HOOD WLD
24	1	659589	LWR SCREEN WLD
25	1	659728	MULLION WLD CHRY 318 8250
26	53	470116	1/4 UNC X 3/4 FLANGED H BOLT
27	47	470121	1/4-20 FLANGED WHTZ NUT
28	4	900005	1/4 UNC X 1 1/2 HEX BOLT
29	2	291036	BRAKE & TAIL TRAILER
30	6	472352	#10-24THD IN X 9/16 TEK TYP 3
31	10	914000	1/4 UNC STOVER NUT
32	12	193016	FLEX BLK SEALED LIP TRIM
33	8	485053	POP RIVET 3/16 X 3/8
34	6	900002	1/4 UNC X 3/4 HEX BOLT
35	4	472349	1/4 X 3/4 20THD-IN TEK TYPE
36	6	470122	1/4 - 20 X 1/2 FLANGED H BOLT
37	1	659747	LWR BACK PNL WLD ONAN 8250
38	12	900000	1/4 UNC X 1/2 HEX BOLT
39	1	659722	LWR REAR PANEL EXTEN ONAN8250
40	1	659723	UPPER REAR PANEL WLD ONAN8250
41	1	659730	MULLION WLD ONAN 8250
42	1	341578	HOSE SUPPORT WLD
43	1	659778	SIDE SCR KPR
44	1	659786	MULLION WLD T4,256 8250 87
45	1	659749	LWR BACK PNL WLD PERK 8250



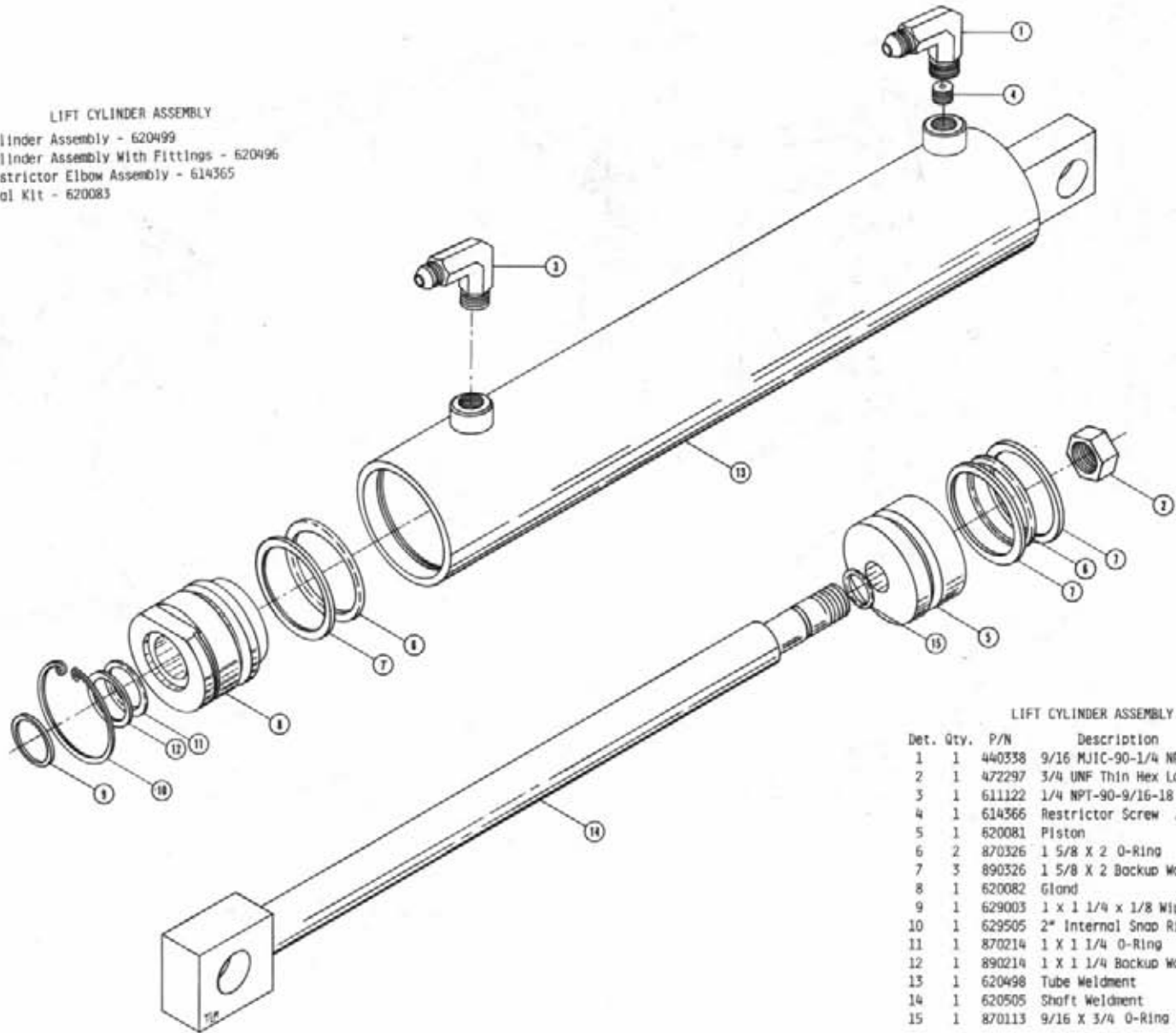
NOTE: 1. ITEMS 17, 19 AND 25 ARE USED WITH THE CHRYSLER OPTION.
 2. ITEMS 37, 39, 40 AND 41 ARE USED WITH THE ONAN OPTION.
 3. ITEMS 17, 44, AND 45 ARE USED WITH THE PERKINS OPTION.



LIFTARM AND TRANSOM ASSEMBLY

DET.	QTY	PART NO.	DESCRIPTION
1	1	160351	BOOM PIVOT PIN 5/8
2	2	160129	BUSH 1 00 X .6310 X 3 .38
3	2	160132	BUSH 1 1/200 X 1 ID X 1 1/4
4	1	160464	UPPER LIFT ARM WLD
5	2	160471	LWR LIFT ARM WLD 8540-8250 87
6	2	160185	LWR NOZL MT TUBE
7	2	160350	BOOM BREAKAWAY WLD 8250
8	2	160382	RH FOLD CYL MT WLD
9	2	160383	LH FOLD CYL MT WLD
10	2	160385	FOLD CYL MT KPR
11	2	160386	BRKAWY SPRING BRKT WLD
12	2	160389	LEVEL CYL PIVOT BRKT WLD
13	2	160473	TRANSOM WLD 8540-8250 87
14	2	160476	NOZL MT TUBE HANGER
15	2	160477	NOZL MT TUBE CLAMP
16	2	900270	1/2 UNC X 3 HEX BOLT
17	2	471059	EYE BOLT, 1/2 UNC X 2 1/2
18	2	471005	1/4 28 X 1/2 GREASE ZERK
19	2	900006	1/4 UNC X 1 3/4 HEX BOLT
20	2	900138	3/8 UNC X 3 1/2 HEX BOLT
21	10	900340	5/8 UNC X 3 1/2 HEX BOLT
22	2	900341	5/8 UNC X 3 3/4 HEX BOLT
23	2	910008	1/2 UNC HEX NUT
24	2	914000	1/4 UNC STOVER NUT
25	2	914004	3/8 UNC STOVER NUT
26	2	914006	1/2 UNC STOVER NUT
27	2	914010	5/8 UNC STOVER NUT
28	2	920005	5/8 FLAT WASH SAE
29	2	160481	RH LIFT ARM MT WLD 8250 87
30	2	160483	LH LFT ARM MT WLD 8250 87
31	14	160691	BUSH LIFT ARM LONG
32	4	160921	BUSHING, CYL MT-LIFT ARM 5/8
33	2	620056	CYL ASSY W/FTGS & RESTR 2IN
34	2	620069	CYL ASSY W/FTGS W/O RESTR 2IN
35	2	620496	CYL ASSY BOOM LIFT W/RESTRIC
36	2	900333	5/8 UNC X 1 1/2 HEX BOLT
37	2	900342	5/8 UNC X 4 HEX BOLT
38	2	900343	5/8 UNC X 4 1/2 HEX BOLT
39	2	475003	PIN COT 5/16 X 1 ZINC
40	4	900268	1/2 UNC X 2 1/2 HEX BOLT
41	4	900136	3/8 UNC X 3 HEX BOLT

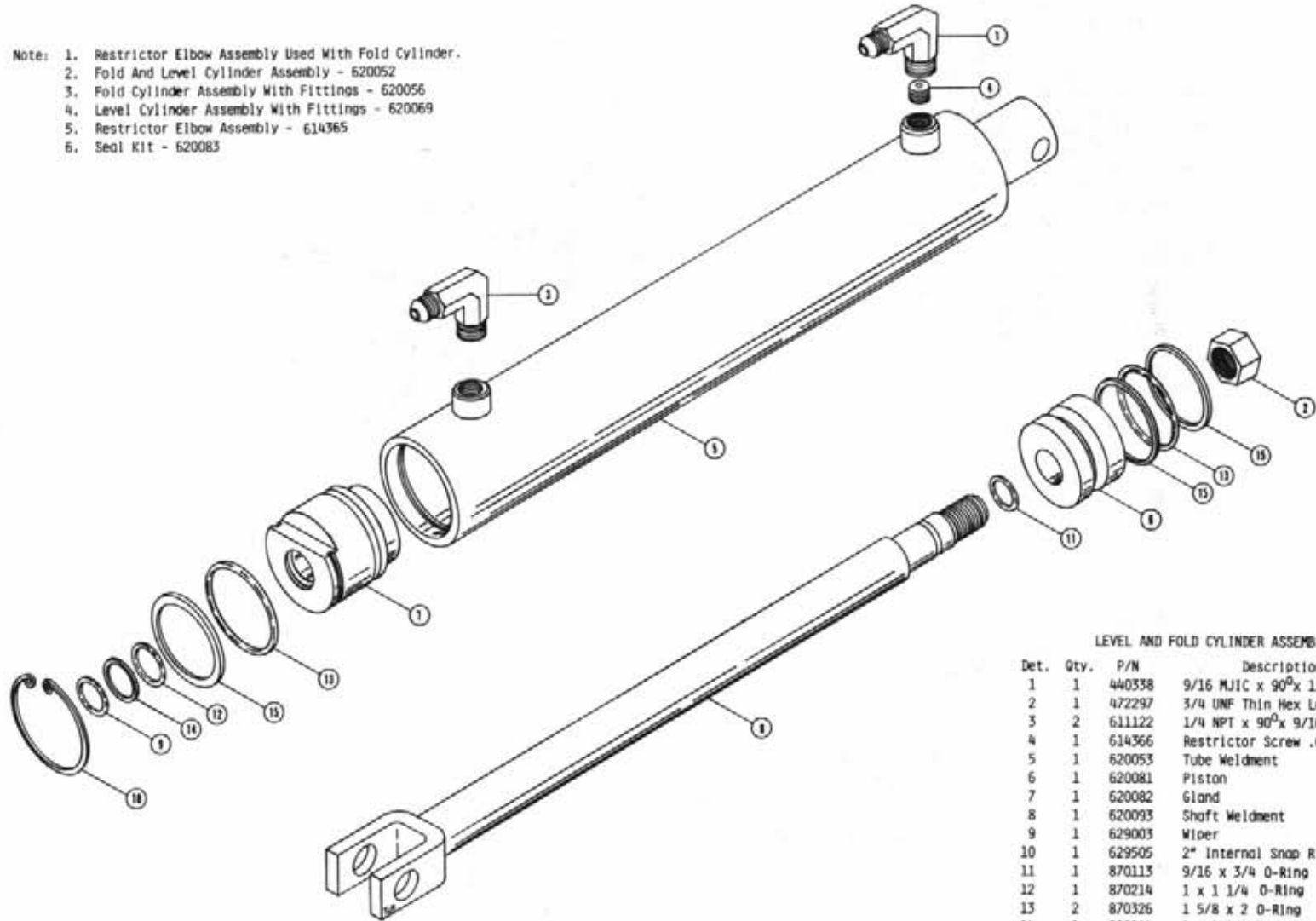
LIFT CYLINDER ASSEMBLY
 Cylinder Assembly - 620499
 Cylinder Assembly With Fittings - 620496
 Restrictor Elbow Assembly - 614365
 Seal Kit - 620083



LIFT CYLINDER ASSEMBLY

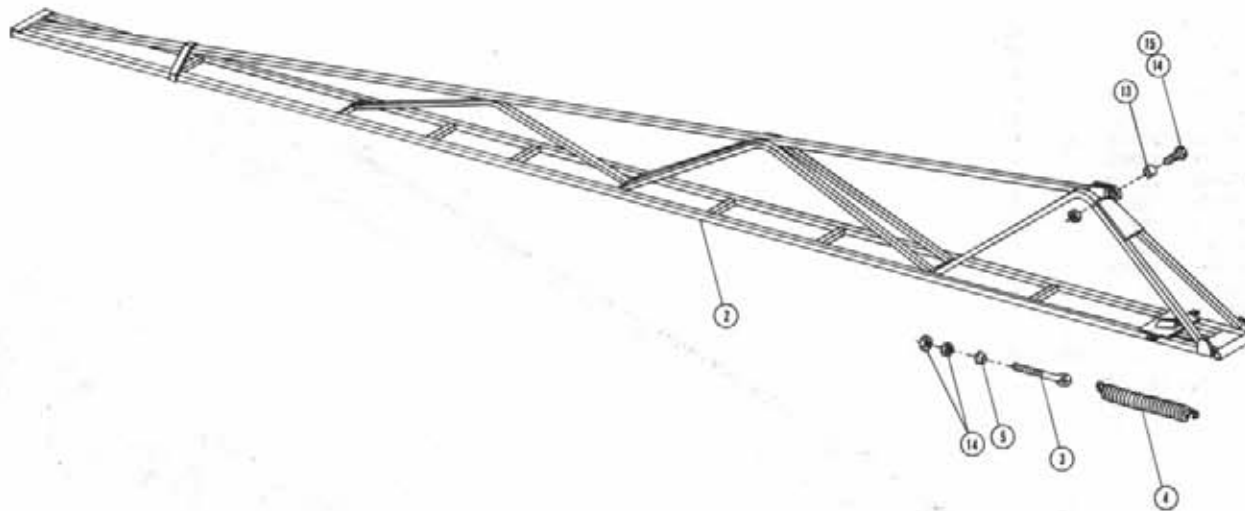
Det. Qty.	P/N	Description
1	440338	9/16 MJIC-90-1/4 NPT Tapped
2	472297	3/4 UNF Thin Hex Lock Nut
3	611122	1/4 NPT-90-9/16-18 Male Elbow
4	614366	Restrictor Screw .042 Dia.
5	620081	Piston
6	870326	1 5/8 X 2 O-Ring
7	890326	1 5/8 X 2 Backup Washer
8	620082	Gland
9	629003	1 x 1 1/4 x 1/8 Wiper
10	629505	2" Internal Snap Ring
11	870214	1 X 1 1/4 O-Ring
12	890214	1 X 1 1/4 Backup Washer
13	620498	Tube Weldment
14	620505	Shaft Weldment
15	870113	9/16 X 3/4 O-Ring

- Note:
1. Restrictor Elbow Assembly Used With Fold Cylinder.
 2. Fold And Level Cylinder Assembly - 620052
 3. Fold Cylinder Assembly With Fittings - 620056
 4. Level Cylinder Assembly With Fittings - 620069
 5. Restrictor Elbow Assembly - 614365
 6. Seal Kit - 620083



LEVEL AND FOLD CYLINDER ASSEMBLY

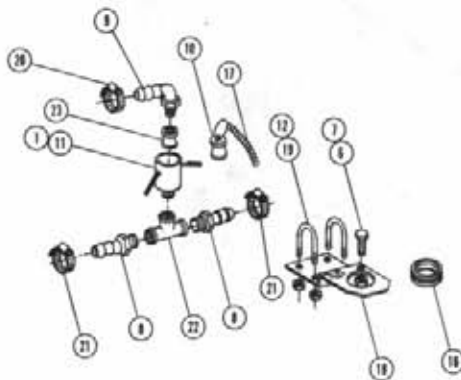
Det.	Qty.	P/N	Description
1	1	440338	9/16 MJIC x 90° x 1/4 NPT Tapped
2	1	472297	3/4 UNF Thin Hex Lock Nut
3	2	611122	1/4 NPT x 90° x 9/16 MJIC
4	1	614366	Restrictor Screw .042 Dia.
5	1	620053	Tube Weldment
6	1	620081	Piston
7	1	620082	Gland
8	1	620093	Shaft Weldment
9	1	629003	Wiper
10	1	629505	2" Internal Snap Ring
11	1	870113	9/16 x 3/4 O-Ring
12	1	870214	1 x 1 1/4 O-Ring
13	2	870326	1 5/8 x 2 O-Ring
14	1	890214	1 x 1 1/4 Back-Up Washer
15	3	890326	1 5/8 x 2 Back-Up Washer

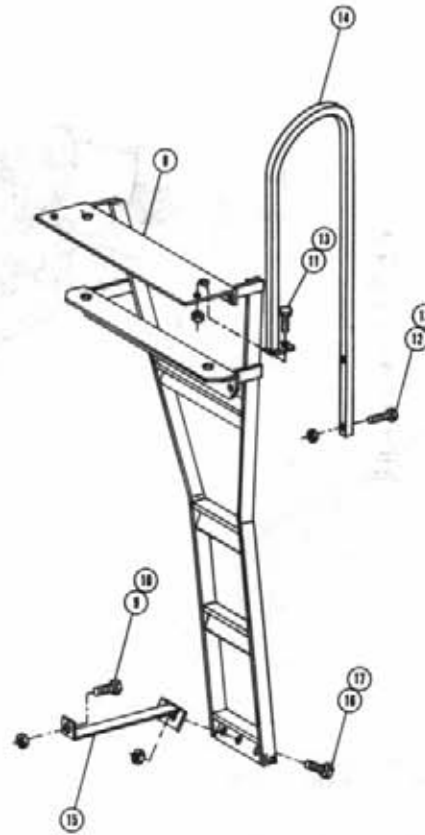
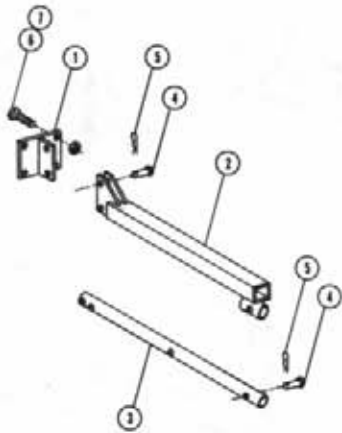


BOOM ASSEMBLY

DET. QTY PART NO. DESCRIPTION

DET.	QTY	PART NO.	DESCRIPTION
1	1	690327	O-RING GASKET FOR 696203
2	1	160362	BOOM WLD 8540 - 8250
3	1	160979	EYE BOLT, 1/2UNC X 9
4	1	160980	SPRING, BOOM BRKWAY
5	1	160981	SWIVEL, BOOM EYEBOLT
6	1	914000	1/4 UNC STOVER NUT
7	1	900002	1/4 UNC X 3/4 HEX BOLT
8	2	500019	3/4NPT-1/2HOSE BARB NYLON
9	1	500020	3/4NPT-3/4HOSE BARB 90 NYLON
10	1	696204	QUICK CONNECT PLUG, 3/4
11	1	696203	QUICK CONNECT CPLR MALE 3/4
12	4	914002	5/16 UNC STOVER NUT
13	1	160455	BUSH .625 OD X 18GA WA X .94
14	1	914008	1/2 UNC STOVER NUT
15	1	900283	1/2 UNC X 2 1/4 HEX BOLT
16	1	160015	2.0GID GROMMET SLIT
17	1	160986	TWIN LOOP CHAIN 6 LINKS
18	1	160987	FEEDER T MTG BRKT
19	2	470094	U BOLT .31UNC X 1.38BL X 3 LG
20	1	520055	HOSE CLAMP NO 12 PLATED
21	2	520070	HOSE CLAMP NO 8 PLATED
22	1	505218	NYL PIPE TEE .75NPT
23	1	696202	QUICK CONNECT ADPTR 3/4FNPT
24	2	910008	1/2 UNC HEX NUT





TREAD ADJUSTMENT & LADDER ASSEMBLY

DET. QTY PART NO. DESCRIPTION

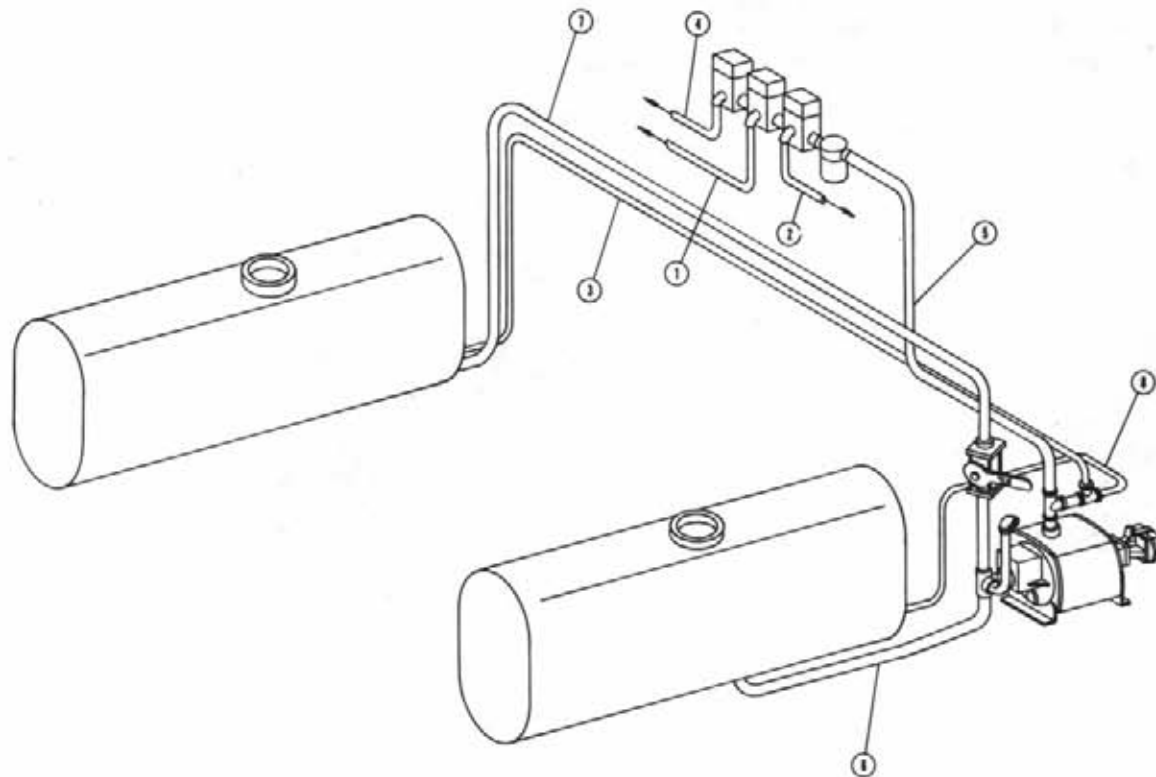
1	1	341102	TREAD ADJ BAR MT WLD UPPER	
2	1	341142	TREAD ADJ TUBE WLD	
3	1	341147	TREAD ADJ SLIDING TUBE	
4	5	470119	PICKER PIN 1/20IA X 2 1/4	
5	5	470120	HAIR PIN 3/32 DIA WIRE	
6	4	900333	5/8 UNC X 1 1/2 HEX BOLT	
7	4	914010	5/8 UNC STOVER NUT	
8	1	341602	LADDER WLD 8250	1987
9	1	900264	1/2 UNC X 1 1/4 HEX BOLT	
10	1	914008	1/2 UNC STOVER NUT	
11	1	900003	1/4 UNC X 1 HEX BOLT	
12	2	900005	1/4 UNC X 1 1/2 HEX BOLT	
13	3	914000	1/4 UNC STOVER NUT	
14	1	341613	LADDER HANDRAIL WLD 8250	87
15	1	341610	LWR LADDER BRACE WLD 8250	87
16	2	900129	3/8 UNC X 1 HEX BOLT	
17	2	914004	3/8 UNC STOVER NUT	

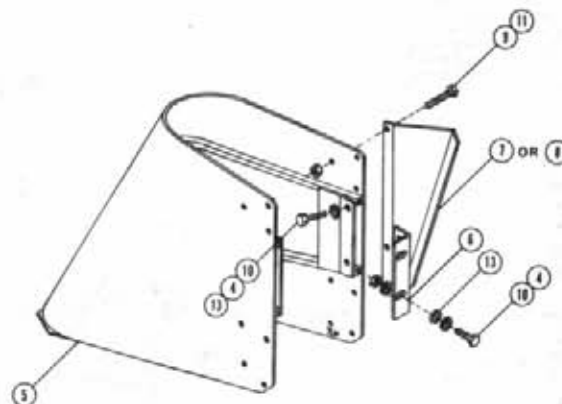
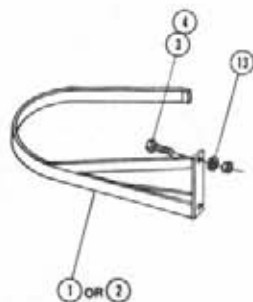
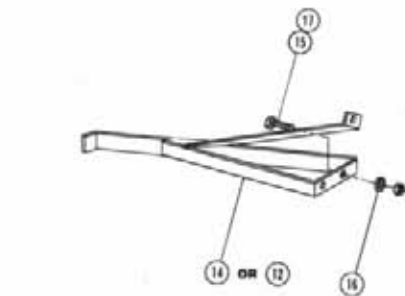
SOLUTION HOISING

DET. QTY PART NO. DESCRIPTION

1	1	601172	HOSE, 3/4 X 60 1BR BLACK EPDM
2	1	601177	HOSE, 3/4 X 242 1BR BLK EPDM
3	1	601260	HOSE, .50 1 BR EPDM X 180.00
4	1	601239	HOSE, 3/4 X 324 1BR EPDM
5	1	601294	HOSE, 1.25 2BR EPDM X 96.00
6	1	601261	HOSE, 1.25 2BR EPDM X 36.00
7	1	601262	HOSE, 1.25 2BR EPDM X 204.00
8	1	601259	HOSE, .50 1BR EPDM X 30.00

NOTE: ITEM 8 AND 3 ARE USED ONLY WITH POLYETHYLENE TANKS.

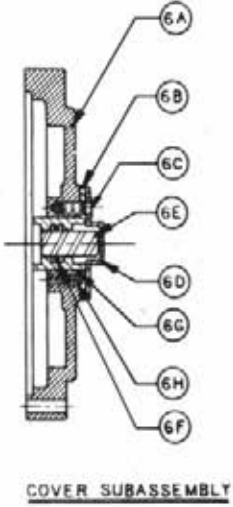
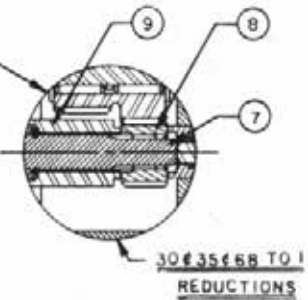
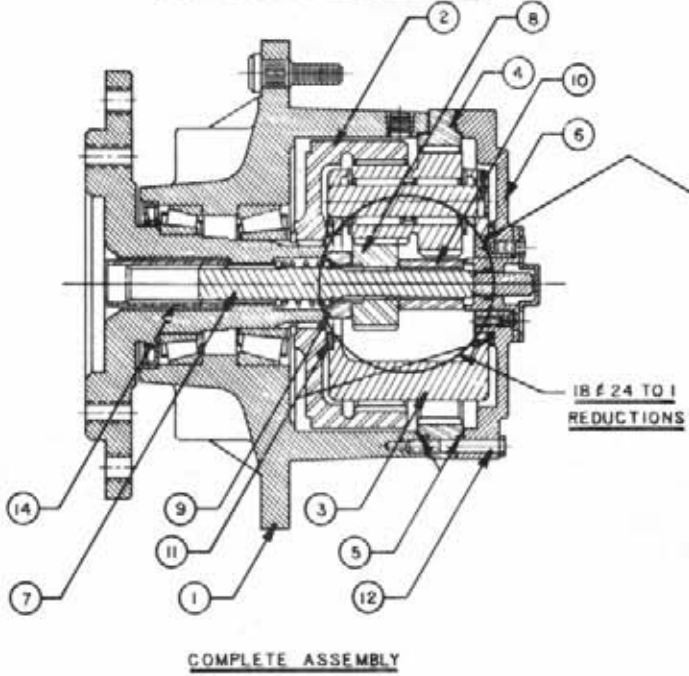
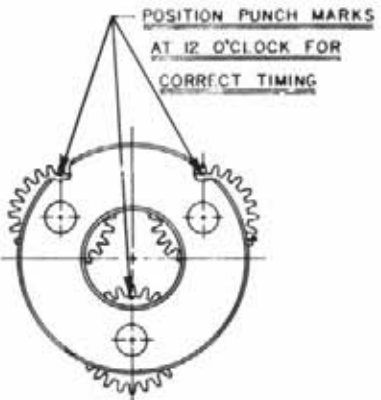
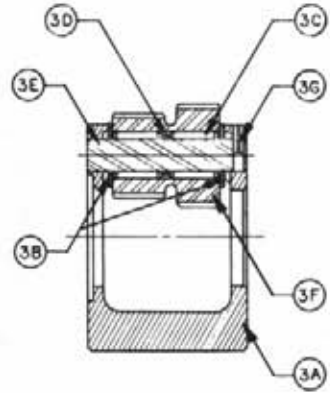
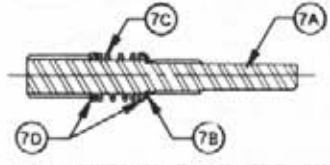
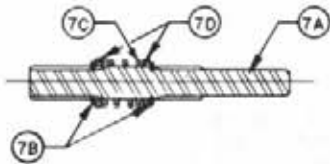
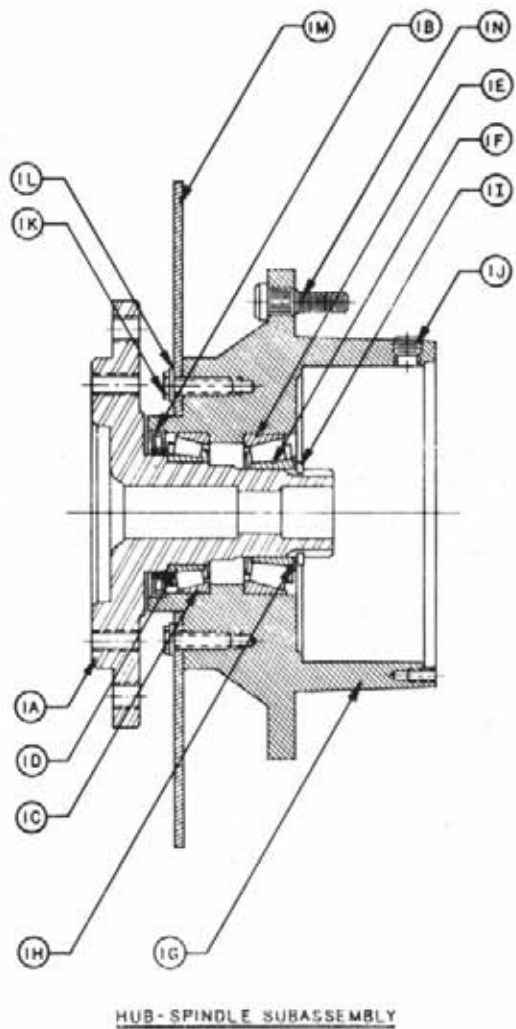




CROP GUIDES AND SHIELDS

DET. QTY PART NO. DESCRIPTION

1	1	662150	RH STALK GUIDE WLD
2	1	662151	LH STALK GUIDE WLD
3	2	900264	1/2 UNC X 1 1/4 HEX BOLT
4	6	914008	1/2 UNC STOVER NUT
5	1	662122	CROPSHLD WLD
6	1	662145	CROPSHLD MTG ANGLE
7	1	662135	RH CROPSHLD SHIRT
8	1	662136	LH CROPSHLD SKIRT
9	3	900002	1/4 UNC X 3/4 HEX BOLT
10	4	900265	1/2 UNC X 1 1/2 HEX BOLT
11	3	914000	1/4 UNC STOVER NUT
12	1	662208	RH STALK GUIDE WLD
13	8	920004	1/2 FLAT WASHER SAE
14	1	662164	LH STALK GUIDE WLD
15	2	900129	3/8 UNC X 1 HEX BOLT
16	1	920002	WASH FLAT 5/8 SAE
17	2	914004	3/8 UNC STOVER NUT

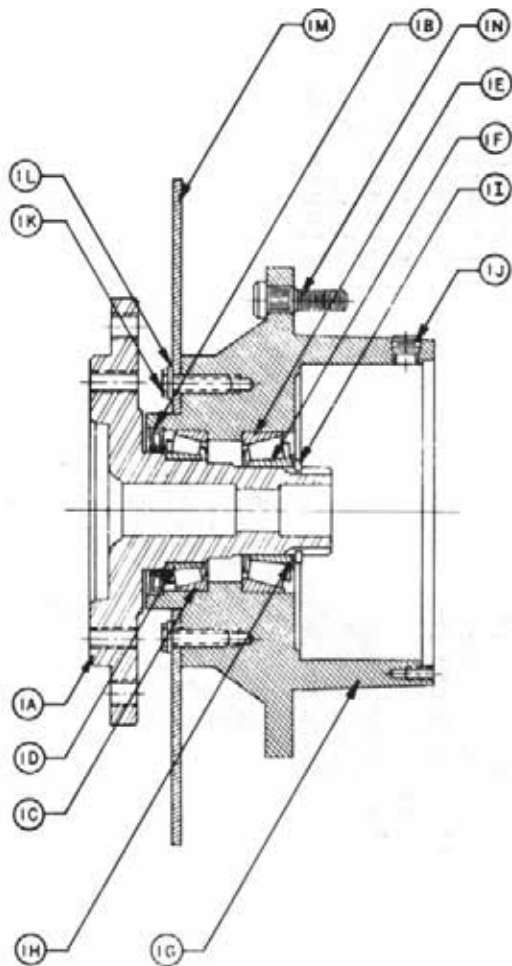


THIS DRAWING AND DESIGN IS THE PROPERTY OF / AND ALL PROPRIETARY RIGHTS ARE RESERVED TO / FAIRFIELD MFG. CO., INC. THE RECIPIENT AGREES NOT TO DISCLOSE TO ANY PERSON OR ORGANIZATION ANY INFORMATION REGARDING THE DESIGN OR MANUFACTURE OF THE ARTICLE REPRESENTED HEREON, OR USE SAME IN ANY WAY DETERMENTAL TO THE INTEREST OF FAIRFIELD MFG. CO., INC.

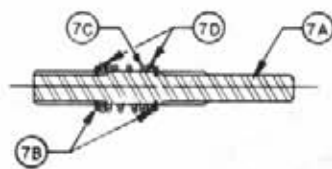
DRAFTSMAN Beck		DATE 10-8-73	FAIRFIELD MFG. Co., INC. LAFAYETTE, IND. 47505
CHECKER			
PROJECT ENG.			TITLE SERVICE LITERATURE
RELEASED			SCALE: DRAWING No. WIA & WIB

WHEEL DRIVE ASSEMBLY - 610516
 WIBFN0324

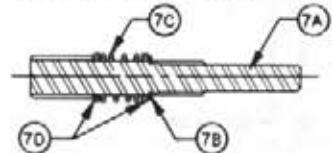
<u>ITEMS</u>	<u>DESCRIPTION</u>	<u>PART NO.</u>	<u>QTY.</u>
1	Hub-Spindle Sub-Assebnly	-----	
1A	Spindle	610158	1
1B	Seal	610519	1
1C	Bearing Cup	610520	1
1D	Bearing Cone	610521	1
1E	Bearing Cup	610907	1
1F	Bearing Cone	610908	1
1G	Hub	610522	1
1H	Spacer	610909	1
1I	Retainer Ring	610910	1
1J	pipe plug	610147	2
1N	Stud	610523	9
2	Internal Gear	610148	1
3	Carrier Assembly	610933	1
4	Ring Gear	610937	1
5	O-Ring	610903	2
6	Cover Assembly	610155	1
	Cover	610149	1
	Cover Cap	610914	1
	Bolt	610150	4
	Disconnect Cap	610901	1
	Disconnect Rod	610915	1
	O-Ring	610916	1
	O-Ring	610917	1
	pipe Nipple	610151	1
	ID Plate	610152	1
7	Input Shaft Assembly	610048	1
	Input Shaft	610046	1
	Retaining Ring	610936	1
	Spring	610145	1
	Spacer	610153	2
8	Input	610919	1
9	Thrust Spacer	610920	1
10	Thrust Spacer	610921	1
11	Thrust Washer	610922	2
12	Bolt	610930	12
13	Shoulder Bolt	610923	4
14	Coupling	610037	1
16	Flat Washer	610049	16



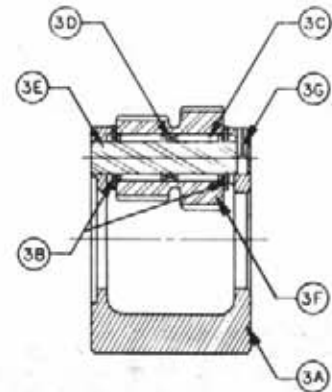
HUB-SPINDLE SUBASSEMBLY



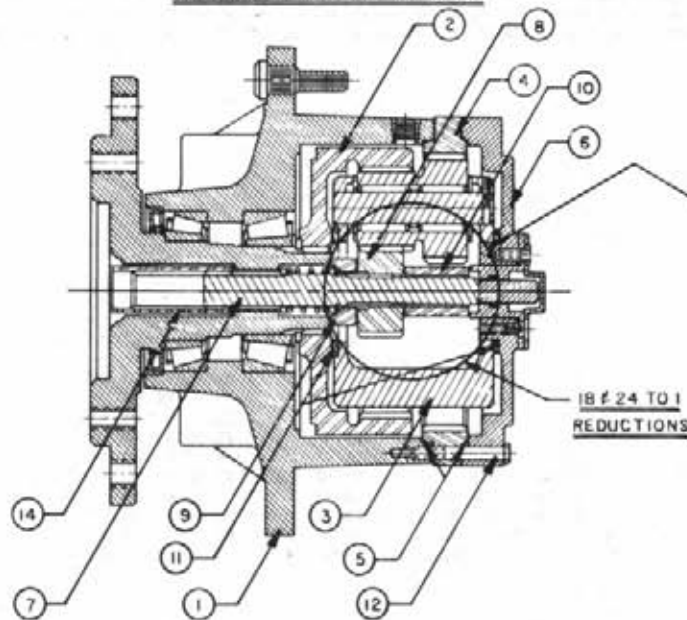
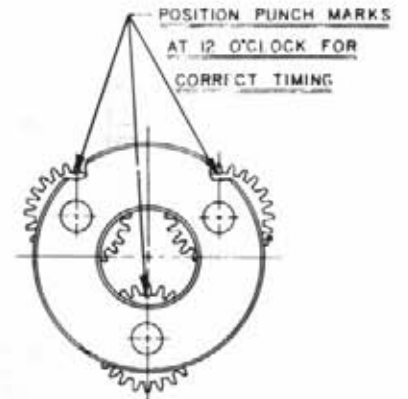
WIA INPUT SHAFT SUBASSEMBLY



WIB INPUT SHAFT SUBASSEMBLY



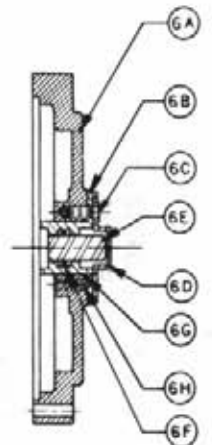
CARRIER SUBASSEMBLY



COMPLETE ASSEMBLY

18 & 24 TO 1
REDUCTIONS

30 & 35 & 68 TO 1
REDUCTIONS



COVER SUBASSEMBLY



VIEW OF SHOULDER BOLT

<p>THIS DRAWING AND DESIGN IS THE PROPERTY OF / AND ALL PROPRIETARY RIGHTS ARE RESERVED TO / FAIRFIELD MFG. CO., INC. THE RECIPIENT AGREES NOT TO DISCLOSE TO ANY PERSON OR ORGANIZATION ANY INFORMATION REGARDING THE DESIGN OR MANUFACTURE OF THE ARTICLE REPRESENTED HEREON, OR USE SAME IN ANY WAY DETRIMENTAL TO THE INTEREST OF FAIRFIELD MFG. CO., INC.</p>		<p>FAIRFIELD MFG. CO., INC. LAFAYETTE, IND. 47505</p>	
DRAFTSMAN	DATE	TITLE	
Beck	10-8-73	SERVICE LITERATURE	
CHECKER		SCALE: DRAWING No.	
PROJECT ENG.		WIA & WIB	
RELEASED			

WHEEL DRIVE ASSEMBLY - 437617
WIA440118

<u>ITEM</u>		<u>PART NO.</u>	<u>QTY.</u>	<u>DESCRIPTION</u>
1				Hub-Spindle Sub-Assembly
	1A	610156	1	Spindle
	1B	610052	1	Seal
	1C	610904	1	Bearing Cup
	1D	610905	1	Bearing Cone
	1E	610906	1	Bearing Cup
	1F	610907	1	Bearing Cone
	1G	610908	1	Bearing
	1H	610047	1	Hub
	1I	610909	1	Spacer
	1J	610910	1	Retaining Ring
	1K	610147	2	Pipe Plug
	1L	610147	2	Pipe Plug
	1M	610911	9	Stud
2		610148	1	Internal Gear
3		610912	1	Carrier Assembly
4		610929	1	Ring Gear
5		610903	2	O-Ring
6		610155	1	Cover Assembly
	6A	610149	1	Cover
	6B	610914	1	Cover Cap
	6C	610150	4	Bolt
	6D	610901	1	Disconnect Cap
	6E	610915	1	Disconnect Rod
	6F	610916	1	O-Ring
	6G	610917	1	O-Ring
	6H	610151	1	Pipe Plug
	6J	610152	1	ID Plate
7		610158	1	Input Shaft Assembly
	7A	610159	1	Input Shaft
	7B	610936	2	Retaining Ring
	7C	610145	2	Spring
	7D	610153	1	Spacer
8		610919	2	Input Gear
9		610920	1	Thrust Spacer
10		610921	1	Thrust Spacer
11		610922	1	Thrust Washer
12		610930	2	Bolt
13		610923	12	Shoulder Bolt
14		610931	4	Coupling
16		610049	1	Flat Washer
17		610160	16	Retaining Ring

NOTICE

The following three pages contain decals for the 1989 8250.

These decals can be obtained from Hagie Mfg. Co. and should be used whenever your machine is repainted or when the decals become worn, weathered or faded.

Special attention should be paid to decals involving personal safety. They have been attached for your protection.

KEEP THEM IN PLACE.

Contact: Hagie Manufacturing Co.
Box 273, Clarion, Iowa 50525

8250 DECAL

QTY	P/N	DESCRIPTION	LOCATION
1	650814	PARK BRAKE DECAL	NEAR PARKING BRAKE LEVER
2	650847	NO PASSENGER DECAL	(1) - LEFT REAR LEG (1) - LEFT INSIDE DOOR CHANNEL
1	650848	SLIP OR FALL DECAL	ON LEFT REAR LEG
1	650849	ENGINE FUEL DECAL	NEAR FUEL FILLER NECK
2	650850	CHEMICAL DECAL	ON SOLUTION TANK LIDS
2	650851	SHIELDS DECAL	ON SIDE OF TOP ENGINE COVER
1	650852	READ MANUAL DECAL	ON FRONT CAB MOUNTING ANGLE
1	650853	STEERING CONSOLE DECAL	ON STEERING COLUMN COVER
2	650777	250 GAL. SIGHT GAUGE	(1) - ON EACH SIGHT GAUGE MOUNT
1	650858	DO NOT USE ETHER DECAL	NEAR AIR CLEANER TUBE
1	650861	VENT SLIDE DECAL	ON AIR CONDITIONER CONSOLE
2	650865	HAGLE DECAL	ON SIDES OF TOP ENGINE COVER
2	650305	8250 DECAL	ON SIDES OF TOP ENGINE COVER
1	650868	BOOM FOLD DECAL	ON CONSOLE SHEET METAL
1	650869	BOOM LEVEL & LIFT DECAL	ON CONSOLE SHEET METAL
1	650881	CHOKE DECAL	ON CONSOLE SHEET METAL
1	650882	WIPER DECAL	ON CONSOLE SHEET METAL
1	650935	SPEEDOMETER	ON SPEEDOMETER GAUGE
1	650939	SPEED & TACH DECAL	ON CONSOLE SHEET METAL
1	650953	GASOLINE DECAL	NEAR FUEL FILLER NECK
1	650954	DIESEL DECAL	NEAR FUEL FILLER NECK
1	650957	OIL DECAL	ON CONSOLE SHEET METAL
1	650958	GEN DECAL	ON CONSOLE SHEET METAL
1	650967	THROTTLE DECAL	ON CONSOLE SHEET METAL
1	650968	HYDROSTATIC DECAL	ON CONSOLE SHEET METAL
1	650969	SPRAY PRESSURE DECAL	ON CONSOLE SHEET METAL
1	650970	AGITATOR DECAL	ON CONSOLE SHEET METAL
1	650973	BOOM SPRAY DECAL	ON CONSOLE SHEET METAL
1	650981	COOLING SYSTEM DECAL	NEAR RADIATOR CAP
1	650982	ELECTRICAL DECAL	LEFT HAND SIDE OF OIL TANK
4	650985	WHEEL BOLT TORQUE DECAL	ON EACH WHEEL RIM
1	650893	DIESEL START DECAL	CAB MOUNTING ANGLE

82550

650305 - 8250 DECAL



650850 - CHEMICAL DECAL



650848 - SLIP OR FALL DECAL



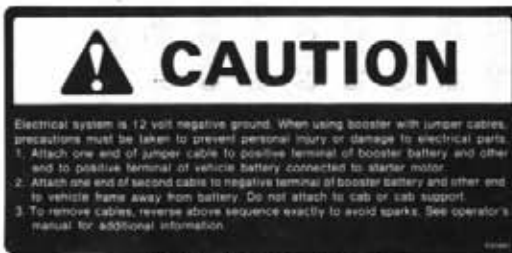
650814 - PARK BRAKE DECAL



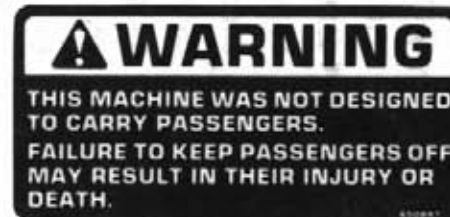
650981 - COOLING SYSTEM DECAL



650851 - SHIELDS DECAL



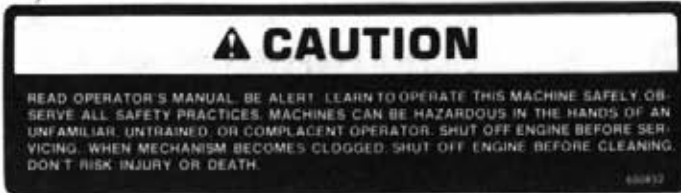
650982 - ELECTRICAL SYSTEM DECAL



650847 - NO PASSENGER DECAL



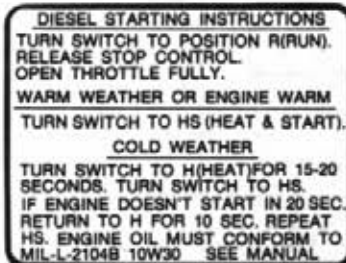
650853 - STEERING CONSOLE DECAL



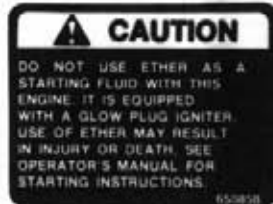
650852 - READ MANUAL DECAL



650953 - GASOLINE DECAL



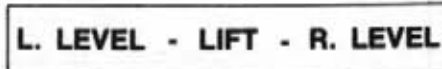
650983 - DIESEL START DECAL




650858 - DO NOT USE ETHER DECAL



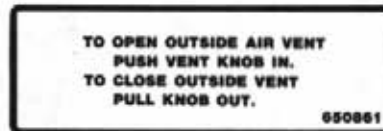
650954 - DIESEL DECAL




650869 - BOOM LEVEL AND LIFT DECAL



650975 - BOOM SPRAY DECAL




650861 - VENT SLIDE DECAL




650985 - WHEEL BOLT TORQUE DECAL



650868 - BOOM FOLD DECAL



650881 - CHOKE DECAL



650969 - SPRAY PRESSURE DECAL



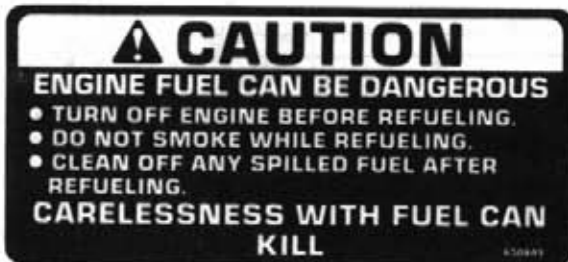
650970 - AGITATOR DECAL



650957 - OIL DECAL

650882 - WIPER DECAL

650958 - GEN DECAL



650849 - ENGINE FUEL DECAL



650935 - SPEEDOMETER DECAL



650939 - SPEED AND TACH DECAL

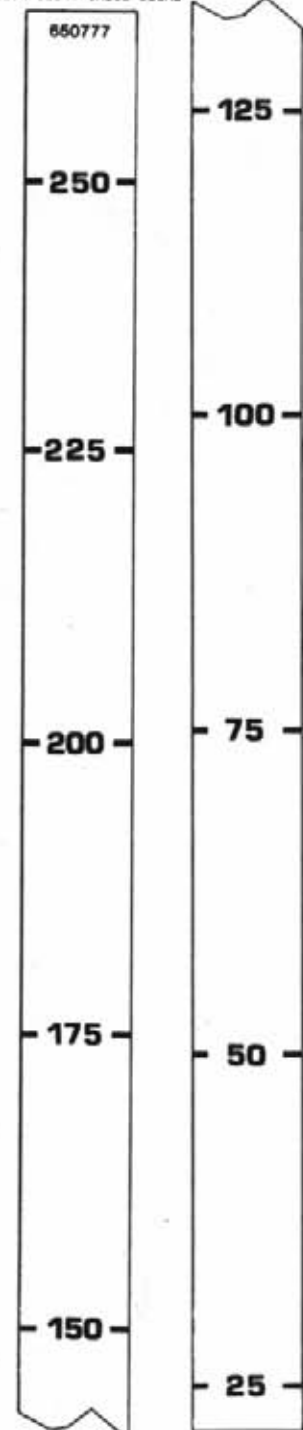


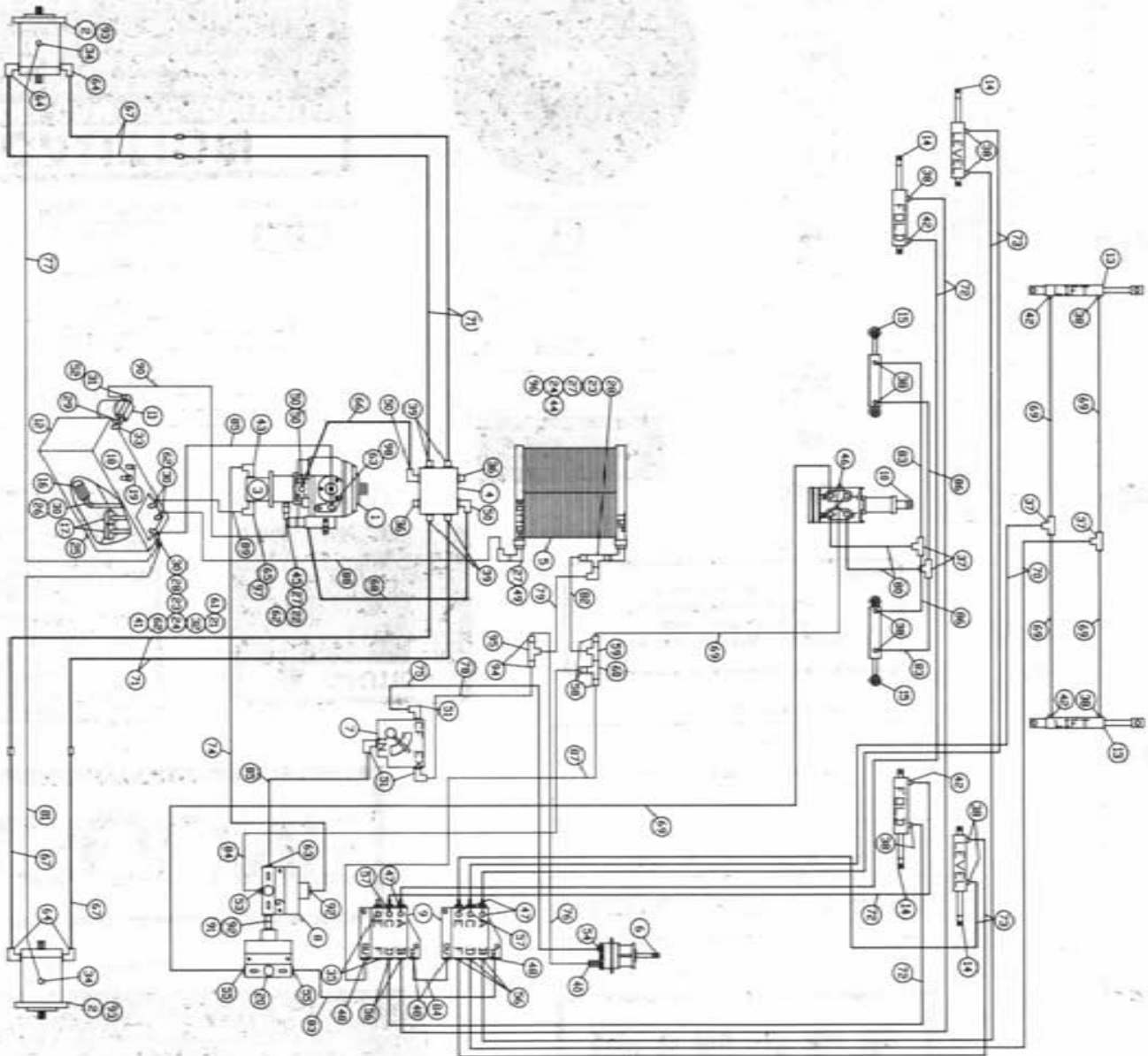
650967 - THROTTLE DECAL



650968 - HYDROSTATIC DECAL

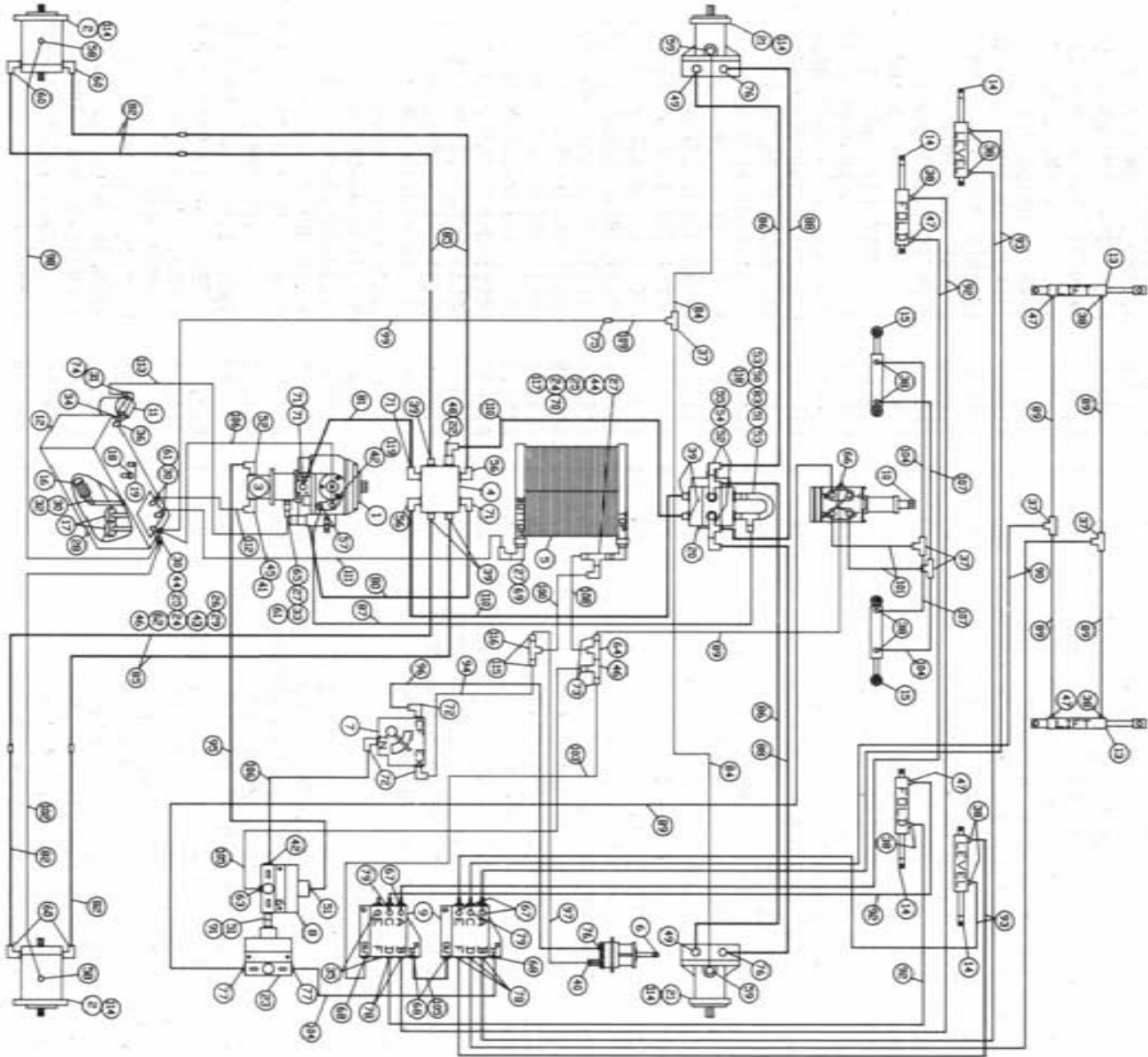
650777 - 250 GALLON SIGHT GAUGE DECAL





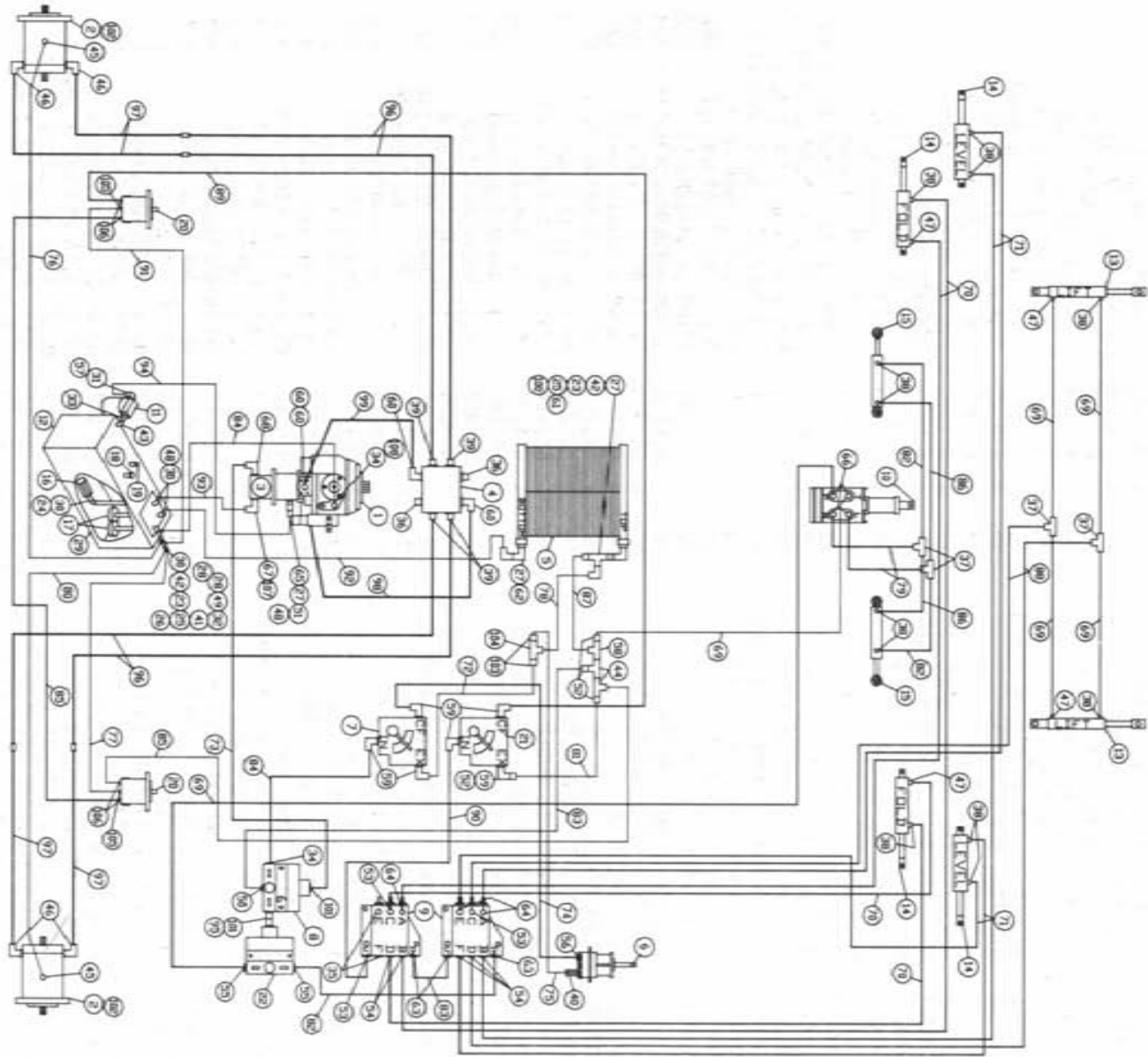
8250 TWD POLY TANK HYD SCHEMATIC 1989
REFERENCE DRAWING NO. 498282

DET. QTY PART NO. DESCRIPTION		DET. QTY PART NO. DESCRIPTION	
1	1 606882	50	4 618178
2	1 610030	51	3 618183
3	1 606885	52	1 715664
4	1 615612	53	1 618011
5	1 618088	54	1 618241
6	1 690341	55	2 618310
7	1 606818	56	5 618425
8	1 607518	57	2 618440
9	2 606585	58	3 618482
10	1 749150	59	1 618311
11	1 605601	60	1 618451
12	1 760097	61	1 618520
13	2 620499	62	3 714560
14	4 620052	63	2 618327
15	2 620080	64	4 618302
16	1 605600	65	1 618563
17	2 605603	66	1 615569
18	1 611051	67	4 615571
19	1 614453	68	1 615568
20	1 607504	69	6 611204
21	1 503000	70	2 611206
22	1 505110	71	4 611141
23	2 504702	72	4 614098
24	2 504955	73	4 614154
25	1 501102	74	1 610325
26	1 505203	75	1 614547
27	3 505200	76	1 614548
28	2 505213	77	1 614549
29	1 506602	78	1 614382
30	4 505300	79	1 615511
31	1 506410	80	2 615442
32	1 504210	81	1 615449
33	1 506303	82	1 614368
34	2 618496	83	3 616026
35	2 610185	84	2 616042
36	2 610186	85	2 615465
37	4 610193	86	2 616056
38	12 611122	87	1 616028
39	4 611127	88	1 601255
40	1 611145	89	1 601256
41	1 610300	90	1 601193
42	4 614365	91	1 618594
43	1 618535	92	2 611126
44	1 610305	93	2 611159
45	1 618090	94	2 618523
46	4 618109	95	1 618581
47	3 618119	96	1 618059
48	4 618126	97	1 618595
49	1 618138	98	1 618540



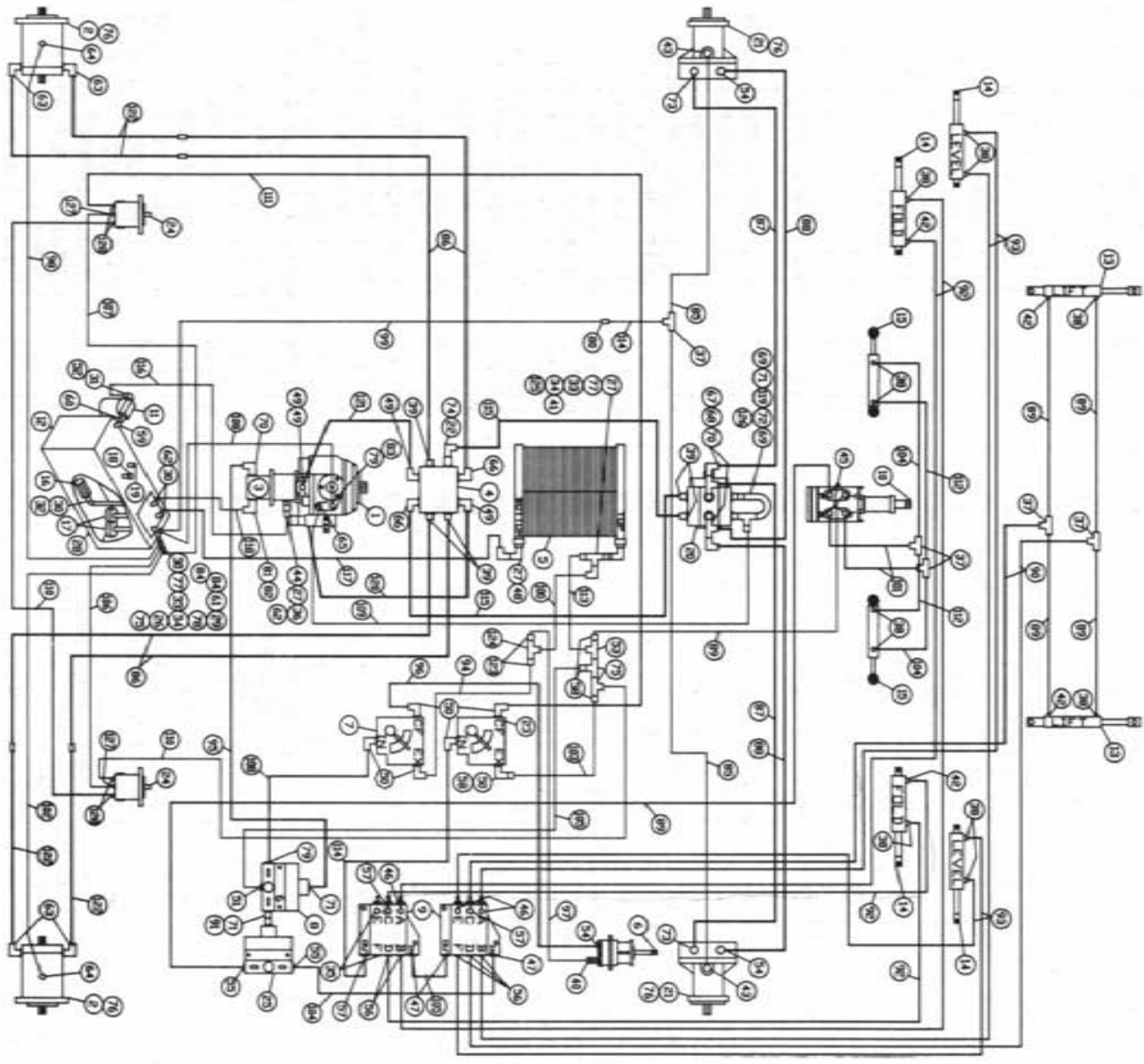
8250 FMD POLY TANK HYD SCHEMATIC 1989
 REFERENCE DRAWING NO. 498283

DET. QTY	PART NO.	DESCRIPTION	DET. QTY	PART NO.	DESCRIPTION
1	606882	SUND 23 SER PUMP B-MT 1.06CHG	61	714560	1 HOSE BARB-1MNP
2	610030	SUND WHL MTR EXTEN SHAFT 18	62	618520	1/4MNP RUN TEE-9/16MJIC
3	606885	CESSNA GEAR PUMP 1.78CI SPLINE	63	618011	9/16MJIC-3/8MNP ADPTR
4	615612	8200 HYD MANIF BLOCK 88	64	618311	3/4MJIC UNION TEE
5	618088	OIL COOLER BLISSFIELD	65	618090	1 5/16MOR-1FNPT ADPTR
6	690341	HYPRO CENTRIF PUMP 10GPM	66	618109	9/16MJIC-3/4MOR ADPTR
7	606818	FLO CONT FCR51 0-16GPM 7/8FOR	67	618119	9/16MJIC-9/16MOR LBO
8	607518	FLO DIV BGR56 6GPM PRI 7/8FOR	68	618126	9/16MJIC-9/16MOR ADPTR
9	606585	CESSNA 3SPL VALVE W/O RELIEF	69	618138	1IN HOSE BARB-90-1MNP
10	749150	STRG MTR NON-LOAD REACT 1008	70	610305	3/4MJIC-90-3/4MNP LBO
11	605601	GRESN FILTER 10 MICRON 40GPM	71	618178	1 5/16MJIC-90-1 5/16MOR LBO
12	760097	OIL TANK MLD 8240 1982	72	618183	3/4MJIC-90-7/8MOR LBO
13	620499	LIFT CYL 2.00 X 10.00	73	618482	3/4FJIC-9/16MJIC ADPTR
14	620052	HYD CYL, 2IN FOLD & LEVEL	74	715664	1 HOSE BARB-1 1/4MNP
15	620080	STRG CYL ASSY 1.50 X 6.0 1985	75	618314	3/4MJIC UNION
16	605600	MICHIGAN RESERVOIR FILTER	76	618241	3/4MJIC-90-3/4MOR LBO
17	605603	LINE SUMP DIFFUSER	77	618310	9/16MJIC-7/8MOR ADPTR
18	611051	PRESSURE CAP 3/4NPT 5LB	78	618425	9/16MJIC-45-9/16MOR LBO
19	614453	DIPSTICK, 8IN	79	618440	9/16MJIC-90-9/16MOR EX LG LBO
20	606003	GRESN SELECTOR VALVE DS-12	80	615568	HYD TUBE SUND PUMP 8240 LBO
21	610029	SUND WHL MTR 15 SERIES	81	615569	HYD TUBE SUND PUMP 8240 LH
22	610028	FLO CONTROL 16 GPM INLINE CES	82	615571	HYD TUBE ASSY 8240 REAR LEGS
23	607504	FLO DIV B50 2-8GPM 7/8 FOR	83	614198	FMD VALVE U-TUBE ASSY
24	504955	BLK PIPE TEE 3/4NPT	84	615450	06C1T-06FJX-06FJX45-112
25	504702	CLOSE NIPPLE 3/4NPT	85	611141	12TMM-12FJX-12MJ-53
26	610300	3/4MJIC-3/4MNP ADPTR	86	615426	08TMM-08FJX90-10FJX-114
27	505200	BLK PIPE ST EL 90DEG INPT	87	614076	04C1T-06FJX-06FJX-119
28	501102	1/4 PIPE PLUG	88	615427	08TMM-08FJX-10FJX-107
29	503000	RED BUSH 1/2 MNP TO 1/4 FNPT	89	611204	04C1T-06FJX-06FJX-78
30	505300	BLK PIPE EL 90DEG INPT	90	611206	04C1T-6FJX-6FJX-66
31	506410	BLK PIPE ST EL 90DEG 1 1/4NPT	91	618594	7/8FJIC SMIV-78MOR ADPTR
32	505203	BLK PIPE NIPPLE INPT-4 IN	92	614098	04C1A-06FJX-06FJX-201
33	505110	BLK PIPE ST EL 45DEG INPT	93	614154	04C1T-06FJX-06FJX-221
34	506602	PIPE NIPPLE 1 1/4NPT-2 1/2	94	614382	08C1T-08FJX-08FJX-40
35	610185	9/16MOR PLUG	95	610325	10C1T-10FJX-10FJX-105
36	506303	BLK PIPE EL 90DEG 1 1/4NPT	96	614547	08C1T-08FJX-08FJX-140
37	610193	9/16MJIC BLKHD BRANCH TEE	97	614548	08C1T-08FJX-08FJX90-120
38	611122	9/16MJIC-90-1/4MNP LBO	98	614549	06C1T-06FJX-06FJX-130
39	611127	1 1/16MJIC-1 1/16MOR ADPTR	99	614425	08C1T-08FJX-08FJX-132
40	611145	3/4MJIC-90-1/2MNP LBO	100	615511	10C1T-10FJX-10FJX-60
41	618595	1 5/8MOR-1 1/16FOR ADPTR	101	615442	04C1T-06FJX-06FJX-55
42	618327	3/4MJIC-7/8MOR ADPTR	102	615449	06C1T-06FJX-06FJX-126
43	504210	RED BUSH 3/4 MNP TO 1/2 FNPT	103	616028	04C1A-06FJX-06FJX-47
44	505213	RED BUSH 1 TO 3/4 BLK MAL	104	616026	04C1A-06FJX-06FJX-37
45	618563	1IN HOSE BARB-90-1 1/16MOR	105	616042	04C1A-06FJX-06FJX-13
46	618451	3/4FJIC SM RUN TEE-3/4MJIC	106	615465	08C1T-08FJX-08FJX-33
47	614365	RESTRICTOR ELBOW ASSY .0422DIA	107	616056	04C1A-06FJX-06FJX-32
48	618279	1 1/16MJIC-90-7/8MOR LBO	108	614368	08C1T-08FJX-08FJX-60
49	611125	3/4MJIC-3/4MOR ADPTR	109	615473	06C1T-06FJX-08FJX-18
50	618130	7/8MOR RUN TEE-7/8MJIC	110	615589	08TMM-12FJX-12FJX-126
51	611126	7/8MJIC-7/8MOR ADPTR	111	601255	HOSE, 1.00 2BR RED X 104 LG
52	618535	7/8MJIC-90-1 1/16MOR LBO	112	601256	HOSE, 1.00 2BR RED X 31 LG
53	618132	1 1/16MOR-7/8FOR ADPTR	113	601193	HOSE, 1.00 2 BR RED X 42 LG
54	618333	7/8FJIC SM RUN TEE-7/8MJIC	114	611159	3/4MOR PLUG
55	618301	7/8MJIC-90-7/8FJIC SMIV LBO	115	618523	7/8FJIC-3/4MJIC ADPTR
56	618248	1 1/16MJIC-90-1 1/16MOR LBO	116	618581	7/8MJIC UNION TEE
57	618114	9/16MJIC-90-7/16MOR LBO	117	618059	7/8MJIC-3/4MNP ADPTR
58	618496	9/16MJIC-45-3/4MOR LBO	118	618557	7/8FJIC-9/16MJIC ADPTR
59	618115	9/16MJIC-90-3/4MOR LBO	119	618540	7/8MOR PLUG
60	618302	1 1/16MJIC-90-1 5/16MOR LBO			



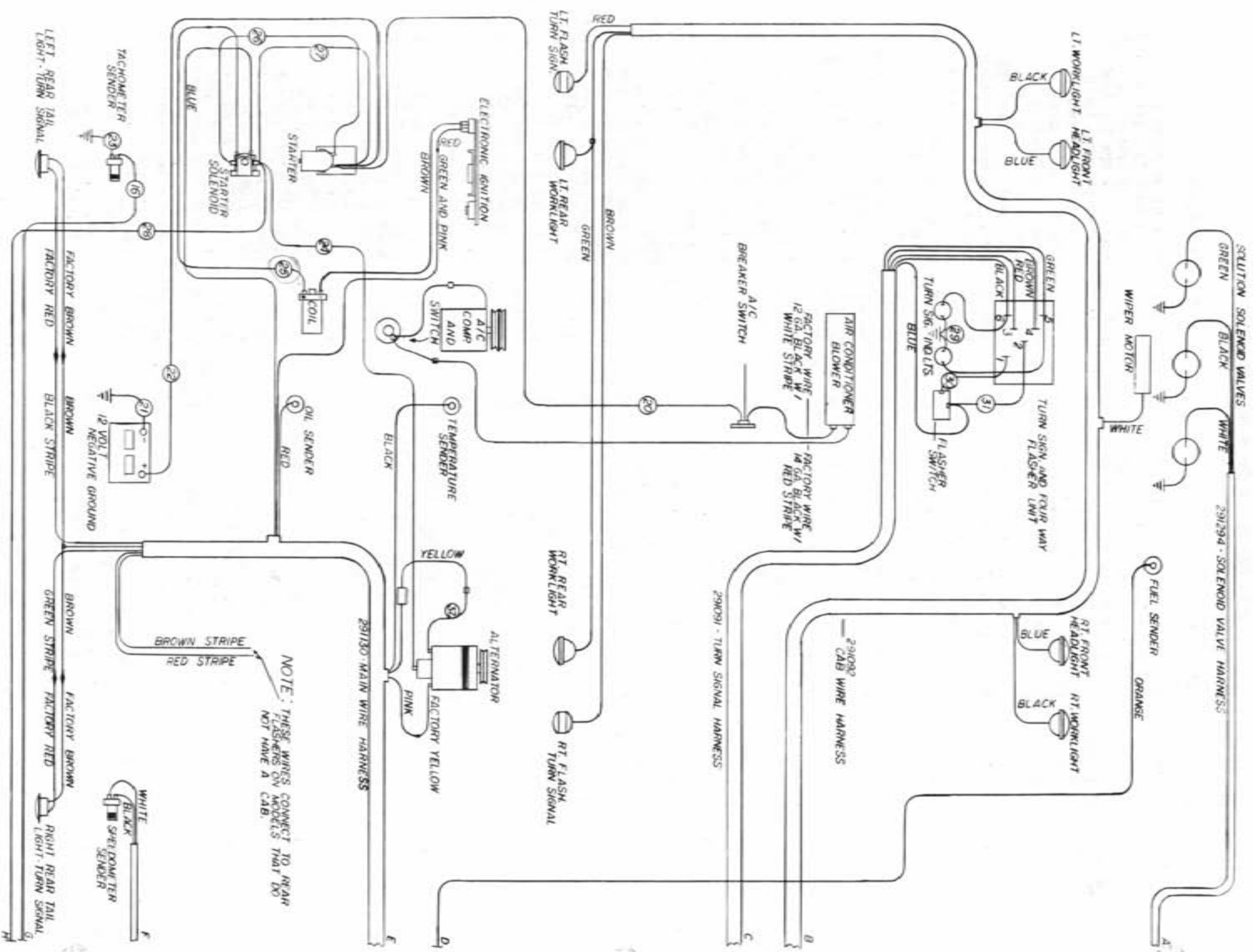
8250 TMD SS 250 GAL W/AGIT HYD SCHEM 1989
REFERENCE DRAWING NO. 498284

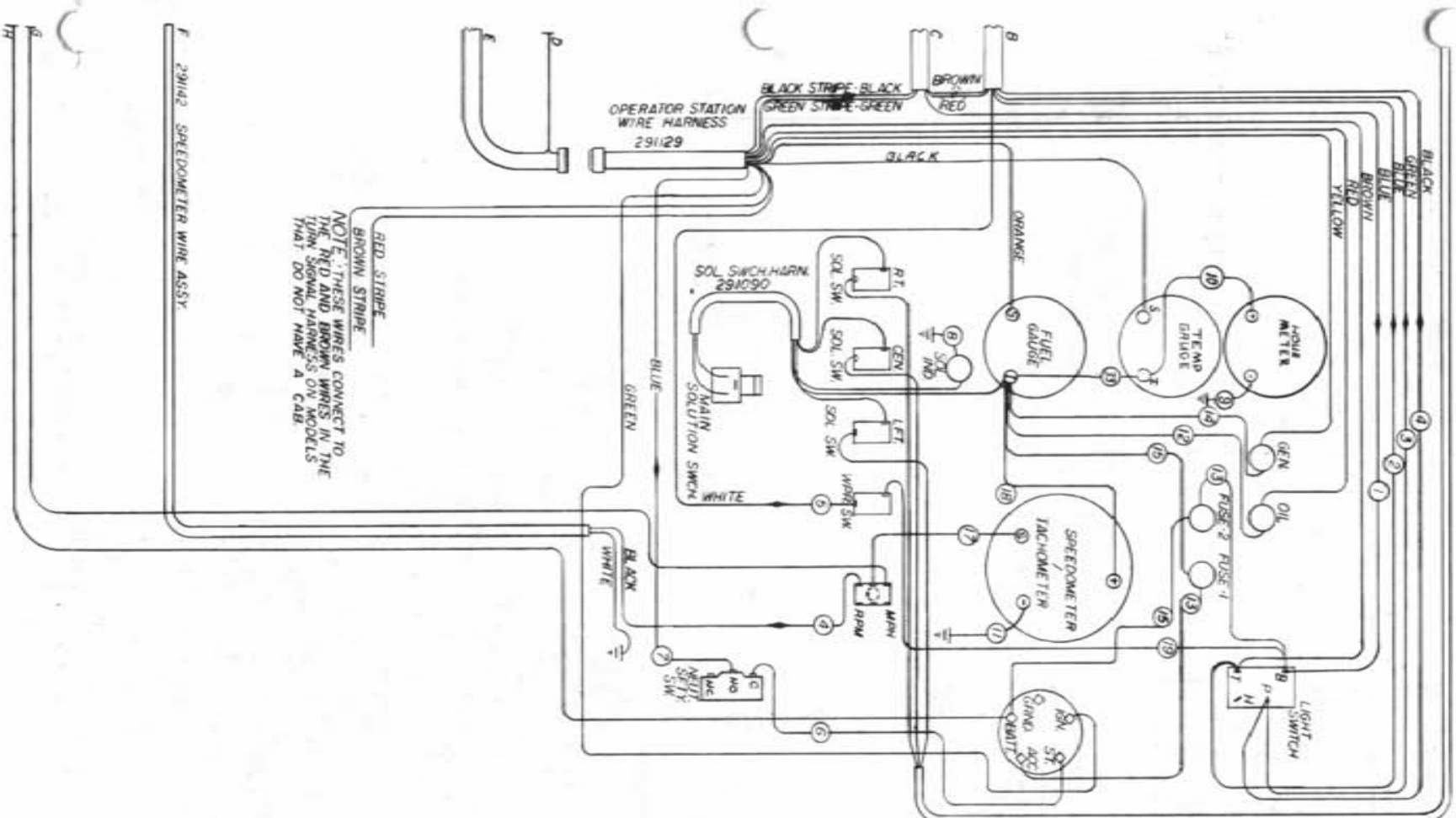
DET.	QTY	PART NO.	DESCRIPTION	DET.	QTY	PART NO.	DESCRIPTION
1	1	606882	SUND 23 SER PUMP B-MT 1.06CHG	55	2	618310	9/16MJIC-7/8MOR ADPTR
2	2	610030	SUND WHL MTR EXTEN SHAFT 18	56	3	618241	3/4MJIC-90-3/4MOR LBO
3	1	606885	CESSNA GEAR PUMP 1.78CI SPLINE	57	1	715664	1 HOSE BARB-1 1/4MNPT
4	1	615612	8200 HYD MANIF BLOCK 88	58	1	618311	3/4MJIC UNION TEE
5	1	618088	OIL COOLER BLISSFIELD	59	6	618183	3/4MJIC-90-7/8MOR LBO
6	1	690341	HYPRO CENTRIF PUMP 10GPM	60	4	618178	1 5/16MJIC-90-1 5/16MOR LBO
7	1	606818	FLO CONT FCR51 0-16GPM 7/8FOR	61	1	610305	3/4MJIC-90-3/4MNPT LBO
8	1	607518	FLO DIV BGR56 6GPM PRI 7/8FOR	62	1	618138	1IN HOSE BARB-90-1MNPT
9	2	606585	CESSNA 3SPL VALVE W/O RELIEF	63	3	618126	9/16MJIC-9/16MOR ADPTR
10	1	749150	STRG MTR NON-LOAD REACT 1008	64	3	618119	9/16MJIC-90-9/16MOR LBO
11	1	605601	GRESEN FILTER 10 MICRON 40GPM	65	1	618090	1 5/16MOR-1FNPT ADPTR
12	1	760097	OIL TANK WLD 8240 1982	66	4	618109	9/16MJIC-3/4MOR ADPTR
13	2	620499	LIFT CYL 2.00 X 10.00	67	1	618563	1IN HOSE BARB-90-1 1/16MOR
14	4	620052	HYD CYL, 2IN FOLD & LEVEL	68	1	618535	7/8MJIC-90-1 1/16MOR LBO
15	2	620080	STRG CYL ASSY 1.50 X 6.0 1985	69	6	611204	04C1T-06FJX-06FJX-78
16	1	605600	MICHIGAN RESERVOIR FILTER	70	4	614098	04C1A-06FJX-06FJX-201
17	2	605603	LINE SUMP DIFFUSER	71	4	614154	04C1T-06FJX-06FJX-221
18	1	611051	PRESSURE CAP 3/4NPT 5LB	72	1	614382	08C1T-08FJX-08FJX-40
19	1	614453	DIPSTICK, 8IN	73	1	610325	10C1T-10FJX-10FJX-105
20	2	610510	CESSNA GEAR MOTOR 1.48CI	74	1	614547	08C1T-08FJX-08FJX90-144
21	1	606827	FLO CONT FCS1 0-3 VARI 7/8FOR	75	1	614548	08C1T-08FJX-08FJX90-120
22	1	607504	FLO DIV B50 2-8GPM 7/8 FOR	76	1	614549	06C1T-06FJX-06FJX-140
23	2	504702	CLOSE NIPPLE 3/4NPT	77	1	615474	04C1T-06FJX-06FJX45-90
24	1	505203	BLK PIPE NIPPLE INPT-4 IN	78	1	615511	10C1T-10FJX-10FJX-60
25	2	504955	BLK PIPE TEE 3/4NPT	79	2	615442	04C1T-06FJX-06FJX-55
26	1	610300	3/4MJIC-3/4MNPT ADPTR	80	1	615449	06C1T-06FJX-06FJX-126
27	3	505200	BLK PIPE ST EL 90DEG INPT	81	1	616028	04C1A-06FJX-06FJX-47
28	2	618486	9/16FJIC SM RUN TEE-9/16MJIC	82	3	616026	04C1A-06FJX-06FJX-37
29	1	501102	1/4 PIPE PLUG	83	2	616042	04C1A-06FJX-06FJX-13
30	4	505300	BLK PIPE EL 90DEG INPT	84	2	615465	08C1T-08FJX-08FJX-33
31	1	506410	BLK PIPE ST EL 90DEG 1 1/4NPT	85	2	615455	06C1T-08FJX-08FJX-185
32	1	503000	RED BUSH 1/2 MNPT TO 1/4 FNPT	86	2	616056	04C1A-06FJX-06FJX-32
33	1	506602	PIPE NIPPLE 1 1/4NPT-2 1/2	87	2	614368	08C1T-08FJX-08FJX-60
34	2	618327	3/4MJIC-7/8MOR ADPTR	88	2	611206	04C1T-6FJX-6FJX-66
35	2	610185	9/16MOR PLUG	89	1	615462	08C1T-08FJX-08FJX90-180
36	2	610186	1 1/16MOR PLUG	90	1	615473	06C1T-06FJX-08FJX-18
37	4	610193	9/16MJIC BLKHD BRANCH TEE	91	1	614152	04C1A-06FJX-06FJX-114
38	12	611122	9/16MJIC-90-1/4MNPT LBO	92	1	601255	HOSE, 1.00 2BR RED X 104 LG
39	4	611127	1 1/16MJIC-1 1/16MOR ADPTR	93	1	601256	HOSE, 1.00 2BR RED X 31 LG
40	1	611145	3/4MJIC-90-1/2MNPT LBO	94	1	601193	HOSE, 1.00 2 BR RED X 42 LG
41	1	504210	RED BUSH 3/4 MNPT TO 1/2 FNPT	95	1	618594	7/8FJIC SWIV-78MOR ADPTR
42	2	505213	RED BUSH 1 TO 3/4 BLK MAL	96	4	611141	12TWM-12FJX-12MJ-53
43	1	506303	BLK PIPE EL 90DEG 1 1/4NPT	97	4	615571	HYD TUBE ASSY 8240 REAR LEGS
44	2	618451	3/4FJIC SW RUN TEE-3/4MJIC	98	1	615568	HYD TUBE SUND PUMP 8240 RH
45	2	618496	9/16MJIC-45-3/4MOR LBO	99	1	615569	HYD TUBE SUND PUMP 8240 LH
46	4	618302	1 1/16MJIC-90-1 5/16MOR LBO	100	1	618059	7/8MJIC-3/4MNPT ADPTR
47	4	614365	RESTRICTOR ELBOW ASSY .042DIA	101	2	611126	7/8MJIC-7/8MOR ADPTR
48	3	714560	1 HOSE BARB-1MNPT	102	2	611159	3/4MOR PLUG
49	1	618520	1/4MNPT RUN TEE-9/16MJIC	103	2	618523	7/8FJIC-3/4MJIC ADPTR
50	1	618011	9/16MJIC-3/8MNPT ADPTR	104	1	618581	7/8MJIC UNION TEE
51	1	505110	BLK PIPE ST EL 45DEG INPT	105	2	611121	9/16MJIC-1/4MNPT ADPTR
52	4	618482	3/4FJIC-9/16MJIC ADPTR	106	4	618474	3/4MJIC-90-1 1/16MOR LBO
53	3	618440	9/16MJIC-90-9/16MOR EX LG LBO	107	1	618595	1 5/8MOR-1 1/16FOR ADPTR
54	5	618425	9/16MJIC-45-9/16MOR LBO	108	1	618540	7/8MOR PLUG



8250 FWD SS 250 GAL W/AGIT HYD SCHEM 89
REFERENCE DRAWING NO. 498285

DET.	QTY	PART NO.	DESCRIPTION	DET.	QTY	PART NO.	DESCRIPTION
1	1	606882	SUND 23 SER PUMP B-MT 1.06CHG	65	1	618114	9/16MJIC-90-7/16MOR LBO
2	2	610030	SUND WHL MTR EXTEN SHAFT 18	66	2	618248	1 1/16MJIC-90-1 1/16MOR LBO
3	1	606885	CESSNA GEAR PUMP 1.78CI SPINE	67	2	618301	7/8MJIC-90-7/8FJIC SWIV LBO
4	1	615612	8200 HYD MANIF BLOCK 88	68	2	618333	7/8FJIC SW RUN TEE-7/8MJIC
5	1	618088	OIL COOLER BLISSFIELD	69	2	618132	1 1/16MOR-7/8FOR ADPTR
6	1	690341	HYPRD CENTRIF PUMP 106PM	70	3	618535	7/8MJIC-90-1 1/16MOR LBO
7	1	606818	FLO CONT FCR51 0-16 VARI 7/80	71	3	611126	7/8MJIC-7/8MOR ADPTR
8	1	607518	FLO DIV BGR56 6GPM PRI 7/8FOR	72	1	618130	7/8MOR RUN TEE-7/8MJIC
9	2	606585	CES 35PL VALVE 1978	73	2	611125	3/4MJIC-3/4MOR ADPTR
10	1	749150	STRG MTR NON-LOAD REACT 1008	74	3	618279	1 1/16MJIC-90-7/8MOR LBO
11	1	605601	GRESENFILT 10MICRON 406PM	75	3	618451	3/4FJIC SW RUN TEE-3/4MJIC
12	1	760097	OIL TANK WLD 8240 1982	76	4	611159	3/4MOR PLUG
13	2	620499	LIFT CYL 647 470 1978	77	2	505213	RED BUSH 1 TO 3/4 BLK MAL
14	4	620052	HYD CYL, 2IN FOLD & LEVEL	78	1	504210	RED BUSH 3/4 MNPT TO 1/2 FNPT
15	2	620080	STRG CYL ASSY 1.50 X 6.0 1985	79	2	618327	3/4MJIC-7/8MOR ADPTR
16	1	605600	MICHIGAN RESERVOIR FILT	80	1	618314	3/4MJIC UNION
17	2	605603	LINE SUMP DIFUSER	81	1	618563	1IN HOSE BARB-90-1 1/16MOR
18	1	611051	PRESSURE CAP 3/4NPT 5LB	82	1	618595	1 5/8MOR-1 1/16FOR ADPTR
19	1	614453	DIPSTICK, 8IN	83	1	618540	7/8MOR PLUG
20	1	606003	GRESEN SELECTOR VALVE DS-12	84	1	618486	9/16FJIC SW RUN TEE-9/16MJIC
21	2	610029	SUND WHL MTR 15 SERIES	85	2	615450	06C1T-06FJX-06FJX45-112
22	1	610028	FLOW CONTROL 16 GPM 64OFUD SU	86	4	611141	12TMM-12FJX-12MJ-53
23	1	606827	FLO CONT FCS1 0-3 VARI 7/8FOR	87	2	615426	08TMM-08FJX90-10FJX-114
24	2	610510	CESSNA GEAR MOTOR 1.48CI	88	6	615427	08TMM-08FJX-10FJX-107
25	1	607504	FLO DIV 850 2-8GPM 7/8 FOR	89	6	611204	04C1T-06FJX-06FJX-78
26	1	610300	3/4MJIC-3/4MNPT ADPTR	90	2	611206	04C1T-6FJX-6FJX-66
27	3	505200	BLK PIPE ST EL 90DEG INPT	91	1	618594	7/8FJIC SWIV-78MOR ADPTR
28	1	501102	1/4 PIPE PLUG	92	4	614098	04C1A-06FJX-06FJX-201
29	1	503000	RED BUSH 1/2 MNPT TO 1/4 FNPT	93	4	614154	04C1T-06FJX-06FJX-221
30	4	505300	BLK PIPE EL 90DEG INPT	94	1	614382	08C1T-08FJX-08FJX-40
31	1	506410	BLK PIPE ST EL 90DEG 1 1/4NPT	95	1	610325	10C1T-10FJX-10FJX-105
32	1	505203	BLK PIPE NIPPLE INPT-4 IN	96	1	614547	08C1T-08FJX-08FJX90-144
33	2	504702	CLOSE NIPPLE 3/4NPT	97	1	614548	08C1T-08FJX-08FJX90-120
34	2	504955	BLK PIPE TEE 3/4NPT	98	1	614549	06C1T-06FJX-06FJX-140
35	2	610185	9/16MOR PLUG	99	1	614425	08C1T-08FJX-08FJX-132
36	1	505110	BLK PIPE ST EL 45DEG INPT	100	1	615511	10C1T-10FJX-10FJX-60
37	5	610193	9/16MJIC BLKHD BRANCH TEE	101	2	615442	04C1T-06FJX-06FJX-55
38	12	611122	9/16MJIC-90-1/4MNPT LBO	102	1	615449	06C1T-06FJX-06FJX-126
39	5	611127	1 1/16MJIC-1 1/16MOR ADPTR	103	1	616028	04C1A-06FJX-06FJX-47
40	1	611145	3/4MJIC-90-1/2MNPT LBO	104	3	616026	04C1A-06FJX-06FJX-37
41	1	610305	3/4MJIC-90-3/4MNPT LBO	105	2	616042	04C1A-06FJX-06FJX-13
42	4	614365	RESTRICTOR EL ASSY,.042DIA	106	1	615474	04C1T-06FJX-06FJX45-90
43	2	618115	9/16MJIC-90-3/4MOR LBO	107	1	614152	04C1A-06FJX-06FJX-114
44	1	618090	1 5/16MOR-1FNPT ADPTR	108	2	615465	08C1T-08FJX-08FJX-33
45	4	618109	9/16MJIC-3/4MOR ADPTR	109	1	614076	04C1T-08FJX-06FJX-119
46	3	618119	9/16MJIC-90-9/16MOR LBO	110	2	615455	06C1T-08FJX-08FJX-185
47	3	618126	9/16MJIC-9/16MOR ADPTR	111	1	615462	08C1T-08FJX-08FJX90-180
48	1	618138	1IN HOSE BARB-90-1MNPT	112	2	616056	04C1A-06FJX-06FJX-32
49	4	618178	1 5/16MJIC-90-1 5/16MOR LBO	113	1	614368	08C1T-08FJX-08FJX-60
50	6	618183	3/4MJIC-90-7/8MOR LBO	114	2	615473	06C1T-06FJX-08FJX-18
51	1	618011	9/16MJIC-3/8MNPT ADPTR	115	2	615589	08TMM-12FJX-12FJX-126
52	1	715664	1 HOSE BARB-1 1/4MNPT	116	1	601193	HOSE, 1IN X 42 2BR RED
53	1	618311	3/4MJIC UNION TEE	117	1	601255	HOSE, 1.00 2BR RED X 104 LG
54	3	618241	3/4MJIC-90-3/4MOR LBO	118	1	601256	HOSE, 1.00 2BR RED X 31 LG
55	2	618310	9/16MJIC-7/8MOR ADPTR	119	1	614198	FWD VALVE U TUBE ASSY
56	5	618425	9/16MJIC-45-9/16MOR LBO	120	1	615568	HYD TUBE SUND PUMP 8240 RH
57	3	618440	9/16MJIC-90-9/16MOR EX LG LBO	121	1	615569	HYD TUBE SUND PUMP 8240 LH
58	4	618482	3/4FJIC-9/16MJIC ADPTR	122	4	615571	HYD TUBE ASSY 8240 REAR LEGS
59	1	506303	BLK PIPE EL 90DEG 1 1/4NPT	123	2	618523	7/8FJIC-3/4MJIC ADPTR
60	1	506602	PIPE NIPPLE 1 1/4 NPT-2 1/2	124	1	618581	7/8MJIC UNION TEE
61	1	618520	1/4MNPT RUN TEE-9/16MJIC	125	1	618059	7/8MJIC-3/4MNPT ADPTR
62	3	714560	1 HOSE BARB-1MNPT	126	1	618557	7/8FJIC-9/16MJIC ADPTR
63	4	618302	1 1/16MJIC-90-1 5/16MOR LBO	127	2	611121	9/16MJIC-1/4MNPT ADPTR
64	2	618496	9/16MJIC-45-3/4MOR LBO	128	4	618474	3/4MJIC-90-1 1/16MOR LBO



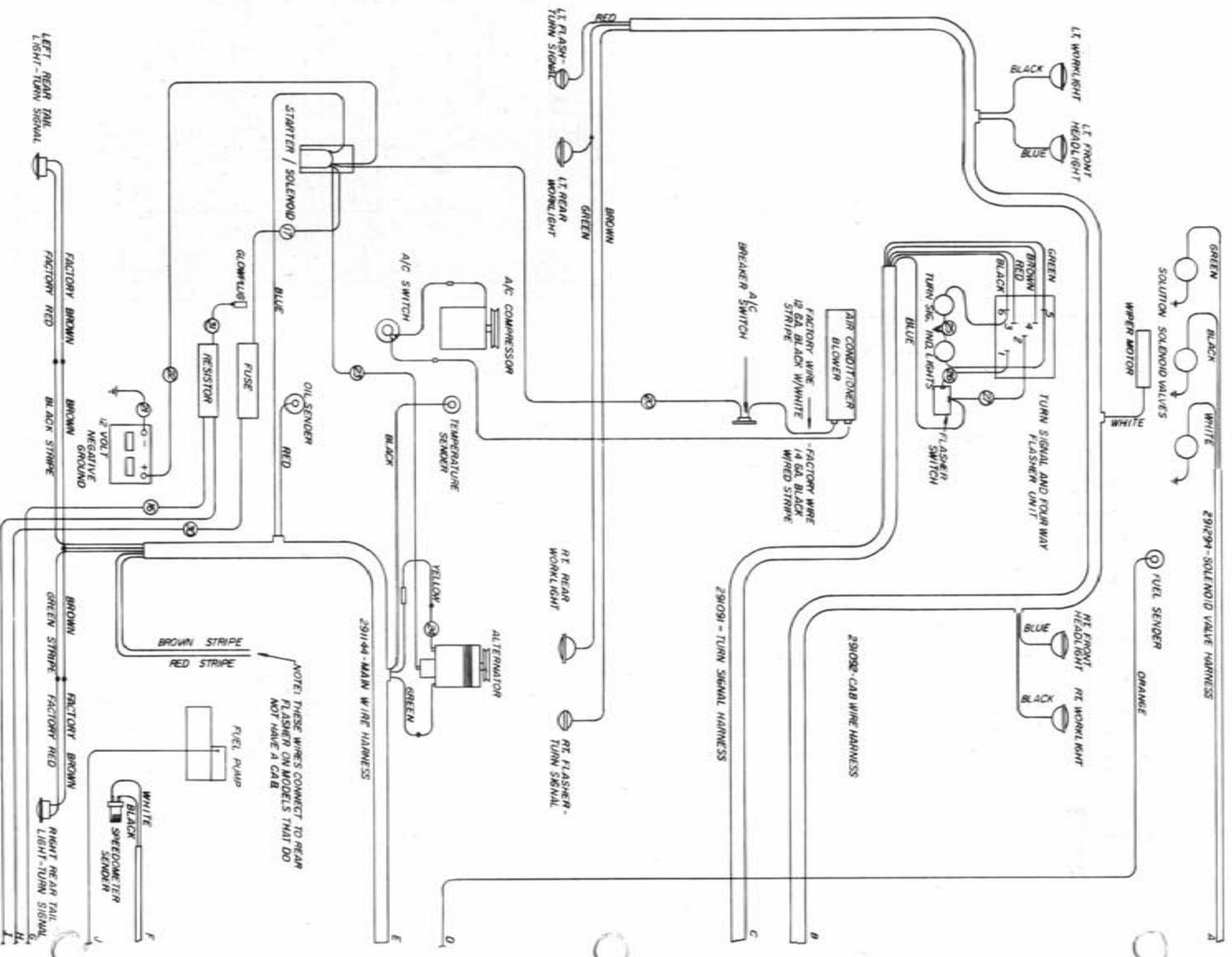


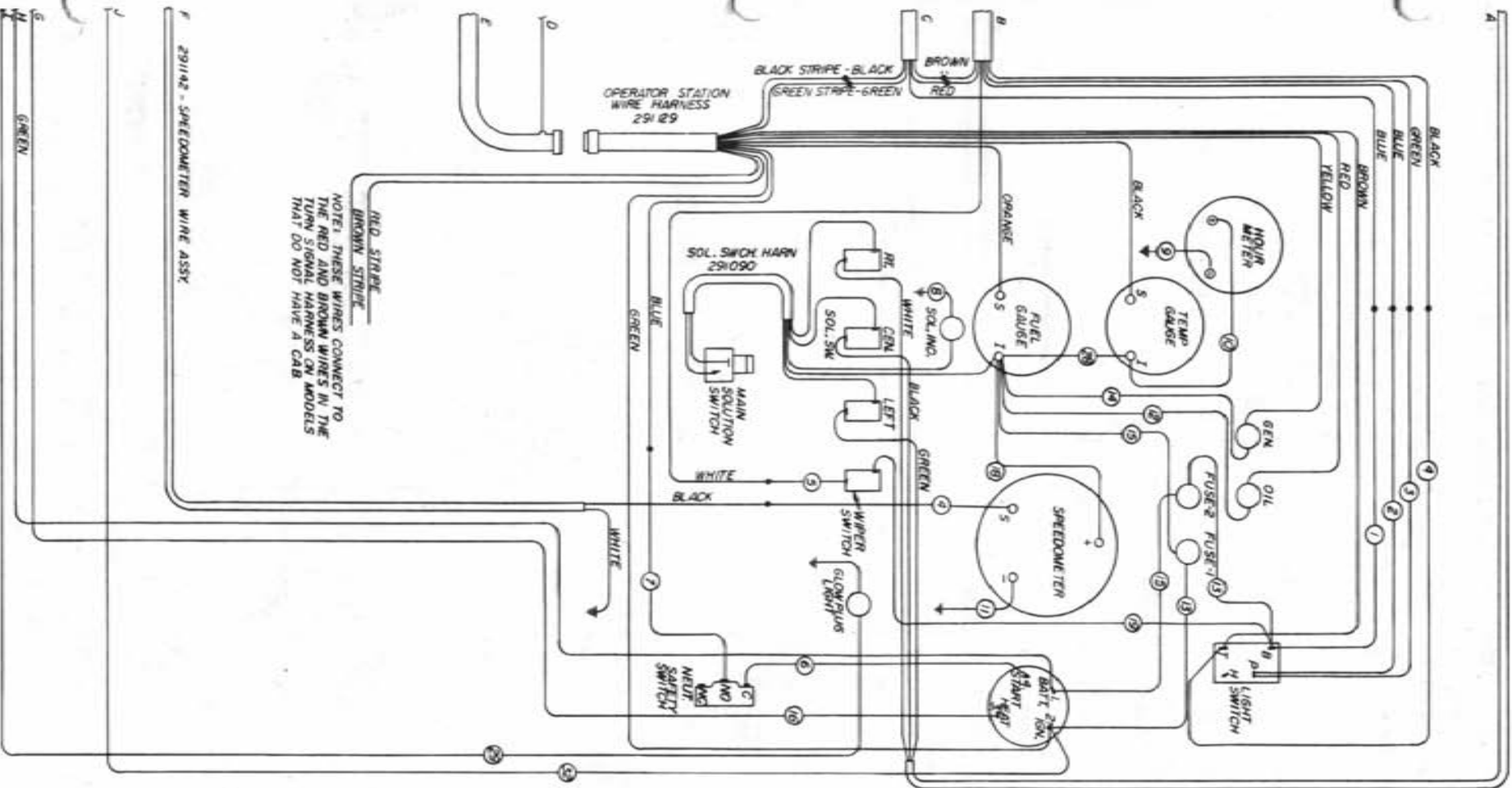
37/1297435	16 GA. BAY X 6"
38/1291147	14 GA. YELLOW X 8"
37/1291109	14 GA. RED X 5"
30/1291108	14 GA. BLUE X 5"
29/1291107	14 GA. BLUE X 3"
28/1291454	14 GA. WIRE X 17"
27/1291278	10 GA. RED X 12"
26/1291276	10 GA. BLUE X 14"
25/1291441	10 GA. RED X 18"
24/1291453	10 GA. BLUE X 14"
23/1291277	16 GA. BLUE X 14"
22/1291128	48" BATTERY CABLE
21/1290771	GROUND STRAP
20/1291141	10 GA. WHITE X 135"
19/1291452	14 GA. RED X 12"
18/1297401	14 GA. RED X 6"
17/1291476	14 GA. RED X 14"
16/1291460	14 GA. BLUE X 15.9"
15/1291445	14 GA. RED X 10"
14/1291442	14 GA. RED X 9"
13/1291441	14 GA. GREEN X 9"
12/1291440	14 GA. RED X 6"
11/1291421	14 GA. GREEN X 6"
10/1291740	14 GA. WHITE X 6"
9/1291139	14 GA. WHITE X 16"
8/1291138	14 GA. WHITE X 10"
7/1291137	14 GA. BLUE X 6"
6/1291136	14 GA. BLUE X 12"
5/1291135	14 GA. WHITE X 5"
4/1291134	14 GA. BLACK X 5"
3/1291133	14 GA. GREEN X 5"
2/1291132	14 GA. BLUE X 5"
1/1291131	14 GA. BLUE X 10"

WIRING DIAGRAM - 8240 - GAS
 CHRYSLER 8250

498132

DRIVEN AND LABEL



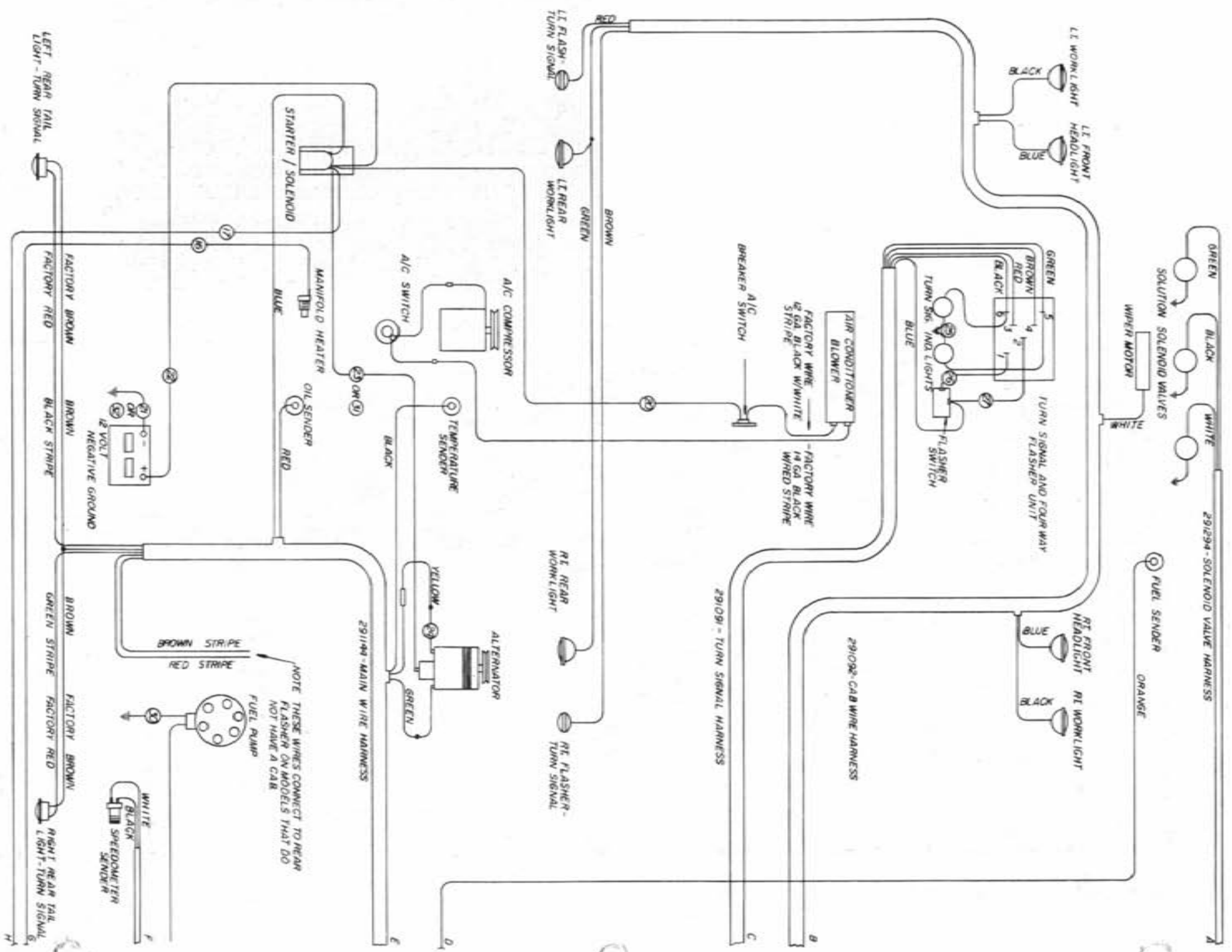


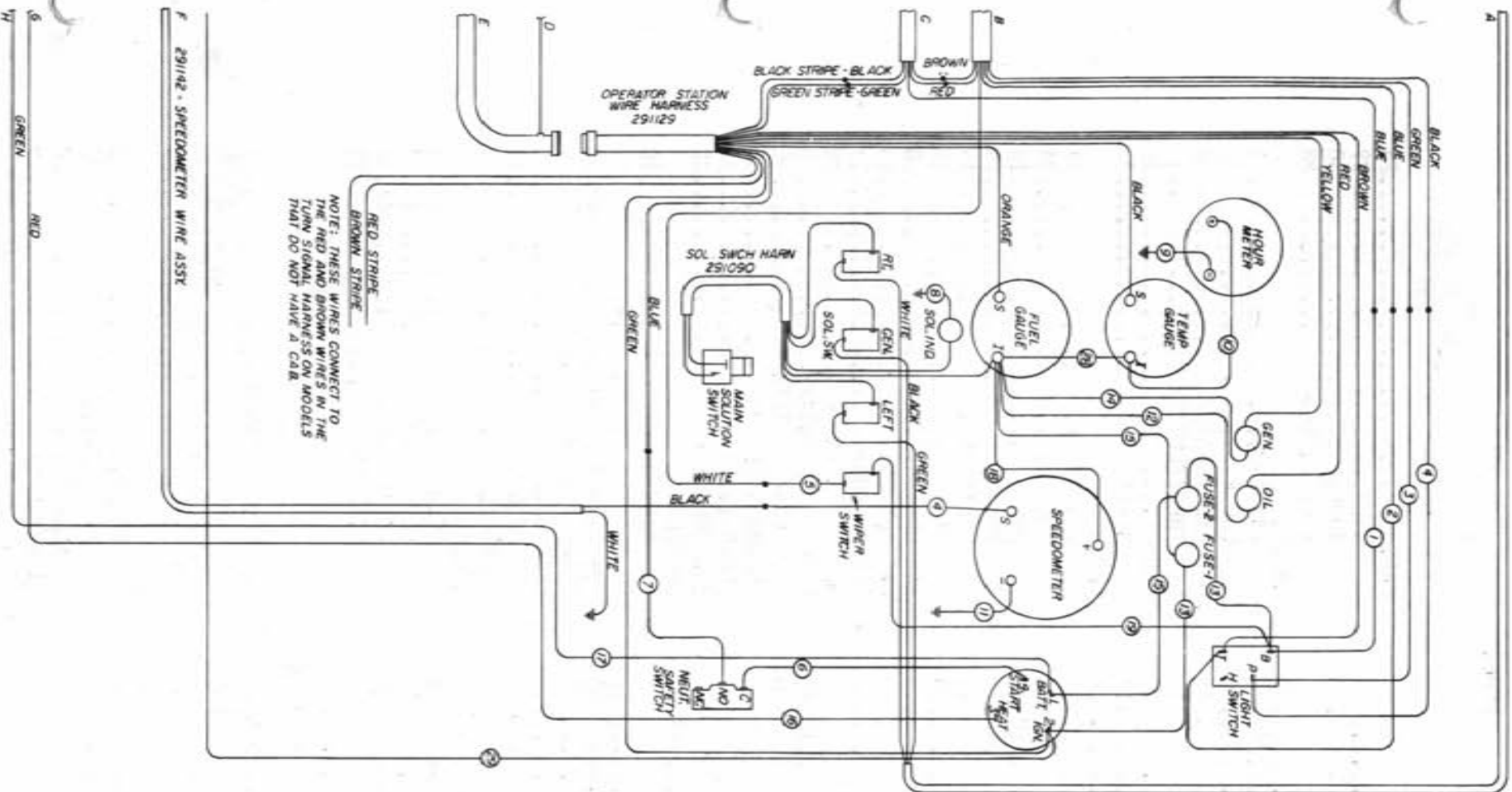
21	291187	10 GA. RED *10"
21	291190	10 GA. WHITE *20"
20	291196	10 GA. GREEN *10"
29	291189	11 GA. ORANGE *10"
28	291935	16 GA. RED * 6"
27	291109	14 GA. RED * 5"
26	291108	14 GA. BLUE * 5"
25	291107	14 GA. BLUE * 3"
24	291147	14 GA. YELLOW * 8"
23	291029	10 GA. BLUE *30"
22	290052	56" BATTERY CABLE
21	290111	GROUND STRAP
20	291141	10 GA. WHITE *15"
19	291422	16 GA. RED *12"
18	291401	14 GA. RED * 6"
17	291188	10 GA. GREEN *18"
16	291445	12 GA. RED *10"
15	291443	14 GA. RED *10"
14	291442	16 GA. RED * 9"
13	291441	14 GA. GREEN * 9"
12	291440	16 GA. RED * 6"
11	291421	16 GA. GREEN * 6"
10	291190	16 GA. WHITE * 6"
9	291139	16 GA. WHITE * 16"
8	291138	16 GA. WHITE * 10"
7	291137	14 GA. BLUE * 6"
6	291136	14 GA. BLUE *12"
5	291135	14 GA. WHITE * 5"
4	291134	14 GA. BLACK * 5"
3	291133	14 GA. GREEN * 5"
2	291132	14 GA. BLUE * 5"
1	291131	14 GA. BLUE *10"

WIRING DIAGRAM - B250 - DIESEL - 1985
OMAN

498211

REVISED DATE 3.18.87





22	1	290111	GROUND STRAP (8250)
31	1	291180	10 GA. RED * 15" (8250)
30	1	291180	12 GA. BLACK * 14"
29	1	291168	12 GA. RED * 12.4"
28	1	291435	16 GA. RED * 6"
27	1	291109	14 GA. RED * 5"
26	1	291108	14 GA. BLUE * 5"
25	2	291107	14 GA. BLUE * 5"
24	1	291197	14 GA. YELLOW * 8"
23	1	291029	10 GA. BLUE * 30" (8370/8380)
22	1	290058	56" BATTERY CABLE
21	1	291128	48" BATTERY CABLE (8370/8380)
20	1	291141	10 GA. WHITE * 135"
19	1	291422	16 GA. RED * 12"
18	1	291401	14 GA. RED * 6"
17	1	291196	10 GA. GREEN * 110"
16	1	291145	12 GA. RED * 130"
15	2	291443	14 GA. RED * 10"
14	1	291442	16 GA. RED * 9"
13	2	291441	14 GA. GREEN * 9"
12	1	291440	16 GA. RED * 6"
11	1	291421	16 GA. GREEN * 6"
10	1	291140	16 GA. WHITE * 6"
9	1	291139	16 GA. WHITE * 16"
8	1	291138	16 GA. WHITE * 10"
7	1	291137	14 GA. BLUE * 6"
6	1	291136	14 GA. BLUE * 12"
5	1	291135	14 GA. WHITE * 5"
4	2	291134	14 GA. BLACK * 5"
3	1	291133	14 GA. GREEN * 5"
2	1	291132	14 GA. BLUE * 5"
1	1	291131	14 GA. BLUE * 10"

WIRING DIAGRAM - 8370 - DIESEL - 1985
 PERKINS
 8380
 8250

498206

UIC. 9424, 6/8
 Revised DATE 3/18/83

INDEX

-A-

ADAPTOR, DRIVE DISK.....7
 FAN.....8
 AGITATOR, IMPELLER.....40
 JET.....42,43
 MOTOR MOUNT.....40
 SHAFT.....40
 AIR CLEANER.....17
 BAND.....17
 CLAMP.....17
 FILTER.....17
 HOSE.....17
 AIR CONDITIONER, COMPRESSOR.....10,11
 CONDENSOR.....10,11
 DRYER.....10,11
 EVAPORATOR.....28
 AIR INTAKE.....9
 AIR STACK CAP.....17
 ALTERNATOR.....5,6,8
 MOUNT.....8
 ARM, STEERING.....18,19
 ARM, WIPER.....26

-B-

BALL VALVE.....41,43
 BAND, AIR CLEANER.....17
 TANK.....43
 BATTERY.....14
 BOX.....14
 CABLE.....14
 BEARING CONE.....18,19
 LINER.....18,19
 BELT.....5,6,8,10,11
 BLADE WIPER.....26
 BRACKET, AIR CONDITIONER.....10,11
 THROTTLE CABLE.....9
 BRAKE, CABLE.....20,27
 DISC.....20
 LEVER.....27
 MOUNT HUB.....20
 PAD.....20
 BREAK-AWAY HINGE.....47
 BOOM.....50

-C-

CAB.....26
 DOOR.....29
 ROOF.....28,30
 ROOF GUSSET.....28
 CABLE, BATTERY.....14
 CHOKE.....31
 HYDROSTATIC.....32
 THROTTLE.....33
 CANOPY.....30
 DEFLECTOR.....27
 CAP, AIR STACK.....17
 FUEL.....24
 HUB.....18
 PRESSURE.....25
 RADIATOR.....15
 RAIN.....16
 CARBURATOR.....8
 CATWALK.....43
 CESSNA PUMP.....13
 CIRCUIT BREAKER.....31
 CLAMP, AIR INTAKE.....9
 CLIP BRAKE RETAINER.....20
 COLUMN STEERING.....38
 CONSOLE.....31
 CONTROL LEVER.....32
 COUPLER, FLEX DISC.....40
 HALF.....40
 COVER, WORKLIGHT.....26,30
 CRANK PULLEY.....8
 CROP GUIDE.....53
 MOUNT.....19
 CROPSHIELD.....53
 CYLINDER, FOLD.....47,49
 LEVEL.....47,49
 LIFT.....47,48
 STEERING.....22

-D-

DEFLECTOR, CANOPY.....27
 DIFFUSER.....25
 DIMMER SWITCH.....27
 DIPSTICK.....25
 DISC, BRAKE.....20
 FRICTION.....33
 SENSOR.....20
 DISTRIBUTOR CAP.....9

DOOR CATCH SLIDE.....29
 DRAIN COCK.....15
 DRIVE DISK ADAPTOR.....7
 DRYER, AIR CONDITIONER.....10,11

-E-

ELECTRONIC IGNITION MODULATOR.....9
 ENGINE,
 CHRYSLER.....9
 HOOD.....46
 ISOLATOR.....5,6,27
 ONAN.....5
 PERKINS.....6,7
 EXHAUST
 MANIFOLD HEAT SHIELD.....8
 PIPE.....16
 PIPE FLANGE.....16

-F-

FAN.....5,8
 ADAPTER.....8
 SPACER.....5,8
 FILTER.....7
 AIR CLEANER.....17
 FUEL.....8
 GRESN.....25
 MICHIGAN.....25
 OIL.....8
 FLASHER
 LIGHT.....26,30
 SWITCH.....38
 FLOW CONTROL.....37
 FLOW DIVIDER.....36
 FOAM.....26,29,30,39
 FOLD CYLINDER.....47,49
 FRICTION DISC.....33
 FUEL
 CAP.....24
 GAUGE.....31
 SENDER.....24
 SHUT OFF PIVOT.....7
 TANK.....24
 FUSE.....31

-G-

GASKET.....9,25,44
 CHARGE PUMP.....13
 TANK LID.....41
 GAUGE,
 FUEL.....31
 PRESSURE.....44
 TEMPERATURE.....31

GLASS.....26,29
 GOVERNOR.....9
 CONTROL ROD.....9
 MOUNT.....9
 GREASE SEAL.....18
 GROUND STRAP.....4,7,27
 GUSSET, CAB ROOF.....28

-H-

HANDLE, SELECTOR VALVE.....35
 HANDRAIL.....51,46
 HEAT SHEILD.....8,16
 HOLD DOWN, BATTERY.....14
 HOOD, ENGINE.....46
 HOOD, PROP.....46
 HOSE,
 AIR CLEANER.....17
 RADIATOR.....5,7,8
 SHIELD.....46
 HOISING, SOLUTION.....52
 HOUR METER.....31
 HUB.....18
 CAP.....18
 TAPER LOCK.....20
 TORQUE.....19
 HYDRAULIC TUBE.....12
 HYDROSTATIC CABLE.....32
 MOUNT.....5,7,9
 HYPRO PUMP.....45

-I-

IGNITION SWITCH.....31
 IMPELLER AGITATOR.....40
 INDICATOR LIGHT.....31,38
 SUN SHIELD.....31
 ISOLATOR, ENGINE.....5,6,27

-J-

JET AGITATOR.....43

-K-

KEEPER FRONT LEG.....18,19

-L-

LADDER.....51
 LEG,
 FRONT.....18,19
 REAR.....20

LEVEL CYLINDER.....47, 49
 LEVER, PIVOT.....47
 BRAKE.....27
 CONTROL.....32
 PUMP CONTROL.....13
 THROTTLE.....33
 LIFTARM.....47
 MOUNT.....47
 LIFT CYLINDER.....47, 48
 LIGHT.....26, 30
 FLASHER.....26, 30
 SWITCH.....31
 LINE DIFFUSER.....25
 LINER, BEARING.....18, 19

-M-

MANIFOLD
 LARGE.....12
 SOLUTION.....44
 MICRO SWITCH.....32
 REAR VIEW MIRROR.....26, 30
 MOTOR, STEERING.....38
 WINDSHIELD WIPER.....26
 MOUNT, AIR CONDITIONER.....10, 11
 A/C HOUSING.....28
 ALTERNATOR.....8
 BRAKE HUB.....20
 CROP GUIDE.....19
 FLOW CONTROL.....37
 FUEL SHUT OFF.....5
 GOVERNOR.....9
 HYDRAULIC MANIFOLD.....12
 HYDROSTATIC CABLE.....5, 7, 9
 HYDROSTATIC LEVER.....32
 LIFTARM.....47
 MOTOR.....5, 6
 RADIATOR.....15
 SEAT.....27
 SENSOR.....20
 SIGHT GAUGE.....42
 TACH SENSOR.....9
 THROTTLE CABLE.....5, 7, 33
 MOUNTING, ANGLE, TANK.....41, 43
 SOCKET.....46
 MUFFLER.....16
 MULLION.....46

OIL COOLER.....15
 OIL SENDER.....5, 7, 9
 OIL TANK.....25
 STRAP.....25
 OPERATOR STATION.....27
 OUTPUT SHAFT.....9

-P-

PAD, BRAKE.....20
 PIN, HINGE.....47
 PIVOT PIN.....41, 43
 PUMP, CESSNA.....13
 HYPRO.....45
 SUNDSTRAND.....13
 PLUG, RUBBER.....31

-R-

RADIATOR.....15
 CAP.....15
 DRAIN COCK.....15
 HOSE.....5, 7, 8
 MOUNT.....15
 RECOVERY TANK.....15
 SHROUD.....15
 RAIN CAP.....16
 RECEIVER PLATE.....25
 RIM.....21
 RUBBER HOOK.....41

-S-

SAFTY WALK.....41, 43
 SCREEN SLIDE.....46
 SEAL, GREASE.....18
 KIT.....12, 22
 SEAT.....27
 MOUNT.....27
 SENDER, FUEL.....24
 OIL.....5, 7, 9
 TEMPERTURE.....5, 6, 8
 SENSOR, DISC.....20
 MOUNT.....20
 SPEEDOMETER.....9, 20
 SHAFT, AGITATOR.....40
 OUTPUT.....9

SHEAVE.....	5, 6, 8, 9
SHIELD.....	
EXHAUST MANIFOLD.....	8
HEAT.....	8, 16
HOSE.....	46
INDICATOR LIGHT SUN.....	31
TANK.....	41, 43
WHEEL MOTOR.....	20
SHROUD, RADIATOR.....	15
SIDERAIL.....	41, 43
SIDE SCREEN.....	15
SIGHT GAUGE MOUNT.....	42
SOCKET, FEMALE.....	23
SOLUTION.....	
HOSING.....	54
MANIFOLD.....	44
SPACER.....	
FAN.....	5, 8
OIL TANK.....	25
WINDSHIELD WIPER.....	26
SPEEDOMETER.....	31
SPRING.....	7, 33
STALK GUIDE.....	53
STARTER SOLENOID.....	9
STEERING.....	
ARM.....	18, 19
COLUMN COVER.....	38
CYLINDER.....	22
MOTOR.....	38
WHEEL.....	38
STEP, OPERATOR STATION.....	27
STRAP.....	
GROUND.....	7, 14, 27
OIL TANK.....	25
SUNDSTRAND.....	
DRIVE SHAFT.....	5, 7
FILLER RING.....	9
PUMP.....	13
WHEEL MOTOR.....	19, 20
SWITCH.....	
DIMMER.....	27
FLASHER.....	38
IGNITION.....	31
MICRO.....	32

-T-

TAILLIGHT.....	46
TANK.....	
FUEL.....	24
GLAND BEARING.....	40
LID.....	41, 43
OIL.....	25

RADIATOR RECOVERY.....	15
SHIELD.....	41, 43
SOLUTION.....	41, 43
TEMPERATURE.....	
GAUGE.....	31
SENDER.....	5, 6, 8
THROTTLE.....	
CABLE.....	33
CABLE, MOUNT.....	7
LEVER.....	33
STOP.....	31
TIE PLATE MAINFRAME.....	5, 16
TIE ROD.....	23
STIFFENER ANGLE.....	23
TIRE.....	21
TORQUE HUB.....	19, 20
TREAD ADJUSTMENT.....	51
TRANSON.....	47
TUBE HYDRAULIC.....	12

-V-

VALVE.....	
BALL.....	41, 43
CESSNA 3-SPOOL.....	34
ELECTRIC.....	44
GRESSEN SELECTOR.....	35
HANDLE.....	34
RELIEF.....	12
VOLTAGE REGULATOR.....	6, 8

-W-

WATER TRAP.....	6
MOUNT.....	6
WHEEL MOTOR.....	6
SHIELD.....	20
SUNDSTRAND.....	19, 20
WHEEL, STEERING.....	38
WINDSHIELD WIPER.....	26
MOTOR.....	26
WIPER ARM.....	26
WIPER BLADE.....	26

Memoranda
