

**PARTS MANUAL**  
**FOR**  
**HAGIE MODEL 8370 & 8380**

**HAGIE MANUFACTURING COMPANY**

**BOX 273 CLARION, IOWA 50525**

**(515) 532-2861**

**COVERS MACHINE SERIAL NUMBERS:**

**096758001 THRU 096758050**  
**&**  
**096858001 THRU 096858050**

**5-85 493102**

#### SPRAYER IDENTIFICATION

Each Hagie sprayer is identified by means of a frame serial number. This serial number denotes the model, year in which it was built, and the number of the sprayer. As for further identification, the engine has a serial number, the hydrostatic pump has a serial number, the wheel motors have identification tags, and the planetary hubs have identification plates that describe the type of mount and gear ratio. To insure prompt, efficient service when ordering parts or requesting service repairs from Hagie Manufacturing Company, record the serial and identification numbers in the space provided below.

SPRAYER SERIAL NUMBER

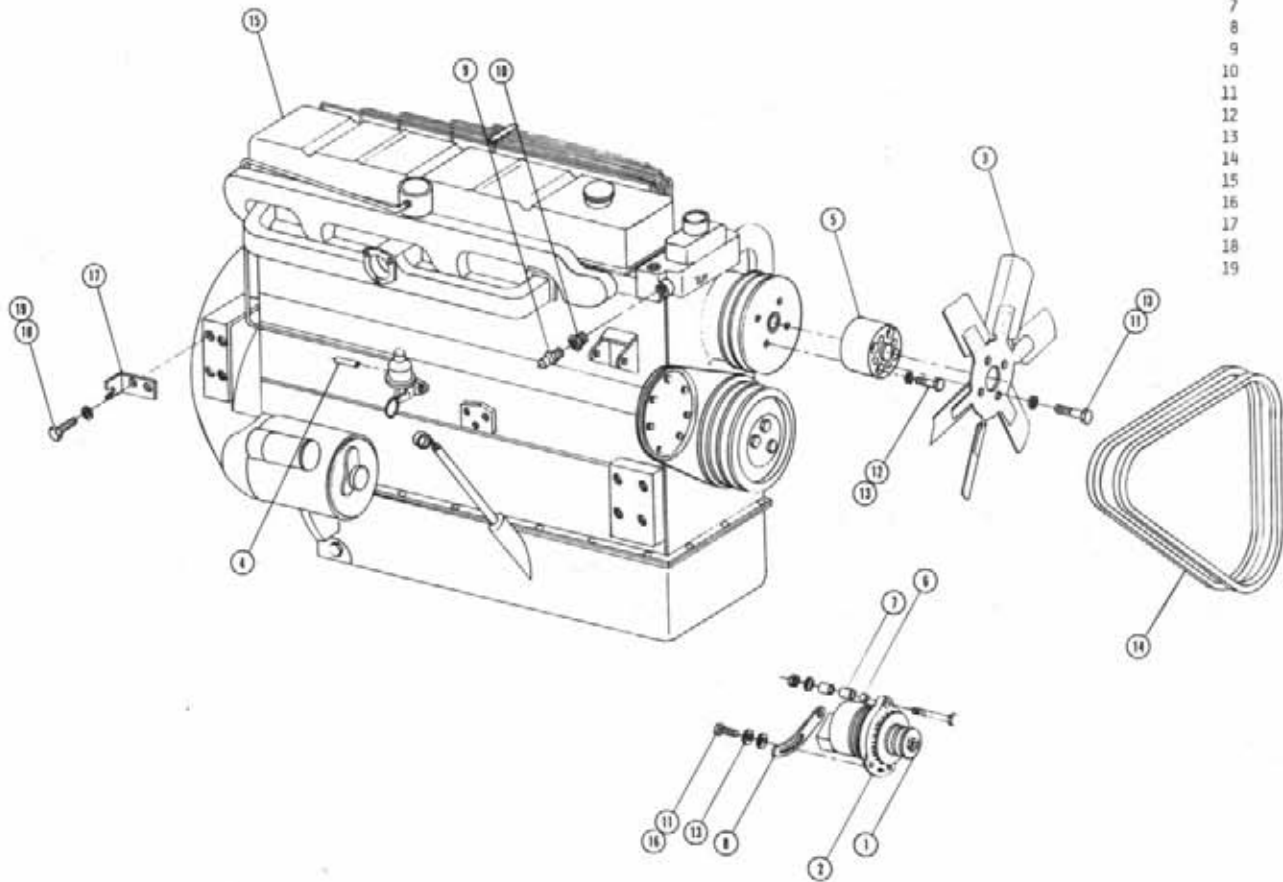
\_\_\_\_\_

ENGINE SERIAL NUMBER

\_\_\_\_\_

TABLE OF CONTENTS

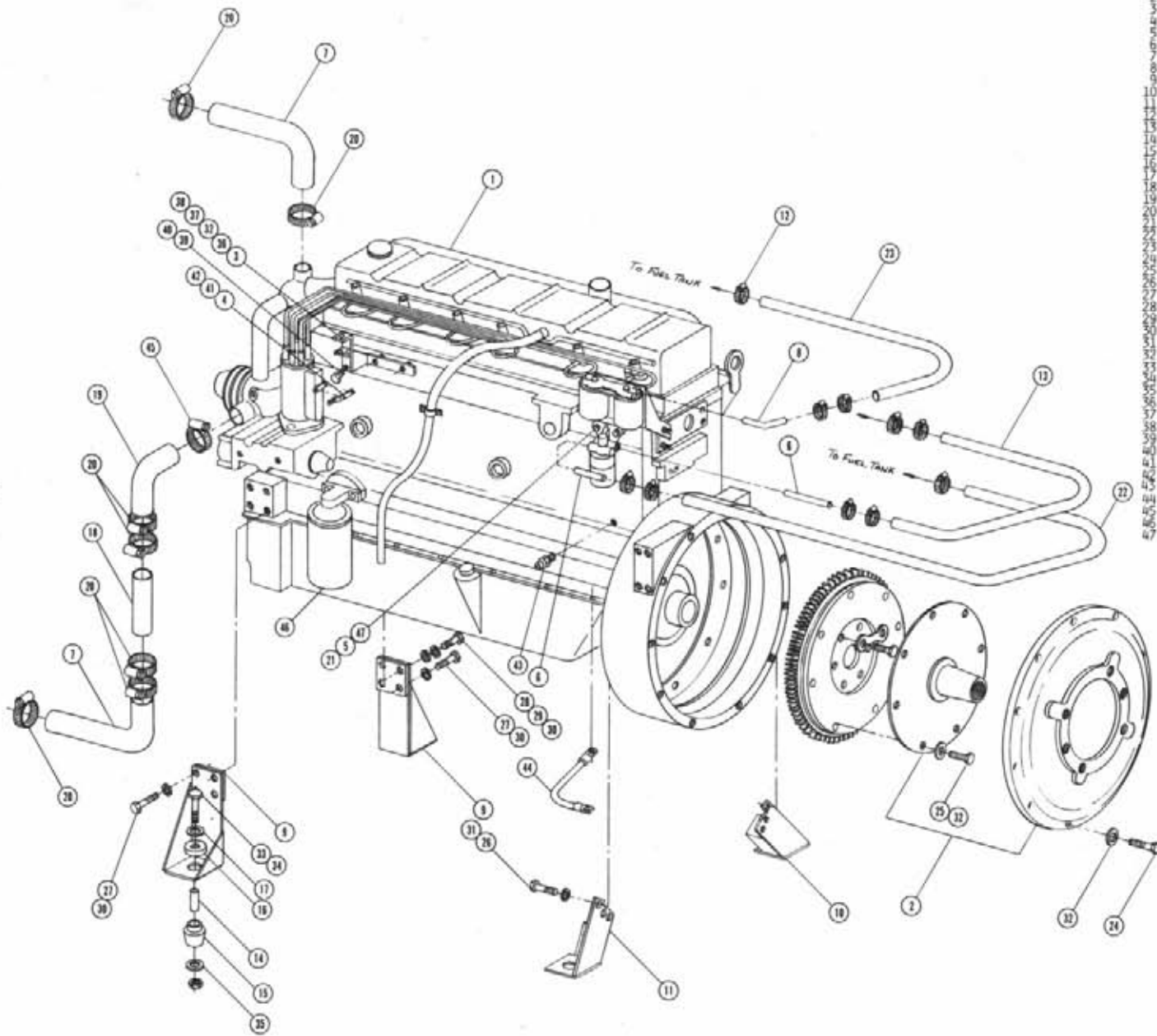
Engine Assembly	4-13
Leg Assembly	14-16
Steering Cylinder	17-18
Tie Rod Assembly	19
Tire And Rim Assembly	20
Flow Divider	21
Fuel And Oil Tank	22-23
Operator Station	24-30
Four Wheel Drive Valve	31
Three-Spool Valve Assembly	32
Variable Flow Control	33
Solution System	34-37
Sheet Metal	38-39
Transom, Boom, & Lift	40-43
Ladder And Tread Adjustment	44
Stalk Guide And Cropshield	45
Solution Hosing Diagram	46
Decals	47-51
Planetary Gear Assembly	52-55
Hydraulic Schematic	56-57
Electrical Schematic	58-59
Abbreviations	60
Index	61



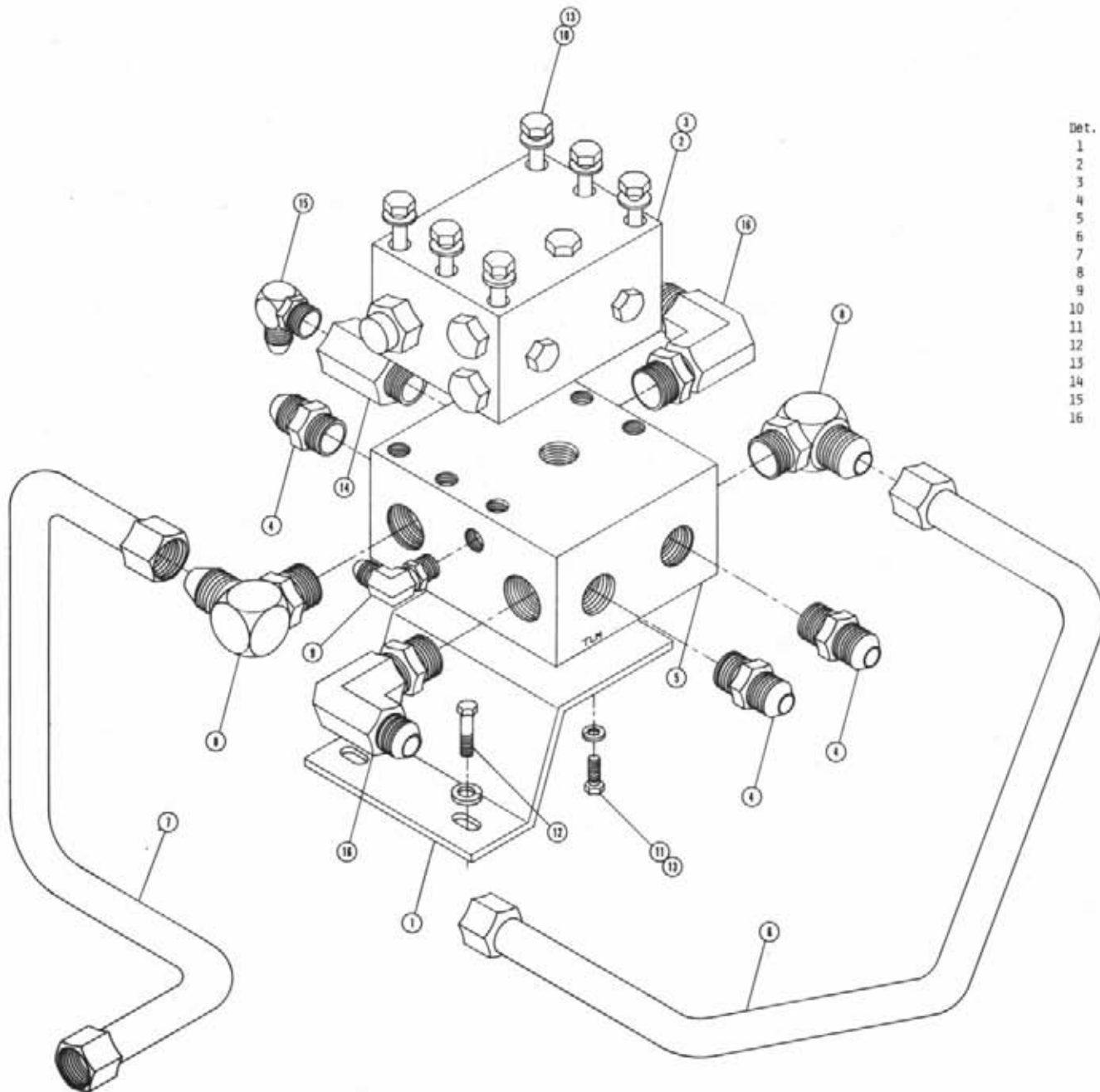
DIESEL ENGINE ASSEMBLY

Det.	Qty.	P/N	Description
1	1	140065	5/8 Bore x 3 1/4 O.D. Sheave
2	1	310093	55 Amp Alternator
3	1	314435	19 In. Puller Fan With 2 1/4 Pitch
4	1	314527	Fuel Pump Hose Barb
5	1	314792	Fan Spacer
6	1	314742	Alternator Bushing - Small
7	1	314744	Alternator Bushing - Large
8	1	314743	Alternator Adjustment Bracket
9	1	314437	Temperature Sender
10	1	503012	1/2 to 1/8 Reducer Bushing
11	5	900065	5/16 UNC x 1 Hex Bolt
12	4	900103	5/16 UNF x 2 Hex Bolt
13	9	920501	5/16 Lock Washer
14	2	140022	Gates Belt N9530
15	1	314793	Perkins Engine
16	1	920001	5/16 Flat Washer
17	1	606851	Hydrastatic Cable Mount
18	2	900263	1/2 UNC x 1 Hex Bolt
19	2	920504	1/2 Lock Washer

DIESEL ENGINE ASSEMBLY

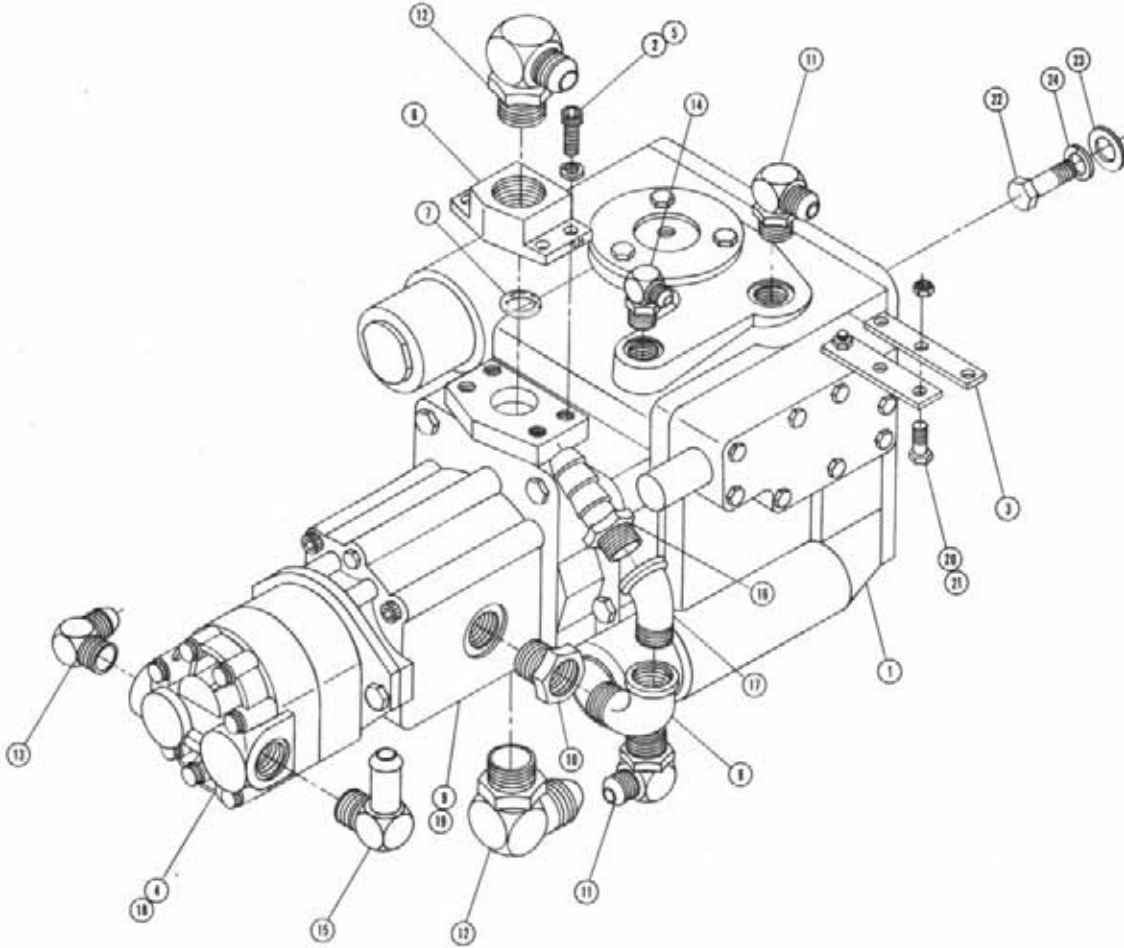


Det.	Qty.	P/N	Description
1	1	314793	Perkins Engine
2	1	800472	Sundstrand Drive Assembly
3	1	314520	Throttle Cable Bracket Weldment
4	1	314546	Throttle Control Arm
5	2	920501	5/16 Lock Washer
6	2	314527	Fuel Filter Hose Barb
7	2	314547	Radiator Hose
8	4	314552	1/4 O.D. Hose Barb
9	2	314772	Front Engine Mount Weldment
10	1	314776	Right Rear Engine Mount Weldment
11	1	314777	Left Rear Engine Mount Weldment
12	10	520120	No. 4 Miniature Hose Clamp
13	1	601141	5/16 x 29 Fuel Line Hose
14	4	310046	Sleeve and Spacer
15	4	310047	Lower Insulator
16	4	310048	Insulator Pad Assembly
17	4	310631	Large Keeper Washer
18	1	314448	Lower Radiator Tube
19	1	314551	Lower Radiator Hose
20	2	520068	No. 32 Hose Clamp
21	2	920001	5/16 Flat Washer
22	1	601257	5/16 x 120 Fuel Line Hose
23	1	601263	5/16 x 144 Fuel Line Hose
24	12	900130	3/8 UNC x 1 1/4 Hex Bolt
25	8	900165	3/8 UNF x 1 Hex Bolt
26	8	900264	1/2 UNC x 1 1/4 Hex Bolt
27	8	900333	5/8 UNC x 1 1/2 Hex Bolt
28	3	900335	5/8 UNC x 2 Hex Bolt
29	3	920005	5/8 Flat Washer
30	3	920505	5/8 Lock Washer
31	6	920504	1/2 Lock Washer
32	22	920502	3/8 Lock Washer
33	4	900272	1/2 UNC x 3 1/2 Hex Bolt
34	4	914008	1/2 UNC Stover Nut
35	4	920004	1/2 Flat Washer
36	2	900821	3/8 UNF x 2 Hex Bolt
37	1	615287	1 in. Throttle Bracket Spacer
38	1	940330	1 1/4 in. Throttle Bracket Spacer
39	1	900002	1/4 UNC x 3/4 Hex Bolt
40	1	914000	1/4 UNC Lock Nut
41	1	903889	10-32 x 3/4 Machine Screw
42	1	914027	10-32 Lock Nut
43	1	314788	011 Pressure Sender
44	1	290051	12 in Ground Cable
45	1	520099	No. 40 Hose Clamp
46	1	314540	011 Filter
47	2	900099	5/16 UNF x 1 Hex Bolt



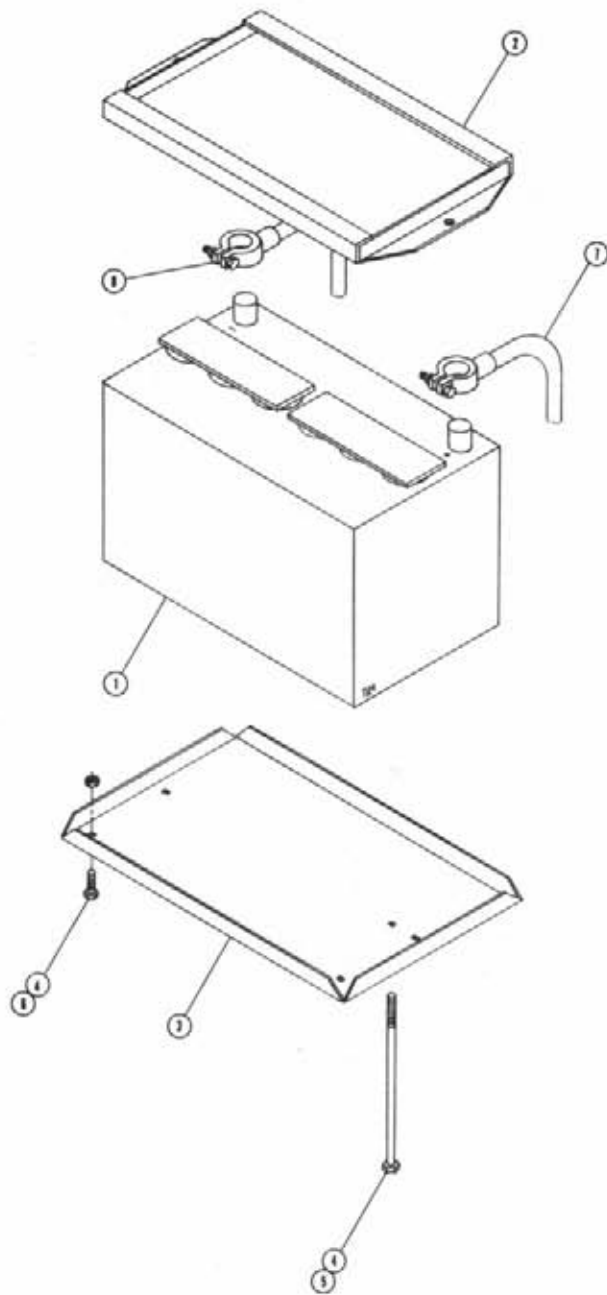
HYDRAULIC MANIFOLD ASSEMBLY

Det.	Qty.	P/N	Description
1	1	606849	Hydraulic Manifold Mount
2	1	611009	Seal Kit
3	1	611013	Hydraulic Relief Valve Assembly
4	3	611127	1 1/16 MOR x 1 1/16 MJIC
5	1	615003	Large Manifold
6	1	615568	Right Hydraulic Tube
7	1	615569	Left Hydraulic Tube
8	2	618178	1 5/16 MOR x 90° x 1 5/16 MJIC
9	1	618241	3/4 MOR x 90° x 3/4 MJIC
10	6	900075	5/16 UNC x 3 3/4 Hex Bolt
11	2	900065	5/16 UNC x 1 Hex Bolt
12	2	900196	7/16 UNC x 1 1/4 Hex Bolt
13	8	920501	5/16 Lock Washer
14	1	610028	Flow Control
15	1	618279	7/8 MOR x 90° x 1 1/16 MJIC
16	2	618248	1 1/16 MOR x 90° x 1 1/16 MJIC



SUNDSTRAND PUMP ASSEMBLY

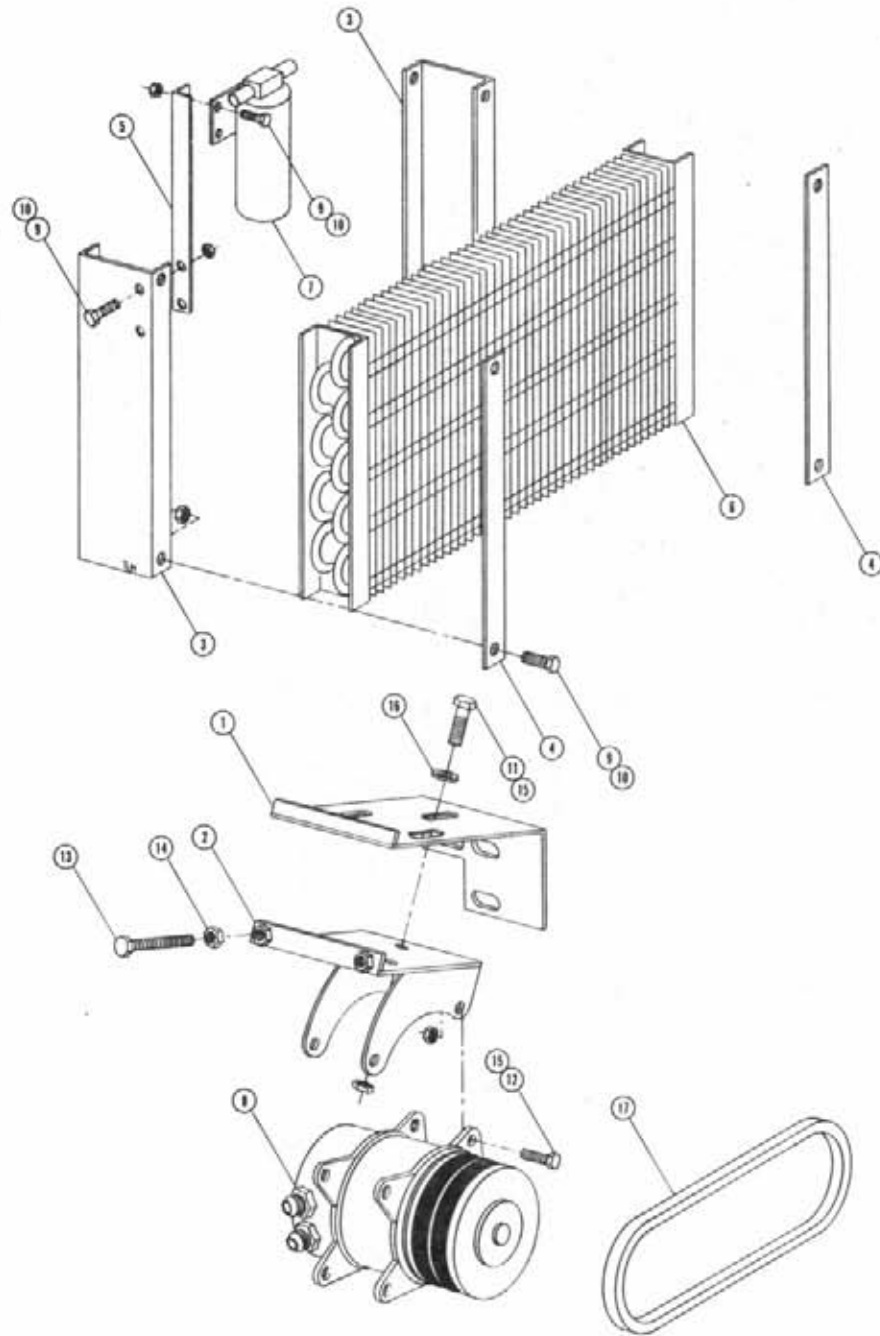
Det.	Qty.	P/N	Description
1	1	606866	Sundstrand 23 Series Pump
2	8	472243	3/8 UNC x 1 3/4 Allen Head Cop Screw
3	1	606848	Pump Control Lever Extension
4	1	610446	Cessna Hydraulic Pump
5	8	618167	Lock Washer
6	2	618176	1" 4-Bolt Flange x 1 5/16 O-Ring
7	2	870219	1 5/16 x 1 9/16 Neoprene O-Ring
8	1	505200	1 NPT x 90° Street Elbow
9	1	606867	1.06 Charge Pump
10	1	618090	1 5/16 MDR x 1 NPT Adaptor
11	2	618183	7/8 MDR x 90° x 3/4 MJIC
12	2	618178	1 5/16 x 90° x 1 5/16 MJIC
13	1	611128	7/8 MDR x 90° x 7/8 MJIC
14	1	618114	7/16 MDR x 90° x 9/16 MJIC
15	1	618563	1 1/16 MDR x 90° x 1" Hose Barb
16	1	714560	1 NPT x 1" Hose Barb
17	1	505110	1 NPT x 45° Street Elbow
18	1	618261	3 3/8 x 3 1/4 O-Ring
19	1	610387	Charge Pump Gasket
20	2	900003	1/4 UNC x 1" Hex Bolt
21	2	914000	1/4 UNC Stover Nut
22	4	900265	1/2 x 1 1/2 Hex Bolt
23	4	920004	1/2 SAE Flat Washer
24	4	920504	1/2 Lock Washer



BATTERY BOX ASSEMBLY

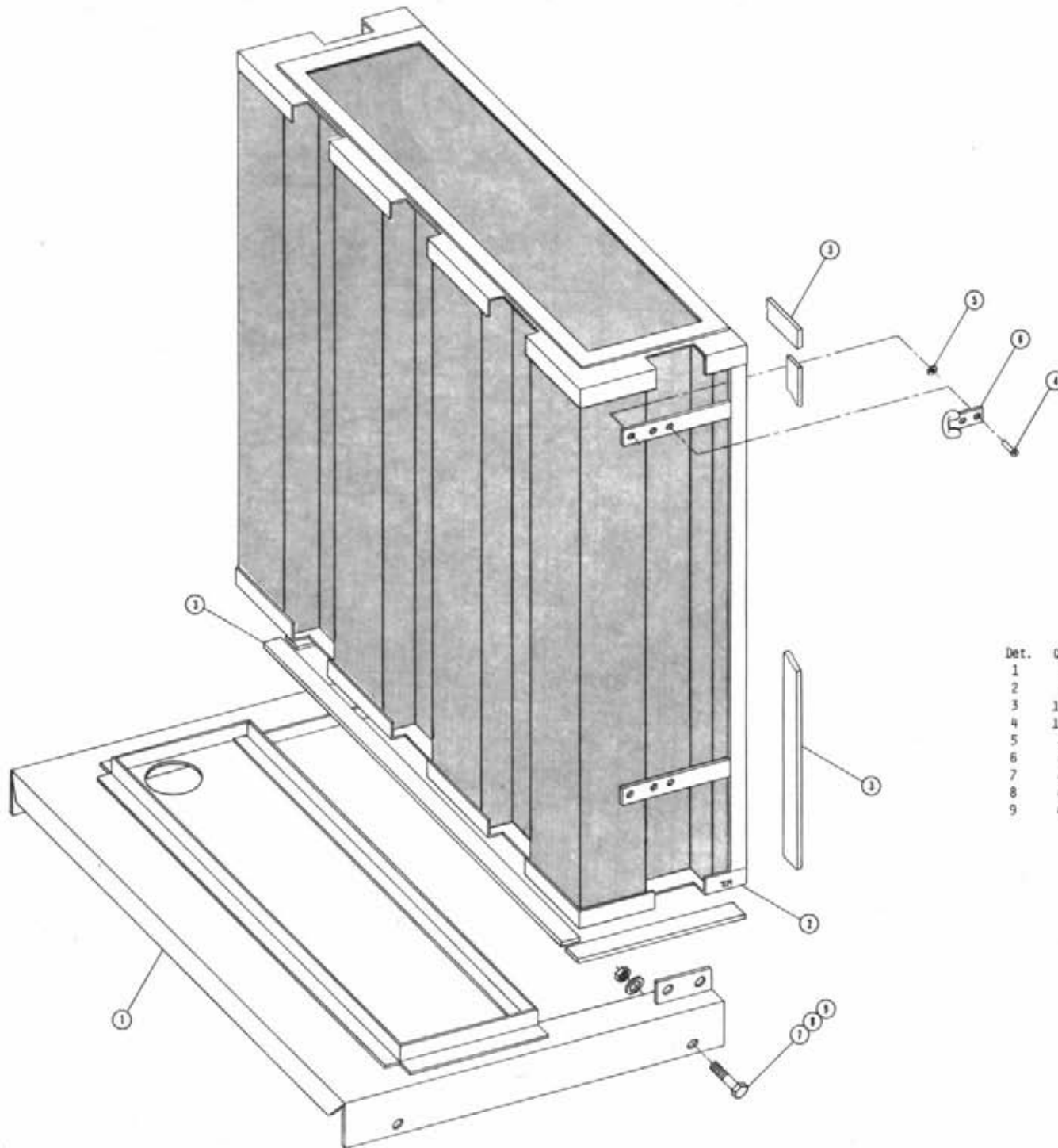
Det.	Qty.	P/N	Description
1	1	291122	Battery
2	1	341322	Battery Hold Down Weldment
3	1	361149	Battery Box
4	4	914004	3/8 UNC Lock Nut
5	2	901149	3/8 UNC x 8 1/2 Carriage Bolt
6	2	900128	3/8 UNC x 3/4 Hex Bolt
7	1	290052	Positive Battery Cable - 56 in.
8	1	291128	Negative Battery Cable - 48 in.





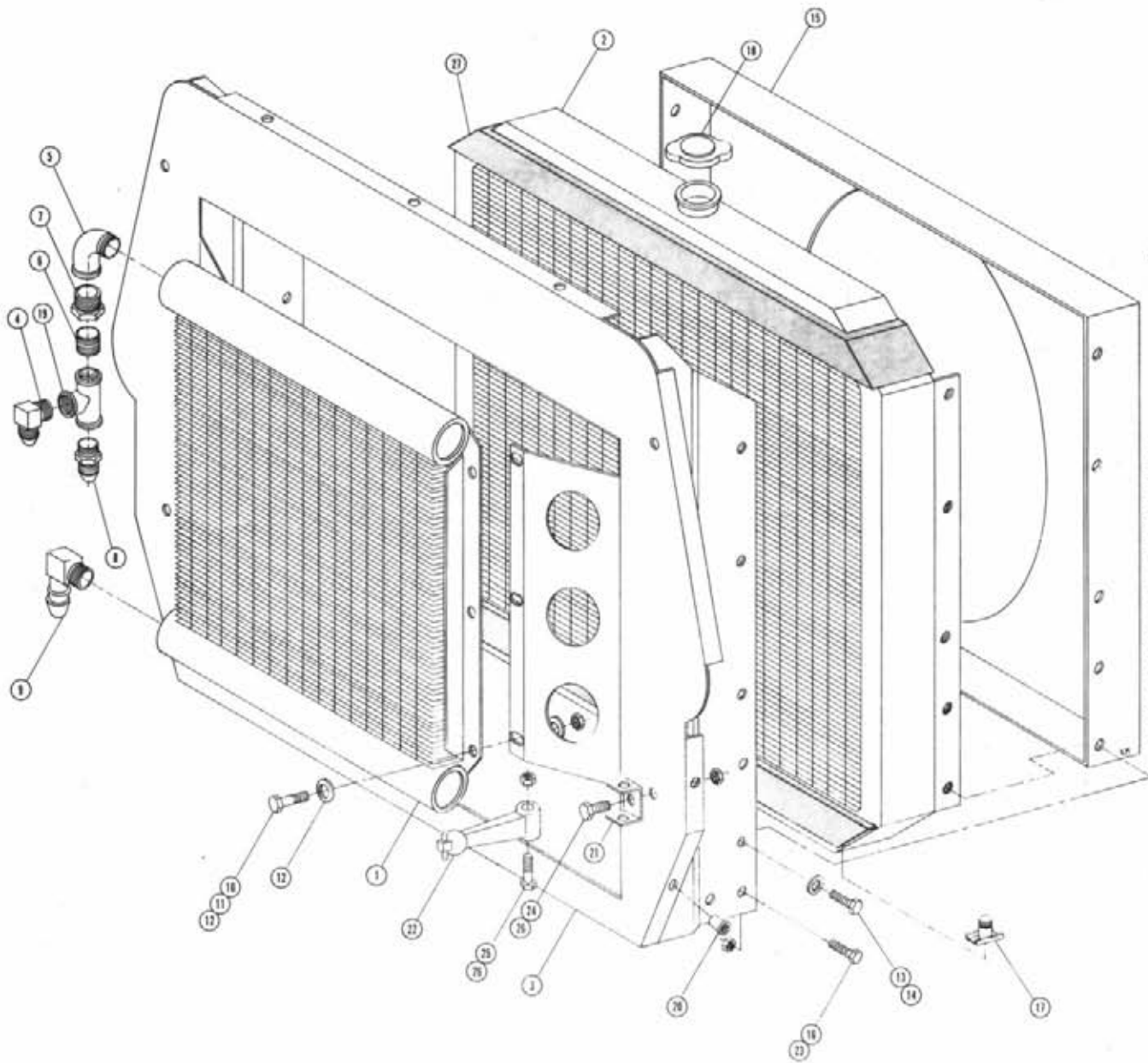
AIR CONDITIONER COMPRESSOR PUMP ASSEMBLY

Det.	Qty.	P/N	Description
1	1	314785	Air Conditioner Compressor Mount
2	1	657329	Air Conditioner Tightener Weldment
3	2	314413	Air Conditioner Condenser Mount
4	2	314418	Air Conditioner Condenser Keeper
5	1	314420	Air Conditioner Dryer Bracket
6	1	657309	Air Conditioner Condenser Kit
7	1	657309	Air Conditioner Dryer
8	1	657310	Air Conditioner Compressor
9	8	900064	5/16 UNC x 3/4 Hex Bolt
10	8	914002	5/16 UNC Lock Nut
11	3	900130	3/8 UNC x 1 1/4 Hex Bolt
12	4	900131	3/8 UNC x 1 1/2 Hex Bolt
13	2	906136	3/8 UNC x 3 Full Thread Hex Bolt
14	2	910004	3/8 UNC Hex Nut
15	7	914004	3/8 UNC Stover Nut
16	3	920002	3/8 Flat Washer
17	1	147002	2430 Gates Belt



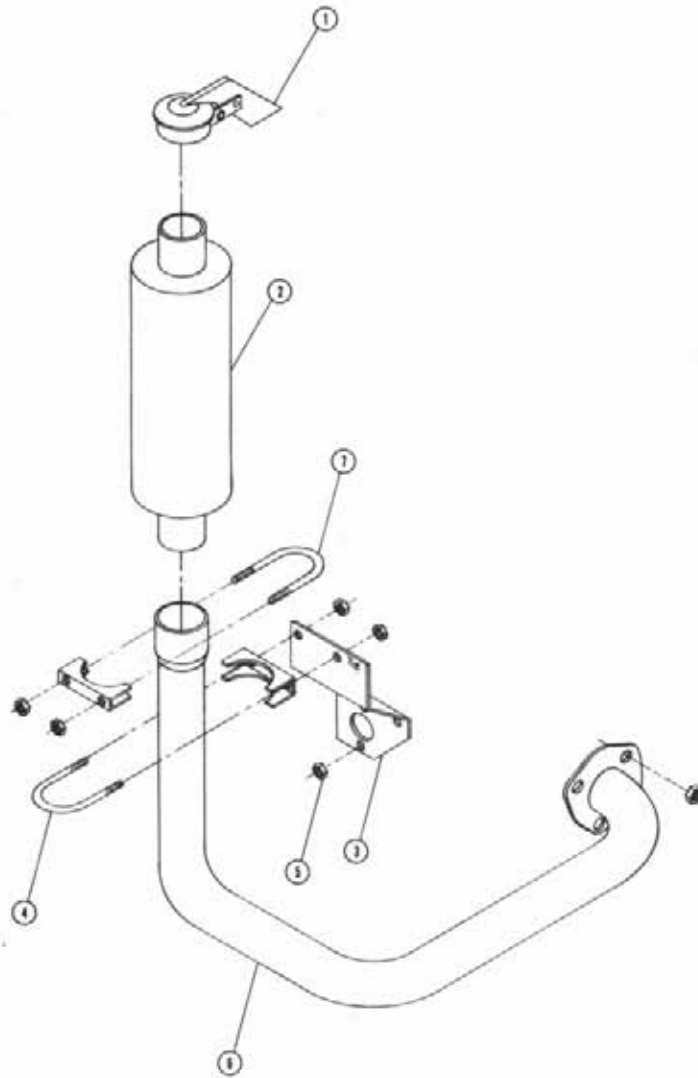
AIR INTAKE ASSEMBLY

Det.	Qty.	P/N	Description
1	1	341451	Radiator Riser Weldment
2	1	314397	Air Intake Weldment
3	12	193022	Stickertite
4	12	485053	3/16 x 3/8 Pop Rivet
5	4	920010	No. 10 Flat Washer
6	4	656997	Rubber Hook Bracket
7	4	900129	3/8 UNC x 1 Hex Bolt
8	4	914004	3/8 UNC Lock Nut
9	4	920002	3/8 Flat Washer



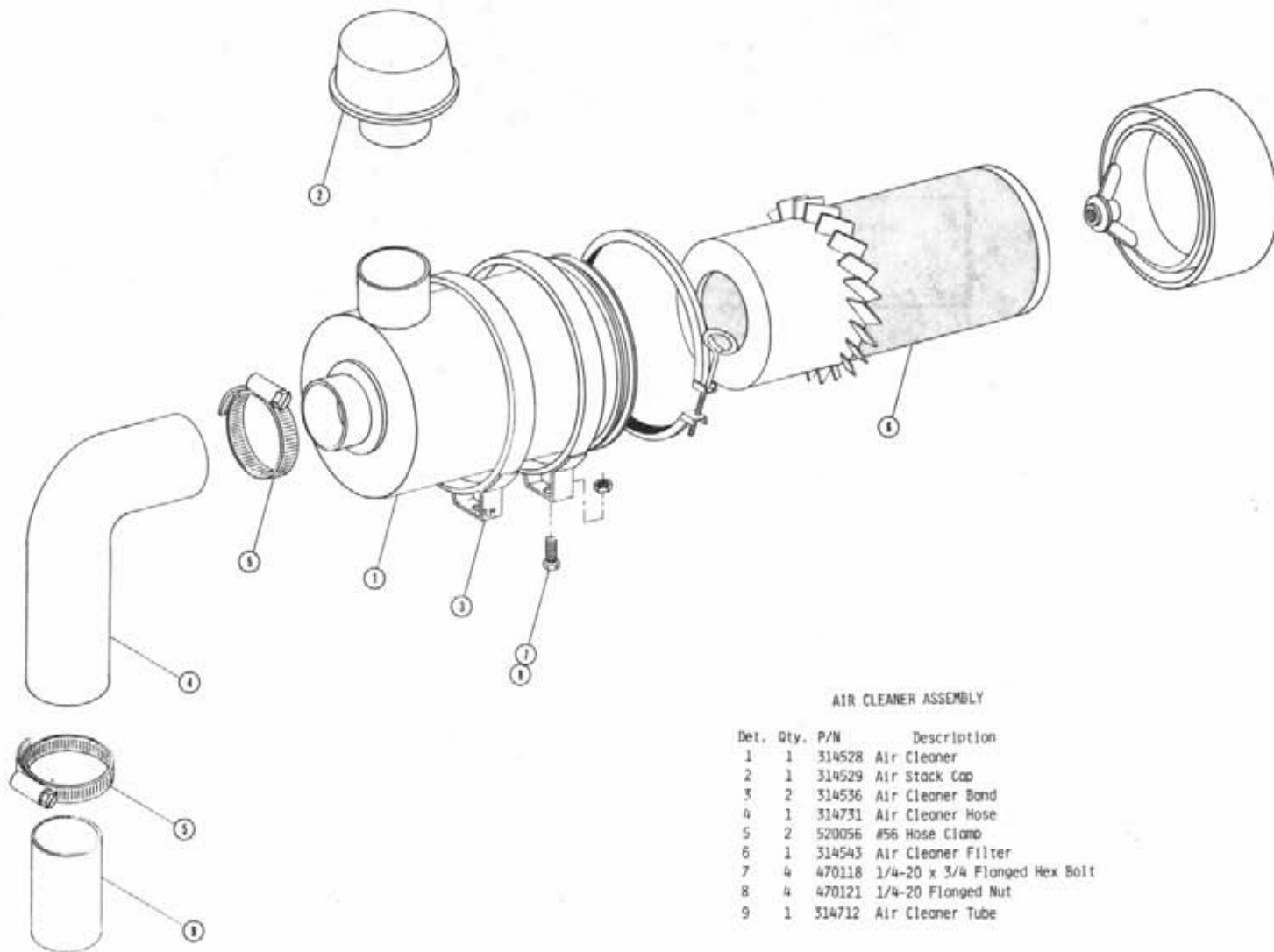
RADIATOR AND OIL COOLER ASSEMBLY

Det.	Qty.	P/N	Description
1	1	618088	Oil Cooler
2	1	314791	Radiator
3	1	314443	Radiator - Oil Cooler Mount Weldment
4	1	610305	3/4 NPT x 90° x 3/4 MJIC
5	1	505200	1 NPT x 90° Street Elbow
6	1	504702	3/4 NPT Close Nipple
7	1	505213	1 NPT TO 3/4 NPT Reducer
8	1	610300	3/4 NPT x 3/4 MJIC
9	1	618138	1 NPT x 90° x 1 Hose Barb
10	6	900064	5/16 UNC x 3/4 Hex Bolt
11	6	914002	5/16 Lock Nut
12	12	920001	5/16 Flat Washer
13	10	900128	3/8 UNC x 3/4 Hex Bolt
14	10	920002	3/8 Flat Washer
15	1	314775	Radiator Shroud
16	4	914004	3/8 UNC Lock Nut
17	1	319559	Drain Cock
18	1	319257	Radiator Cap
19	1	504955	3/4 NPT Pipe Tee
20	4	470086	1/4 UNC Nutsert
21	4	656999	Rubber Hook Anchor Bracket
22	4	656998	Rubber Hook
23	4	900129	3/8 UNC x 1 Hex Bolt
24	4	900000	1/4 UNC x 1/2 Hex Bolt
25	4	900005	1/4 UNC x 1 1/2 Hex Bolt
26	8	914000	1/4 UNC Lock Nut
27	2	659579	Foam 2" Wide x 40" Long



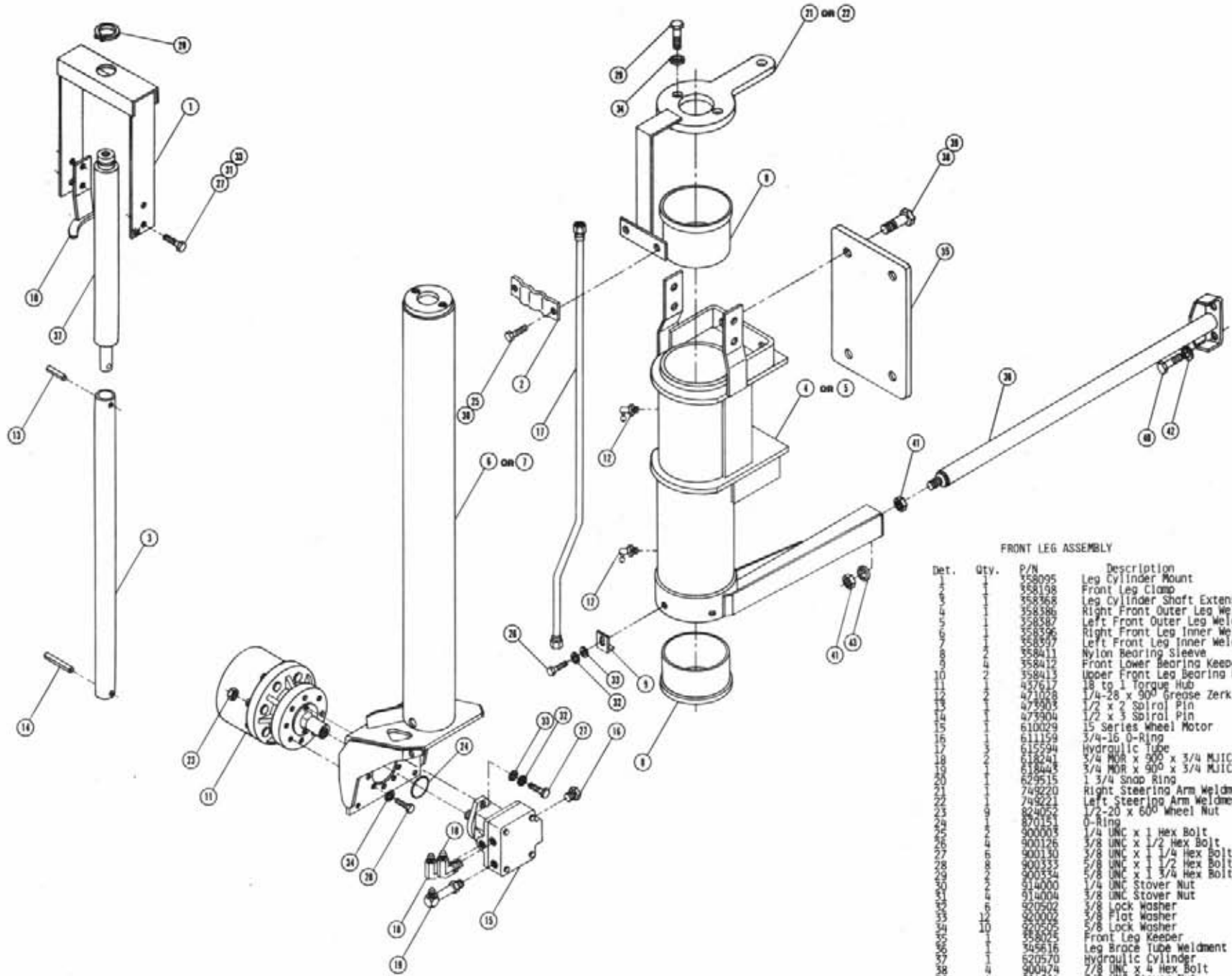
EXHAUST PIPE ASSEMBLY

Det.	Qty.	P/N	Description
1	1	314537	2 1/2 I.D. Rain Cap
2	1	314554	Muffler
3	1	314782	Exhaust Pipe Mounting Bracket
4	1	470150	5/16 x 2 1/4 Muffler Clamp
5	3	910003	5/16 UNF Hex Nut
6	1	314781	Exhaust Pipe Weldment
7	1	472216	5/16 x 2 1/2 Muffler Clamp



AIR CLEANER ASSEMBLY

Det.	Qty.	P/N	Description
1	1	314528	Air Cleaner
2	1	314529	Air Stack Cap
3	2	314536	Air Cleaner Band
4	1	314731	Air Cleaner Hose
5	2	520056	#56 Hose Clamp
6	1	314543	Air Cleaner Filter
7	4	470118	1/4-20 x 3/4 Flanged Hex Bolt
8	4	470121	1/4-20 Flanged Nut
9	1	314712	Air Cleaner Tube

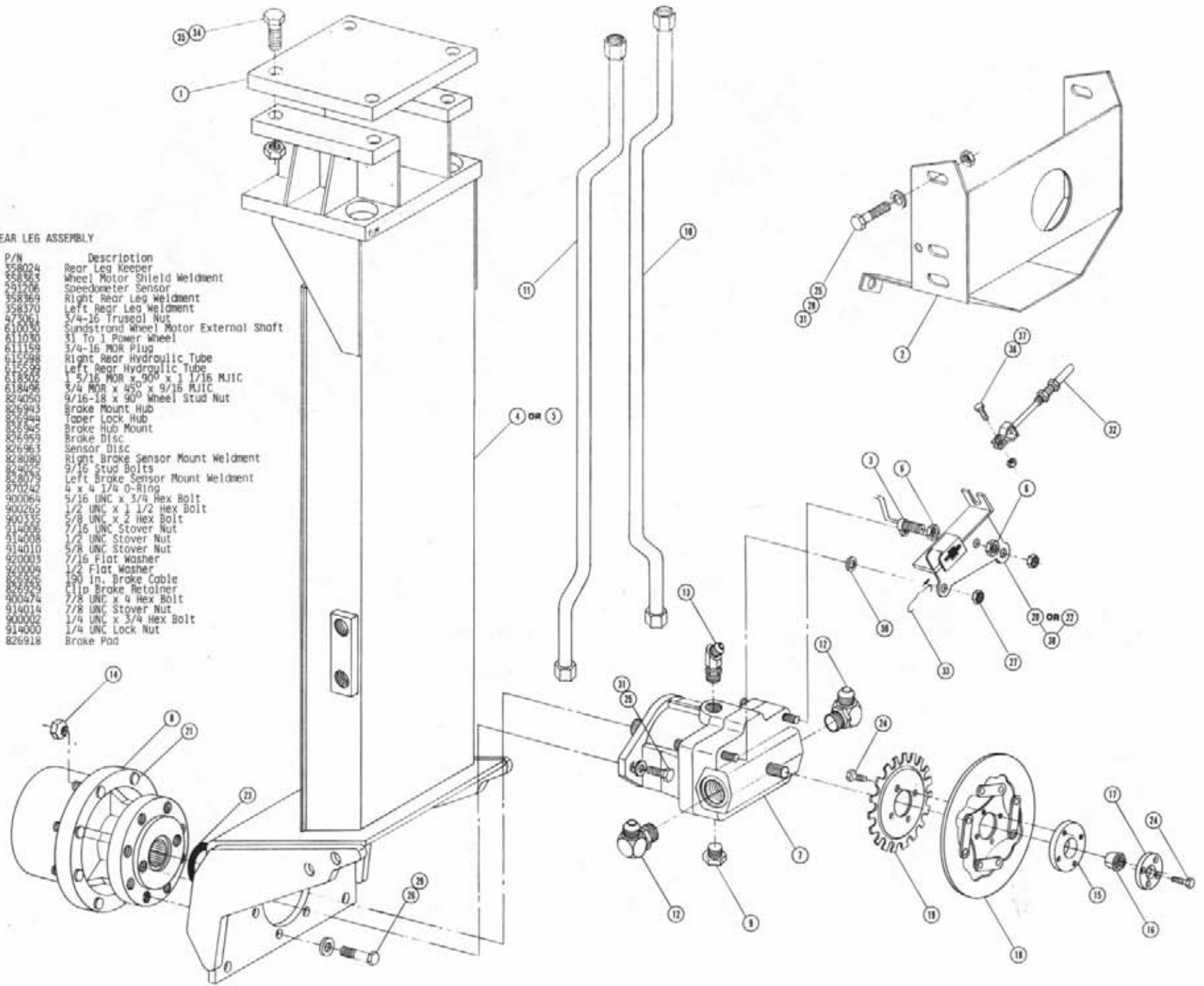


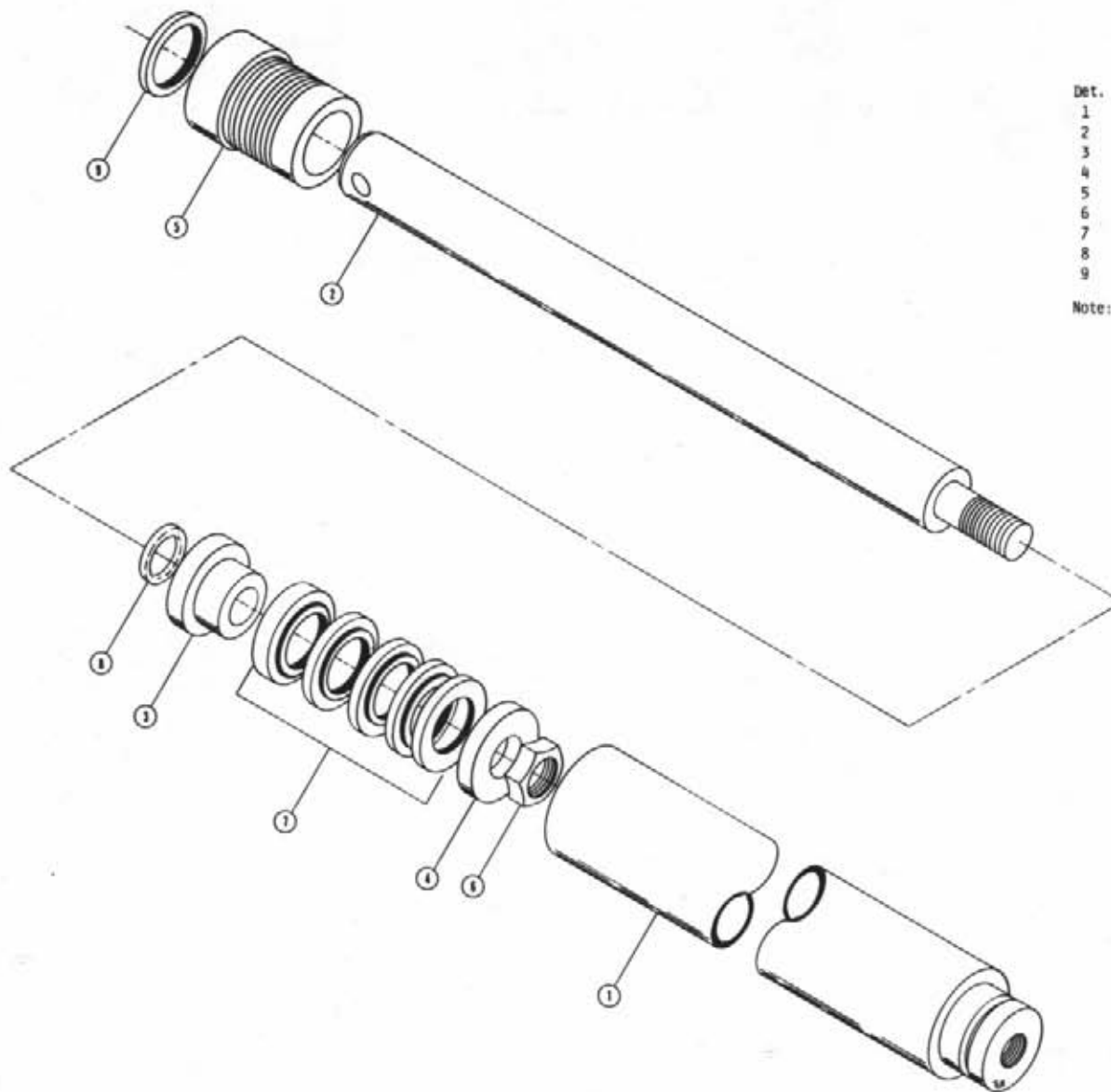
FRONT LEG ASSEMBLY

Det.	Qty.	P/N	Description
1	1	358095	Leg Cylinder Mount
2	1	358198	Front Leg Clamp
3	1	358368	Leg Cylinder Shaft Extension
4	1	358386	Right Front Outer Leg Weldment
5	1	358387	Left Front Outer Leg Weldment
6	1	358396	Right Front Leg Inner Weldment
7	1	358397	Left Front Leg Inner Weldment
8	1	358411	Nylon Bearing Sleeve
9	1	358412	Front Lower Bearing Keeper
10	2	358413	Upper Front Leg Bearing Keeper
11	1	457617	18 to 1 Torque Hub
12	2	471028	1/4-28 x 90° Grease Zerk
13	1	473903	1/2 x 2 Spiral Pin
14	1	473904	1/2 x 3 Spiral Pin
15	1	610029	15 Series Wheel Motor
16	1	611159	3/4-16 O-Ring
17	1	615594	Hydraulic Tube
18	1	618241	3/4 MDR x 90° x 3/4 MJIC
19	1	618443	3/4 MDR x 90° x 3/4 MJIC Long
20	1	629515	1 3/4 Snap Ring
21	1	749220	Right Steering Arm Weldment
22	1	749221	Left Steering Arm Weldment
23	1	824052	1/2-20 x 60° Wheel Nut
24	1	870181	O-Ring
25	1	900003	1/4 UNC x 1 Hex Bolt
26	4	900126	3/8 UNC x 1/2 Hex Bolt
27	6	900130	3/8 UNC x 1 1/4 Hex Bolt
28	8	900333	5/8 UNC x 1 1/2 Hex Bolt
29	2	900334	5/8 UNC x 1 3/4 Hex Bolt
30	1	914000	1/4 UNC Stover Nut
31	1	914004	3/8 UNC Stover Nut
32	1	920502	3/8 Lock Washer
33	1	920503	3/8 Flat Washer
34	10	920505	5/8 Lock Washer
35	1	958025	Front Leg Keeper
36	1	345616	Leg Brace Tube Weldment
37	1	620570	Hydraulic Cylinder
38	4	900474	7/8 UNC x 4 Hex Bolt
39	4	914014	7/8 UNC Stover Nut
40	2	900332	5/8 UNC x 1 1/4 Hex Bolt
41	2	910014	7/8 UNC Hex Nut
42	2	920505	5/8 Lock Washer
43	1	920507	7/8 Lock Washer

REAR LEG ASSEMBLY

Det.	Qty.	P/N	Description
1	1	358024	Rear Leg Keeper
2	1	358363	Wheel Motor Shield Weldment
3	1	291206	Speedometer Sensor
4	1	358369	Right Rear Leg Weldment
5	1	358370	Left Rear Leg Weldment
6	1	473061	3/4-16 Truseal Nut
7	1	610050	Sundstrand Wheel Motor External Shaft
8	1	611030	31 To 1 Power Wheel
9	1	611159	3/4-16 MOR Plug
10	1	615998	Right Rear Hydraulic Tube
11	1	615999	Left Rear Hydraulic Tube
12	1	618302	1 5/16 MOR x 90° x 1 1/16 MJIC
13	1	618496	3/4 MOR x 45° x 9/16 MJIC
14	1	824050	9/16-18 x 90° Wheel Stud Nut
15	1	826943	Brake Mount Hub
16	1	826944	Taper Lock Hub
17	1	826945	Brake Hub Mount
18	1	826959	Brake Disc
19	1	826963	Sensor Disc
20	1	828080	Right Brake Sensor Mount Weldment
21	1	824025	9/16 Stud Bolts
22	1	828079	Left Brake Sensor Mount Weldment
23	1	870242	4 x 4 1/4 O-Ring
24	1	900064	5/16 UNC x 3/4 Hex Bolt
25	1	900265	1/2 UNC x 1 1/2 Hex Bolt
26	1	900335	5/8 UNC x 2 Hex Bolt
27	1	914006	7/16 UNC Stover Nut
28	1	914008	1/2 UNC Stover Nut
29	1	914010	5/8 UNC Stover Nut
30	1	920003	7/16 Flat Washer
31	1	920004	1/2 Flat Washer
32	1	826926	190 in. Brake Cable
33	1	826929	Clip Brake Retainer
34	1	900474	7/8 UNC x 4 Hex Bolt
35	1	914014	7/8 UNC Stover Nut
36	1	900002	1/4 UNC x 3/4 Hex Bolt
37	1	914000	1/4 UNC Lock Nut
38	1	826918	Brake Pad



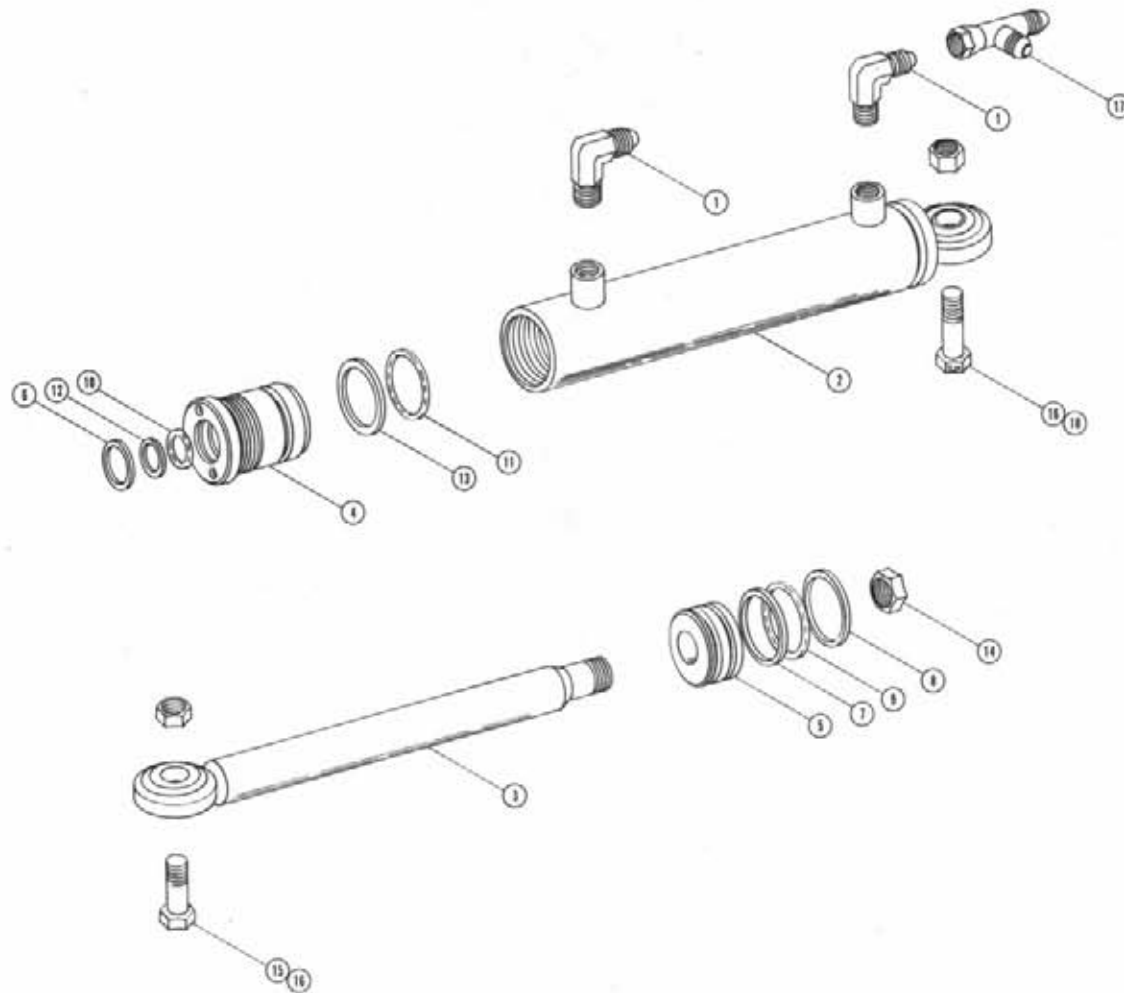


FRONT LEG CYLINDER ASSEMBLY

Det.	Qty.	P/N	Description
1	1	620571	Tube Weldment
2	1	620573	Shaft
3	1	620578	Piston
4	1	620579	Retainer Ring
5	1	620574	Bearing Head
6	1	472297	Lock Nut
7	1	620321	Vee Pack
8	1	870018	O-Ring
9	1	629002	Rod Wiper

Note: Cylinder Assembly - 620570  
Seal Kit - 620575

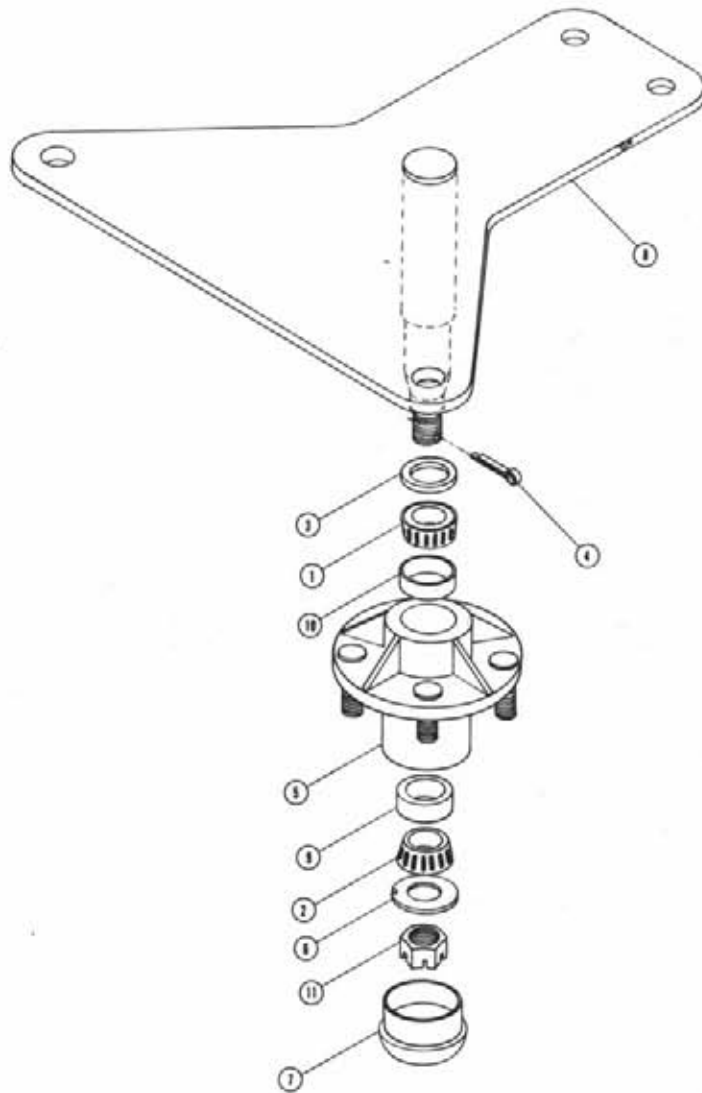




STEERING CYLINDER ASSEMBLY

Det.	Qty.	P/N	Description
1.	2	611122	1/4 NPT x 90° x 9/16 MJIC
2.	1	620089	Steering Cylinder Tube Weldment
3.	1	620148	Steering Cylinder Shaft Weldment
4.	1	620109	Gland
5.	1	620129	Piston
6.	1	629028	Wiper
7.	1	629618	Wear Ring
8.	1	629616	Piston Seal
9.	1	870025	1 3/16 x 1 5/16 O-Ring
10.	1	870210	3/4 x 1 Neoprene O-Ring
11.	1	870218	1 1/4 x 1 1/2 Neoprene O-Ring
12.	1	890210	3/4 x 1 Back-Up Washer
13.	1	890218	1 1/4 x 1 1/2 Back-Up Washer
14.	1	914009	1/2 UNF Lock Nut
15.	1	900336	5/8 UNC x 2 1/2 Hex Bolt
16.	2	914010	5/8 UNC Lock Nut
17.	1	618486	9/16 FJIC Swivel Run Tee
18.	1	900338	5/8 UNC x 3 Hex Bolt

Note: Cylinder Assembly With Fittings-620080  
Seal Kit-620998



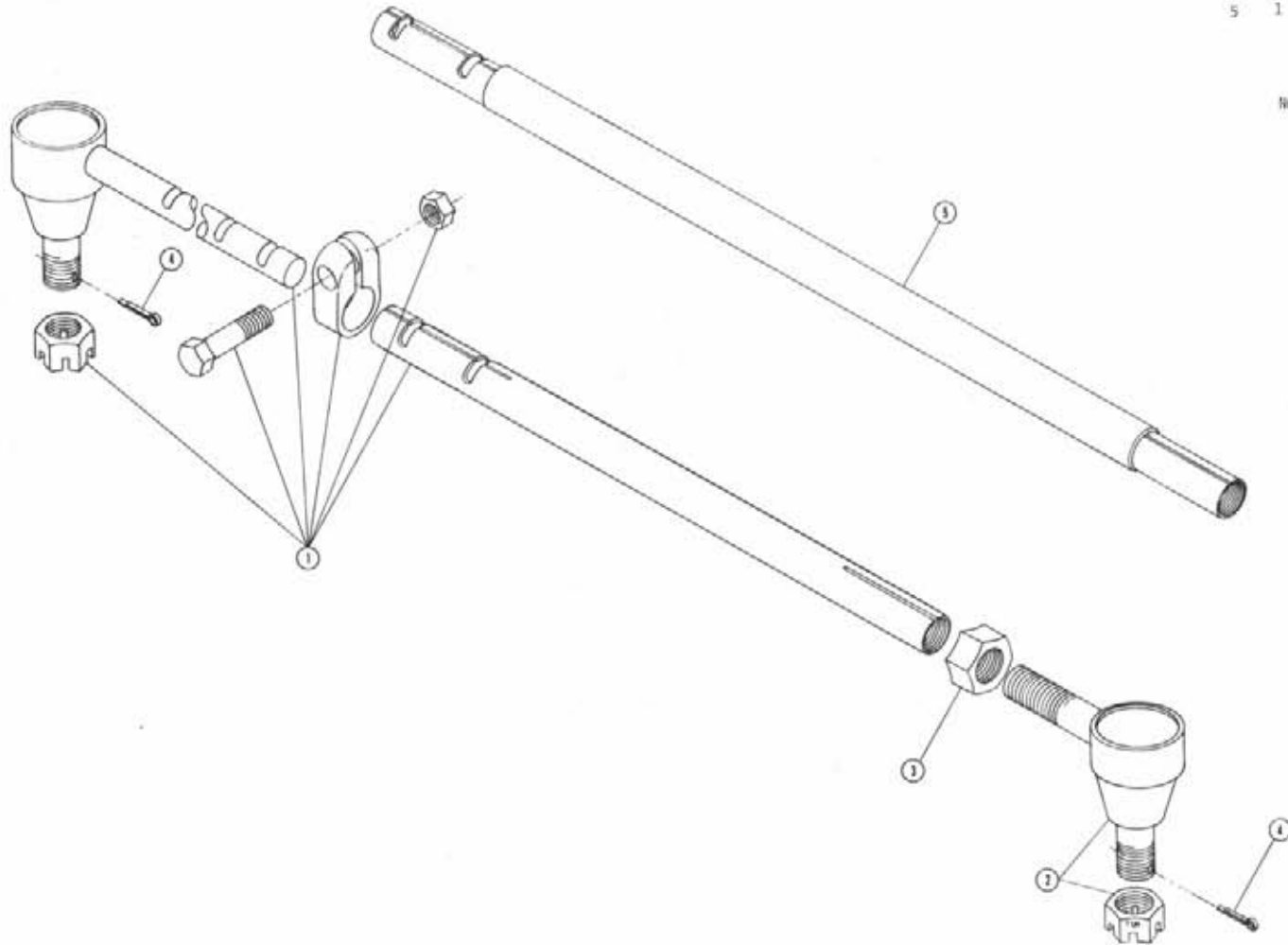
STEERING HUB ASSEMBLY

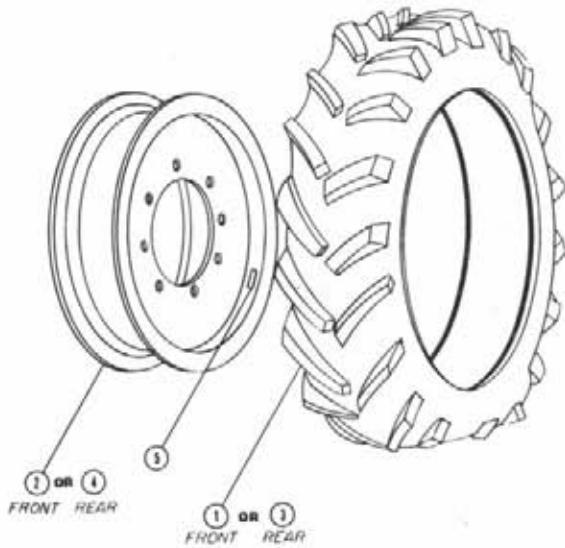
Det.	Qty.	P/N	Description
1	1	125010	Inner Bearing Cone
2	1	125015	Outer Bearing Cone
3	1	129010	Grease Seal
4	1	472008	5/32 x 1 Cotter Pin
5	1	822010	Hub
6	1	822031	Spindle Washer
7	1	822060	Hub Cap
8	1	749225	Pivot Weldment
9	1	125016	Outer Bearing Cup
10	1	125028	Inner Bearing Cup
11	1	822040	Spindle Nut

TIE ROD ASSEMBLY

Det.	Qty.	P/N	Description
1	1	749164	Tie Rod Assembly
2	1	740413	Socket Assembly
3	1	740426	Tie Rod Lock Nut
4	2	470038	1/8 x 1 3/4 Cotter Pin
5	1	749209	Tie Rod Weldment

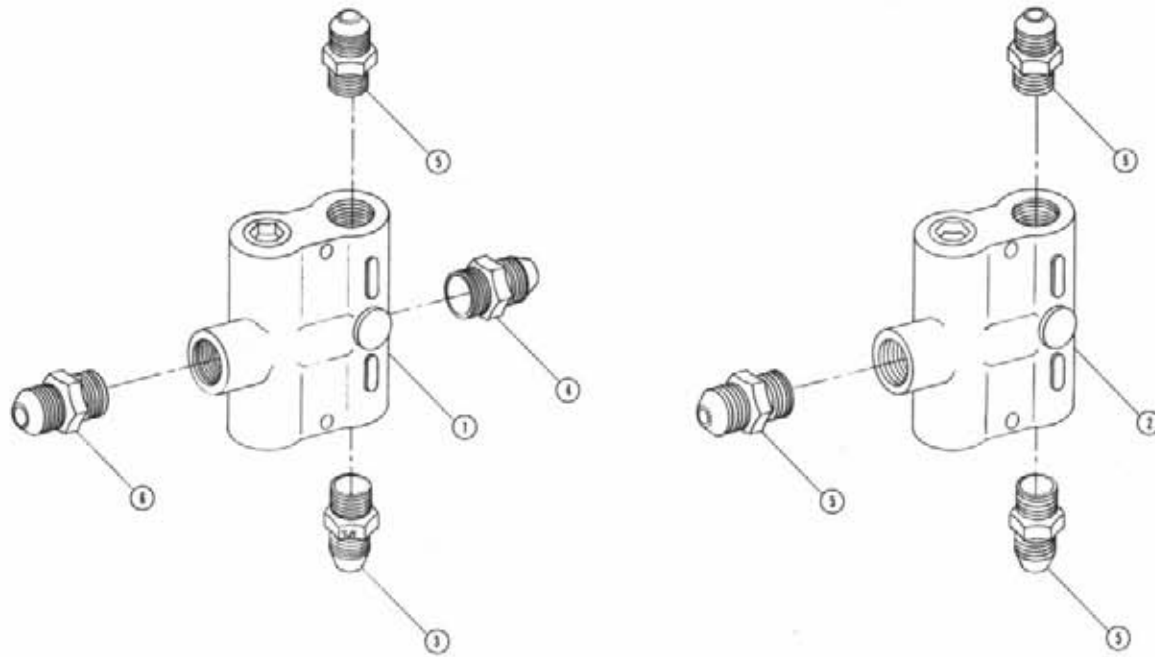
Note: Item 5 is used only on  
8380 machines





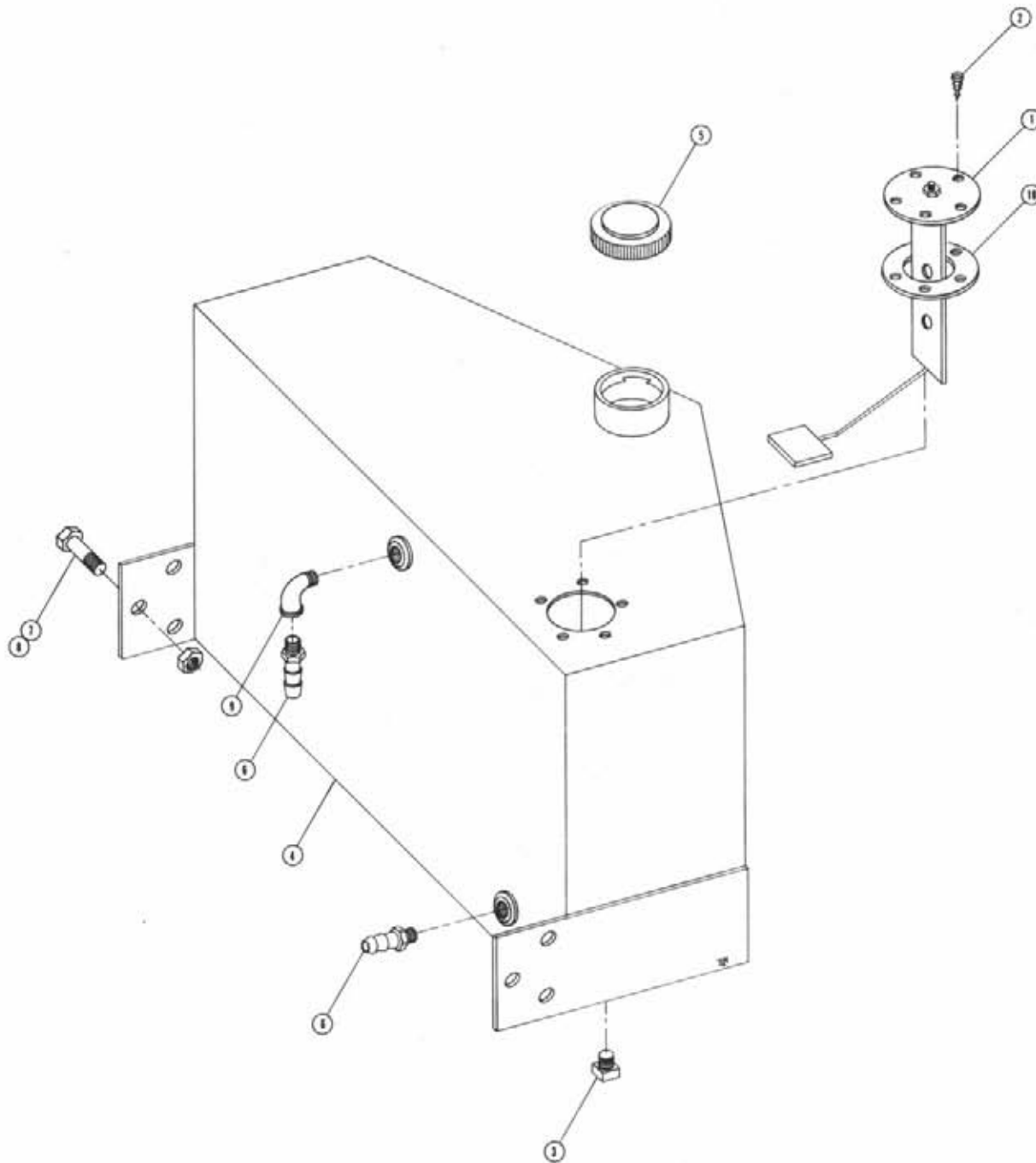
TIRE AND RIM ASSEMBLY

Det.	Qty.	P/N	Description
1	1	820604	11.2 x 24 6-Ply Traction Tire
2	1	820600	24 in. Rim Weldment
3	1	820001	12.4 x 28 4-Ply Traction Tire
4	1	820609	12.4 x 28 Rim Weldment
5	1	650985	Wheel Bolt Torque Decal



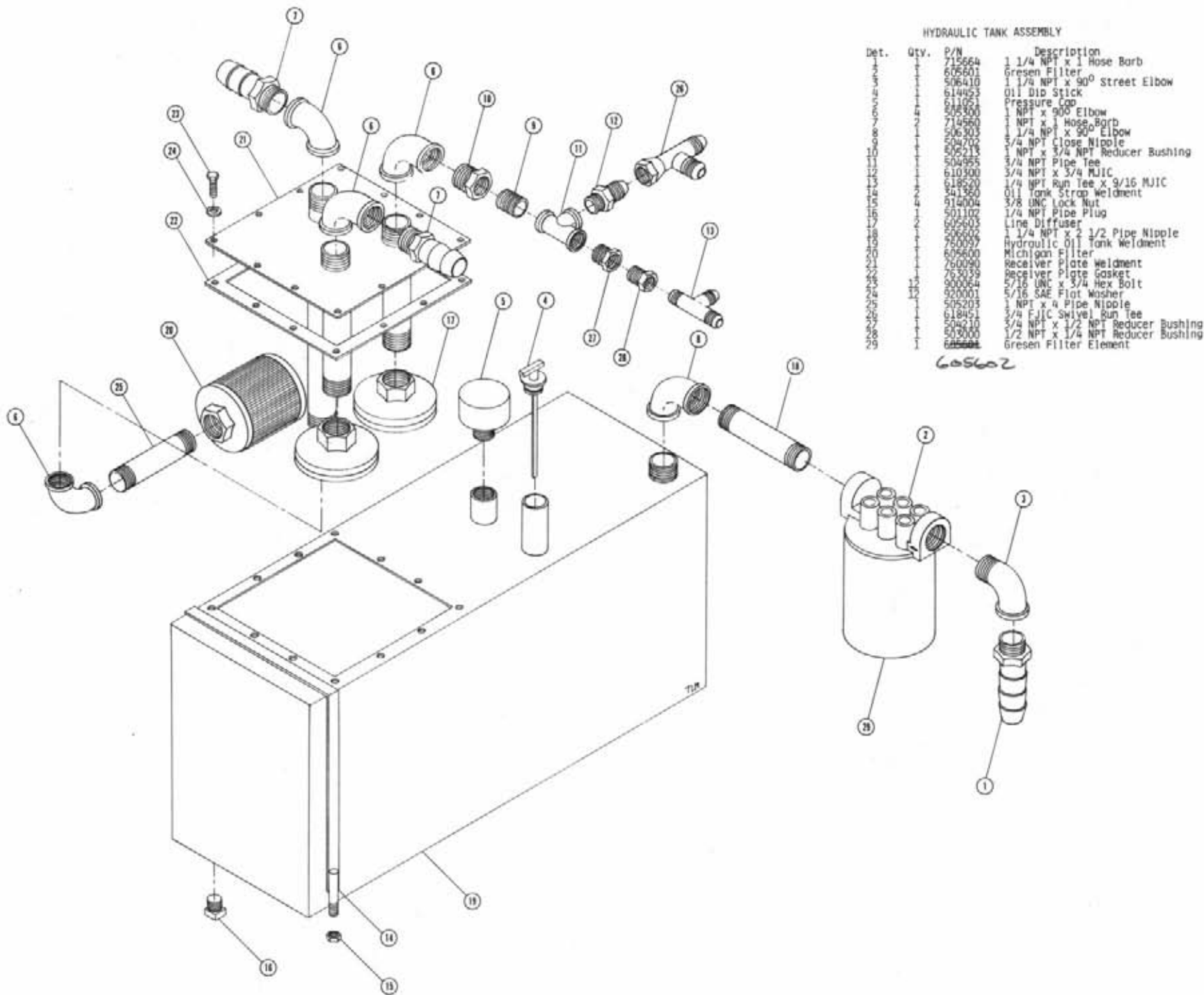
FLOW DIVIDER ASSEMBLY

Det.	Qty.	P/N	Description
1	1	607518	BGR 56 Flow Divider
2	1	607504	B50 Flow Divider
3	1	618327	7/8 MOR x 3/4 MJIC
4	1	618011	3/8 NPT x 9/16 MJIC
5	4	618310	7/8 MOR x 9/16 MJIC
6	1	611126	7/8 MOR x 7/8 MJIC



FUEL TANK ASSEMBLY

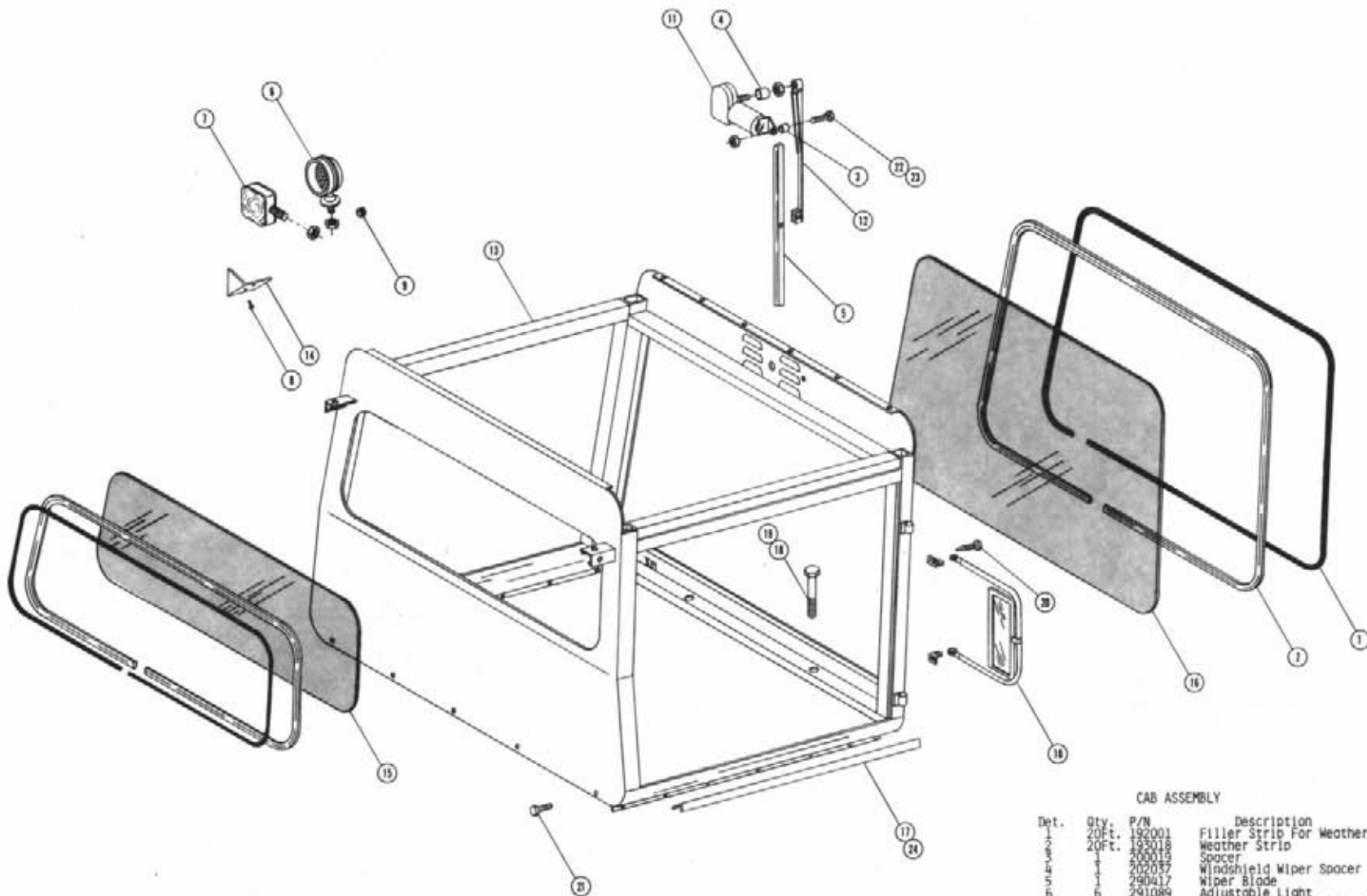
Det.	Qty.	P/N	Description
1	1	291428	Fuel Sender
2	5	473902	No. 8 x 1/2 Pan Head Screw
3	1	501102	1/4 Pipe Nipple
4	1	760091	Fuel Tank Weldment
5	1	761200	Gas Cap
6	2	783303	1/4 NPT x 5/16 Hose Barb
7	6	900264	1/2 UNC x 1 1/4 Hex Bolt
8	6	914008	1/2 UNC Lock Nut
9	1	501450	1/4 UNC x 90° Street Elbow
10	1	291464	Fuel Sender Gasket



HYDRAULIC TANK ASSEMBLY

Det.	Qty.	P/N	Description
1	1	715664	1 1/4 NPT x 1 Hose Barb
2	1	605601	Grease Filter
3	1	506410	1 1/4 NPT x 90° Street Elbow
4	1	614453	Oil Dip Stick
5	1	611051	Pressure Cap
6	1	505300	1 NPT x 90° Elbow
7	2	714560	1 NPT x 1 Hose Barb
8	1	506303	1 1/4 NPT x 90° Elbow
9	1	504702	3/4 NPT Close Nipple
10	1	505213	1 NPT x 3/4 NPT Reducer Bushing
11	1	504955	3/4 NPT Pipe Tee
12	1	610300	3/4 NPT x 3/4 MJIC
13	1	618520	1/4 NPT Run Tee x 9/16 MJIC
14	1	941360	Oil Tank Strap Weldment
15	1	914004	3/8 UNC Lock Nut
16	1	901102	1/4 NPT Pipe Plug
17	2	605603	Line Diffuser
18	2	506602	1 1/4 NPT x 2 1/2 Pipe Nipple
19	1	750057	Hydraulic Oil Tank Weldment
20	1	605600	Michigan Filter
21	1	750090	Receiver Plate Weldment
22	1	763039	Receiver Plate Gasket
23	12	900064	5/16 UNC x 3/4 Hex Bolt
24	12	920001	5/16 SAE Flat Washer
25	1	505203	1 NPT x 1/4 Pipe Nipple
26	1	618451	3/4 FJIC Swivel Run Tee
27	1	504210	3/4 NPT x 1/2 NPT Reducer Bushing
28	1	503000	1/2 NPT x 1/4 NPT Reducer Bushing
29	1	605602	Grease Filter Element

605602



CAB ASSEMBLY

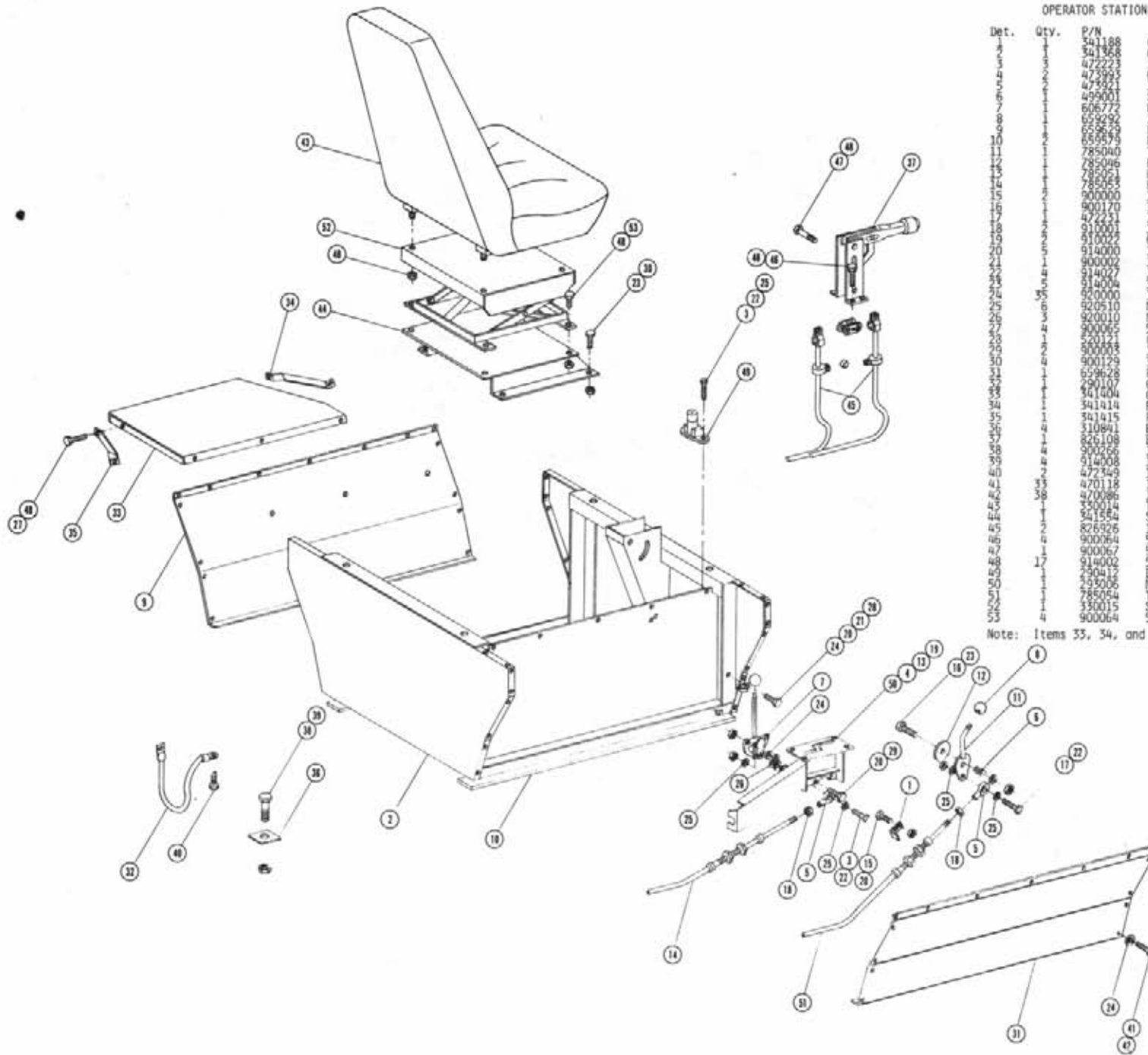
Det.	Qty.	P/N	Description
1	1	192001	Filler Strip For Weather Strip
2	20Ft.	193018	Weather Strip
3	20Ft.	200019	Spacer
4	1	202037	Windshield Wiper Spacer
5	1	290417	Wiper Blade
6	1	291089	Adjustable Light
7	1	291119	Flasher and Side Marker Light
8	4	473502	No. 5 x 1/2 Pan Head Metal Screw
9	4	470067	1/4 I. D. Rubber Grommet
10	2	650524	Rear View Mirror
11	1	658008	Windshield Wiper Motor
12	1	658013	Wiper Arm
13	1	659402	Cab Weldment
14	4	659421	Worklight Bracket Cover
15	1	659424	Rear Cab Glass
16	1	659425	Front Cab Glass
17	2	659467	Cab Foam Keeper Angle
18	4	900270	1/2 UNC x 3 Hex Bolt
19	4	914008	1/2 UNC Lock Nut
20	8	472349	1/8 x 3/4 Self-Tapping Screw
21	10	470118	1/4 UNC x 3/4 Flanged Bolt
22	1	914000	1/4 UNC Lock Nut
23	1	900005	1/4 UNC x 1 1/2 Hex Bolt
24	10	485052	1/8 x 3/8 Pop Rivet

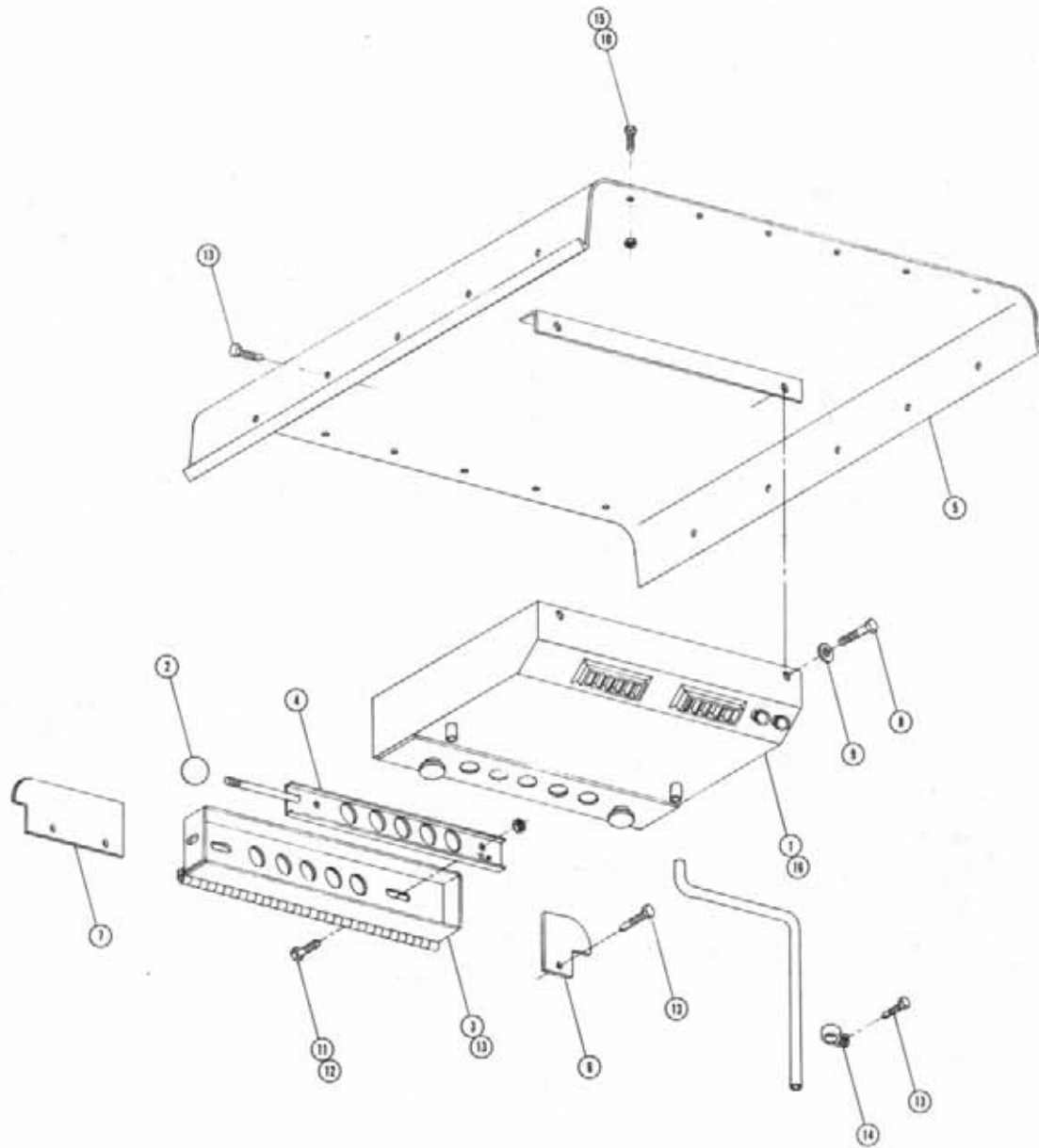


OPERATOR STATION ASSEMBLY

Det.	Qty.	P/N	Description
1	1	341188	Console Throttle Cable Mount Angle
2	1	341368	Operator Station Weldment
3	1	472223	10-32 x 1 Round Head Machine Screw
4	1	473993	6-32 x 1 1/8 Hex Head Machine Screw
5	1	473991	10-32 Ball Joint
6	1	499001	Spring
7	1	606772	Hydrostatic Control Head
8	1	659292	1 7/8 Dia. Ball Knob
9	1	659629	Left Operator Station Panel
10	1	659579	Foam 2 in. x 40 in.
11	1	785040	Throttle Lever Weldment
12	1	785046	Friction Disc
13	1	785051	Hydrostatic Control Mount Weldment
14	1	785053	Hydrostatic Cable 95 in.
15	1	900000	1/4 UNC x 1/2 Hex Bolt
16	1	900170	3/8 UNC x 2 1/4 Hex Bolt
17	1	472251	10-32 x 3/4 Pan Head Machine Screw
18	1	910001	1/4-28 Hex Nut
19	1	910022	6-32 Hex Nut
20	1	914000	1/4 UNC Lock Nut
21	1	900002	1/4 UNC x 3/4 Hex Bolt
22	1	914027	10-32 Lock Nut
23	1	914004	3/8 UNC Lock Nut
24	1	920000	1/4 Flat Washer
25	1	920510	No. 10 Lock Washer
26	1	920010	No. 10 Flat Washer
27	1	900065	5/16 UNC x 1 Hex Bolt
28	1	900121	Cushion Hose Clamp
29	1	900058	1/4 UNC x 1 Hex Bolt
30	1	900129	3/8 UNC x 1 Hex Bolt
31	1	659628	Right Operator Station Panel
32	1	290107	Ground Strap
33	1	341404	Operator Station Step Weldment
34	1	341414	Front Operator Station Step Brace
35	1	341415	Rear Operator Station Step Brace
36	1	310841	Engine Pad
37	1	826108	Brake Lever Assembly
38	1	900266	1/2 UNC x 1 3/4 Hex Bolt
39	1	914008	1/2 UNC Lock Nut
40	1	472349	1/4 UNC x 3/4 Self-Tapping Screw
41	1	470118	1/4 UNC x 3/4 Flanged Hex Bolt
42	1	470086	1/4 UNC Nutsert
43	1	330014	Trimline Seat
44	1	341554	Seat Mount Weldment
45	1	826926	190 in. Brake Cable
46	1	900064	5/16 UNC x 3/4 Hex Bolt
47	1	900067	5/16 UNC 1 1/2 Hex Bolt
48	1	914002	5/16 UNC Lock Nut
49	1	30412	Dimmer Switch
50	1	439006	Micro Switch
51	1	785054	Throttle Cable 128 in.
52	1	330015	Suspension Assembly
53	1	900064	5/16 UNC x 3/4 Hex Bolt

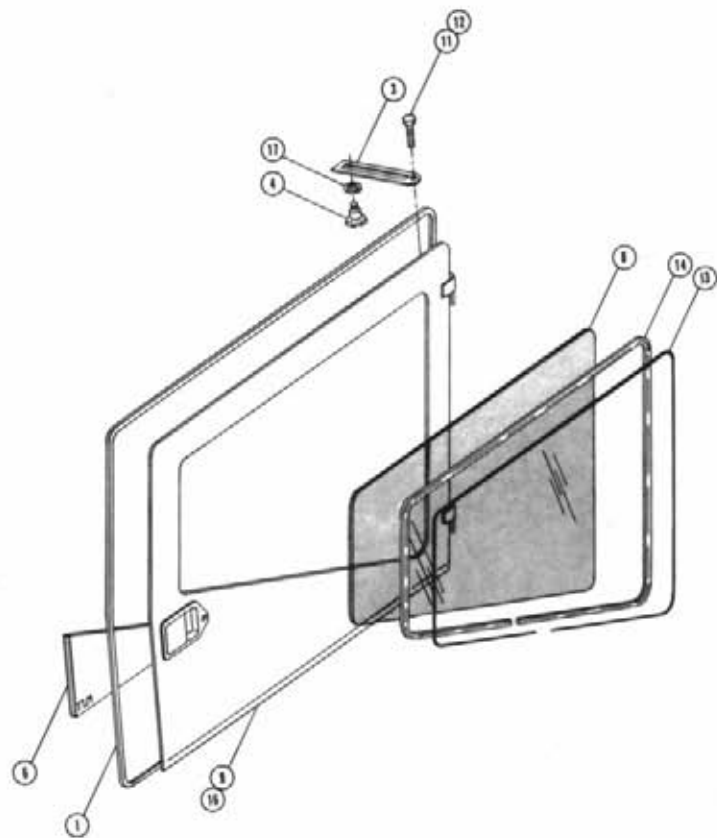
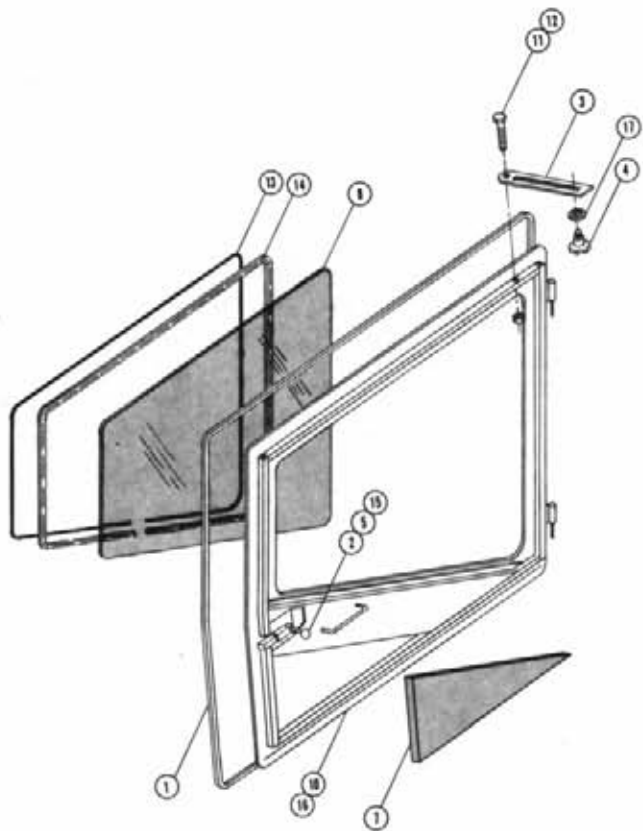
Note: Items 33, 34, and 35 are used only on the 8370 Machines.





AIR CONDITIONER ASSEMBLY AND ROOF

Det.	Qty.	P/N	Description
1	1	657303	A/C Evaporator Installation Kit
2	1	659291	3/8 x 1 Ball Knob
3	1	659439	Air Conditioner Housing Mount Weldment
4	1	659442	Outside Air Slide Weldment
5	1	659445	Cab Roof Weldment
6	1	659448	Right Cab Roof Gusset
7	1	659449	Left Cab Roof Gusset
8	2	900130	3/8 UNC x 1 1/4 Hex Bolt
9	2	920002	3/8 SAE Flat Washer
10	12	470118	1/4 UNC x 3/4 Flanged Hex Bolt
11	2	914000	1/4 UNC Lock Nut
12	2	900000	1/4 UNC x 1/2 Hex Bolt
13	19	472349	1/4 x 3/4 Self-Tapping Screw
14	4	520117	5/8 Cushion Hose Clamp
15	12	470121	1/4-20 Flanged Lock Nut
16	1	657353	A/C Blower And Evaporator Kit

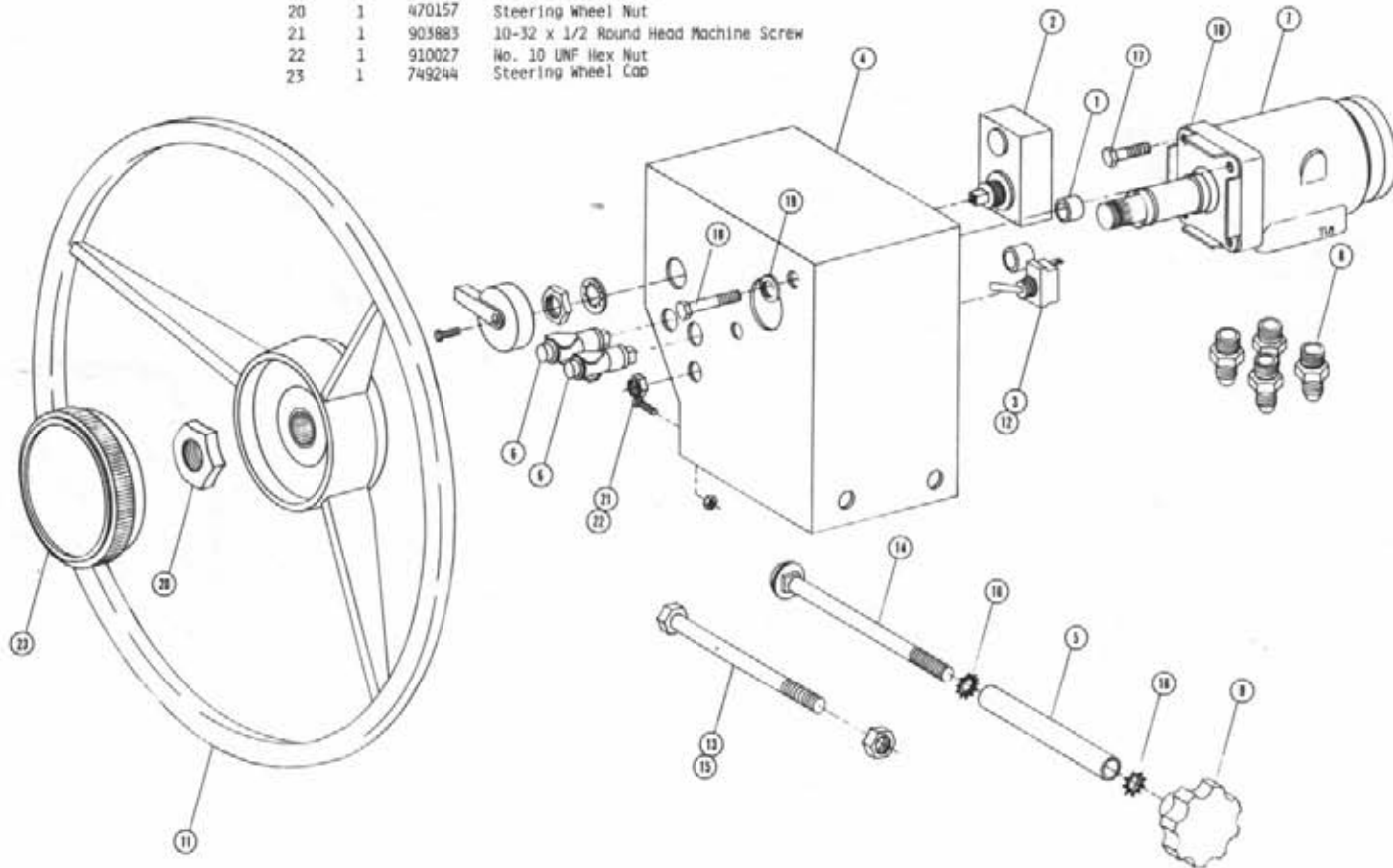


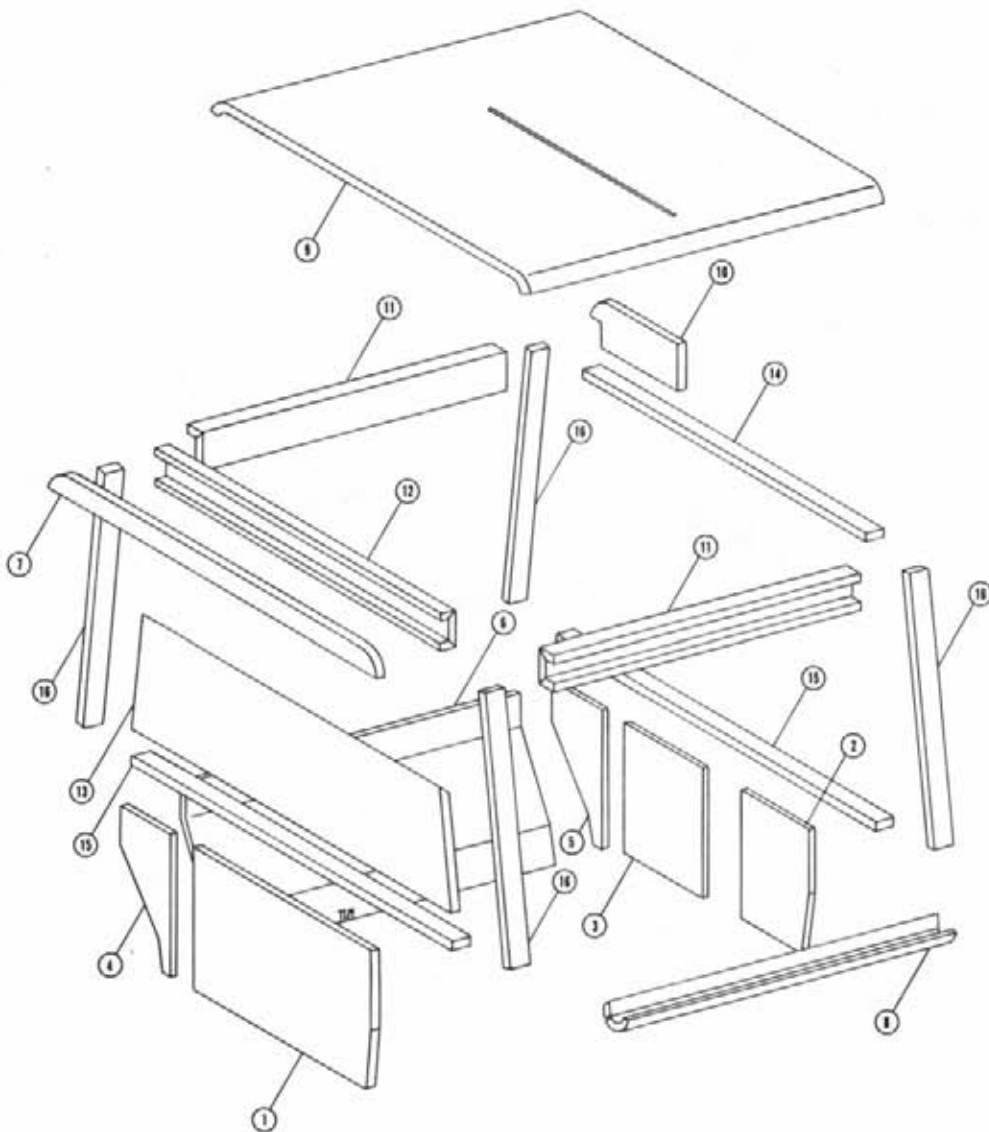
**DOOR ASSEMBLY**

Det.	Qty.	P/N	Description
1	24Ft.	193028	Snap-On Seal
2	2	470077	3/8 UNC x 1 3/4 Stud
3	2	659159	Door Catch Slide
4	2	470024	3/8 UNC Plastic Knob
5	2	659292	1 7/8 Ball Knob
6	1	659389	Foam, Right Door Panel
7	1	659386	Foam, Left Door Panel
8	2	659426	Cab Door Glass
9	1	659427	Right Cab Door Weldment
10	1	659436	Left Cab Door Weldment
11	2	900004	1/4 UNC x 1 1/4 Hex Bolt
12	2	914000	1/4 UNC Lock Nut
13	18Ft.	192001	Filler Strip
14	18Ft.	193018	Self Seal Weather Strip
15	2	910004	3/8 UNC Hex Nut
16	4	485052	1/8 x 3/8 Pop Rivet
17	2	920002	3/8 Flat Washer

STEERING WHEEL ASSEMBLY

Det.	Qty.	P/N	Description
1	2	200464	Spacer
2	1	291088	Flasher/Turn Signal Switch
3	1	298012	Toggle Switch
4	1	341180	Steering Column Cover Weldment
5	1	001266	Spacer Tube
6	2	390318	Indicator Light
7	1	749150	Steering Motor
8	4	618109	3/4 MDR x 9/16 MJIC
9	1	742502	Steering Adjustment Knob
10	1	749178	Steering Column
11	1	749245	Steering Wheel
12	1	470001	Rubber Boot
13	1	900277	1/2 Unc x 5 1/2 Hex Bolt
14	1	901276	1/2 UNC x 5 Carriage Bolt
15	1	914008	1/2 UNC Lock Nut
16	2	470123	Star Washer
17	2	900128	3/8 UNC x 3/4 Hex Bolt
18	2	900130	3/8 UNC x 1 1/4 Hex Bolt
19	2	920002	3/8 SAE Flat Washer
20	1	470157	Steering Wheel Nut
21	1	903883	10-32 x 1/2 Round Head Machine Screw
22	1	910027	No. 10 UNF Hex Nut
23	1	749244	Steering Wheel Cap



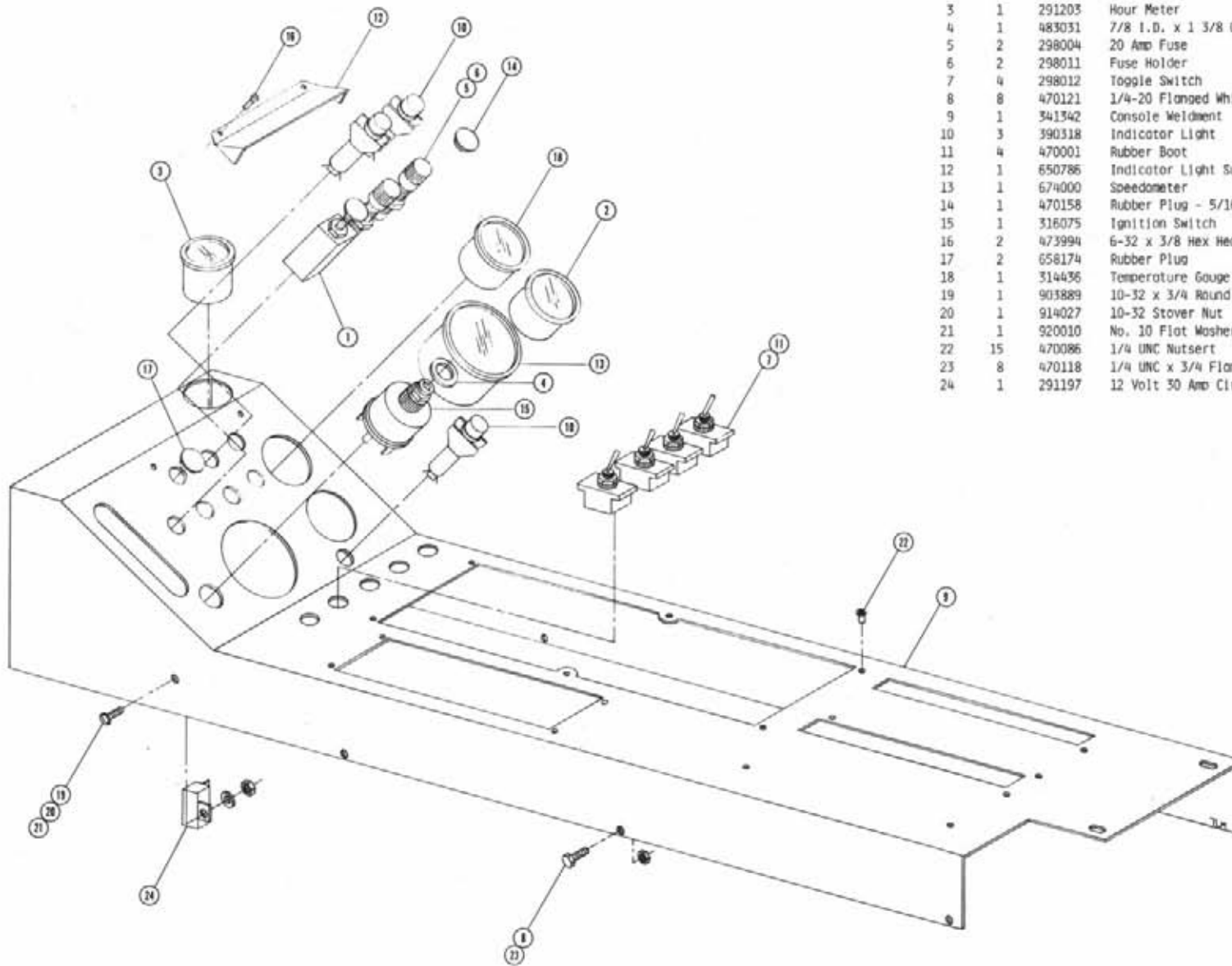


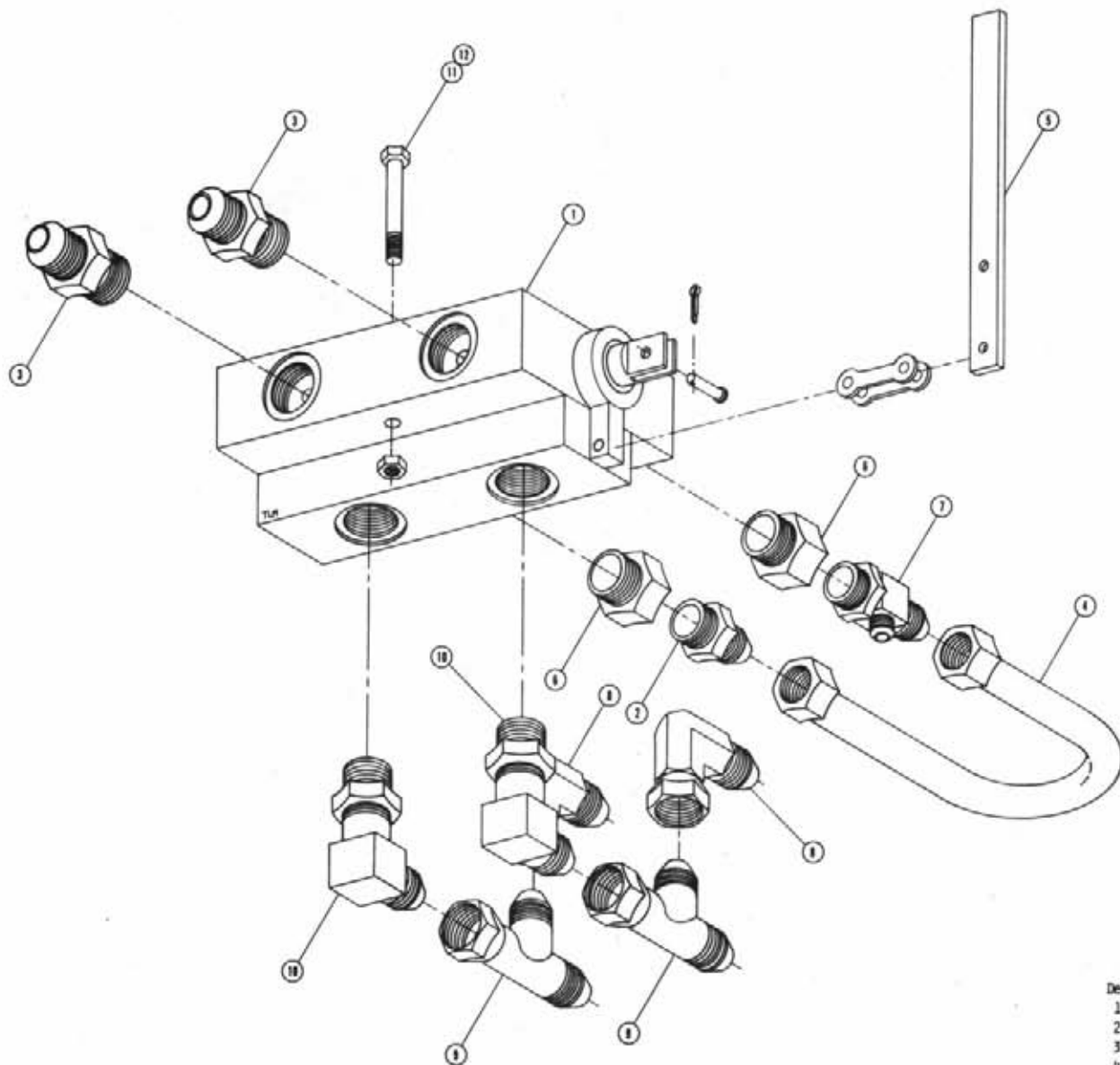
CAB FOAM

Det.	Qty.	P/N	Description
1	1	659597	Foam, Center Rear Operator Station
2	1	659594	Foam, Right Front Operator Station
3	1	659593	Foam, Center Front Operator Station
4	1	659596	Foam, Left Rear Operator Station
5	1	659595	Foam, Left Front Operator Station
6	1	659598	Foam, Left Side Panel
7	1	659581	Foam, Rear Top Crossmember
8	1	659599	Foam, Console Side
9	1	659583	Foam, Cab Roof
10	1	659385	Foam, Left Top Cab Corner
11	2	659392	Foam, Upper Side Frame
12	1	659393	Foam, Upper Rear Frame
13	1	659394	Foam, Lower Rear Window Panel
14	1	659396	Foam, Cab Tube 37.25 Long
15	2	659397	Foam, Cab Tube 42.75 Long
16	4	659398	Foam, Cab Tube 32.25 Long

CONSOLE ASSEMBLY

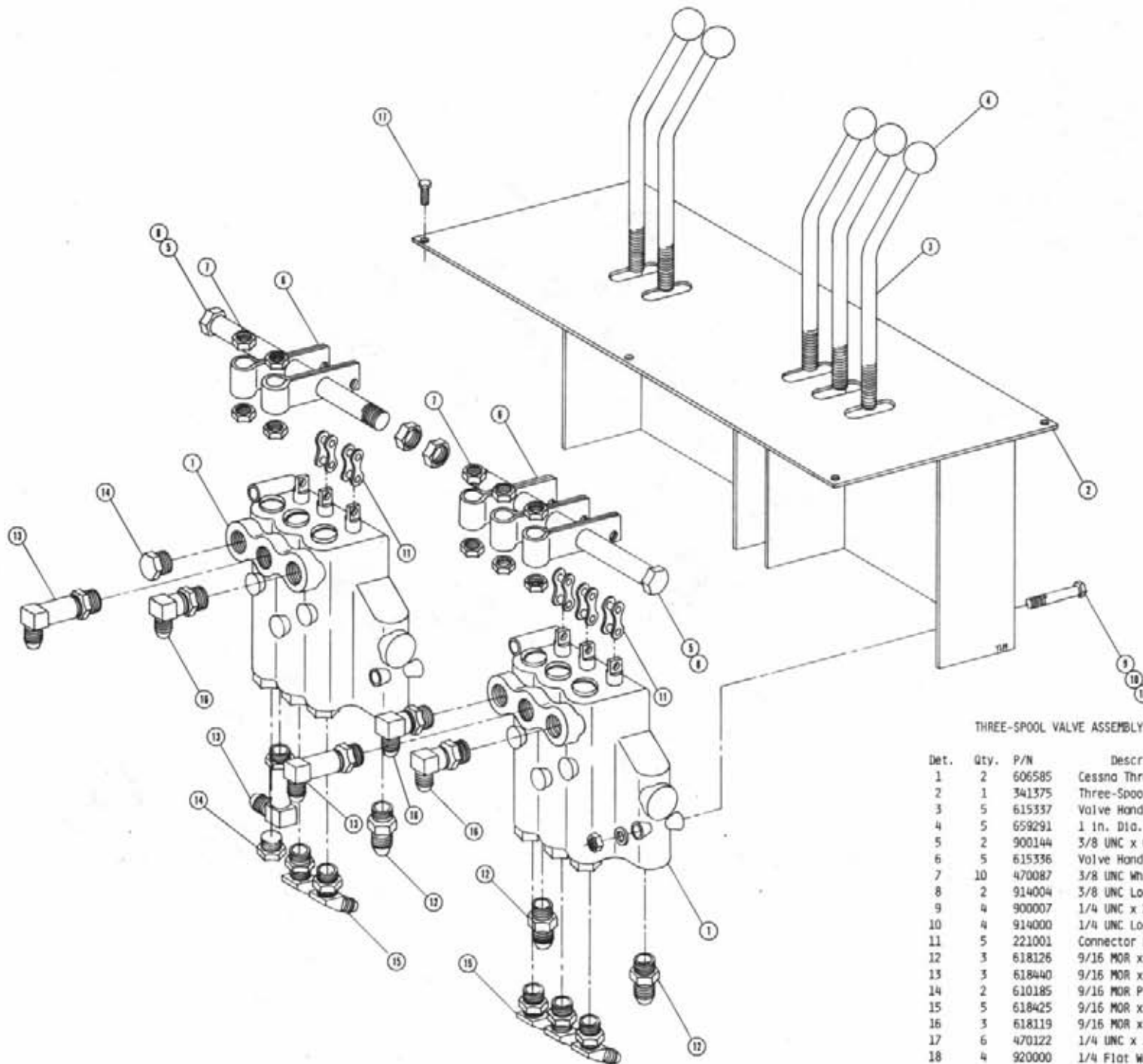
Det.	Qty.	P/N	Description
1	1	290046	Two-Position Light Switch
2	1	290401	Fuel Gauge
3	1	291203	Hour Meter
4	1	483031	7/8 I.D. x 1 3/8 O.D. Washer
5	2	298004	20 Amp Fuse
6	2	298011	Fuse Holder
7	4	298012	Toggle Switch
8	8	470121	1/4-20 Flanged Whiz Nut
9	1	341342	Console Weldment
10	3	390318	Indicator Light
11	4	470001	Rubber Boot
12	1	650786	Indicator Light Sun Shield
13	1	674000	Speedometer
14	1	470158	Rubber Plug - 5/16 Dia. Hole
15	1	316075	Ignition Switch
16	2	473994	6-32 x 3/8 Hex Head Metal Screw
17	2	658174	Rubber Plug
18	1	314436	Temperature Gauge
19	1	903889	10-32 x 3/4 Round Head Machine Screw
20	1	914027	10-32 Stover Nut
21	1	920010	No. 10 Flat Washer
22	15	470086	1/4 UNC Nutsert
23	8	470118	1/4 UNC x 3/4 Flanged Hex Bolt
24	1	291197	12 Volt 30 Amp Circuit Breaker





Four-Wheel Drive Selector Valve Assembly

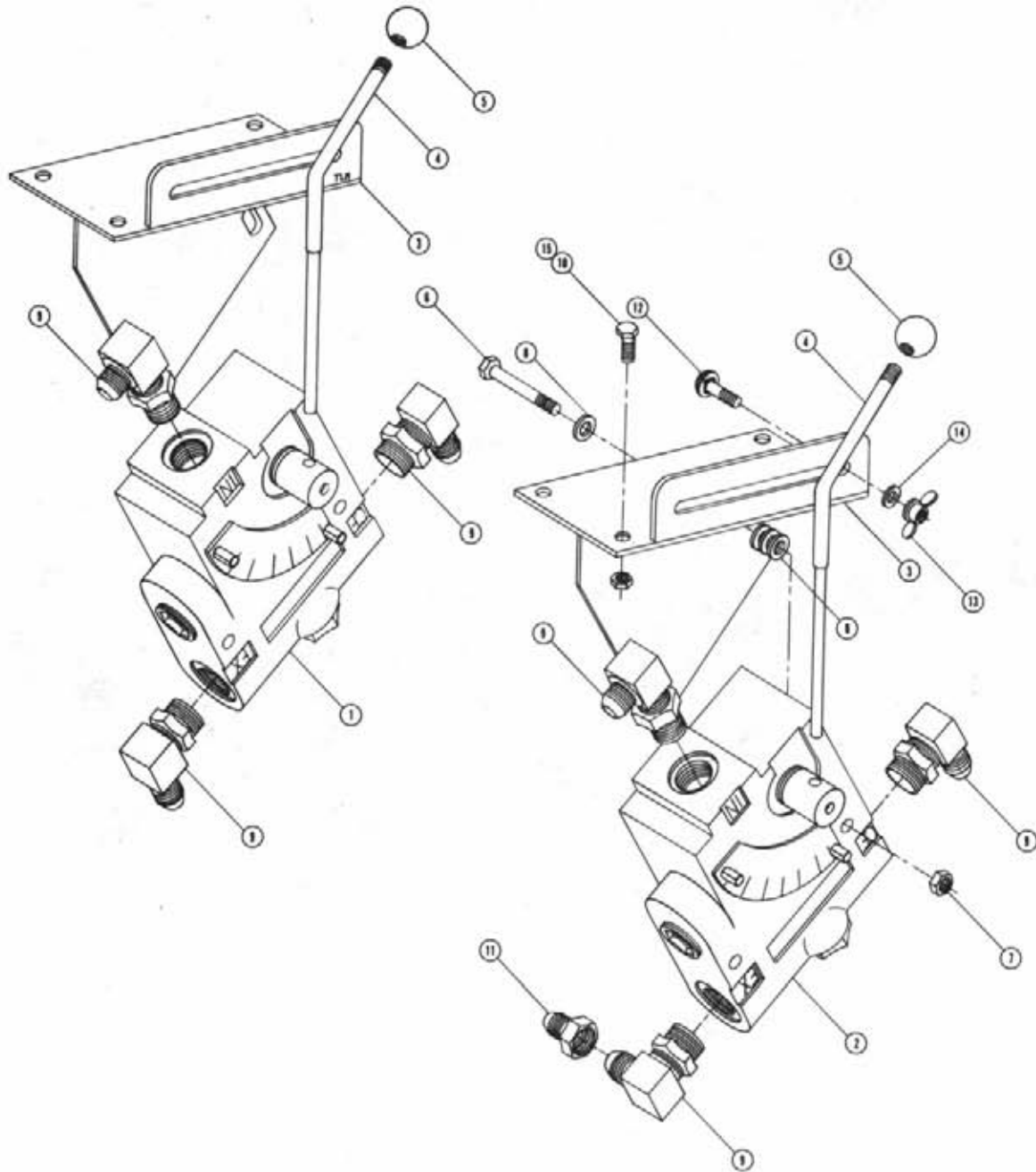
Det. Qty.	P/N	Description
1	606003	Gresen Selector Valve
2	611126	7/8 MDR x 7/8 MJIC
3	611127	1 1/16 MDR x 1 1/16 MJIC
4	614198	Four-Wheel Drive U-Tube
5	615592	Four-Wheel Drive Selector Valve Handle
6	618132	1 1/16 MDR x 7/8 FOR Reducer
7	618287	7/8 MDR x 7/8 MJIC x 9/16 MJIC Tee
8	618301	7/8 MJIC x 90° x 7/8 FJIC Swivel
9	618333	7/8 MJIC Swivel Run Tee
10	618535	1 1/16 MDR x 90° x 7/8 MJIC
11	900135	3/8 UNC x 2 3/4 Hex Bolt
12	914004	3/8 UNC Lock Nut



THREE-SPOOL VALVE ASSEMBLY

Det.	Qty.	P/N	Description
1	2	606585	Cessna Three-Spool Valve
2	1	341375	Three-Spool Valve Mount Weldment
3	5	615337	Valve Handle
4	5	659291	1 in. Dia. Ball
5	2	900144	3/8 UNC x 6 1/2 Hex Bolt
6	5	615336	Valve Handle Link
7	10	470087	3/8 UNC Whiz Nut
8	2	914004	3/8 UNC Lock Nut
9	4	900007	1/4 UNC x 2 Hex Bolt
10	4	914000	1/4 UNC Lock Nut
11	5	221001	Connector Link Clip
12	3	618126	9/16 MOR x 9/16 MJIC
13	3	618440	9/16 MOR x 90° x 9/16 MJIC Long
14	2	610185	9/16 MOR Plug
15	5	618425	9/16 MOR x 45° x 9/16 MJIC
16	3	618119	9/16 MOR x 90° x 9/16 MJIC
17	6	470122	1/4 UNC x 1/2 Flange Head Bolt
18	4	920000	1/4 Flat Washer





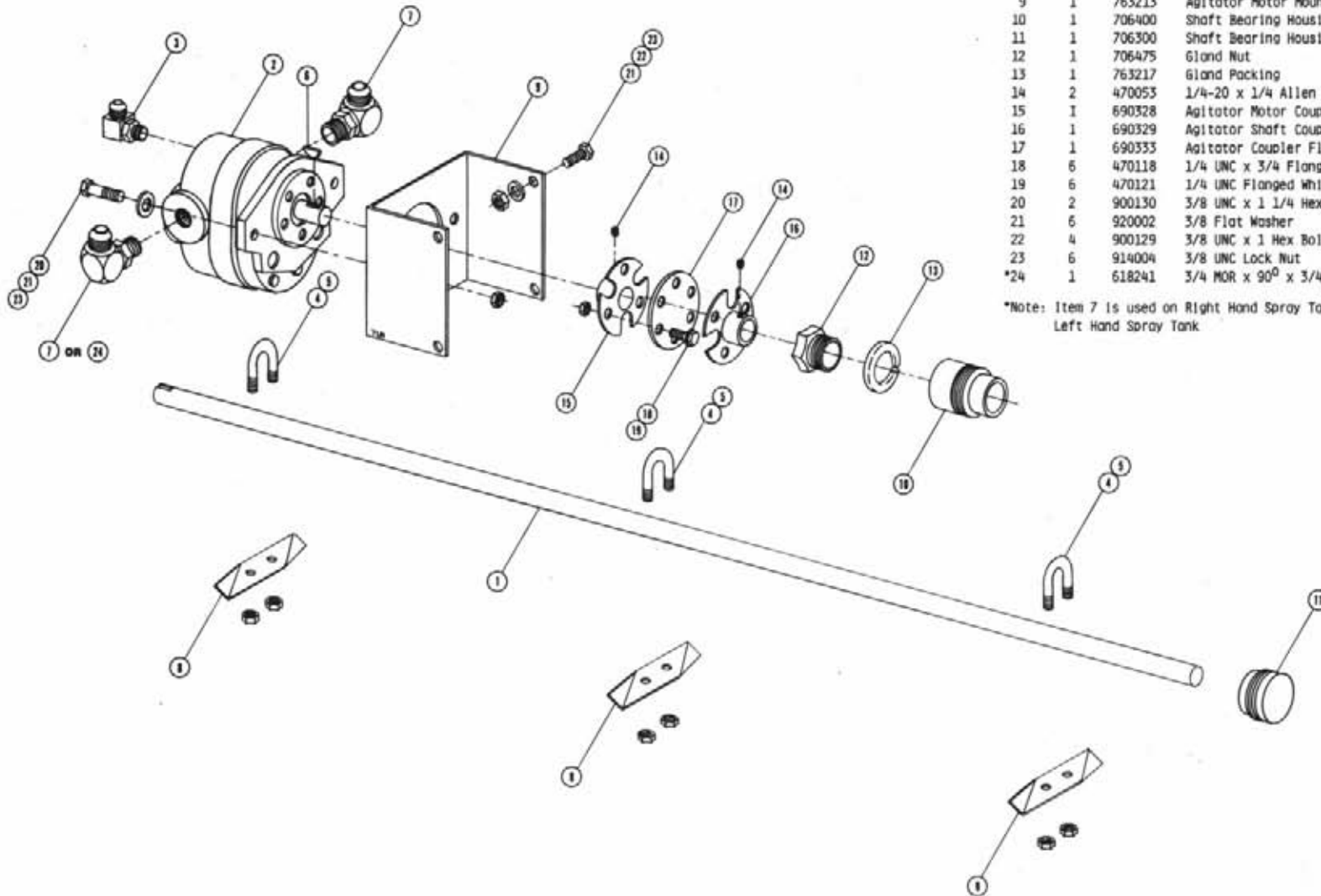
VARIABLE FLOW CONTROL ASSEMBLIES

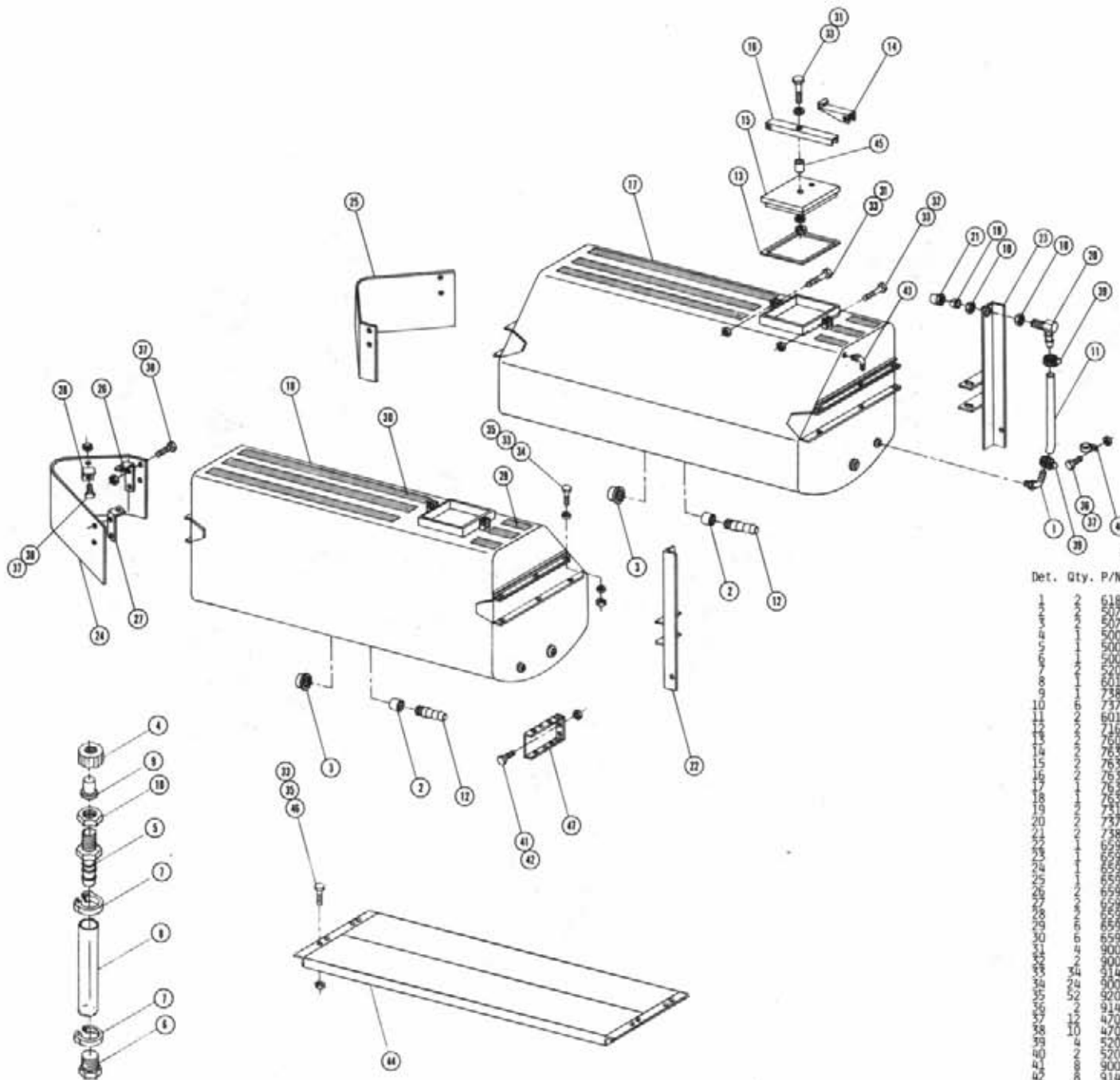
Det.	Qty.	P/N	Description
1	1	606818	Solution Variable Flow Control
2	1	606827	Agitator Variable Flow Control
3	2	606837	Flow Control Mount Weldment
4	2	615491	Flow Control Lever Weldment
5	2	659291	1 in. Dia. Ball Knob
6	4	900010	1/4 UNC x 3 Hex Bolt
7	4	914000	1/4 UNC Lock Nut
8	16	920000	1/4 SAE Flat Washer
9	6	618183	7/8 MOR x 90° x 3/4 MJIC
10	6	470118	1/4 UNC x 3/4 Flanged Head Bolt
11	1	618482	3/4 FJIC x 9/16 MJIC
12	2	901064	5/16 UNC x 3/4 Carriage Bolt
13	2	473900	5/16 UNC Wing Nut
14	2	920002	3/8 Flat Washer
15	6	470121	1/4 UNC Flanged Whiz Nut

AGITATOR ASSEMBLY

Det.	Qty.	P/N	Description
1	1	763216	Agitator Shaft
2	1	610044	Hydraulic Motor
3	1	618119	9/16 MOR x 90° x 9/16 MJIC
4	6	470089	1/4 UNC SS Lock Nut
5	3	470092	1/4 UNC x 3/4 x 1 1/4 SS U-Bolt
6	1	472003	No. 9 Woodruff Key
*7	2	618115	3/4 MOR x 90° x 9/16 MJIC
8	3	763027	Agitator Impeller
9	1	763213	Agitator Motor Mount
10	1	706400	Shaft Bearing Housing
11	1	706300	Shaft Bearing Housing Assembly
12	1	706475	Gland Nut
13	1	763217	Gland Packing
14	2	470053	1/4-20 x 1/4 Allen Head Set Screw
15	1	690328	Agitator Motor Coupler Half
16	1	690329	Agitator Shaft Coupler Half
17	1	690333	Agitator Coupler Flex Disk
18	6	470118	1/4 UNC x 3/4 Flanged Hex Bolt
19	6	470121	1/4 UNC Flanged Whiz Nut
20	2	900130	3/8 UNC x 1 1/4 Hex Bolt
21	6	920002	3/8 Flat Washer
22	4	900129	3/8 UNC x 1 Hex Bolt
23	6	914004	3/8 UNC Lock Nut
*24	1	618241	3/4 MOR x 90° x 3/4 MJIC

\*Note: Item 7 is used on Right Hand Spray Tank and Item 24 is used on Left Hand Spray Tank.

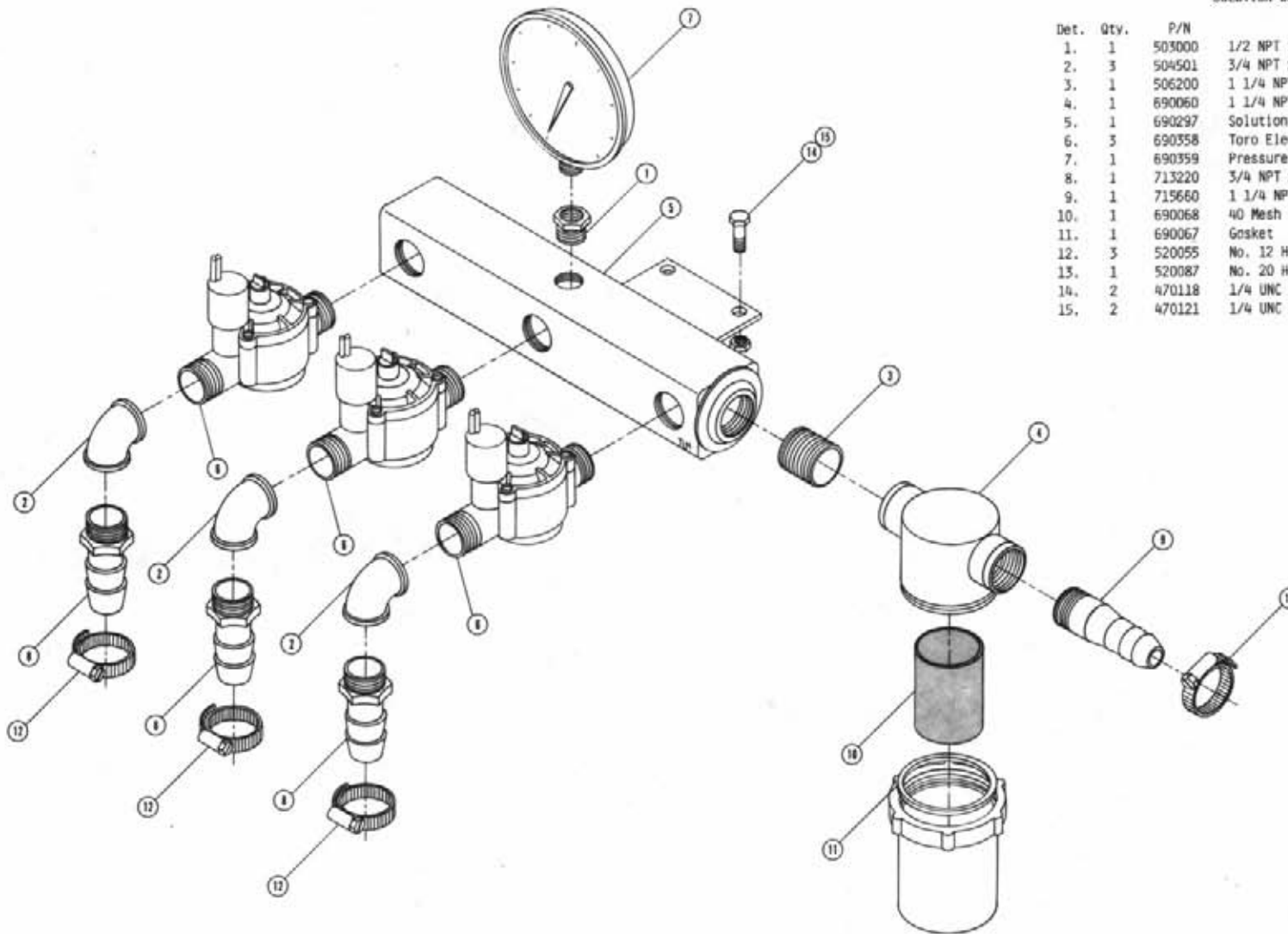




SOLUTION TANK ASSEMBLY

Det.	Qty.	P/N	Description
1	2	618556	1/4 NPT x 90° x 1/2 Nylon Hose Barb
2	2	507025	1 1/2 NPT Pipe Coupler
3	1	507100	1 1/2 NPT Pipe Cap
4	1	500005	11/16 Nylon Swivel Nut
5	1	500006	11/16 MPS x 3/8 Hose Barb
6	1	500007	1/8 MNPT Nylon Hex Plug
7	1	520005	No. 6 Vinyl Snap Clamp
8	1	601216	Vent Hose
9	1	738859	Nylon Screen Assembly
10	1	737858	11/16 Nut
11	1	601205	1/2 x 42 in. Sight Gauge Hose
12	1	716003	1/2 x 1 1/2 Hose Barb
13	1	760651	Tank Lid Gasket
14	1	763163	Spray Tank Latch Handle
15	1	763164	Spray Tank Lid Weldment
16	2	763166	Tank Lid Channel
17	1	763196	Right Spray Tank weldment
18	1	763197	Left Spray Tank weldment
19	1	731109	F59 80 Nylon Tip
20	2	737856	1/2 Connector Nozzle
21	2	738866	11/16 Steel Cap Nut
22	1	659670	Left Sight Gauge Mount
23	1	659679	Right Sight Gauge Mount
24	1	659678	Left Solution Tank Shield
25	1	659667	Right Solution Tank Shield
26	2	659666	Inside Mounting Bracket Tank Shield
27	2	659665	Outside Mounting Bracket Tank Shield
28	2	659664	Top Bracket Solution Tank Shield
29	2	659677	4 x 9 Safety Walk
30	2	659678	4 x 40 Safety Walk
31	2	900134	3/8 UNC x 2 1/2 Hex Bolt
32	2	900138	3/8 UNC x 3 1/2 Hex Bolt
33	24	914004	3/8 UNC Lock Nut
34	24	900130	3/8 UNC x 1 3/4 Hex Bolt
35	52	920002	3/8 Flat Washer
36	2	914000	1/4 UNC Stover Nut
37	12	470118	1/4 UNC x 3/4 Flanged Hex Bolt
38	10	470121	1/4 UNC Flanged WHIZ Nut
39	4	520069	No. 6 Hose Clamp
40	2	520117	5/8 Cushion Hose Clamp
41	2	900333	5/8 UNC x 1 1/2 Hex Bolt
42	2	914010	5/8 UNC Stover Nut
43	1	500116	1/8 NPT x 90° x 1/4 Hose Barb
44	1	341447	Catwalk Weldment
45	2	601231	3/4 x 2 High Pressure EPDM Hose
46	4	900129	3/8 UNC x 1 Hex Bolt
47	4	341434	Tank Mount Extension Channel Weldment

Note: Item 44 is used with 8380 Machines

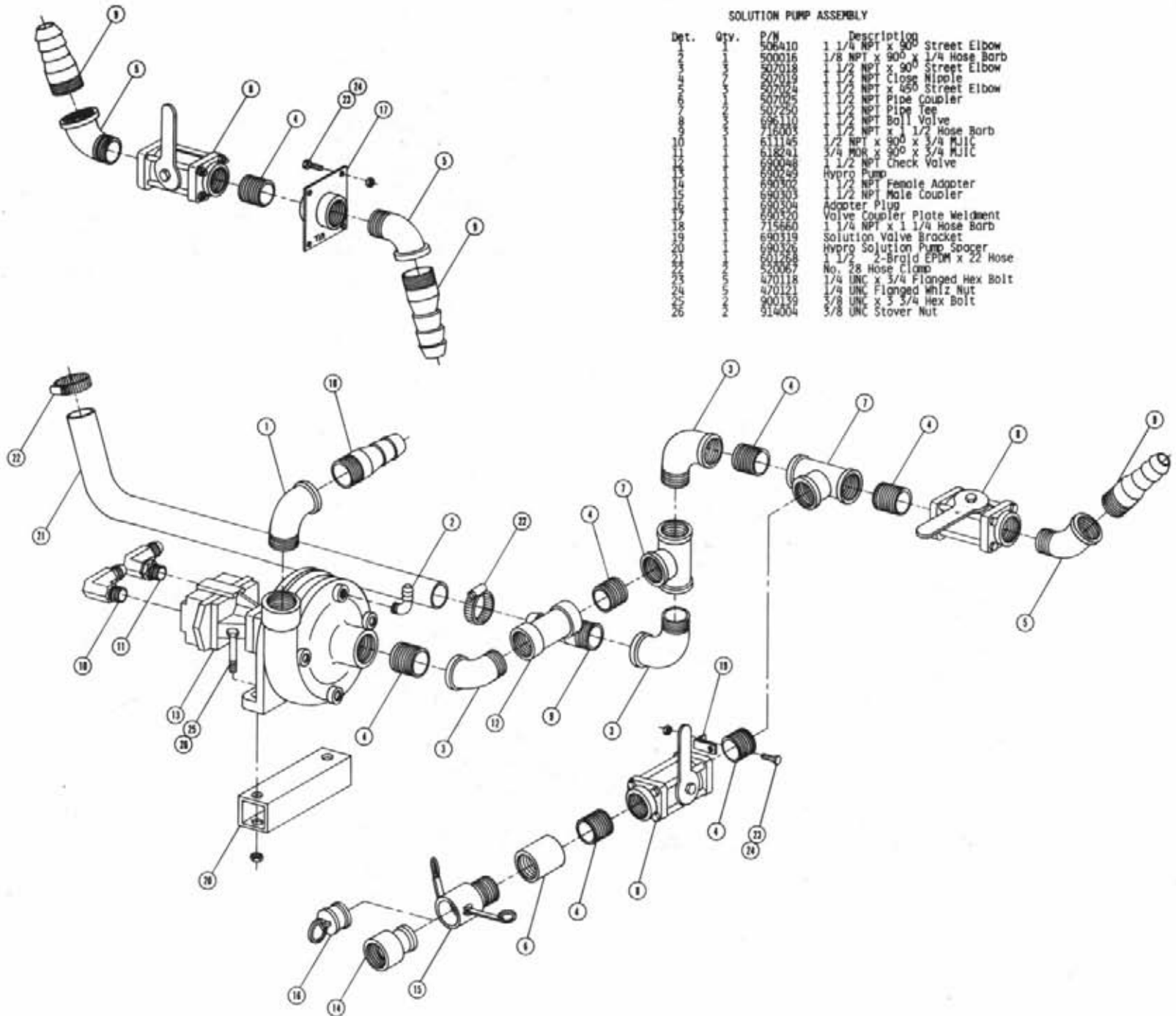


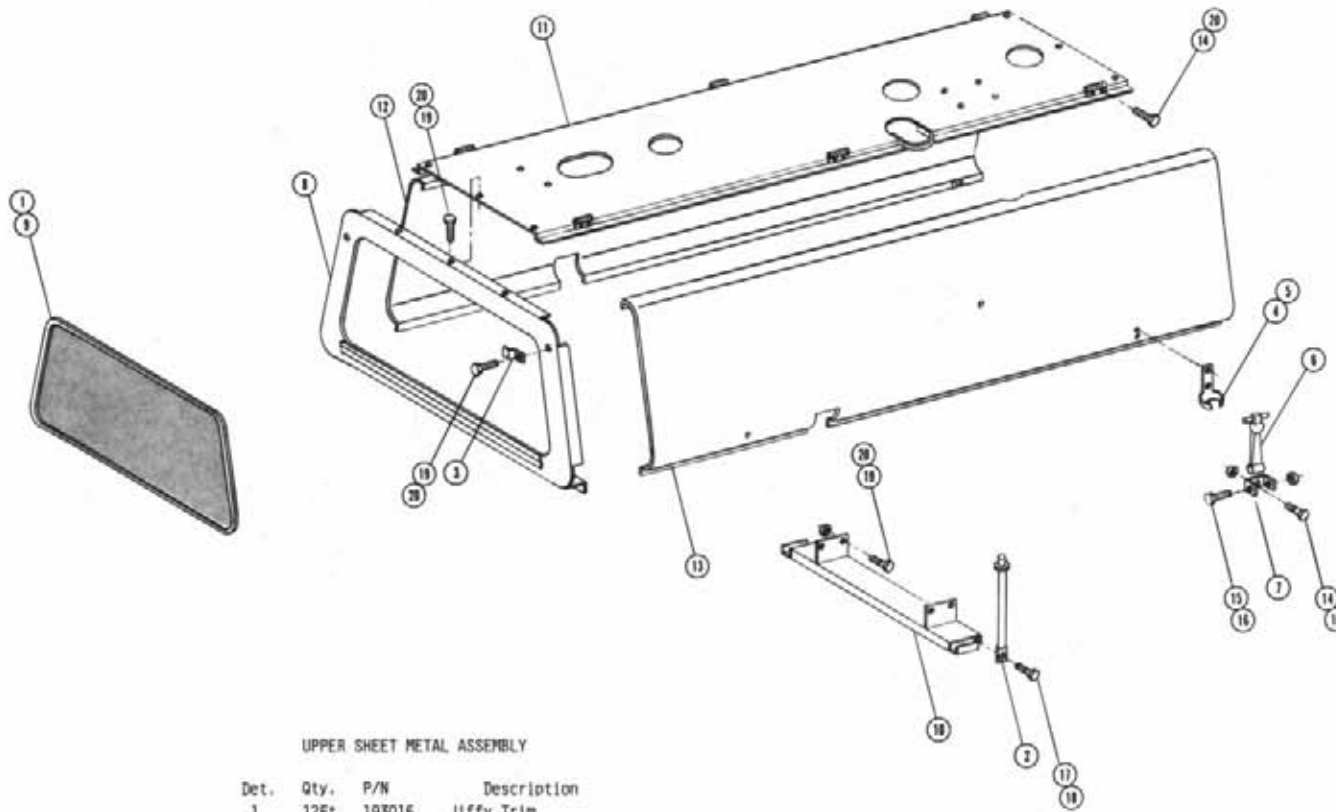
SOLUTION SOLENOID ASSEMBLY

Det.	Qty.	P/N	Description
1.	1	503000	1/2 NPT to 1/4 NPT Reducer Bushing
2.	3	504501	3/4 NPT x 90° Pipe Nipple
3.	1	506200	1 1/4 NPT Close Nipple
4.	1	690060	1 1/4 NPT Line Strainer
5.	1	690297	Solution Manifold Weldment
6.	3	690358	Toro Electric Valve
7.	1	690359	Pressure Gauge
8.	1	713220	3/4 NPT x 3/4 Hose Barb
9.	1	715660	1 1/4 NPT x 1 1/4 Hose Barb
10.	1	690068	40 Mesh Line Strainer Screen
11.	1	690067	Gasket
12.	3	520055	No. 12 Hose Clamp
13.	1	520087	No. 20 Hose Clamp
14.	2	470118	1/4 UNC x 3/4 Flanged Bolt
15.	2	470121	1/4 UNC Flanged Nut

SOLUTION PUMP ASSEMBLY

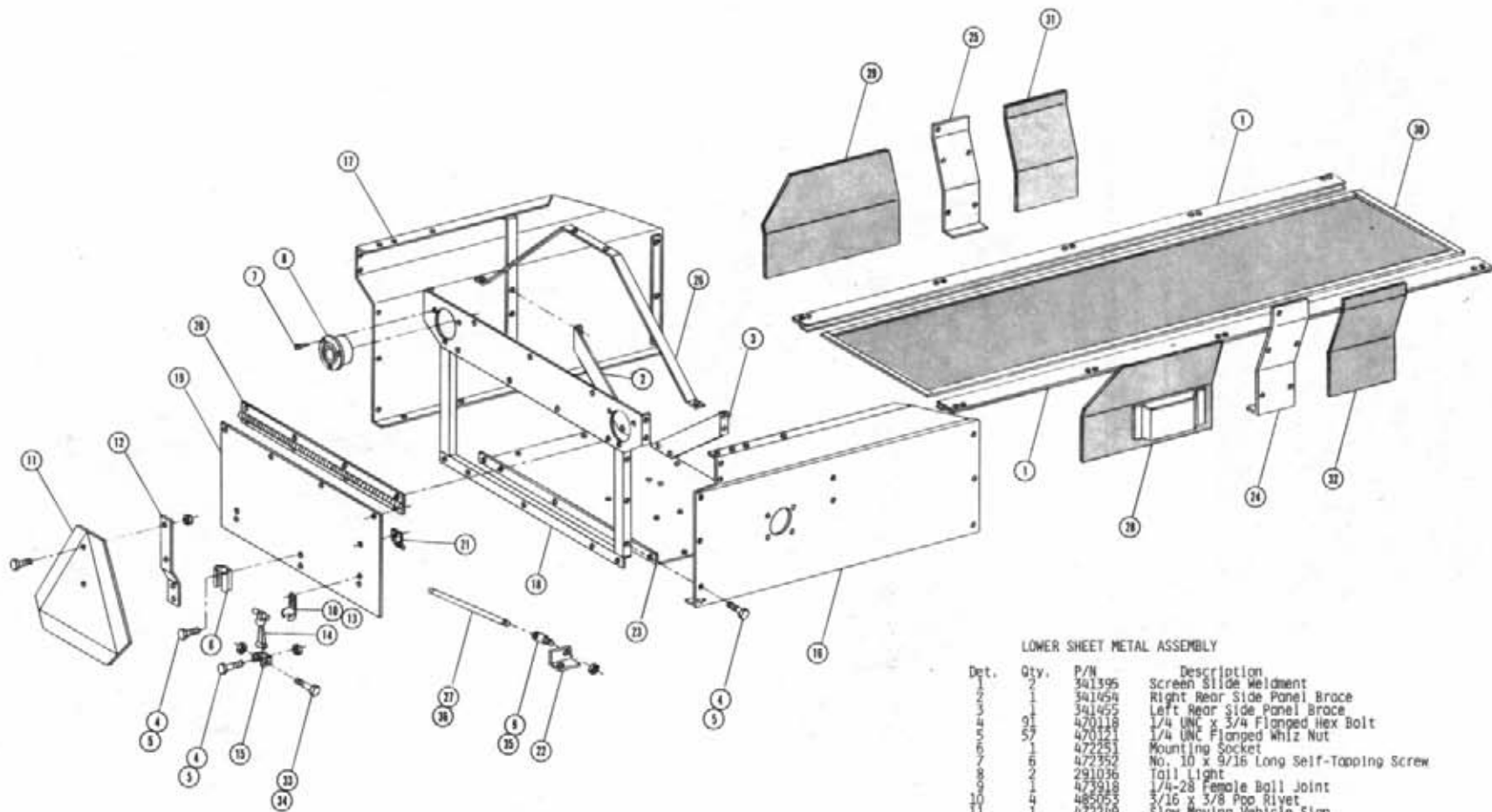
Det.	Qty.	P/N	Description
1	1	506410	1 1/4 NPT x 90° Street Elbow
2	1	500016	1/8 NPT x 90° x 1/4 Hose Barb
3	1	507018	1/2 NPT x 90° Street Elbow
4	1	507019	1/2 NPT Close Nipple
5	1	507024	1/2 NPT x 65° Street Elbow
6	1	507025	1/2 NPT Pipe Coupler
7	1	507250	1/2 NPT Pipe Tee
8	1	696110	1/2 NPT Ball Valve
9	1	716003	1/2 NPT x 1 1/2 Hose Barb
10	1	611145	1/2 NPT x 90° x 3/8 M.J.C.
11	1	618241	3/4 MOR x 90° x 3/4 M.J.C.
12	1	690049	1 1/2 NPT Check Valve
13	1	690302	Hydro Pump
14	1	690303	1 1/2 NPT Female Adapter
15	1	690303	1 1/2 NPT Male Coupler
16	1	690304	Adapter Plug
17	1	690320	Valve Coupler Plate Weldment
18	1	715660	1 1/4 NPT x 1 1/4 Hose Barb
19	1	690319	Solution Valve Bracket
20	1	690326	Hydro Solution Pump Spacer
21	1	601268	1 1/2 2-Braid EPDM x 22 Hose
22	1	520067	No. 28 Hose Clamp
23	1	470118	1/4 UNC x 3/4 Flanged Hex Bolt
24	1	470121	1/4 UNC Flanged Whiz Nut
25	1	900130	5/8 UNC x 3 3/4 Hex Bolt
26	1	914004	5/8 UNC Stover Nut





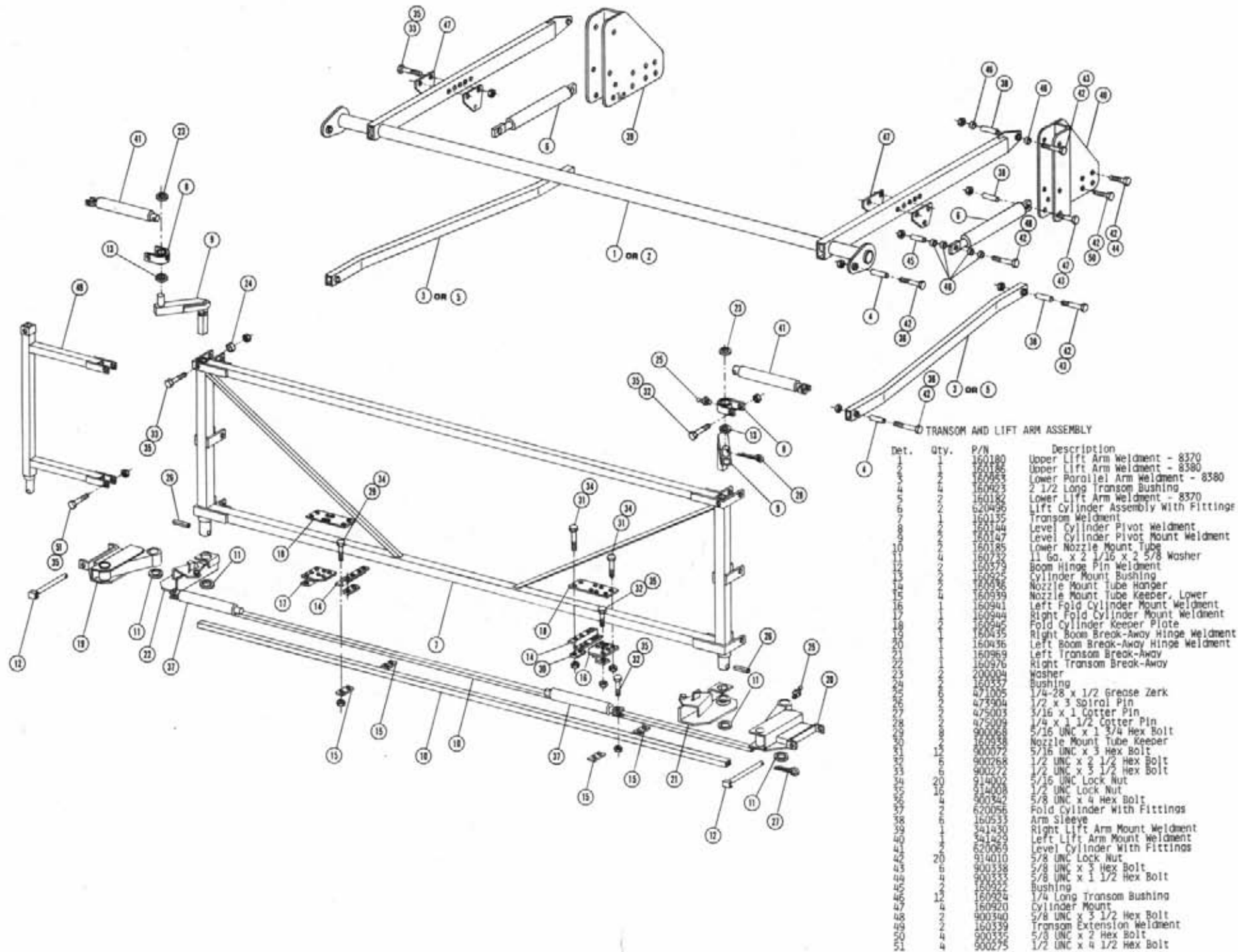
UPPER SHEET METAL ASSEMBLY

Det.	Qty.	P/N	Description
1	12Ft.	193016	Jiffy Trim
2	2	341356	Engine Hood Prop
3	2	470151	Upper Rear Panel Screen Clip
4	8	485053	3/16 x 3/8 Pop Rivet
5	4	656997	Rubber Hook Bracket
6	4	656998	Rubber Hook
7	4	656999	Rubber Hook Anchor Bracket
8	1	659575	Upper Rear Panel Weldment
9	1	659578	Upper Rear Panel Screen
10	1	659649	Engine Hood Prop Mounting Bracket
11	1	659654	Mullion Weldment
12	1	659657	Left Engine Hood
13	1	659662	Right Engine Hood Weldment
14	16	900000	1/4 UNC x 1/2 Hex Bolt
15	4	900005	1/4 UNC x 1 1/2 Hex Bolt
16	8	914000	1/4 UNC Stover Nut
17	2	914004	3/8 UNC Stover Nut
18	2	900129	3/8 UNC x 1 Hex Bolt
19	12	470118	1/4 UNC x 3/4 Flanged Hex Bolt
20	24	470121	1/4 UNC Flanged Hex Nut



LOWER SHEET METAL ASSEMBLY

Det.	Qty.	P/N	Description
1	1	341395	Screen Slide Weldment
2	1	341454	Right Rear Side Panel Brace
3	1	341455	Left Rear Side Panel Brace
4	91	470118	1/4 UNC x 3/4 Flanged Hex Bolt
5	57	470121	1/4 UNC Flanged Whiz Nut
6	1	472251	Mounting Socket
7	6	472352	No. 10 x 9/16 Long Self-Tapping Screw
8	2	291036	Tail Light
9	1	473918	1/4-28 Female Ball Joint
10	14	485055	3/16 x 3/8 Pop Rivet
11	1	472249	Slow Moving Vehicle Sign
12	1	472250	Spade Mounting Bracket
13	2	655987	Rubber Hook Bracket
14	2	655988	Rubber Hook
15	2	655989	Rubber Hook Anchor Bracket
16	1	655630	Right Rear Side Panel Weldment
17	1	655631	Left Rear Side Panel Weldment
18	1	655637	Lower Rear Panel Weldment
19	1	655641	Lower Rear Access Door
20	1	655642	Lower Rear Access Door Hinge
21	1	655643	Rear Access Door Prop Mount
22	1	655644	Rear Access Door Prop Stop
23	1	655645	Solution Pump Base
24	1	655646	Right Radiator Mount Cover
25	1	655647	Left Radiator Mount Cover
26	1	655648	Rear Mullion Support
27	1	655658	Rear Access Door Prop
28	1	655712	Right Side Screen
29	1	655660	Left Side Screen
30	1	655676	Lower Screen Weldment
31	1	655660	Left Side Screen
32	1	655661	Right Side Screen
33	2	900005	1/4 UNC x 1 1/2 Hex Bolt
34	2	914000	1/4 UNC Stover Nut
35	1	914001	1/4 UNF Stover Nut
36	1	910001	1/4-28 Hex Nut

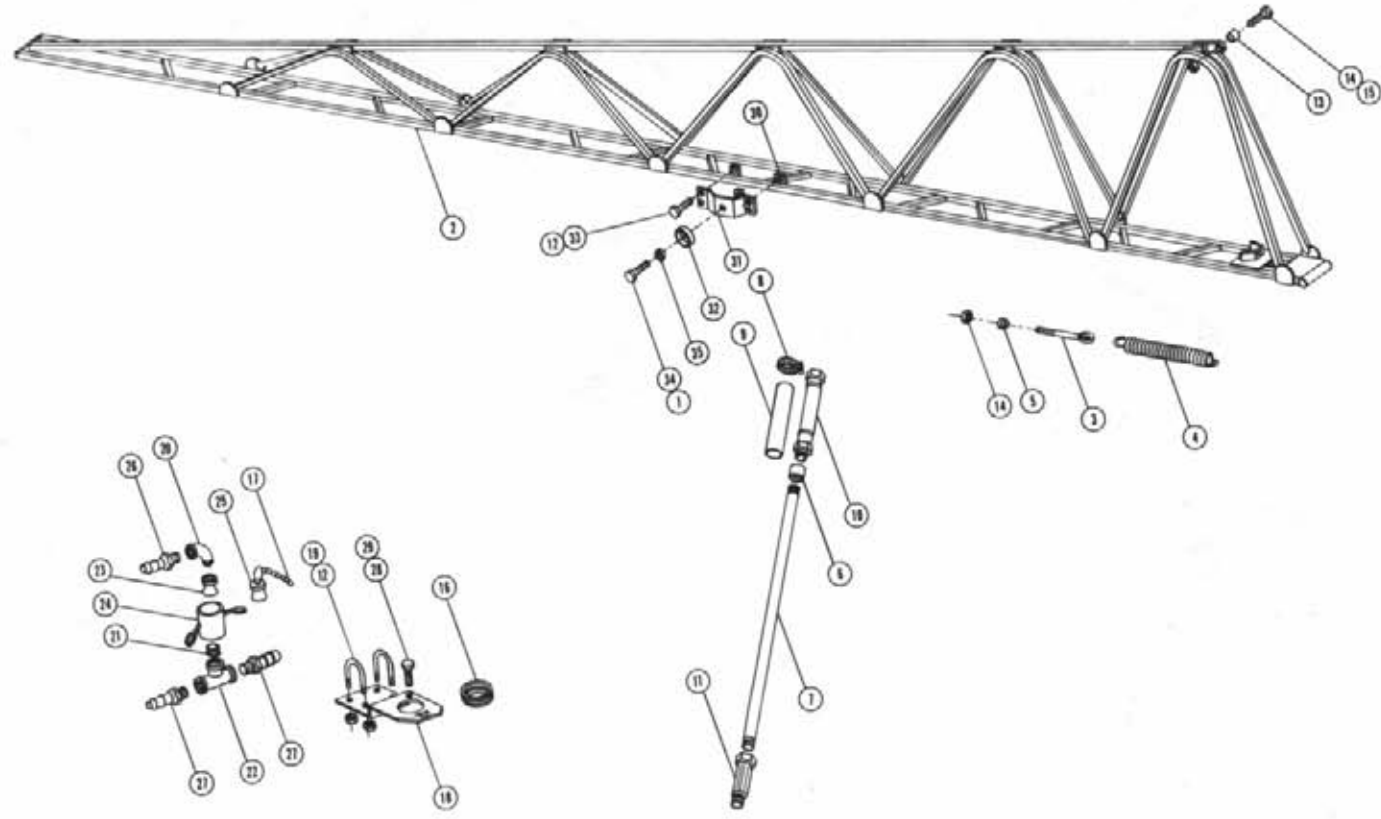


Det.	Qty.	P/N	Description
1	1	160180	Upper Lift Arm Weldment - 8370
2	1	160186	Upper Lift Arm Weldment - 8380
3	1	160953	Lower Parallel Arm Weldment - 8380
4	1	160923	2 1/2 Long Transom Bushing
5	1	160182	Lower Lift Arm Weldment - 8370
6	1	620456	Lift Cylinder Assembly with Fittings
7	1	160155	Transom Weldment
8	1	160147	Level Cylinder Pivot Weldment
9	1	160147	Level Cylinder Pivot Mount Weldment
10	1	160185	Lower Nozzle Mount Tube
11	1	160732	1 Ga. x 2 1/16 x 2 5/8 Washer
12	1	160379	Boom Hinge Pin Weldment
13	1	160925	Cylinder Mount Bushing
14	1	160936	Nozzle Mount Tube Hanger
15	1	160939	Nozzle Mount Tube Keeper, Lower
16	1	160941	Left Fold Cylinder Mount Weldment
17	1	160944	Right Fold Cylinder Mount Weldment
18	1	160946	Right Cylinder Mount Weldment
19	1	160436	Fold Cylinder Keeper Plate
20	1	160436	Right Boom Break-Away Hinge Weldment
21	1	160436	Left Boom Break-Away Hinge Weldment
22	1	160969	Left Transom Break-Away
23	1	160976	Right Transom Break-Away
24	1	200004	washer
25	1	160357	Bushing
26	1	471005	1/4-28 x 1/2 Grease Zerk
27	1	473904	1/2 x 3 Spiral Pin
28	1	475003	5/16 x 1 Cotter Pin
29	1	475009	1/4 x 1 1/2 Cotter Pin
30	1	900068	5/16 UNC x 1 3/4 Hex Bolt
31	1	160938	Nozzle Mount Tube Keeper
32	1	800077	5/16 UNC x 3 Hex Bolt
33	1	900268	1/2 UNC x 2 1/2 Hex Bolt
34	1	900272	1/2 UNC x 3 1/2 Hex Bolt
35	20	914002	5/16 UNC Lock Nut
36	16	914008	1/2 UNC Lock Nut
37	4	900342	5/8 UNC x 4 Hex Bolt
38	1	620056	Fold Cylinder With Fittings
39	1	160533	Arm Sleeve
40	1	341430	Right Lift Arm Mount Weldment
41	1	341429	Left Lift Arm Mount Weldment
42	1	620069	Level Cylinder With Fittings
43	20	914010	5/8 UNC Lock Nut
44	8	900338	5/8 UNC x 3 Hex Bolt
45	4	900333	5/8 UNC x 1 1/2 Hex Bolt
46	2	160922	Bushing
47	12	160924	1/4 Long Transom Bushing
48	4	160920	Cylinder Mount
49	2	900340	5/8 UNC x 3 1/2 Hex Bolt
50	2	160339	Transom Extension Weldment
51	4	900335	5/8 UNC x 2 Hex Bolt
		900275	1/2 UNC x 4 1/2 Hex Bolt



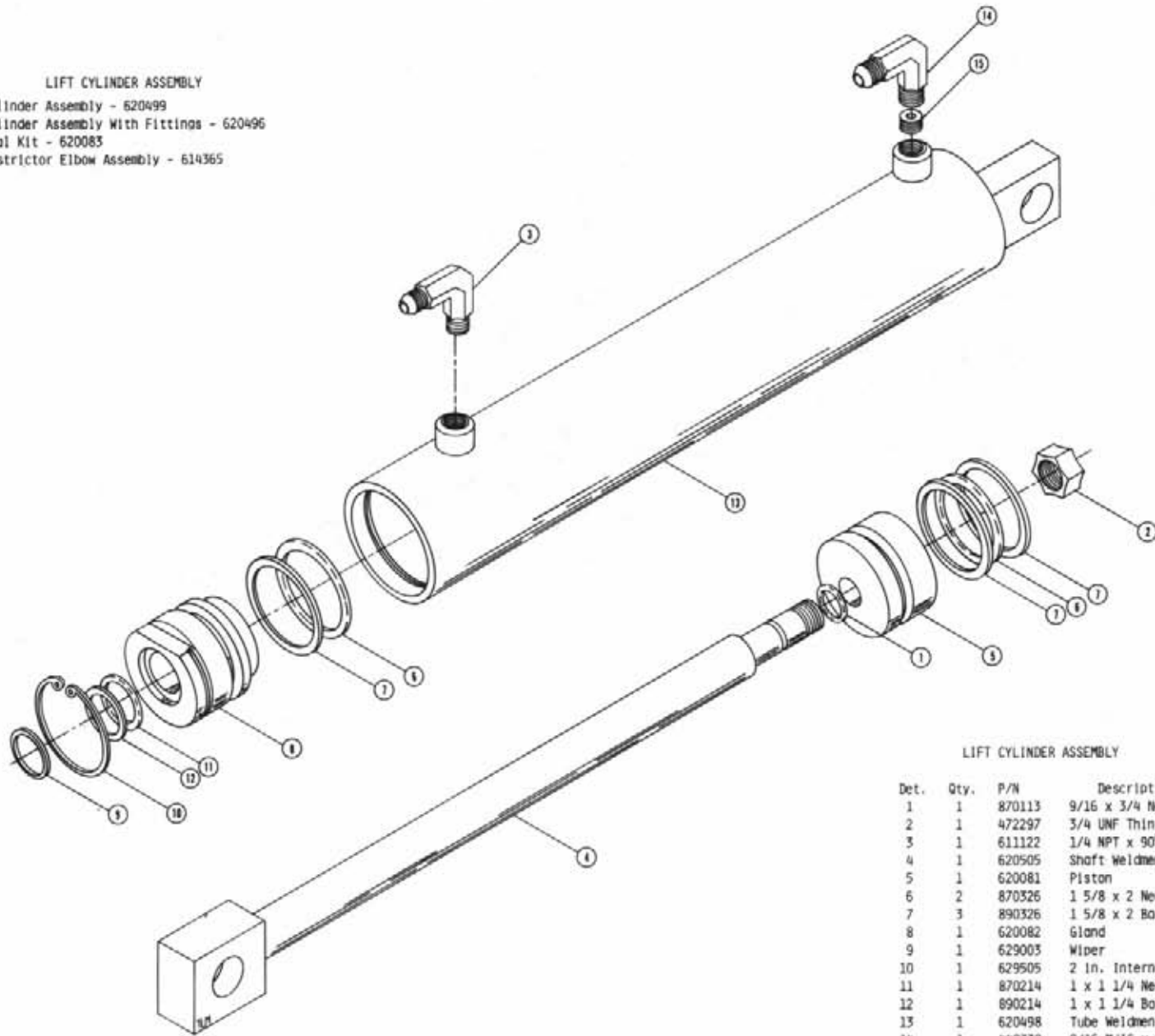
ROOM ASSEMBLY AND SPRAY COMPONENTS

Det.	Qty.	P/N	Description
1	1	914004	3/8 UNC Stover Nut
2	1	150440	Outer Boom Weldment
3	1	150373	1/2 UNC x 9 Eye Bolt
4	1	150980	Boom Break-Away Spring
5	1	150981	Boom Bolt Swivel
6	1	150984	1/4 Pipe Coupling
7	1	501215	1/4 x 18 Pipe Nipple
8	1	501615	No. 20 Hose Clamp
9	1	520082	Hose 1 x 3 1/2
10	1	601178	Flex Coupling
11	1	720019	Female Nozzle Body
12	1	739702	5/16 UNC Lock Nut
13	1	914002	5/16 UNC Lock Nut
14	1	160336	Clevis Bushing
15	1	914008	1/2 UNC x 2 Hex Bolt
16	1	900267	1/2 UNC x 2 Hex Bolt
17	1	160015	Grromet
18	1	160986	Chain
19	1	160987	Feeder Tee Mounting Bracket
20	1	470394	5/16 UNC U-Bolt
21	1	504610	3/4 NPT Street Elbow
22	1	504702	3/4 Close Nipple
23	1	504956	3/4 Pipe Tee
24	1	296202	Quick Connect Female Adapter
25	1	696203	Quick Connect Female Coupler
26	1	696204	Quick Connect Plug
27	1	718220	3/4 NPT x 3/4 Hose Barb
28	1	718220	3/4 NPT x 1/2 Hose Barb
29	1	718220	1/4 UNC x 3/4 Hex Bolt
30	1	900002	1/4 UNC Lock Nut
31	1	914000	Nozzle Mount Keeper
32	1	160939	Boom Bumper Mount
33	1	160931	Rubber Bumper
34	1	470098	5/16 UNC x 2 Hex Bolt
35	1	900269	3/8 UNC x 1 Hex Bolt
36	1	900129	3/8 Flat Washer
37	1	920002	3/8 Flat Washer
38	1	914004	3/8 UNC Stover Nut



LIFT CYLINDER ASSEMBLY

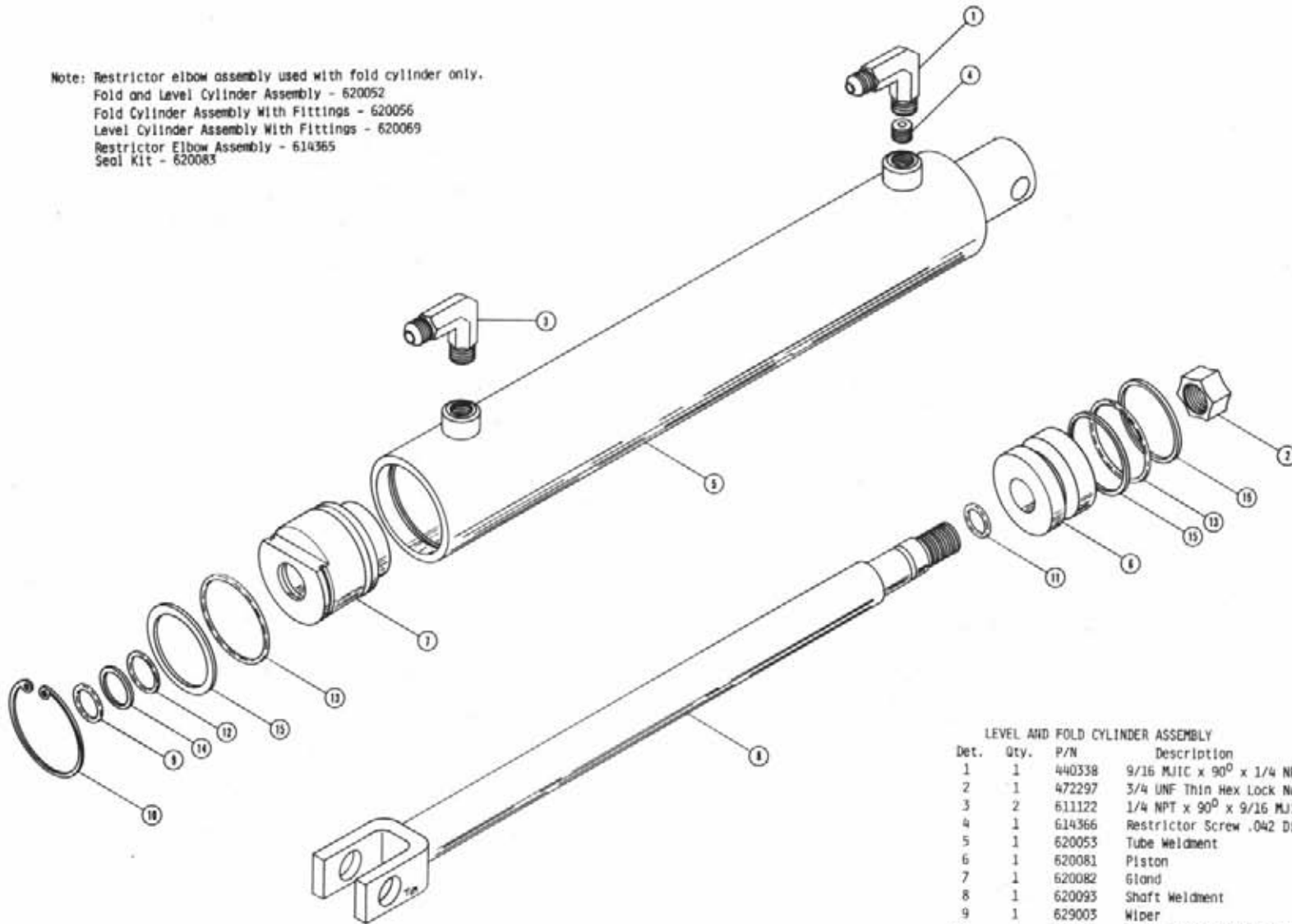
Cylinder Assembly - 620499  
 Cylinder Assembly With Fittings - 620496  
 Seal Kit - 620083  
 Restrictor Elbow Assembly - 614365



LIFT CYLINDER ASSEMBLY

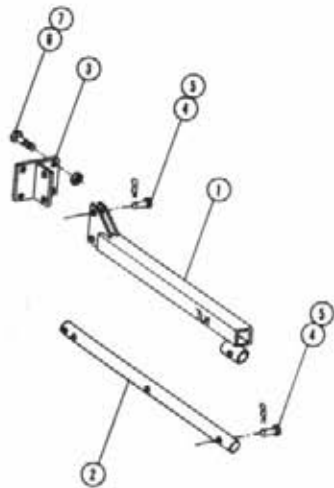
Det.	Qty.	P/N	Description
1	1	870113	9/16 x 3/4 Neoprene O-Ring
2	1	472297	3/4 UNF Thin Hex Lock Nut
3	1	611122	1/4 NPT x 90° x 9/16 MJIC
4	1	620505	Shaft Weldment
5	1	620081	Piston
6	2	870326	1 5/8 x 2 Neoprene O-Ring
7	3	890326	1 5/8 x 2 Back-up Washer
8	1	620082	Gland
9	1	629003	Wiper
10	1	629505	2 In. Internal Snap Ring
11	1	870214	1 x 1 1/4 Neoprene O-Ring
12	1	890214	1 x 1 1/4 Back-up Washer
13	1	620498	Tube Weldment
14	1	440338	9/16 MJIC x 90° x 1/4 NPT - Tapped
15	1	614366	Restrictor Screw .042 Dia.

Note: Restrictor elbow assembly used with fold cylinder only.  
 Fold and Level Cylinder Assembly - 620052  
 Fold Cylinder Assembly With Fittings - 620056  
 Level Cylinder Assembly With Fittings - 620069  
 Restrictor Elbow Assembly - 614365  
 Seal Kit - 620083



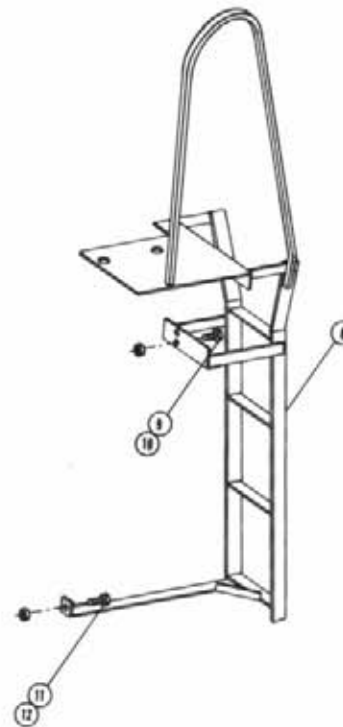
LEVEL AND FOLD CYLINDER ASSEMBLY

Det.	Qty.	P/N	Description
1	1	440338	9/16 MJIC x 90° x 1/4 NPT - Tapped
2	1	472297	3/4 UNF Thin Hex Lock Nut
3	2	611122	1/4 NPT x 90° x 9/16 MJIC
4	1	614366	Restrictor Screw .042 Dia.
5	1	620053	Tube Weldment
6	1	620081	Piston
7	1	620082	Gland
8	1	620093	Shaft Weldment
9	1	629003	Wiper
10	1	629505	2 In. Internal Snap Ring
11	1	870113	9/16 x 3/4 Neoprene O-Ring
12	1	870214	1 x 1 1/4 Neoprene O-Ring
13	2	870326	1 5/8 x 2 Neoprene O-Ring
14	1	890214	1 x 1 1/4 Back-up Washer
15	3	890326	1 5/8 x 2 Back-up Washer



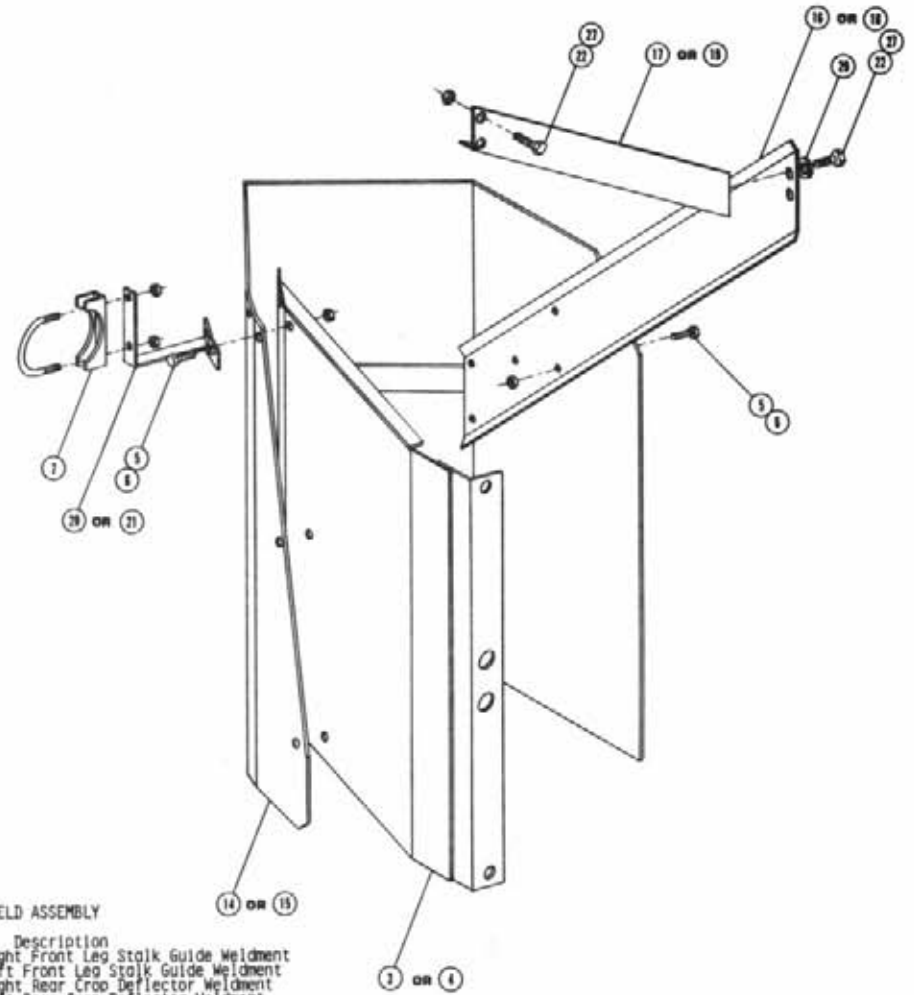
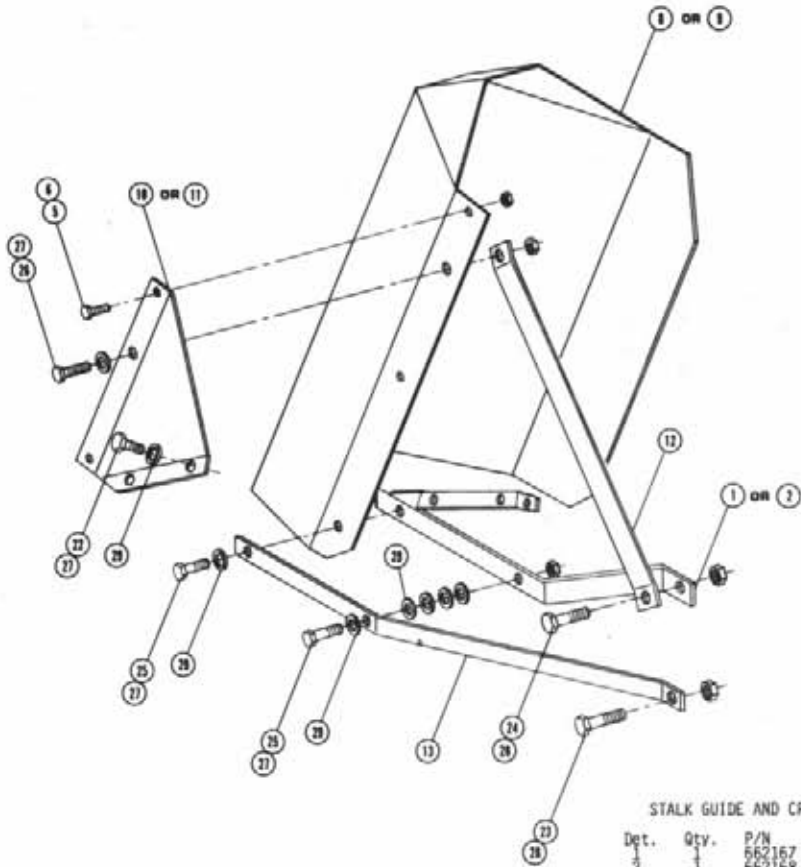
TREAD ADJUSTMENT ASSEMBLY

Det.	Qty.	P/N	Description
1	1	341142	Tread Adjustment Tube Weldment
2	1	341147	Tread Adjustment Sliding Tube
3	1	341102	Tread Adjustment Bar Mount Wld.
4	5	470119	1/2 Dia. x 2 1/4 Picker Pin
5	5	470120	3/32 Dia. Hair Pin
6	2	900335	5/8 UNC x 2 Hex Bolt
7	2	914010	5/8 UNC Stover Nut



LADDER ASSEMBLY

Det.	Qty.	P/N	Description
8	1	341441	Ladder Weldment
9	2	900065	5/16 UNC x 1 Hex Bolt
10	2	914002	5/16 UNC Lock Nut
11	1	900265	1/2 UNC x 1 1/2 Hex Bolt
12	1	914008	1/2 UNC Lock Nut

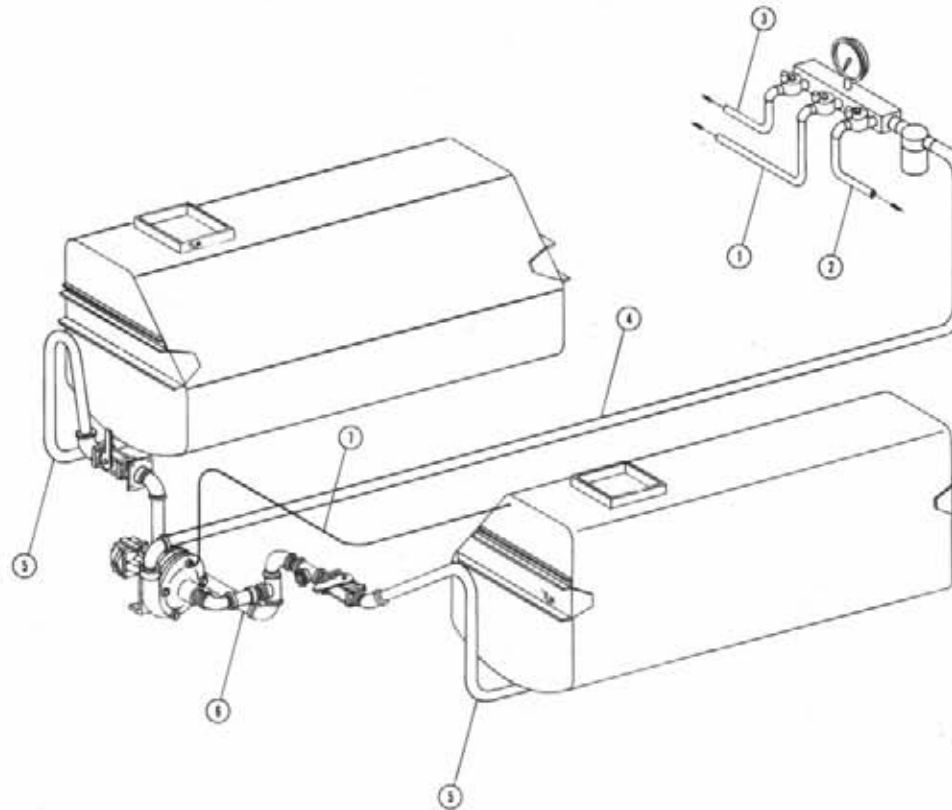


STALK GUIDE AND CROPSHIELD ASSEMBLY

Det.	Qty.	P/N	Description
1	1	662167	Right Front Leg Stalk Guide Weldment
2	1	662168	Left Front Leg Stalk Guide Weldment
3	1	662169	Right Rear Crop Deflector Weldment
4	1	662200	Left Rear Crop Deflector Weldment
5	15	470118	1/4 UNC x 3/4 Flanged Hex Bolt
6	12	470121	1/4 UNC Flanged Whiz Nut
7	1	472216	5/16 UNC x 2 1/2 Muffler Clamp
8	1	662172	Right Front Crop Shield Weldment
9	1	662173	Left Front Crop Shield Weldment
10	1	662180	Right Front Lower Crop Deflector
11	1	662181	Left Front Lower Crop Deflector
12	1	662182	Front Cropshield Mounting Bracket
13	1	662183	Front Cropshield Stabilizer Bar
14	1	662184	Right Rear Cropshield Weldment
15	1	662185	Left Rear Cropshield Weldment
16	1	662186	Right Lower Rear Cropshield Mounting Bracket
17	1	662190	Right Upper Rear Cropshield Mounting Bracket
18	1	662191	Left Lower Rear Cropshield Mounting Bracket
19	1	662192	Left Upper Rear Cropshield Mounting Bracket
20	1	662193	Right Rear Cropshield Support Weldment
21	1	662194	Left Rear Cropshield Support Weldment
22	6	900129	3/8 UNC x 1 Hex Bolt
23	1	900265	1/2 UNC x 1 1/2 Hex Bolt
24	1	900283	1/2 UNC x 2 1/4 Hex Bolt
25	2	900132	3/8 UNC x 1 1/4 Hex Bolt
26	1	900131	3/8 UNC x 1 1/2 Hex Bolt
27	1	914004	3/8 UNC Stover Nut
28	6	914008	1/2 UNC Stover Nut
29	11	920002	3/8 Flat Washer

SOLUTION HOISING

Det.	Qty.	P/N	Description
1	1	601172	3/4 x 60 1-Braid Black Hose
2	1	601177	3/4 x 242 1-Braid Black Hose
3	1	601239	3/4 x 324 1-Braid Black Hose
4	1	601266	1 1/4 x 228 2-Braid Black Hose
5	2	601267	1 1/2 x 96 2-Braid Black Hose
6	1	601268	1 1/2 x 22 2-Braid Black Hose
7	1	601269	1/4 x 78 EVA Transparent Hose



# NOTICE

---

The following four pages contain decals for the  
1985 8370 and 8380.

These decals can be obtained from Hagie Mfg.  
Co. and should be used whenever your  
machine is repainted or when the decals  
become worn, weathered or faded.

Special attention should be paid to decals in-  
volving personal safety. They have been attach-  
ed for your protection.

## **KEEP THEM IN PLACE.**

Contact: Hagie Manufacturing Co.  
Box 273, Clarion, Iowa 50525

8370 & 8380 DECALS

Part No.	Qty.	Description	Location
650300	2	8370 Decal	0n Sides of Top Engine Cover
650301	2	8380 Decal	0n Sides of Top Engine Cover
650302	2	Sight Gauge Decal	0n Sight Gauge Mounts
650814	1	Park Brake Decal	Near Parking Brake Lever
650847	2	No Passenger Decal	1 - Left Rear Leg 1 - Left Inside Door Channel
650848	1	Slip or Fall Decal	0n Ladder
650822	1	Solution Pump Decal	Lower Right Corner on Windshield
650849	1	Engine Fuel Decal	Near Fuel Filler Neck
650850	2	Chemical Decal	0n Solution Tank Lids
650851	2	Shields Decal	0n Side of Top Engine Cover
650852	1	Read Manual Decal	0n Front Cab Mounting Angle to Right of Steering
650853	1	Steering Console Decal	0n Steering Column Cover
650858	1	Do Not Use Ether Decal	Near Air Cleaner Tube
650861	1	Vent Slide Decal	0n Air Conditioner Console
650865	2	Hagie Decal	0n Sides of Solution Tanks
650868	1	Boom Fold Decal	0n Console Sheet Metal
650869	1	Boom Level & Lift Decal	0n Console Sheet Metal
650882	1	Wiper Decal	0n Console Sheet Metal
650893	1	Diesel Start Decal	0n Console Sheet Metal
650935	1	Speedometer Decal	0n Console Sheet Metal
650954	1	Diesel Decal	0n Speedometer Gauge
650957	1	Oil Decal	Near Fuel Filler Neck
650958	1	Gen Decal	0n Console Sheet Metal
650967	1	Throttle Decal	0n Console Sheet Metal
650968	1	Hydrostatic Decal	0n Console Sheet Metal
650969	1	Spray Pressure Decal	0n Console Sheet Metal
650970	1	Agitator Decal	0n Console Sheet Metal
650973	1	Boom Spray Decal	0n Console Sheet Metal
650981	1	Cooling System Decal	Near Radiator Cap
650982	1	Electrical System Decal	Right Hand Side of Oil Tank
650985	4	Wheel Bolt Torque Decal	0n Each Wheel Rim

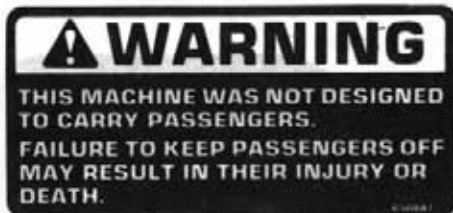


8370

650300 - 8370 Decal

8380

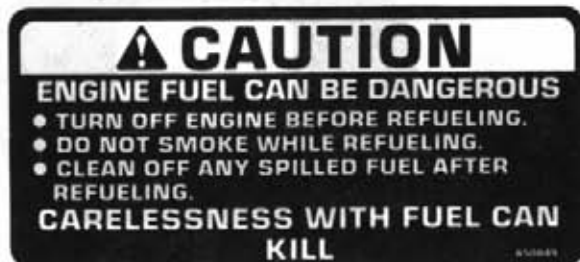
650301 - 8380 Decal



650847 - No Passenger Decal



650848 - Slip Or Fall Decal



650849 - Engine Fuel Decal



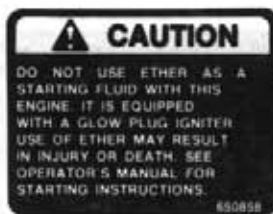
650850 - Chemicals Decal



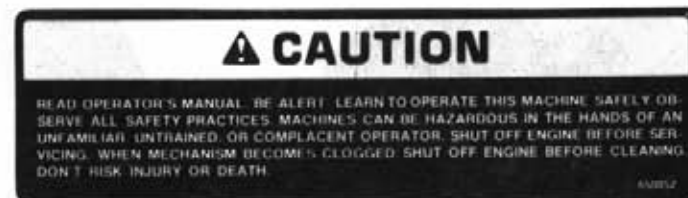
650853 - Steering Console Decal



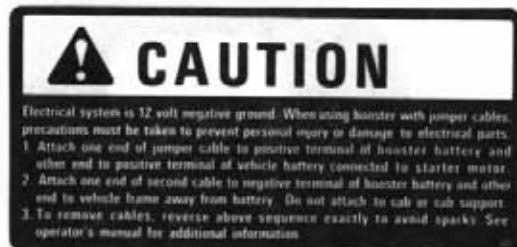
650851 - Shields Decal



650858 - Do Not Use Ether Decal



650852 - Read Manual Decal




650982 - Electrical System Decal




650981 - Cooling System Decal



650954 - Diesel Decal



650968 - Hydrostatic Decal



650967 - Throttle Decal



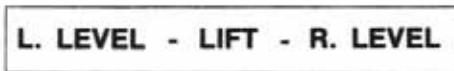
650957 - Oil Decal



650969 - Spray Pressure Decal



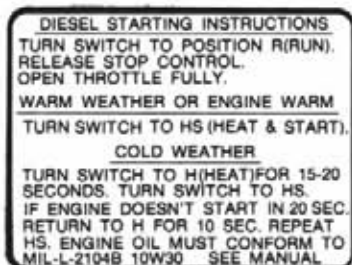
650970 - Agitation Decal



650869 - Boom Level And Lift Decal



650822 - Solution Pump Decal



650893 - Diesel Start Decal



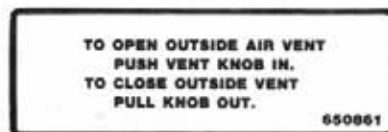
650958 - Gen Decal




650862 - Wiper Decal



650935 - Speedometer Decal




650861 - Vent Slide Decal



650973 - Boom Spray Decal




650868 - Boom Fold Decal



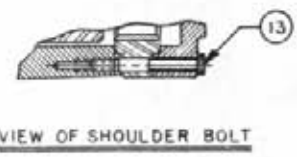
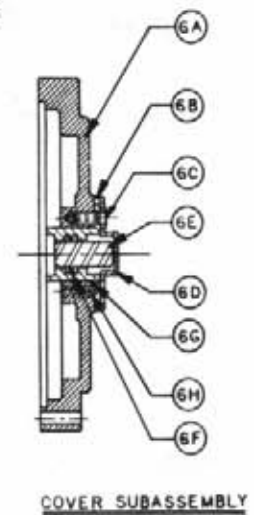
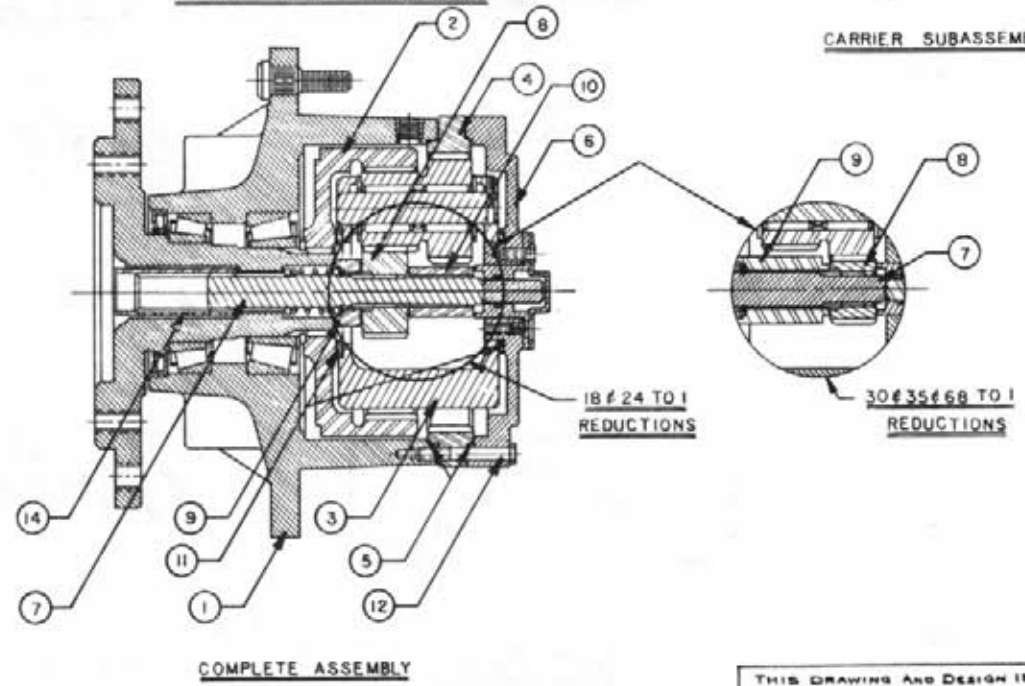
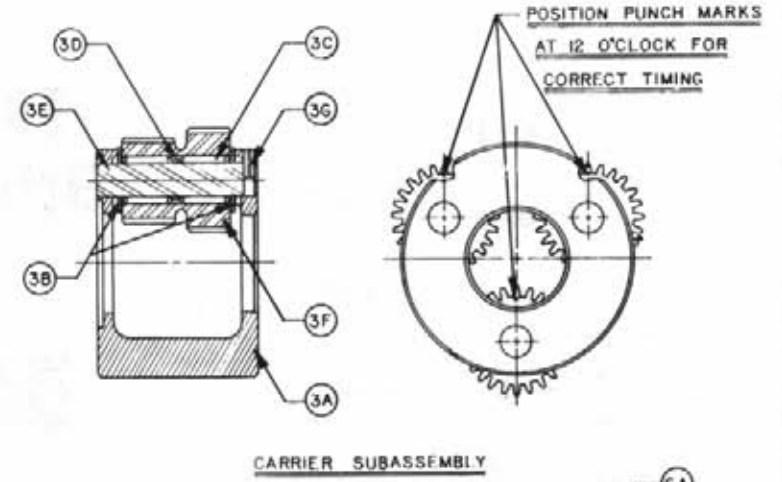
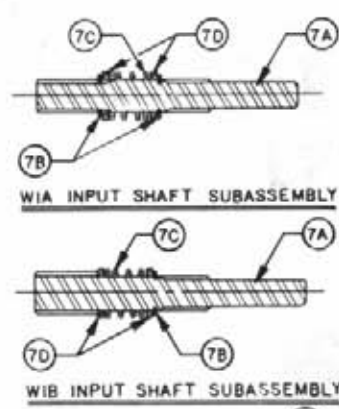
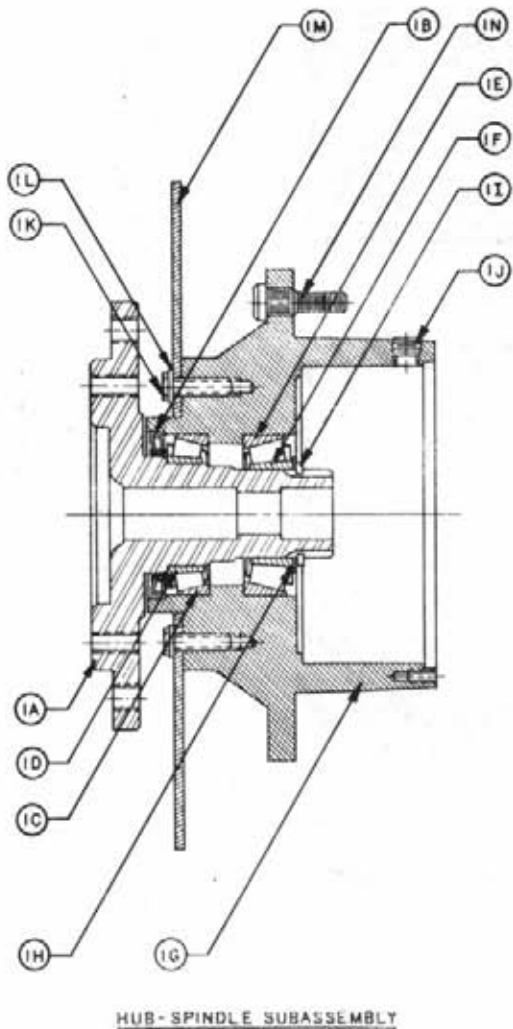
650985 - Wheel Bolt Torque Decal



650814 - Park Brake Decal



650302 - Sight Gauge Decal

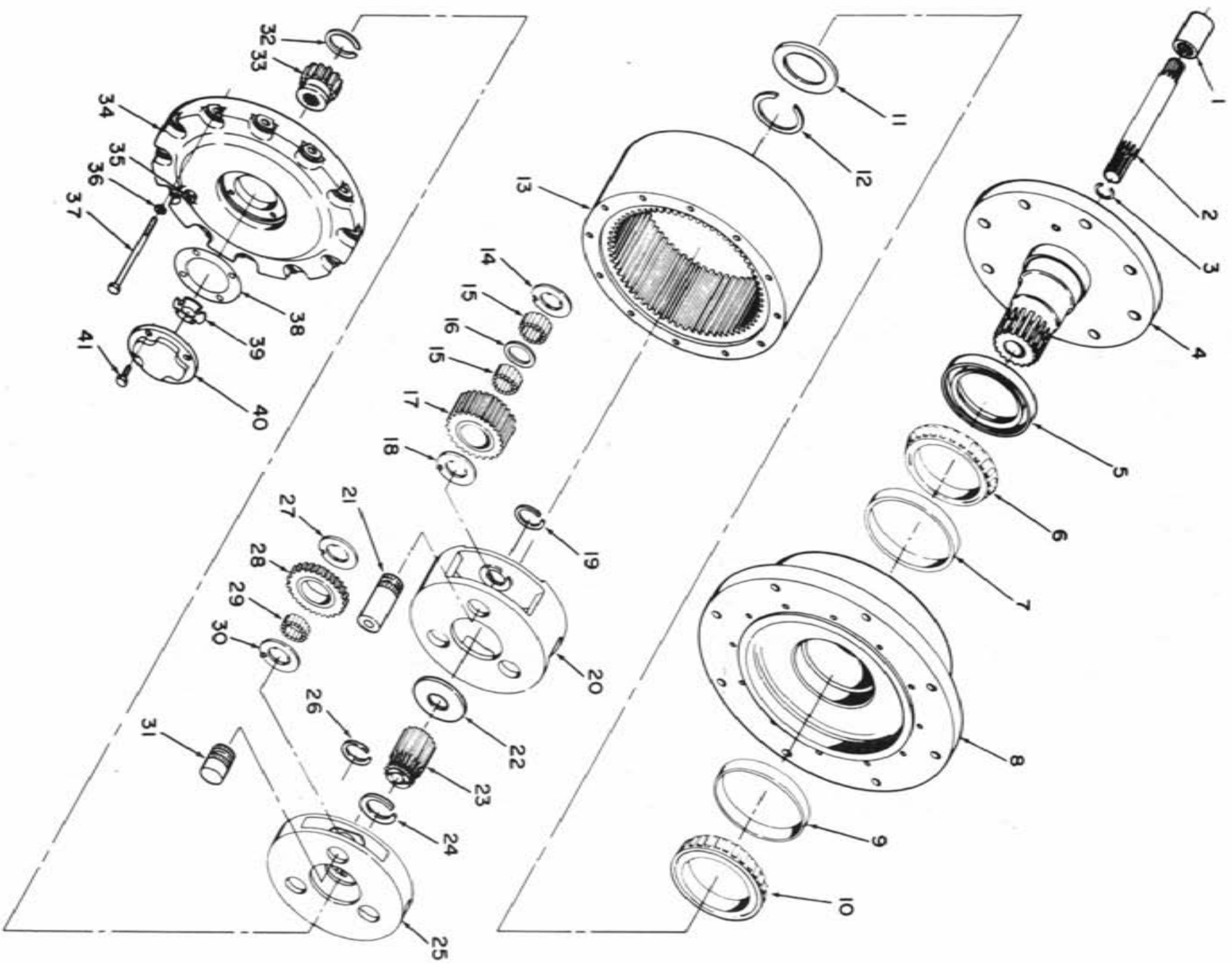


THIS DRAWING AND DESIGN IS THE PROPERTY OF / AND ALL PROPRIETARY RIGHTS ARE RESERVED TO / FAIRFIELD MFG. CO., INC. THE RECIPIENT AGREES NOT TO DISCLOSE TO ANY PERSON OR ORGANIZATION ANY INFORMATION REGARDING THE DESIGN OR MANUFACTURE OF THE ARTICLE REPRESENTED HEREON, OR USE SAME IN ANY WAY DETERIMENTAL TO THE INTEREST OF FAIRFIELD MFG. CO., INC.

DRAFTSMAN <b>Beck</b>		DATE 10-8-73	FAIRFIELD MFG. Co., Inc. LAFAYETTE, IND. 47505
CHECKER			
PROJECT ENG.			SCALE: DRAWING NO. WIA & WIB
RELEASED			

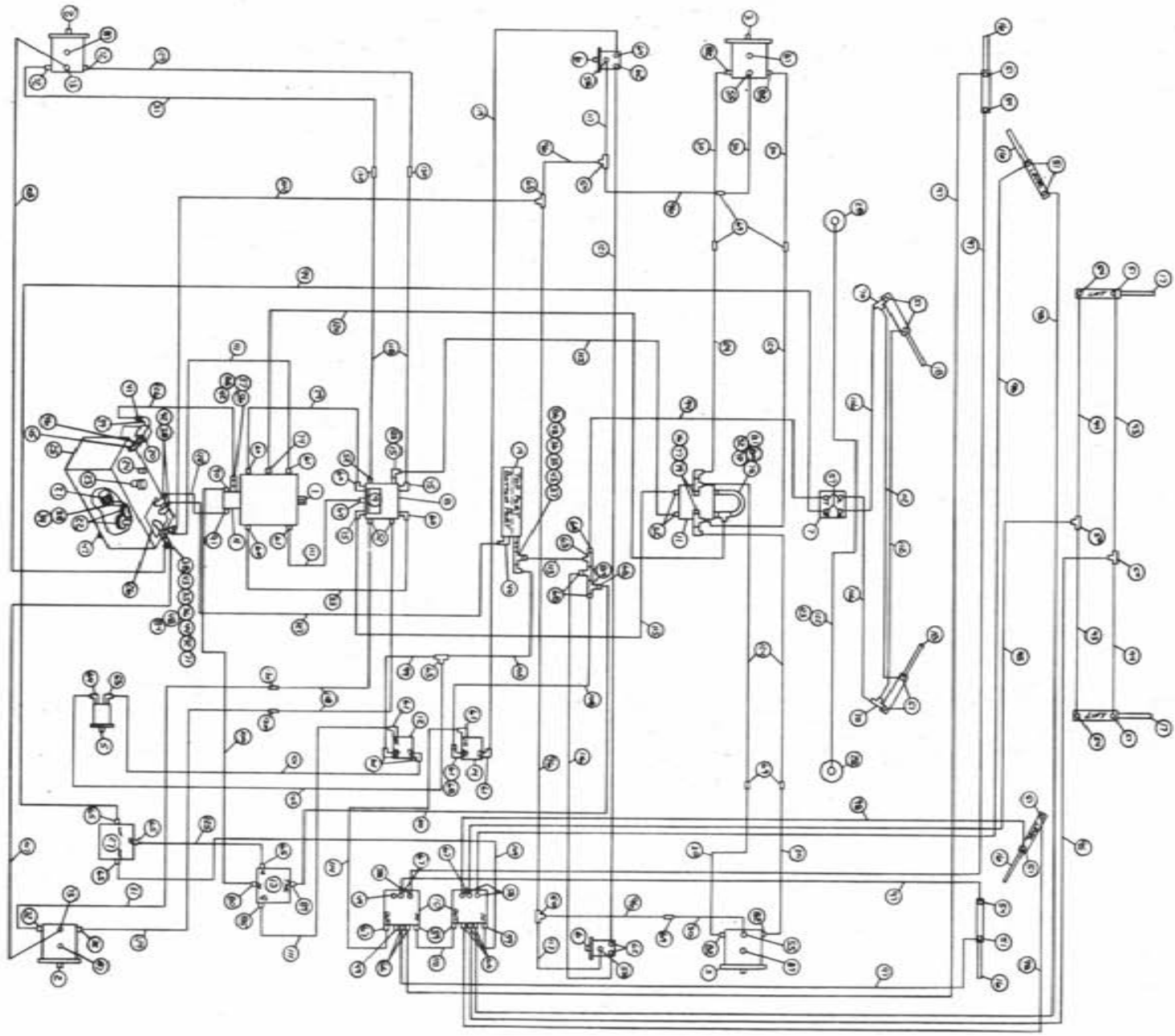
WHEEL DRIVE ASSEMBLY - 437617

<u>ITEM</u>	<u>PART NO.</u>	<u>QTY.</u>	<u>DESCRIPTION</u>
1	610156	1	Hub-spindle sub-assembly
1A	610052	1	Spindle
1B	610904	1	Seal
1C	610905	1	Brg. cup
1D	610906	1	Brg. cone
1E	610907	1	Brg. cup
1F	610908	1	Brg. cone
1G	610047	1	Hub
1H	610909	1	Spacer
1I	610910	1	Retaining ring
1J	610147	2	Pipe plug
1N	610911	9	Stud
2	610148	1	Internal gear
3	610912	1	Carrier assembly
4	610929	1	Ring gear
5	610903	2	'0' ring
6	<del>610157</del> 610155	1	Cover assembly
	610149	1	Cover
	610914	1	Cover cap
	610150	4	Bolt
	610901	1	Disconnect cap
	610915	1	Disconnect rod
	610916	1	'0' ring
	610917	1	'0' ring
	610151	1	Pipe plug
	610152	1	ID plate
7	610158	1	Input shaft assembly
	610159	1	Input shaft
	610936	2	Retaining ring
	610145	1	Spring
	610153	2	Spacer
8	610919	1	Input gear
9	610920	1	Thrust spacer
10	610921	1	Thrust spacer
11	610922	2	Thrust washer
12	610930	12	Bolt
13	610923	4	Shoulder bolt
14	610931	1	Coupling
16	610049	16	Flat washer
17	610160	1	Retaining ring



Power Wheel Assembly - 611030

INDEX NO.	PART NUMBER	PART NAME	QUANTITY
1	610165	Internal Coupling	1
2	610166	Input Shaft Assembly	1
3	610167	Retaining Ring	1
4	610168	Spindle	1
5	129012	O11 Seal	1
6	610169	Bearing Cone	1
7	610170	Bearing Cup	1
8	610171	Hub	1
9	610172	Bearing Cup	1
10	610173	Bearing Cone	1
11	610234	Thrust Washer	1
12	610174	Retaining Ring	1
	610175	Retaining Ring	1
	610176	Retaining Ring	1
13	610202	Ring Gear	1
14	610203	Thrust Washer	3
15	610996	Needle Roller	3
16	610204	Separator	3
17	610997	Planet Gear	3
18	610203	Thrust Washer	3
19	610235	Retaining Ring	3
20	610237	Secondary Carrier	1
21	610238	Pinion Shaft	3
22	610239	Thrust Washer	1
23	610210	Large Sun Gear	1
24	610211	Retaining Ring	1
25	610241	Primary Carrier	1
26	610235	Retaining Ring	3
27	610203	Thrust Washer	3
28	610215	Planet Gear	3
29	610216	Needle Roller	48
30	610203	Thrust Washer	3
31	610242	Pinion Shaft	3
32	610243	Retaining Ring	1
33	611003	Small Sun Gear	1
34	610218	Large Cover	1
35	610244	Drain & Filter Plug	1
36	610206	3/8 Lock Washer	12
37	610220	3/8-16x5 $\frac{1}{2}$ Hex Head Bolt	12
38	610221	Gasket	1
39	610995	Thrust Washer	1
40	610935	Small Cover	1
41	610245	5/16-18x3/4 Hex Head Bolt	4
	610240	Primary Carrier Assembly	
	610236	Secondary Carrier Assembly	





1985 8370 & 8380 HYDRAULIC SCHEMATIC

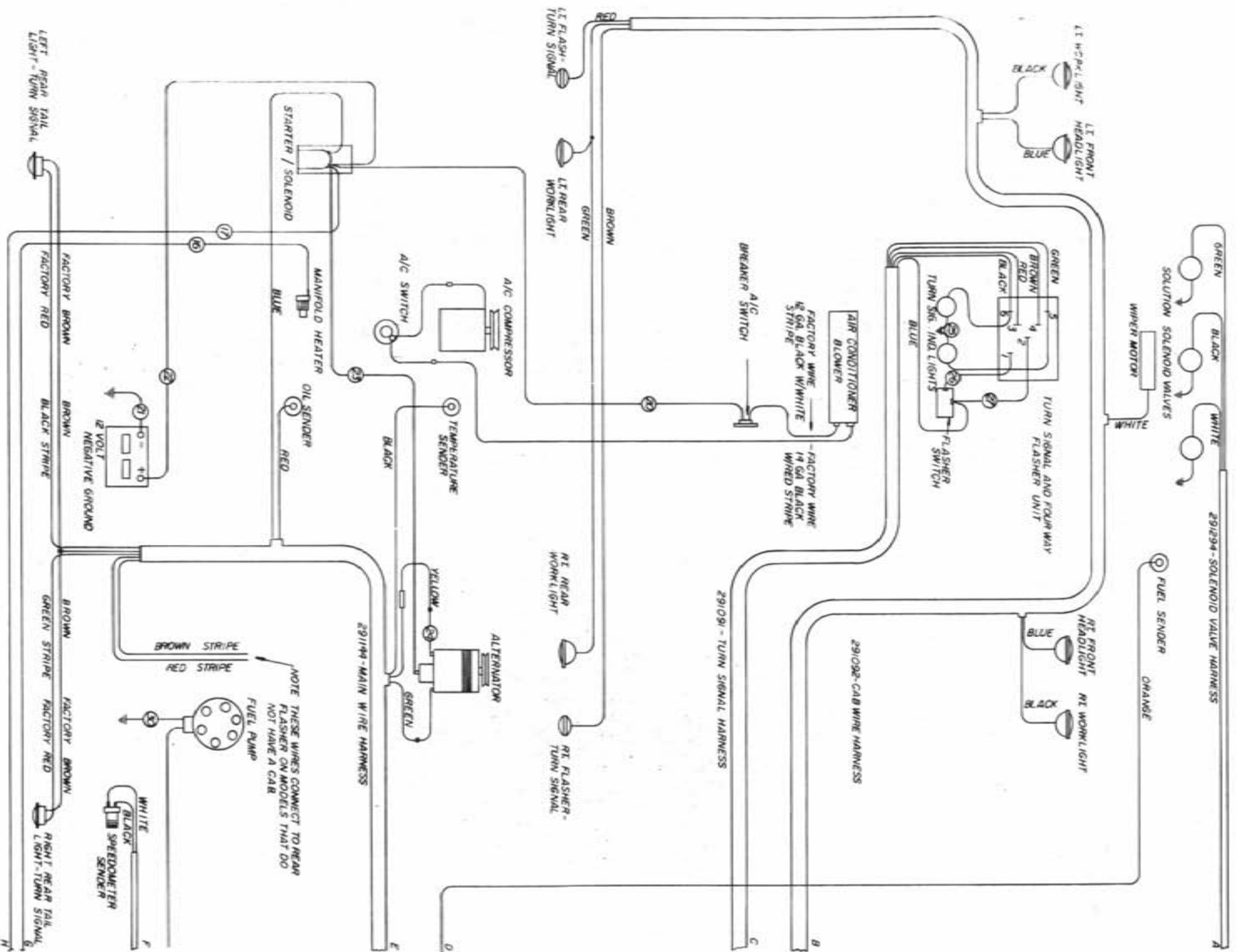
REFERENCE DRAWING NO. 498178

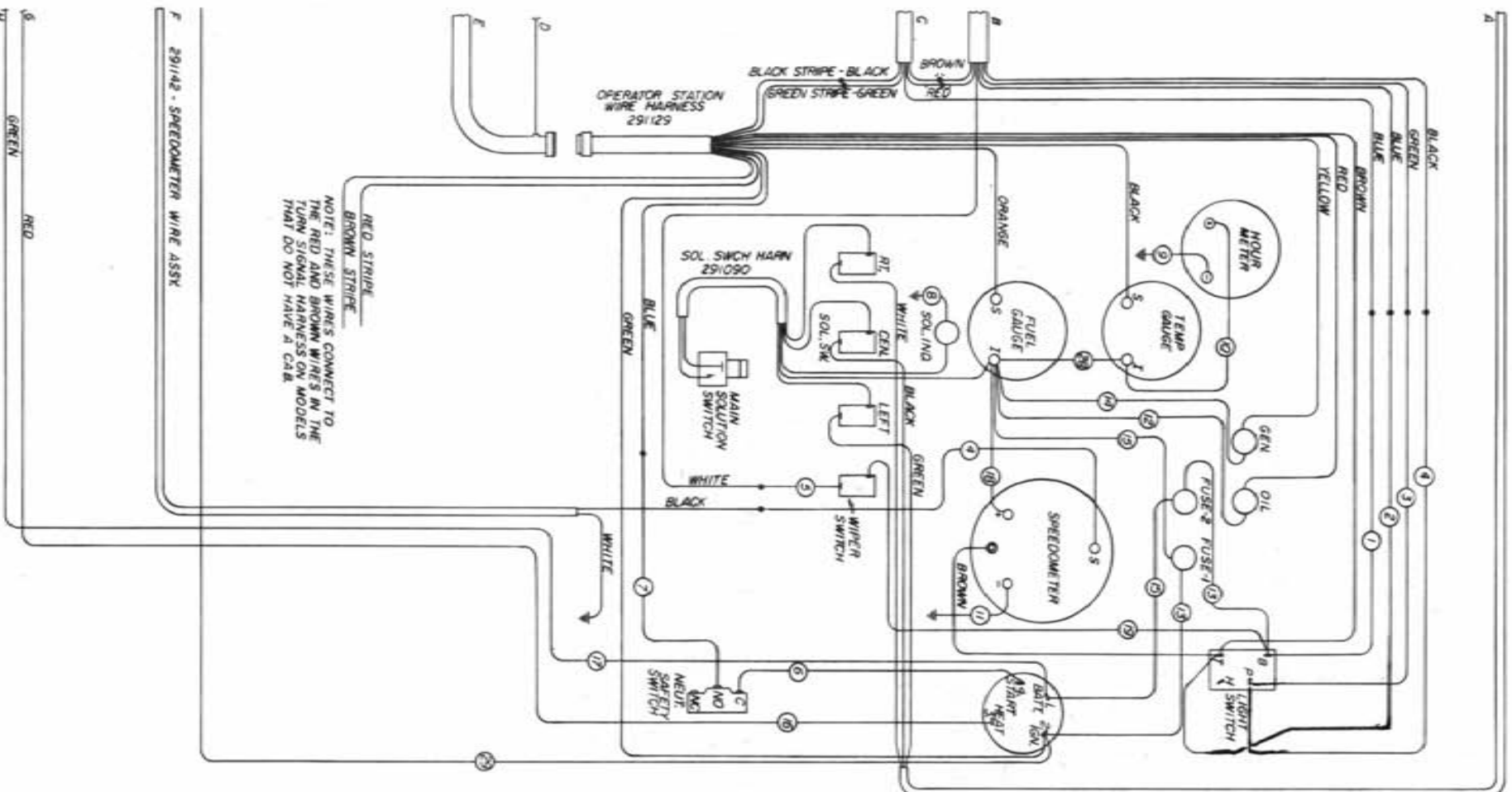
SERIAL NUMBERS

096758001 Thru 096758050

096858001 Thru 096858050

Ref.	Part No.	Description	Ref.	Part No.	Description
1	606866	Sundstrand Series 23 Pump A-Mount	66	618425	9/16 MOR x 45° x 9/16 MJIC
2	610030	Sundstrand Series 18 Wheel Motor	67	618440	9/16 MOR x 90° x 9/16 MJIC Long
3	610029	Sundstrand Series 15 Wheel Motor	68	618482	3/4 FJIC x 9/16 MJIC
4	610446	Cessna Hydraulic Pump 1.48 Cu. In.	69	618314	3/4 MJIC x 3/4 MJIC
5	690249	Hepro Solution Pump	70	618486	9/16 FJIC Swivel Run Tee
6	610044	Agitator Motor Barnes Birotational	71	618520	1/4 NPT x 9/16 MJIC Tee
7	749150	Steering Motor Non-load Reacting	72	618302	1/5/16 MOR x 90° x 1/16 MJIC
8	615003	Large Manifold	73	618496	3/4 MOR x 45° x 9/16 MJIC
9	611013	Hydraulic Relief Valve Assembly	74	618114	7/16 MOR x 90° x 9/16 MJIC
10	606585	Cessna 3-5000 Valve	75	618132	1/1/16 MOR x 90° x 1/16 MJIC
11	606003	Four Wheel Drive Selector Valve	76	618301	7/8 MJIC x 90° x 7/8 FJIC Swivel
12	606818	Flow Control W/Relief FCR91	77	618333	7/8 FJIC Swivel Run Tee
13	607518	BGR66 Flow Divider With 7/8 O-Ring Ports	78	618132	1/1/16 MOR x 7/8 FOR
14	606827	Agitator VEC FC51 W/ 7/8 Ports	79	618535	1/1/16 MOR x 90° x 7/8 MJIC
15	610028	Flow control 16 GPM	80	611126	7/8 MOR x 7/8 MJIC
16	620052	Fold & Level Cylinder 2 In.	81	618287	7/8 MOR x 7/8 MJIC x 9/16 MJIC Branch Tee
17	620499	Lift Cylinder	82	618241	3/4 MOR x 90° x 3/4 MJIC
18	620080	Steering Cylinder Assembly	83	618279	7/8 MOR x 90° x 1/16 MJIC
19	618088	Oil Cooler	84	618451	3/4 FJIC Swivel Run Tee
20	605601	Green Filter 10 Micron 40 GPM	85	618327	7/8 MOR x 3/4 MJIC
21	605600	Michigan Filter	86	610305	3/4 NPT x 90° x 3/4 MJIC
22	605603	Line Diffuser	87	611159	3/4 MOR Plug
23	611051	Pressure Cap 3/4 NPT 5 Lbs.	88	505110	1 NPT x 45° Street Elbow
24	614453	Dipstick 8 In.	89	618011	3/8 NPT x 9/16 MJIC
25	760097	Hydraulic Tank	90	611128	7/8 MOR x 90° x 7/8 MJIC
26	760090	Receiver Plate Weldment	91	618563	1/1/16 MOR x 90° x 1/16 MJIC
27	607504	B50 Flow Divider With 7/8 O-Ring Ports	92	503000	1/2 NPT to 1/4 NPT Reducer Bushing
28	620570	Hydraulic Leg Cylinder	93	611208	4C1A-6FJX-6FJX-98
29	615569	LH Hydraulic Tube Assy. Sundstrand Pump	94	611204	4C1T-6FJX-6FJX-78
30	615594	Front Leg Hydraulic Tube Assembly	95	611206	4C1T-6FJX-6FJX-66
31	615598	Right Rear Leg Hydraulic Tube Assembly	96	615444	6C1T-6FJX-8JFX90-60
32	614198	Four Wheel Drive U-Tube Assembly	97	614098	04C1T-06FJX-06FJX-201
33	615668	RH Hydraulic Tube Assy. Sundstrand Pump	98	614154	04C1T-06FJX-06FJX-221
34	505203	1 NPT x 4.00 Pipe Nipple	99	614382	08C1T-08FJX-08FJX-40
35	504702	3/4 NPT Close Nipple	100	610325	10C1T-10FJX-10FJX-105
36	504955	3/4 Pipe Tee	101	614547	08C1T-08FJX-08FJX90-114
37	505200	1 NPT x 90° Street Elbow	102	614548	08C1T-08FJX-08FJX-120
38	505300	4 NPT x 90° Elbow	103	614549	06C1T-06FJX-6FJX-140
39	506410	1 1/4 NPT x 90° Street Elbow	104	614425	08C1T-08FJX-08FJX-132
40	618138	1 NPT x 90° x 1 Hose Barb	105	615690	10RLB-08FJX-08FJX-66
41	715664	1 1/4 NPT x 1 Hose Barb	106	615442	04C1T-06FJX-06FJX-55
42	714560	3 1 NPT x 1 Hose Barb	107	615449	6C1T-6FJX-6FJX-176
43	505213	1 NPT to 3/4 NPT Reducer Bushing	108	616028	4C1A-6FJX-6FJX-47
44	504210	1 1/4 NPT x 2 1/2 Pipe Nipple	109	616026	04C1T-06FJX-06FJX-37
45	506303	1 1/4 NPT x 90° Elbow	110	616042	04C1T-06FJX-06FJX-13
46	506602	1 1/4 NPT x 2 1/2 Pipe Nipple	111	615465	08C1T-08FJX-08FJX-33
47	501102	1/4 NPT Pipe Plug	112	616039	04C1T-06FJX-06FJX-19
48	610300	3/4 NPT x 3/4 MJIC	113	614368	08C1T-08FJX-08FJX-60
49	610185	2 9/16 O-Ring Plug	114	615473	06C1T-06FJX-08FJX-18
50	610193	4 3/8 MJIC Butthead Tee	115	615589	08TM-12FJX-12FJX-126
51	611122	12 1/4 NPT x 90° x 9/16 MJIC	116	614076	04C1T-06FJX-06FJX-119
52	611127	6 1/16 MOR x 1 1/16 MJIC	117	615475	04C1T-06FJX-06FJX45-78
53	611145	1/2 NPT x 90° x 3/4 MJIC	118	611141	12TW3-12FJX-12M-53
54	614365	4 Restrictor Elbow Assembly	119	615454	06C1T-08FJX-08FJX90-147
55	618443	2 3/4 MOR x 90° x 3/4 MJIC	120	614101	04C1T-06FJX-06FJX-133
56	618090	1 1/5/16 MOR x 1 NPT	121	614159	4C1AT-6FJX-6FJX-169
57	618109	4 3/4 MOR x 9/16 MJIC	122	615495	08C1T-08MBX90-08MBX90-126 (8380)
58	618119	5 9/16 MOR x 90° x 9/16 MJIC	123	615283	08C1T-08MBX90-08MBX90-102 (8370)
59	618126	3 9/16 MOR x 9/16 MJIC	124	615596	8C2AT-8FJX90-10FJX-76
60	618178	4 1/5/16 MOR x 90° x 1/5/16 MJIC	125	615452	6C1T-6FJX-6FJX-16
61	618183	8 7/8 MOR x 90° x 3/4 MJIC	126	601193	1" 2-Braid Red Hose x 42
62	618115	3 3/4 MOR x 90° x 9/16 MJIC	127	601255	1" 2-Braid Red Hose x 104
63	618311	3 3/4 MJIC Unlgn Tee	128	601256	1" 2-Braid Red Hose x 31
64	618241	3 3/4 MOR x 90° x 3/4 MJIC	129	615599	Left Rear Hydraulic Tube Assembly
65	618310	1 7/8 MOR x 9/16 MJIC	130	618529	1 1/16 MJIC x 45° x 1 1/16 FJIC





2011	291220	12 GA. BLACK * 14"
2911	291160	12 GA. RED * 14"
2911	291435	16 GA. RED * 6
2711	291109	14 GA. RED * 4
2611	291108	14 GA. BLUE * 4
2521	291107	14 GA. BLUE * 3
2411	291147	14 GA. YELLOW * 8"
2311	290051	12" SOLENOID CABLE
2211	290052	56" BATTERY CABLE
2111	290111	GROUND STRAP
2011	291141	10 GA. WHITE * 15"
1911	291422	14 GA. RED * 12"
1811	291484	14 GA. RED * 3
1711	291146	10 GA. GREEN * 10"
1611	291145	12 GA. RED * 10"
1512	291443	14 GA. RED * 10"
1411	291442	16 GA. RED * 9
1312	291441	14 GA. GREEN * 9
1211	291440	16 GA. RED * 6"
1111	291421	16 GA. GREEN * 6"
1011	291140	16 GA. WHITE * 6"
911	291139	16 GA. WHITE * 6"
811	291138	16 GA. WHITE * 10"
711	291137	14 GA. BLUE * 6"
611	291136	14 GA. BLUE * 12"
511	291135	14 GA. WHITE * 5"
412	291134	14 GA. BLACK * 5"
311	291132	14 GA. BLUE * 5"
111	291131	14 GA. BLUE * 10"

WIRING DIAGRAM - 8370 - DIESEL - 1985  
8380

498206

ABBREVIATIONS

ADPTR - Adapter  
DET - Detail  
FNPT - Female National Pipe Thread  
FOR - Female O-Ring  
MJIC - Male J.I.C.  
MOR - Male O-Ring  
P/N - Part Number  
QTY - Quantity  
REF - Reference  
REQ - Required  
ST - Street  
SWIV - Swivel  
UNC - Unified National Course (Thread)  
UNF - Unified National Fine (Thread)  
W/ - With  
WLD - Weldment

INDEX

-A-

Access Door	39
Agitator	
Impeller	34
Motor Mount	34
Shaft	34
Air Cleaner	13
Band	13
Cap	13
Hose	13
Air Conditioner	
Dryer	9
Evaporator	26
Compressor	9
Condenser	9
Tightener	9
Air Intake	10
Air Slide	26
Alternator	4
Adjustment Arm	4
Bushing	4
Arm	
Steering	14
Wiper	24

-B-

Ball Valve	37
Battery	8
Box	8
Cable	8
Hold Down	8
Band, Air Cleaner	13
Bearing	
Housing	34
Keeper	14
Sleeve	14
Belt	9
Blade, Wiper	24
Boom	41
Break-Away	40
Bumper	41
Brace, Side Panel	39
Bracket	
Alternator Adjustment	4
Exhaust Pipe Mounting	12
Hood Prop	38
Hydrostatic Cable	4
Rubber Hook	10
Throttle Cable	5
Brake	
Cable	15,25
Disc	15
Hub	15
Lever	25
Bushing, Alternator	4

-C-

Cab	24
Roof	26
Cable	
Battery	8
Brake	15,25
Fuel Shutoff	30
Ground	5
Hydrostatic	25
Throttle	25
Cap	
Air Cleaner	13
Fuel	22
Pressure	23
Radiator	11
Rain	12
Steering Wheel	28
Catch, Door	27
Catwalk	35
Cessna	
Pump	7
Three-Spool Valve	32
Channel	
Seat	25
Tank Lid	35
Circuit Breaker	30
Clamp, Front Leg	14
Clip, Break Retainer	15
Clip, Screen	38
Column Cover, Steering	28
Compressor Mount	9
Condensor, Air Conditioner	9
Console	30
Control	
Arm, Throttle	5
Head, Hydrostatic	25
Coupler Half	34
Cover, Radiator Mount	39
Crop	
Guide	45
Shield	45
Cylinder	
Fold	40,43
Front Leg	16
Hydraulic	14
Level	40,43
Lift	40,42
Mount	40
Pivot	40
Steering	17
Diffuser, Line	23
Dimmer Switch	25
Dip Stick	23

-D-

Disc ----- 15  
 Brake ----- 15  
 Friction ----- 25  
 Sensor ----- 15  
 Door ----- 27  
 Access ----- 39  
 Catch ----- 27  
 Prop ----- 39  
 Prop Mount ----- 39  
 Drain Cock ----- 11  
 Dryer, Air Conditioner ----- 9

-E-

Engine ----- 4,5  
 Hood ----- 38  
 Pad ----- 25  
 Mount ----- 5  
 Evaporator, Air Conditioner ----- 26  
 Exhaust Pipe ----- 12  
 Extension -----  
 Leg Cylinder Shaft ----- 14  
 Pump Lever ----- 7  
 Tank Channel ----- 35  
 Transom ----- 40

-F-

Fan ----- 4  
 Spacer ----- 4  
 Filter -----  
 Air Cleaner ----- 13  
 Gresen ----- 23  
 Michigan ----- 23  
 Oil ----- 5  
 Flasher Switch ----- 24  
 Flow Divider ----- 21  
 Flow Control ----- 6  
 Foam ----- 24,29  
 Fold Cylinder ----- 43  
 Friction Disc ----- 25  
 Front Leg Cylinder ----- 16  
 Fuel -----  
 Cap ----- 22  
 Gauge ----- 30  
 Sender ----- 22  
 Sender Gasket ----- 22  
 Shutoff Cable ----- 30  
 Tank ----- 22

-G-

Gasket -----  
 Charge Pump ----- 7  
 Fuel Sender ----- 22  
 Receiver Plate ----- 23  
 Tank Lid ----- 35

Gauge, Fuel ----- 30  
 Gland -----  
 Nut ----- 34  
 Packing ----- 34  
 Glass ----- 24,27  
 Ground -----  
 Cable ----- 5  
 Strap ----- 25  
 Gresen Selector Valve ----- 31  
 Gusset, Cab Roof ----- 26

-H-

Handle Link, Valve ----- 32  
 Hinge Pin ----- 40  
 Holder, Throttle Cable ----- 5  
 Hood -----  
 Engine ----- 38  
 Prop ----- 38  
 Prop Bracket ----- 38  
 Hook, Rubber ----- 38,39  
 Hose -----  
 Air Cleaner ----- 13  
 Radiator ----- 5  
 Hour Meter ----- 30  
 Hub ----- 18  
 Brake ----- 15  
 Taper Lock ----- 15  
 Hydraulic -----  
 Cylinder ----- 14  
 Manifold ----- 6  
 Motor ----- 34  
 Relief Valve ----- 6  
 Tube ----- 6,14,15  
 Hypro Pump ----- 37  
 Hydrostatic -----  
 Cable ----- 25  
 Cable Bracket ----- 4  
 Control Head ----- 25

-I-

Ignition Switch ----- 30  
 Impeller, Agitator ----- 34  
 Indicator Light ----- 28,30  
 Insulator Pad ----- 5

-K-

Keeper -----  
 Bearing ----- 14  
 Front Leg ----- 14  
 Rear Leg ----- 15

-L-

Ladder ----- 44

Leg  
 Cylinder Mount ----- 14  
 Cylinder Shaft Extension ----- 14  
 Front ----- 14  
 Keeper ----- 14,15  
 Rear ----- 15  
 Level Cylinder ----- 42  
 Lever ----- 25  
 Brake ----- 25  
 Throttle ----- 25  
 Lift Arm ----- 40  
 Mount ----- 40  
 Lift Cylinder ----- 42  
 Light ----- 24  
 Indicator ----- 28,30  
 Switch ----- 30  
 Line  
 Diffuser ----- 23  
 Strainer ----- 36

-M-

Manifold  
 Hydraulic ----- 6  
 Large ----- 6  
 Meter, Hour ----- 30  
 Michigan Filter ----- 23  
 Micro Switch ----- 25  
 Mirror, Rear View ----- 24  
 Motor  
 Hydraulic ----- 34  
 Steering ----- 28  
 Wheel ----- 14,15  
 Wiper ----- 24  
 Mount  
 Agitator Motor ----- 34  
 Compressor ----- 9  
 Cover, Radiator ----- 39  
 Cylinder ----- 40  
 Cylinder, Pivot ----- 40  
 Door Prop ----- 39  
 Engine ----- 5  
 Hydrostatic Control ----- 25  
 Leg Cylinder ----- 14  
 Liftarm ----- 40  
 Nozzle ----- 40  
 Radiator-011 Cooler ----- 11  
 Sensor ----- 15  
 Sight Gauge ----- 35  
 Solution Solenoid ----- 36  
 Throttle Cable ----- 25  
 Variable Flow Control ----- 33  
 Mounting  
 Bracket, Spade ----- 39  
 Socket ----- 39

Muffler ----- 12  
 Mullion ----- 38  
 Support ----- 39

-O-

O11  
 Cooler ----- 11  
 Filter ----- 5  
 Sender ----- 5  
 Tank ----- 23  
 Tank Strap ----- 23  
 Operator Station ----- 25  
 Step ----- 25

-P-

Packing, Gland ----- 34  
 Pad, Engine ----- 25  
 Panel, Rear ----- 38  
 Pipe Exhaust ----- 12  
 Pivot, Steering ----- 18  
 Power Wheel ----- 15  
 Pressure Cap ----- 23  
 Pump  
 Cessna ----- 7  
 Charge ----- 7  
 Hypro ----- 37  
 Lever extension ----- 7  
 Sundstrand ----- 7

-R-

Radiator ----- 11  
 Cap ----- 11  
 Hose ----- 5  
 Riser ----- 10  
 Shroud ----- 11  
 Rain Cap ----- 12  
 Rear  
 Leg ----- 15  
 Panel ----- 38  
 Screen ----- 38  
 View Mirror ----- 24  
 Receiver Plate ----- 23  
 Gasket ----- 23  
 Relief Valve, Hydraulic ----- 6  
 Retainer Clip, Brake ----- 15  
 Rim ----- 20  
 Roof, Cab ----- 26  
 Rubber, Hook ----- 11,38,39

-S-

Safety Walk ----- 35

Screen  
   Clip ----- 38  
   Lower ----- 39  
   Rear ----- 38  
   Slide ----- 39  
   Seal Kit ----- 6,16,17  
   Seat ----- 25  
   Channel ----- 25  
 Sender  
   Fuel ----- 22  
   Oil ----- 5  
   Temperature ----- 4  
 Sensor  
   Disc ----- 15  
   Mount ----- 15  
   Speedometer ----- 15  
 Shield  
   Crop ----- 45  
   Sun ----- 30  
   Tank ----- 35  
   Wheel Motor ----- 15  
   Shroud, Radiator ----- 11  
   Side Panel ----- 39  
   Side Screen ----- 39  
   Sight Gauge Mount ----- 35  
   Sleeve ----- 14  
   Slow Moving Vehicle Sign ----- 39  
   Socket, Mounting ----- 39  
 Solution  
   Solenoid Valve ----- 36  
   Tank Hosing ----- 46  
   Spacer, Fan ----- 4  
   Spade Mounting Bracket ----- 39  
   Speedometer ----- 30  
   Spray Tank ----- 35  
   Spring, Break-Away ----- 41  
   Station, Operator ----- 25  
   Steering  
     Arm ----- 14  
     Column ----- 28  
     Motor ----- 28  
     Pivot ----- 18  
     Wheel ----- 28  
     Wheel Cap ----- 28  
   Step, Operator Station ----- 25  
   Strainer, Line ----- 36  
   Strap  
     Ground ----- 25  
     Oil Tank ----- 23  
   Sundstrand  
     Drive ----- 5  
     Pump ----- 7  
   Support, Mullion ----- 39  
   Switch  
     Dimmer ----- 25  
     Flasher ----- 28  
   Ignition ----- 30

Micro ----- 25  
 Light ----- 30  
 Toggle ----- 28,30

-T-

Taillight ----- 39  
 Tank  
   Channel Extension ----- 35  
   Fuel ----- 22  
   Lid ----- 35  
   Lid Gasket ----- 35  
   Lid Channel ----- 35  
   Oil ----- 23  
   Shield ----- 35  
   Spray ----- 35  
   Taper Lock Hub ----- 15  
   Temperature  
     Gauge ----- 30  
     Sender ----- 4  
   Throttle Cable ----- 25  
   Bracket ----- 5  
   Mount ----- 25  
   Throttle Control Arm ----- 5  
   Throttle Lever ----- 25  
   Tie Rod ----- 19  
   Tire ----- 20  
   Toggle Switch ----- 28,30  
   Torque Hub ----- 14  
   Transom ----- 40  
   Tread Adjustment ----- 44  
   Tube, Hydraulic ----- 6,14,15

-V-

Valve  
   Ball ----- 37  
   Gresen Selector ----- 31  
   Handle ----- 31,32  
   Handle Link ----- 32  
   Solution Solenoid ----- 36  
   Three-Spool ----- 32  
   Variable Flow Control ----- 33

-W-

Walk, Safety ----- 35  
 Wheel  
   Motor ----- 14,15  
   Motor Shield ----- 15  
   Power ----- 15  
   Steering ----- 28  
   Wiper  
     Arm ----- 24  
     Blade ----- 24  
     Motor ----- 24