

PARTS MANUAL
FOR
HAGIE MODEL 8370 & 8380

HAGIE MANUFACTURING COMPANY

BOX 273 CLARION, IOWA 50525

(515) 532-2861

COVERS MACHINE SERIAL NUMBERS:

066068001 THRU 066068050
&
066168001 THRU 066168050

4-86 493107

SPRAYER IDENTIFICATION

Each Hagie sprayer is identified by means of a frame serial number. This serial number denotes the model, year in which it was built, and the number of the sprayer. As for further identification, the engine has a serial number, the hydrostatic pump has a serial number, the wheel motors have identification tags, and the planetary hubs have identification plates that describe the type of mount and and gear ratio. To insure prompt, efficient service when ordering parts or requesting service repairs from Hagie Manufacturing Company, record the serial and identification numbers in the space provided below.

SPRAYER SERIAL NUMBER

ENGINE SERIAL NUMBER

TABLE OF CONTENTS

Engine Assembly.....4-11

Radiator & Oil Cooler Assembly.....12

Flow Divider.....13

Leg Assembly.....14-16

Steering Cylinder.....17-18

Tie Rod Assembly.....19

Fuel And Oil Tank.....20-21

Operator Station.....22-30

Four Wheel Drive Valve.....31

Three-Spool Valve Assembly.....32

Variable Flow Control.....33

Solution System.....34-37

Sheet Metal.....38-39

Transom, Boom, & Lift.....40-43

Ladder And Tread Adjustment.....44

Tire And Rim Assembly.....45

Stalk Guide And Cropsfield.....46

Solution Hosing Diagram.....47

Decals.....48-51

Planetary Gear Assembly.....52-55

Hydraulic Schematic.....56-57

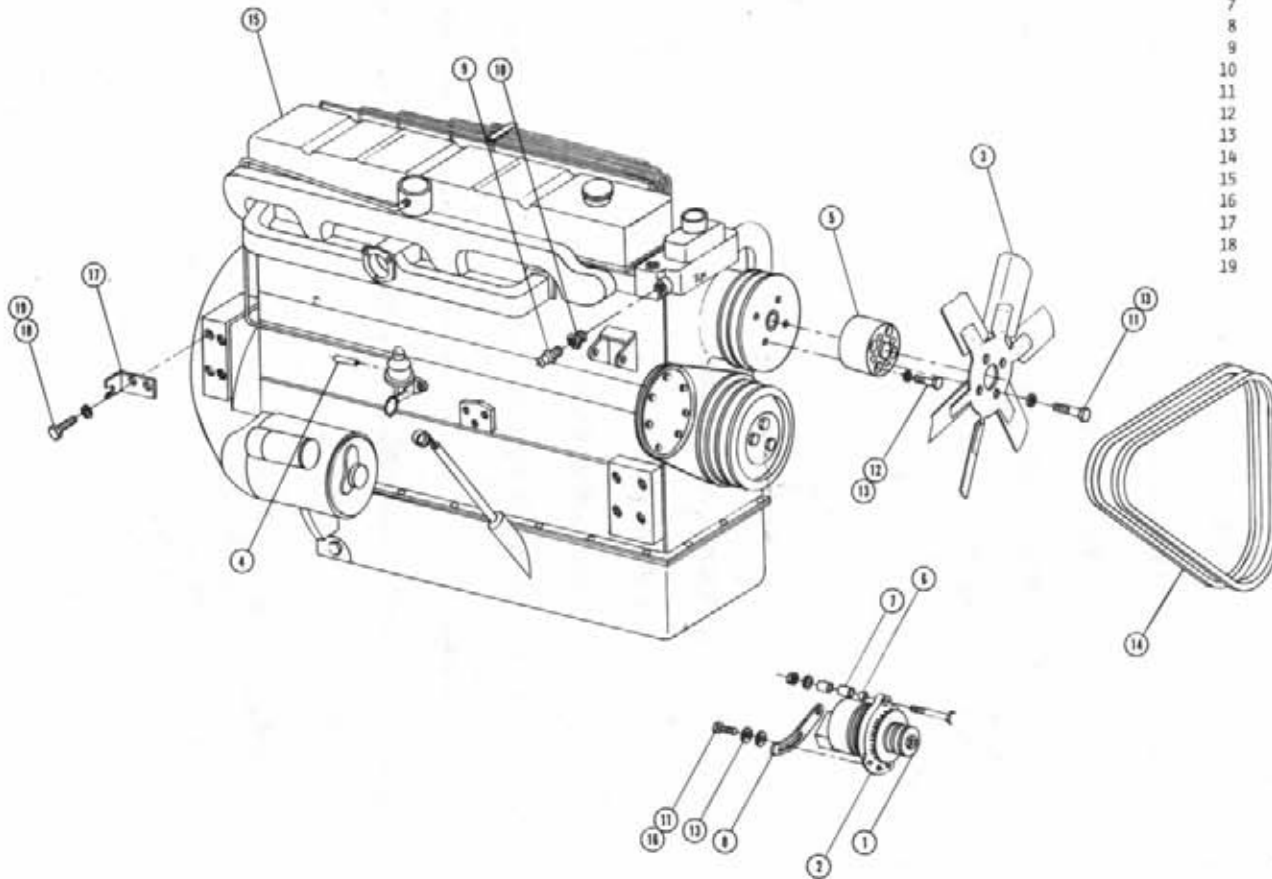
Electrical Schematic.....58-59

Abbreviations.....60

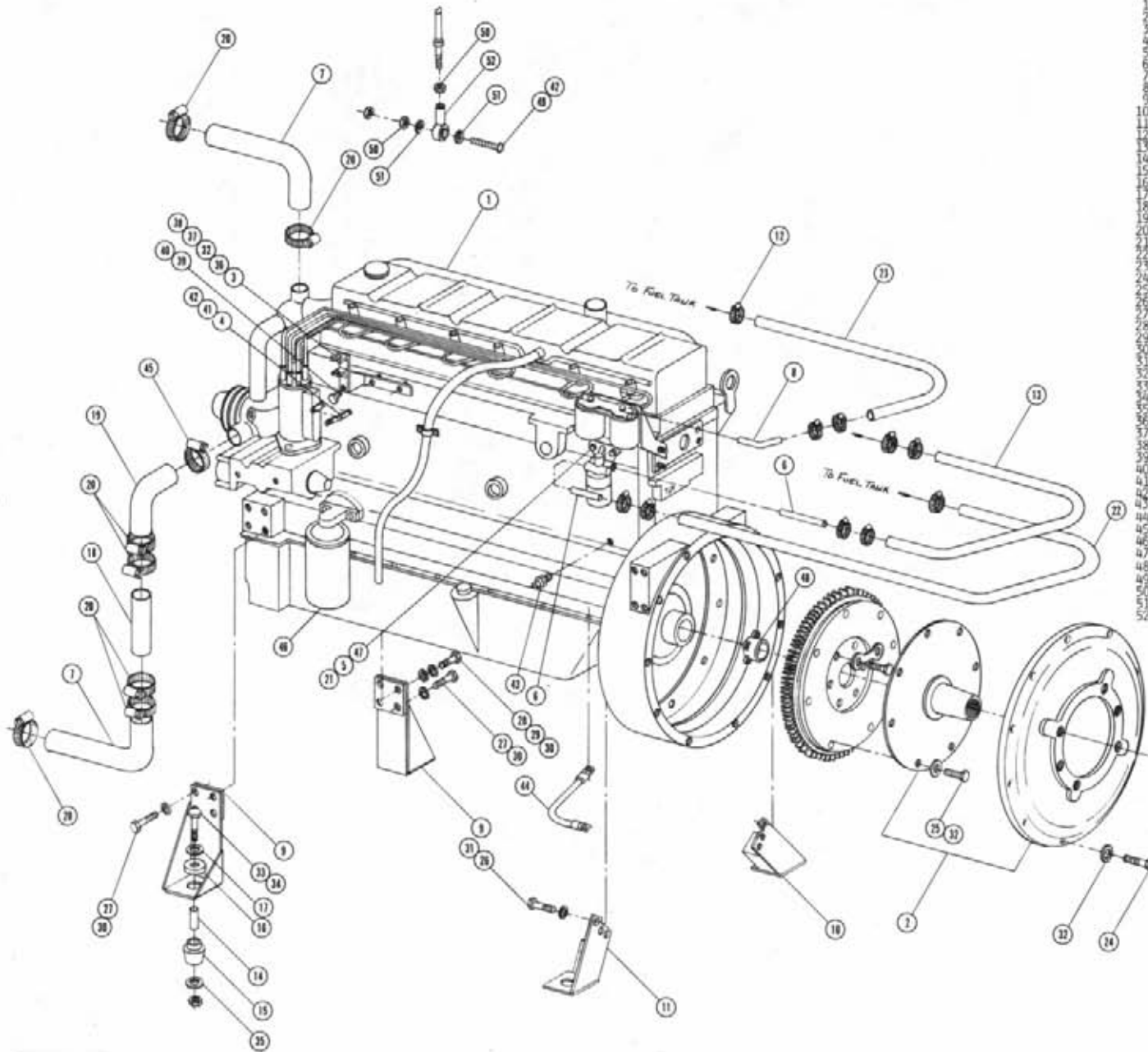
Index.....61

DIESEL ENGINE ASSEMBLY

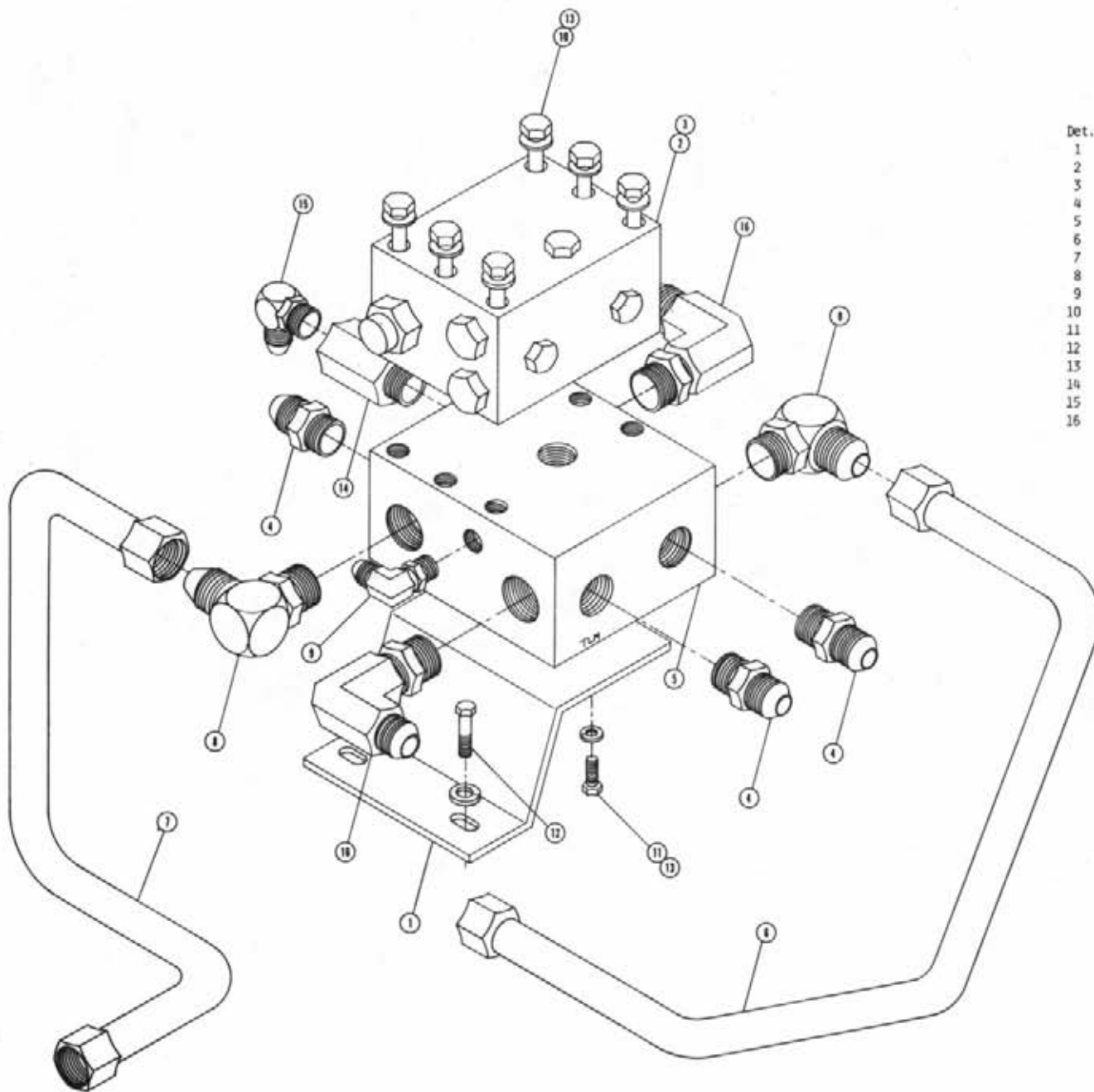
Det.	Qty.	P/N	Description
1	1	140065	5/8 Bore x 3 1/4 O.D. Sheave
2	1	310093	55 Amp Alternator
3	1	314435	19 In. Puller Fan With 2 1/4 Pitch
4	1	314527	Fuel Pump Hose Barb
5	1	314792	Fan Spacer
6	1	314742	Alternator Bushing - Small
7	1	314744	Alternator Bushing - Large
8	1	314743	Alternator Adjustment Bracket
9	1	314437	Temperature Sender
10	1	503012	1/2 to 1/8 Reducer Bushing
11	5	900065	5/16 UNC x 1 Hex Bolt
12	4	900103	5/16 UNF x 2 Hex Bolt
13	9	920501	5/16 Lock Washer
14	2	140022	Gates Belt N9530
15	1	314793	Perkins Engine
16	1	920001	5/16 Flat Washer
17	1	606851	Hydrostatic Cable Mount
18	2	900263	1/2 UNC x 1 Hex Bolt
19	2	920504	1/2 Lock Washer



DIESEL ENGINE ASSEMBLY

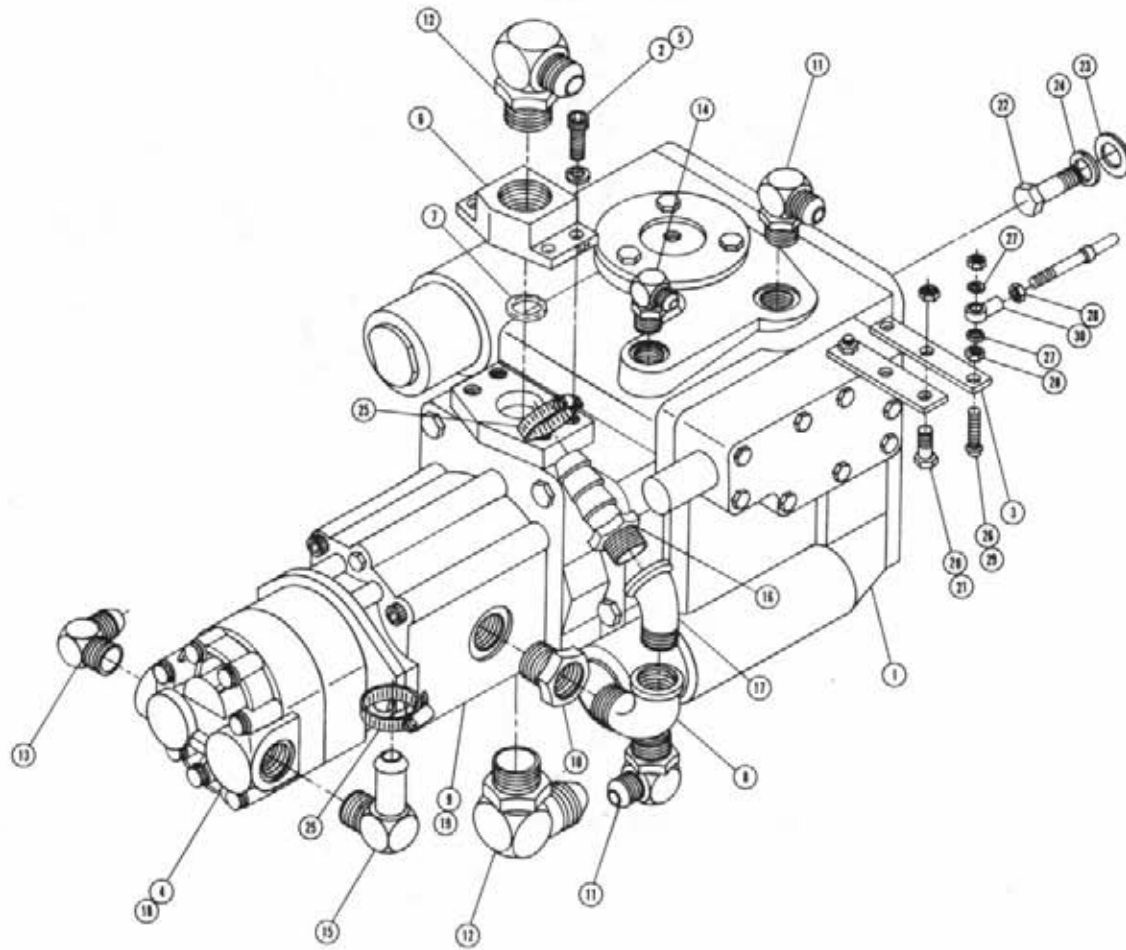


Det.	Qty.	P/N	Description
1	1	314793	Perkins Engine
2	1	800472	Sundstrand Drive Assembly
3	1	314520	Throttle Cable Bracket Weldment
4	1	314546	Throttle Control Arm
5	2	620501	5/16 Lock Washer
6	2	314527	Fuel Filter Hose Barb
7	1	314547	Radiator Hose
8	1	314552	1/4 O.D. Hose Barb
9	2	314772	Front Engine Mount Weldment
10	1	314776	Right Rear Engine Mount Weldment
11	1	314777	Left Rear Engine Mount Weldment
12	10	520120	No. 4 Miniature Hose Clamp
13	1	601141	5/16 x 29 Fuel Line Hose
14	1	310046	Sleeve and Spacer
15	4	310047	Lower Insulator
16	4	310048	Insulator Pad Assembly
17	4	310651	Large Keeper Washer
18	1	314448	Lower Radiator Tube
19	1	314551	Lower Radiator Hose
20	1	520068	No. 32 Hose Clamp
21	1	920001	5/16 Flat Washer
22	1	601257	5/16 x 120 Fuel Line Hose
23	1	601263	5/16 x 144 Fuel Line Hose
24	12	900130	3/8 UNC x 1 1/4 Hex Bolt
25	2	900163	3/8 UNF x 1 Hex Bolt
26	6	900264	1/2 UNC x 1 1/4 Hex Bolt
27	6	900333	5/8 UNC x 1 1/2 Hex Bolt
28	6	900335	5/8 UNC x 2 Hex Bolt
29	5	920002	5/8 Flat Washer
30	2	920505	5/8 Lock Washer
31	2	920504	1/2 Lock Washer
32	2	920502	3/8 Lock Washer
33	2	900272	1/2 UNC x 3 1/2 Hex Bolt
34	4	914008	1/2 UNC Stover Nut
35	4	483041	1/2 Regular Flat Washer
36	4	900821	3/8 UNF x 2 Hex Bolt
37	1	615287	1 in. Throttle Bracket Spacer
38	1	340330	1 1/4 in. Throttle Bracket Spacer
39	1	900002	1/4 UNC x 3/4 Hex Bolt
40	1	914000	1/4 UNC Lock Nut
41	1	903889	10-32 x 3/4 Machine Screw
42	1	914027	10-32 Lock Nut
43	1	314768	Oil Pressure Sender
44	1	290051	12 in Ground Cable
45	1	520099	No. 40 Hose Clamp
46	1	314540	Oil Filter
47	1	900099	5/16 UNF x 1 Hex Bolt
48	1	800481	Drive Disk Adaptor Housing
49	1	903893	No. 10-32 x 1 Machine Screw
50	1	910027	No. 10 UNF Hex Nut
51	1	920510	No. 10 Lock Washer
52	1	473921	No. 10-32 Ball Joint



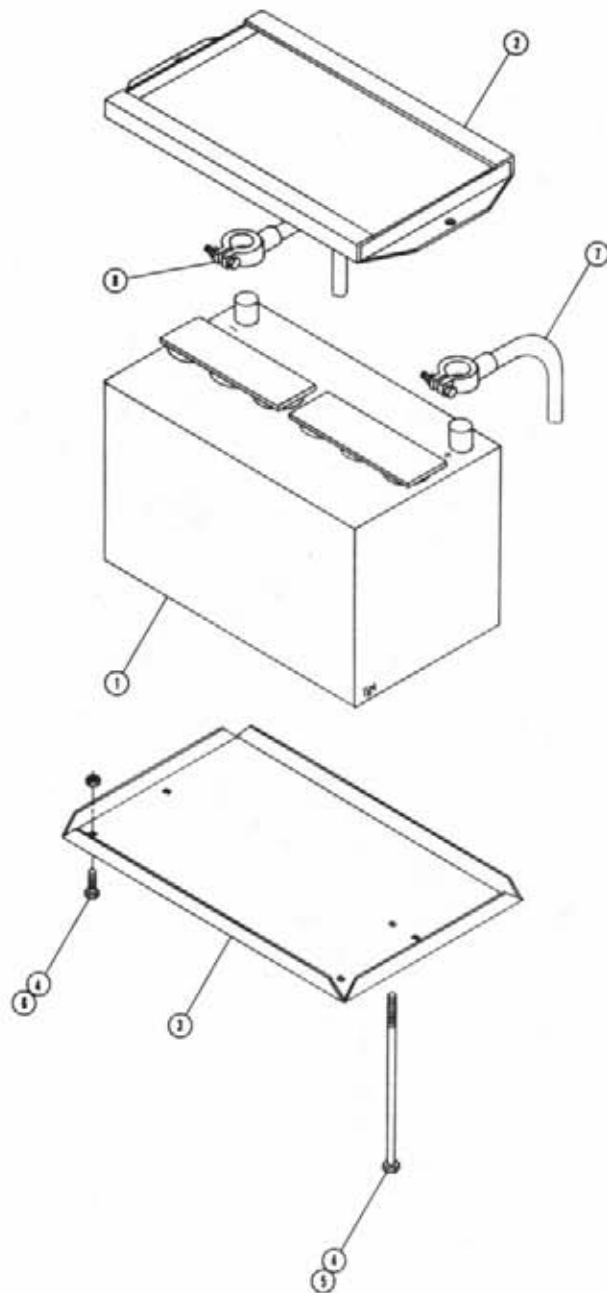
HYDRAULIC MANIFOLD ASSEMBLY

Det.	Qty.	P/N	Description
1	1	606849	Hydraulic Manifold Mount
2	1	611009	Seal Kit
3	1	611013	Hydraulic Relief Valve Assembly
4	3	611127	1 1/16 MOR x 1 1/16 MJIC
5	1	615003	Large Manifold
6	1	615568	Right Hydraulic Tube
7	1	615569	Left Hydraulic Tube
8	2	618178	1 5/16 MOR x 90° x 1 5/16 MJIC
9	1	618241	3/4 MOR x 90° x 3/4 MJIC
10	6	900075	5/16 UNC x 3 3/4 Hex Bolt
11	2	900065	5/16 UNC x 1 Hex Bolt
12	2	900196	7/16 UNC x 1 1/4 Hex Bolt
13	8	920501	5/16 Lock Washer
14	1	610028	Flow Control
15	1	618279	7/8 MOR x 90° x 1 1/16 MJIC
16	2	618248	1 1/16 MOR x 90° x 1 1/16 MJIC



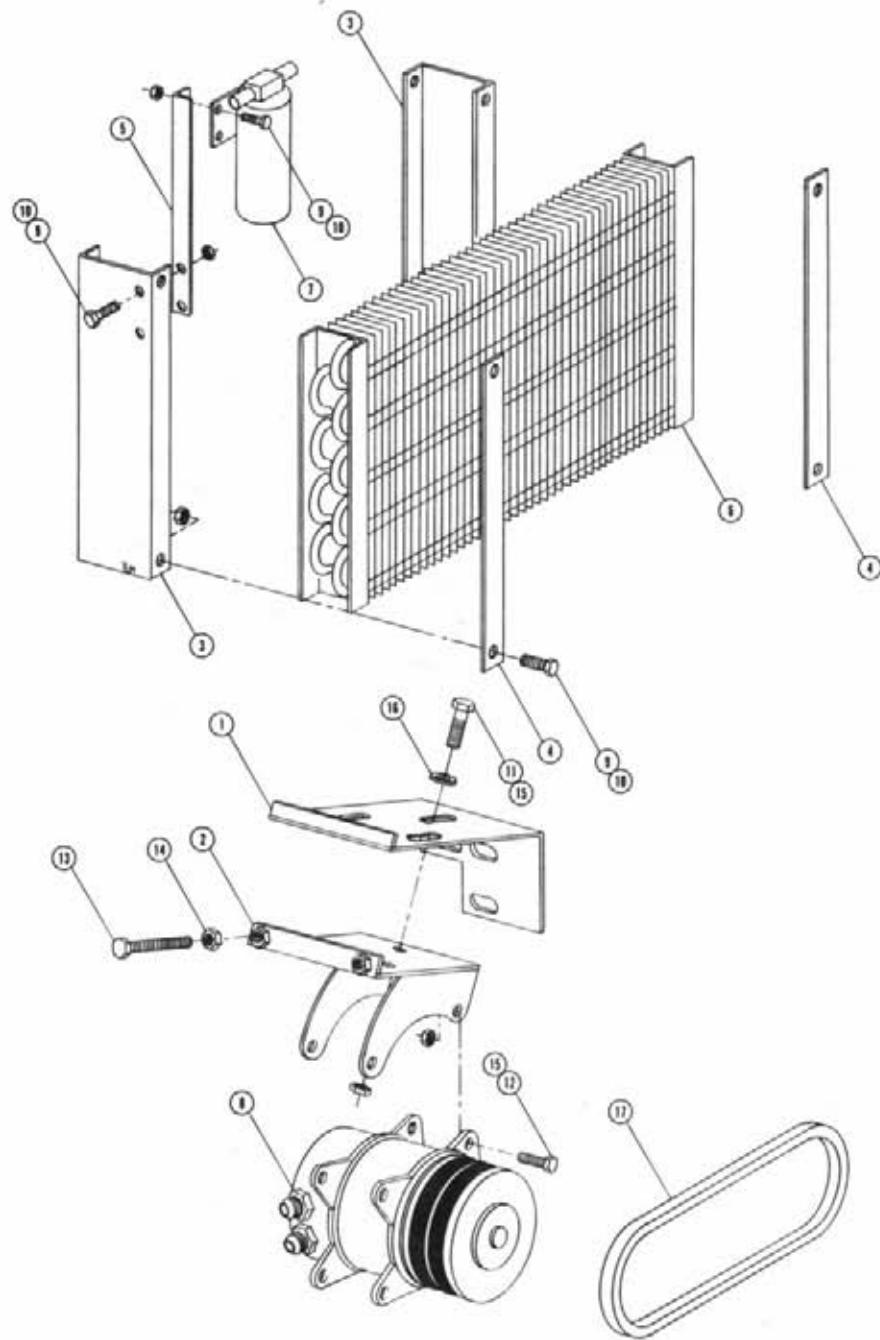
SUNDSTRAND PUMP ASSEMBLY

Det. Qty.	P/N	Description
1	606866	Sundstrand 23 Series Pump
2	472243	3/8 UNC x 1 3/4 Allen Head Cap Screw
3	606848	Pump Control Lever Extension
4	610446	Cessna Hydraulic Pump
5	618167	Lock Washer
6	618176	1" 4-Bolt Flange x 1 5/16 O-Ring
7	870219	1 5/16 x 1 9/16 Neoprene O-Ring
8	505200	1 NPT x 90° Street Elbow
9	606867	1.06 Charge Pump
10	618090	1 5/16 MOR x 1 NPT Adaptor
11	618183	7/8 MOR x 90° x 3/4 MJIC
12	618178	1 5/16 x 90° x 1 5/16 MJIC
13	611128	7/8 MOR x 90° x 7/8 MJIC
14	618114	7/16 MOR x 90° x 9/16 MJIC
15	618563	1 1/16 MOR x 90° x 1" Hose Barb
16	714560	1 NPT x 1" Hose Barb
17	505110	1 NPT x 45° Street Elbow
18	618261	3 3/8 x 3 1/4 O-Ring
19	610387	Charge Pump Gasket
20	900003	1/4 UNC x 1" Hex Bolt
21	914000	1/4 UNC Stover Nut
22	900265	1/2 x 1 1/2 Hex Bolt
23	920004	1/2 SAE Flat Washer
24	920504	1/2 Lock Washer
25	520087	No. 20 Hose Clamp
26	903893	No. 10-32 x 1 Slotted Machine Screw
27	920510	No. 10 Lock Washer
28	910027	No. 10 UNF Hex Nut
29	914027	No. 10-32 Stover Nut
30	473921	No. 10-32 Ball Joint



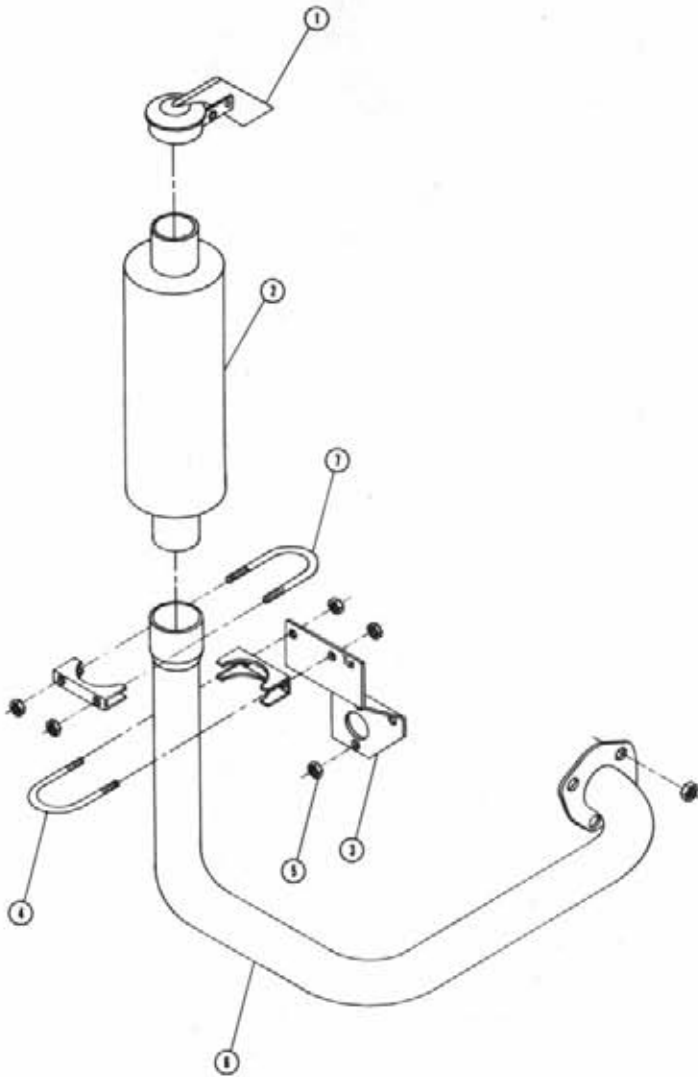
BATTERY BOX ASSEMBLY

Det.	Qty.	P/N	Description
1	1	291122	Battery
2	1	341322	Battery Hold Down Weldment
3	1	361149	Battery Box
4	4	914004	3/8 UNC Lock Nut
5	2	901149	3/8 UNC x 8 1/2 Carriage Bolt
6	2	900128	3/8 UNC x 3/4 Hex Bolt
7	1	290052	Positive Battery Cable - 56 in.
8	1	291128	Negative Battery Cable - 48 in.



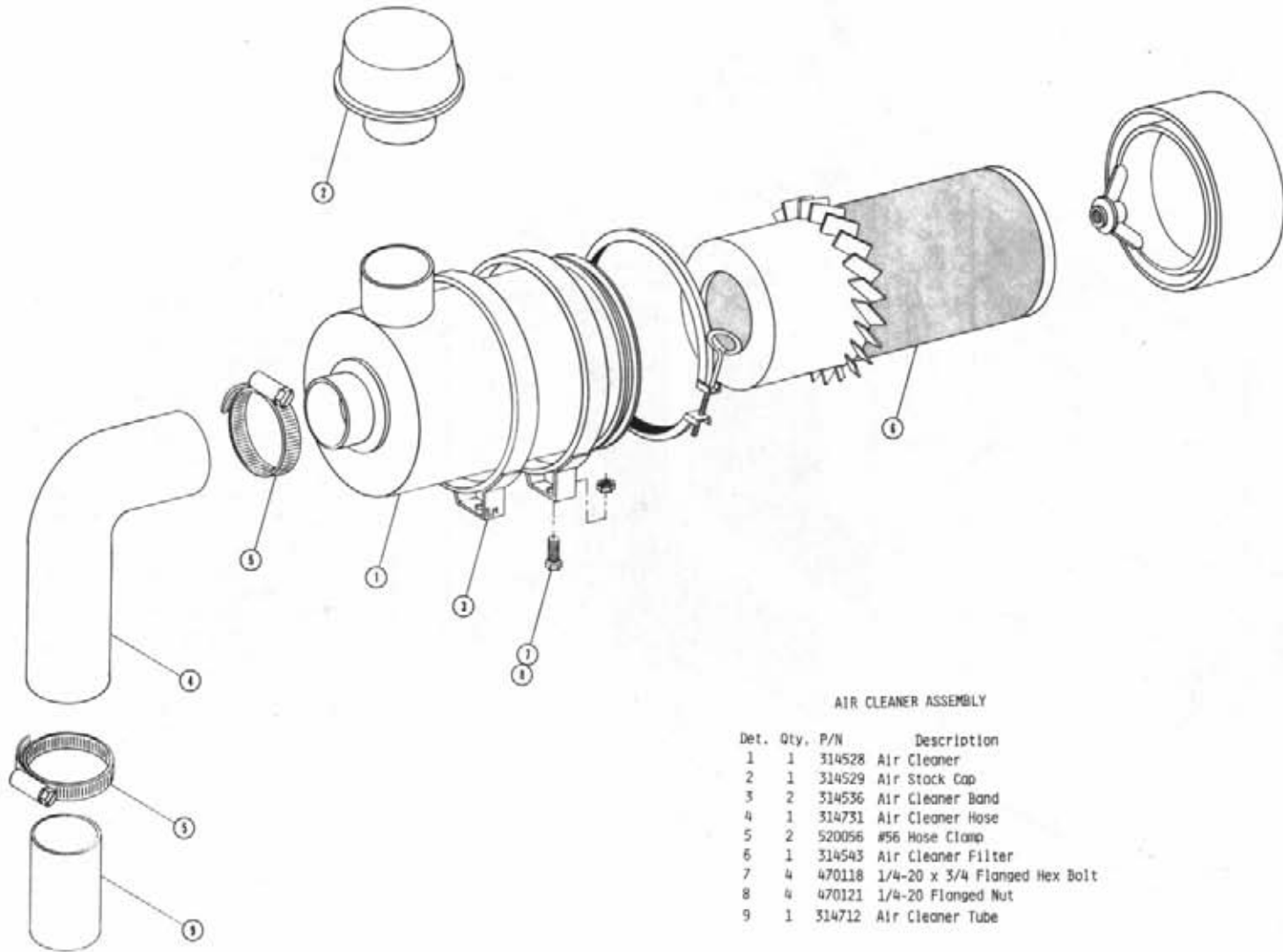
AIR CONDITIONER COMPRESSOR PUMP ASSEMBLY

Det.	Qty.	P/N	Description
1	1	314785	Air Conditioner Compressor Mount
2	1	657329	Air Conditioner Tightener Weldment
3	2	314413	Air Conditioner Condenser Mount
4	2	314418	Air Conditioner Condenser Keeper
5	1	314420	Air Conditioner Dryer Bracket
6	1	657309	Air Conditioner Condenser Kit
7	1	657309	Air Conditioner Dryer
8	1	657310	Air Conditioner Compressor
9	8	900064	5/16 UNC x 3/4 Hex Bolt
10	8	914002	5/16 UNC Lock Nut
11	3	900130	3/8 UNC x 1 1/4 Hex Bolt
12	4	900131	3/8 UNC x 1 1/2 Hex Bolt
13	2	906136	3/8 UNC x 3 Full Thread Hex Bolt
14	2	910004	3/8 UNC Hex Nut
15	7	914004	3/8 UNC Stover Nut
16	3	920002	3/8 Flat Washer
17	1	147002	2430 Gates Belt



EXHAUST PIPE ASSEMBLY

Det.	Qty.	P/N	Description
1	1	314537	2 1/2 I.D. Rain Cap
2	1	314554	Muffler
3	1	314782	Exhaust Pipe Mounting Bracket
4	1	470150	5/16 x 2 1/4 Muffler Clamp
5	3	910003	5/16 UNF Hex Nut
6	1	314781	Exhaust Pipe Weldment
7	1	472216	5/16 x 2 1/2 Muffler Clamp

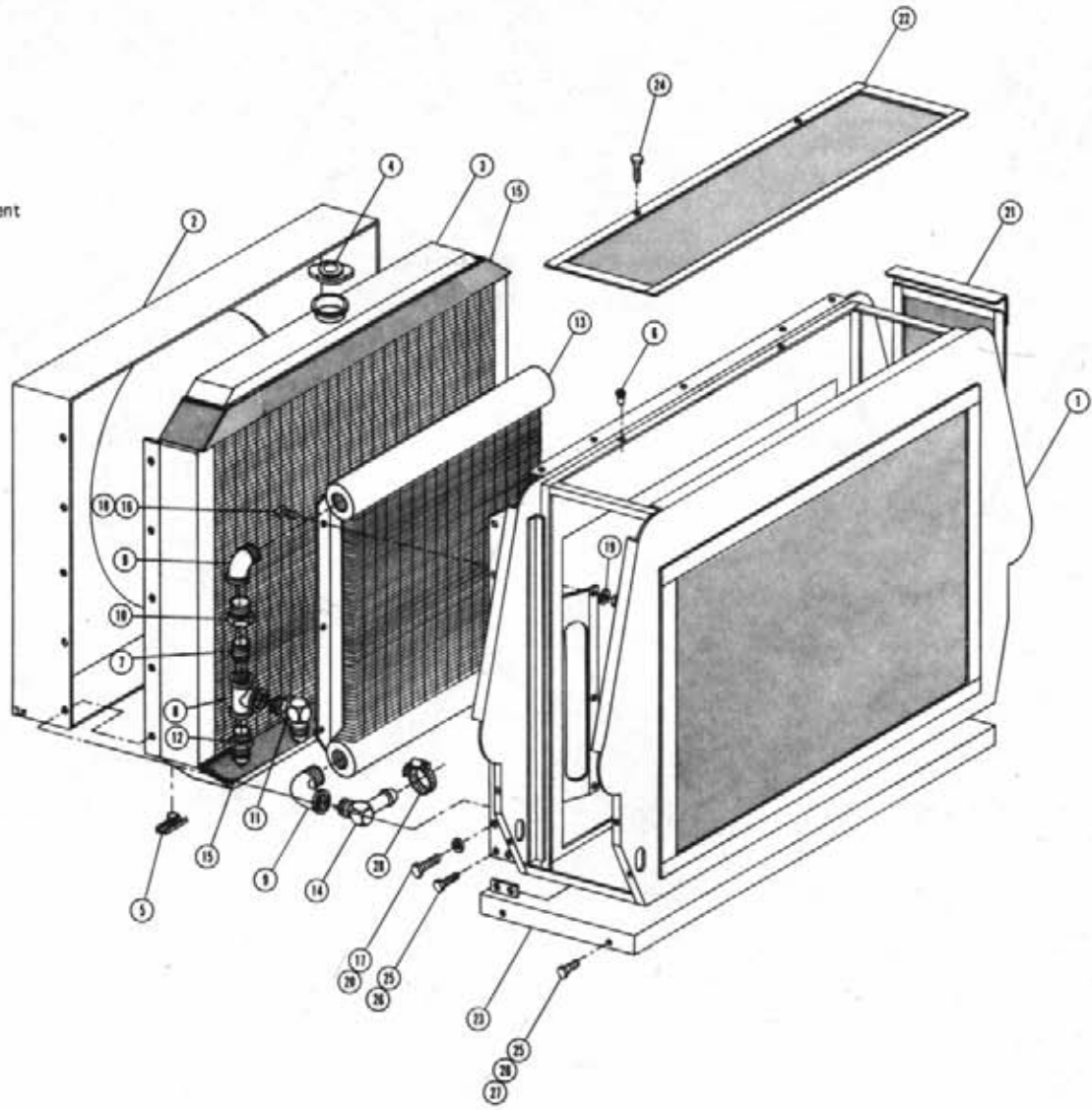


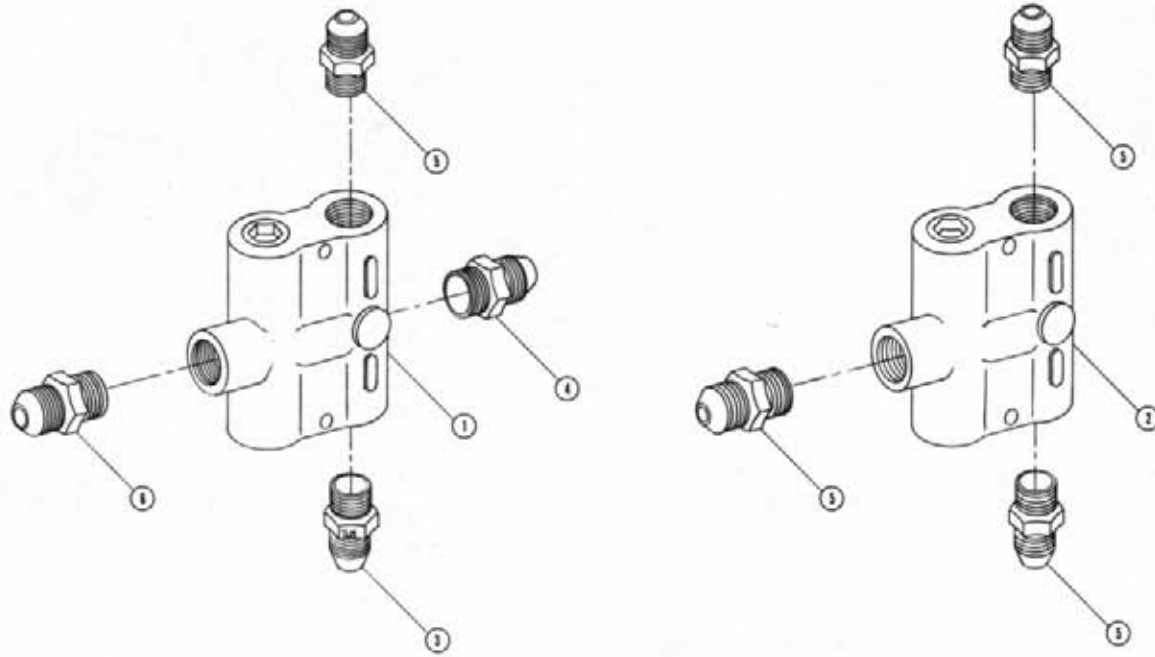
AIR CLEANER ASSEMBLY

Det.	Qty.	P/N	Description
1	1	314528	Air Cleaner
2	1	314529	Air Stock Cap
3	2	314536	Air Cleaner Band
4	1	314731	Air Cleaner Hose
5	2	520056	#56 Hose Clamp
6	1	314543	Air Cleaner Filter
7	4	470118	1/4-20 x 3/4 Flanged Hex Bolt
8	4	470121	1/4-20 Flanged Nut
9	1	314712	Air Cleaner Tube

RADIATOR AND OIL COOLER ASSEMBLY

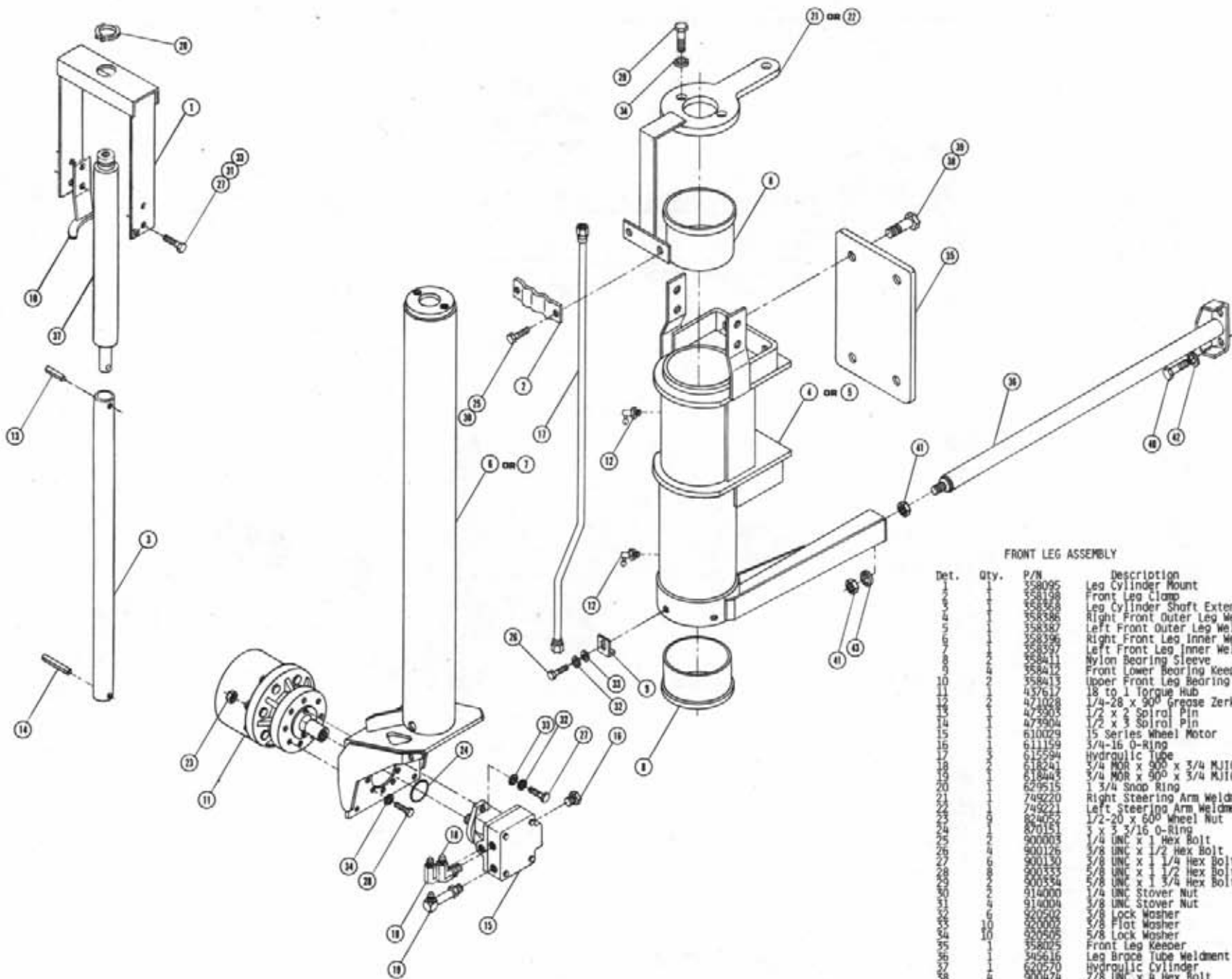
Det.	Qty.	P/N	Description
1	1	314477	Radiator And Oil Cooler Mount Weldment
2	1	314775	Radiator Shroud
3	1	314791	Radiator
4	1	319257	Radiator Cap
5	1	319559	Radiator Drain Cock
6	10	470086	1/4 UNC Nutsert
7	1	504702	3/4 NPT Close Nipple
8	1	504955	3/4 NPT Pipe Nipple
9	2	505200	1 NPT x 90° Street Elbow
10	1	505213	1 NPT To 3/4 Reducer Bushing
11	1	610305	3/4 NPT x 90° x 3/4 MJIC
12	1	618059	3/4 NPT x 7/8 MJIC
13	1	618088	Oil Cooler
14	1	618138	1 NPT x 90° x 1 Hose Barb
15	2	659579	2" Wide x 40" Long Foam
16	6	900064	5/16 UNC x 3/4 Hex Bolt
17	10	900128	3/8 UNC x 3/4 Hex Bolt
18	6	914002	5/16 UNC Stover Nut
19	12	920001	5/16 SAE Flat Washer
20	10	920002	3/8 SAE Flat Washer
21	2	314490	Side Screen Weldment
22	1	314495	Top Screen Weldment
23	1	341577	Radiator Riser Weldment
24	2	470118	1/4 UNC x 3/4 Flanged Bolt
25	8	900129	3/8 UNC x 1 Hex Bolt
26	8	914004	3/8 UNC Stover Nut
27	4	920002	3/8 SAE Flat Washer
28	1	520087	No. 20 Hose Clamp





FLOW DIVIDER ASSEMBLY

Det.	Qty.	P/N	Description
1	1	607518	BGR 56 Flow Divider
2	1	607504	B50 Flow Divider
3	1	618327	7/8 MDR x 3/4 MJIC
4	1	618011	5/8 NPT x 9/16 MJIC
5	4	618310	7/8 MDR x 9/16 MJIC
6	1	611126	7/8 MDR x 7/8 MJIC

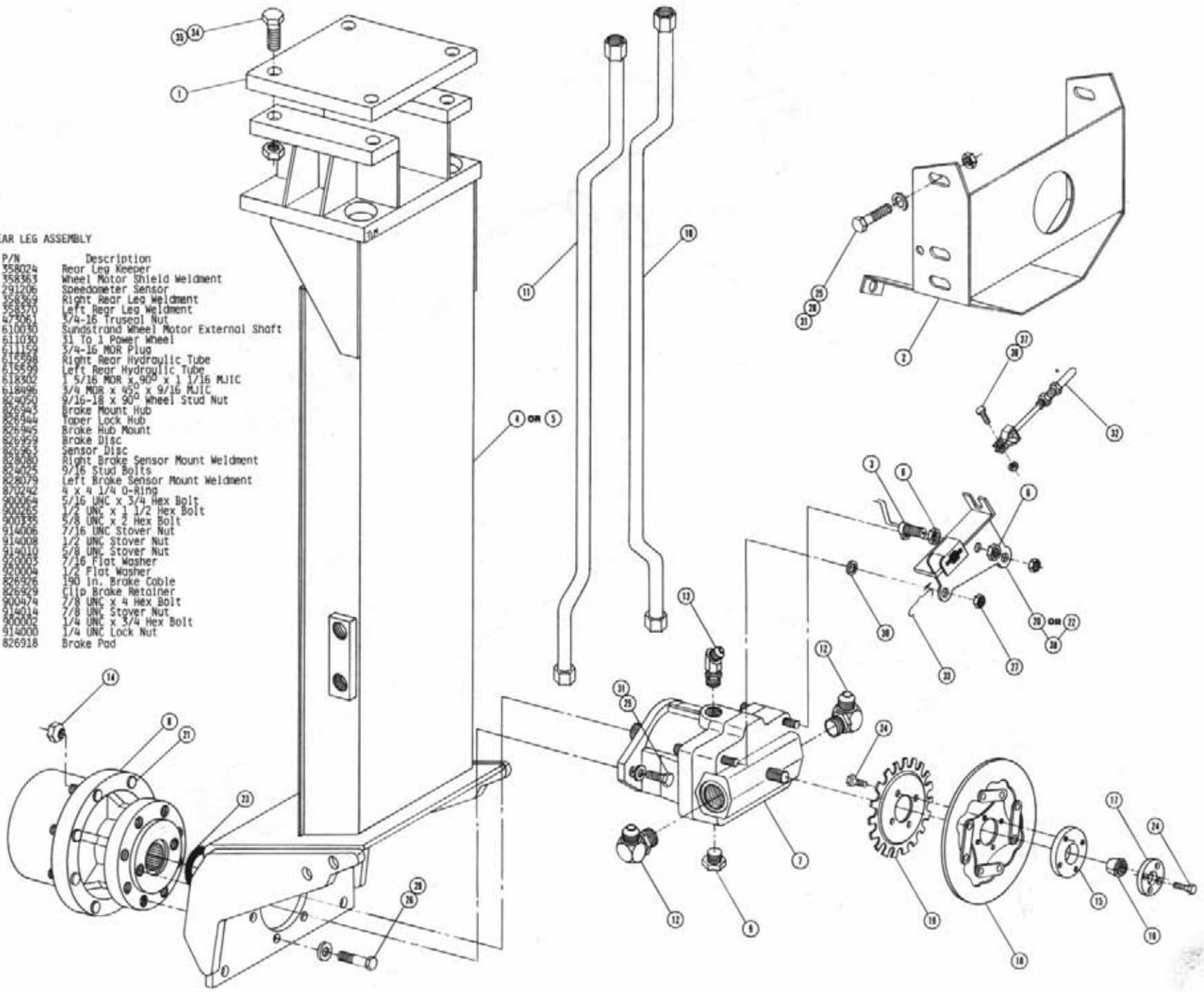


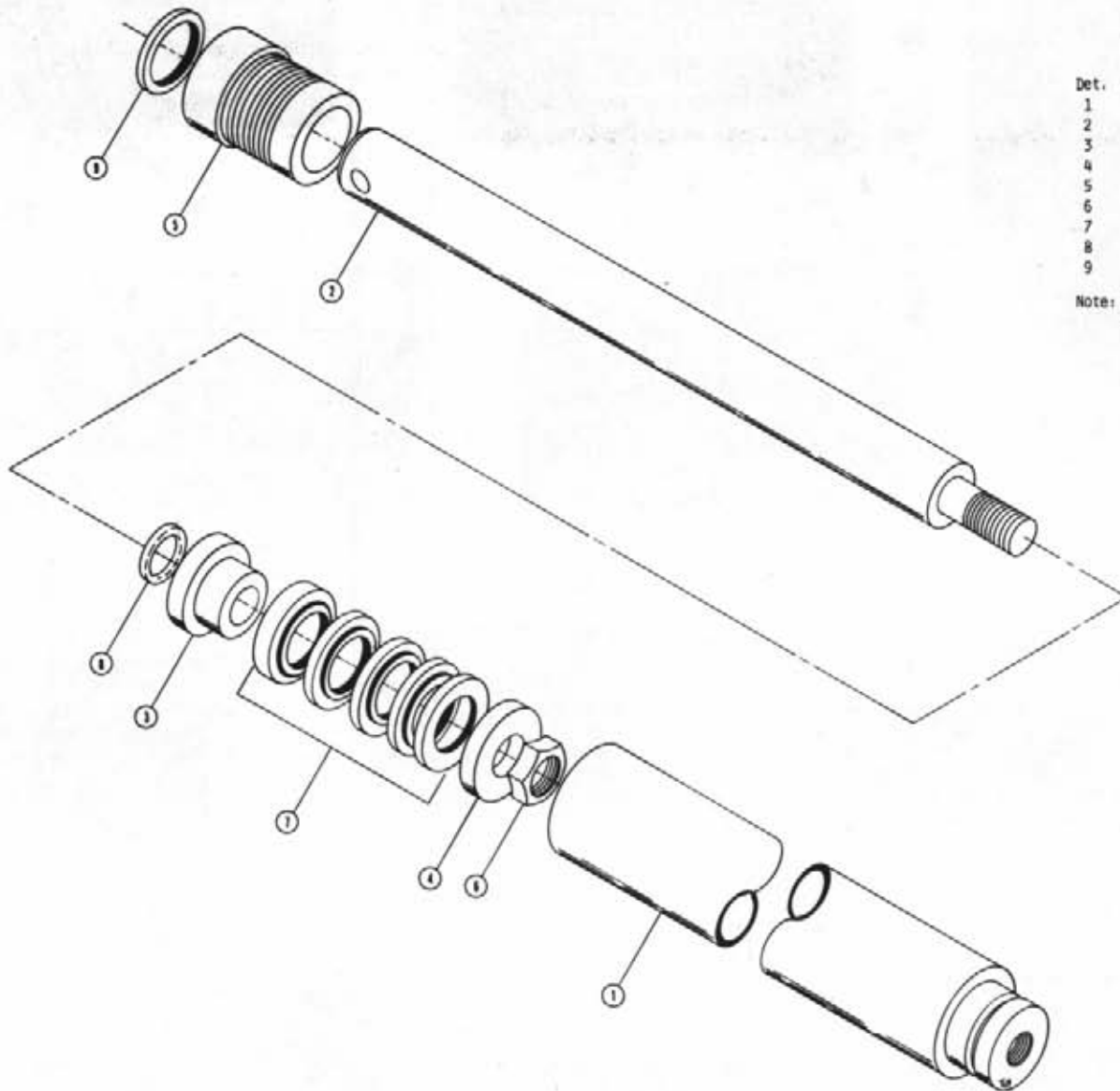
FRONT LEG ASSEMBLY

Det.	Qty.	P/N	Description
1	1	358095	Leg Cylinder Mount
2	1	358198	Front Leg Clamp
3	1	358368	Leg Cylinder Shaft Extension
4	1	358386	Right Front Outer Leg Weldment
5	1	358387	Left Front Outer Leg Weldment
6	1	358396	Right Front Leg Inner Weldment
7	1	358397	Left Front Leg Inner Weldment
8	1	358411	Nylon Bearing Sleeve
9	1	358412	Front Lower Bearing Keeper
10	1	358413	Upper Front Leg Bearing Keeper
11	1	437617	18 to 1 Torque Hub
12	2	471028	1/4-28 x 90° Grease Zerk
13	2	473903	1/2 x 2 Spiral Pin
14	2	473904	1/2 x 3 Spiral Pin
15	1	610029	15 Series Wheel Motor
16	1	611159	3/4-16 O-Ring
17	1	615594	Hydraulic Tube
18	1	618241	3/4 MOR x 900 x 3/4 M/JIC
19	1	618443	3/4 MOR x 90° x 3/4 M/JIC Long
20	1	629515	1 3/4 Snap Ring
21	1	745220	Right Steering Arm Weldment
22	1	745221	Left Steering Arm Weldment
23	1	824052	1/2-20 x 600 Wheel Nut
24	3	870151	3 x 3 3/16 O-Ring
25	2	900003	1/4 UNC x 1 Hex Bolt
26	4	900126	3/8 UNC x 1/2 Hex Bolt
27	6	900130	3/8 UNC x 1 1/4 Hex Bolt
28	6	900333	5/8 UNC x 1 1/2 Hex Bolt
29	2	900334	5/8 UNC x 1 3/4 Hex Bolt
30	2	914000	1/4 UNC Stover Nut
31	4	914004	3/8 UNC Stover Nut
32	6	920502	3/8 Lock Washer
33	10	920003	3/8 Flat Washer
34	10	920505	5/8 Lock Washer
35	1	958025	Front Leg Keeper
36	1	945616	Leg Brace Tube Weldment
37	1	620570	Hydraulic Cylinder
38	4	900474	7/8 UNC x 4 Hex Bolt
39	4	914014	7/8 UNC Stover Nut
40	2	900332	5/8 UNC x 1 1/4 Hex Bolt
41	2	910014	7/8 UNC Hex Nut
42	2	920505	5/8 Lock Washer
43	1	920507	7/8 Lock Washer

Det.	Qty.	P/N	Description
		358024	Rear Leg Keeper
		358363	Wheel Motor Shield Weldment
		291206	Speedometer Sensor
		358369	Right Rear Leg Weldment
		358370	Left Rear Leg Weldment
		473061	3/4-16 Truseal Nut
		610030	Sundstrand Wheel Motor External Shaft
		611030	31 To 1 Power Wheel
		611129	3/4-16 MDR Plug
		615558	Right Rear Hydraulic Tube
		615559	Left Rear Hydraulic Tube
		618302	1 5/16 MDR x 90° x 1 1/16 MJIC
		618496	3/4 MDR x 90° x 9/16 MJIC
		824050	9/16-18 x 90° Wheel Stud Nut
		826945	Brake Mount Hub
		826944	Taper Lock Hub
		826945	Brake Hub Mount
		826959	Brake Disc
		826963	Sensor Disc
		828080	Right Brake Sensor Mount Weldment
		824025	9/16 Stud Bolts
		828079	Left Brake Sensor Mount Weldment
		810242	4 x 4 1/4 O-Ring
		900064	5/16 UNC x 3/4 Hex Bolt
		900065	1/2 UNC x 1 1/2 Hex Bolt
		900035	5/8 UNC x 2 Hex Bolt
		914006	7/16 UNC Stover Nut
		914008	1/2 UNC Stover Nut
		914010	5/8 UNC Stover Nut
		920003	7/16 Flat Washer
		920004	1/2 Flat Washer
		826926	190 In. Brake Cable
		826928	Clip Brake Retainer
		900474	7/8 UNC x 4 Hex Bolt
		914014	7/8 UNC Stover Nut
		900002	1/4 UNC x 3/4 Hex Bolt
		914000	1/4 UNC Lock Nut
		826918	Brake Pad

REAR LEG ASSEMBLY

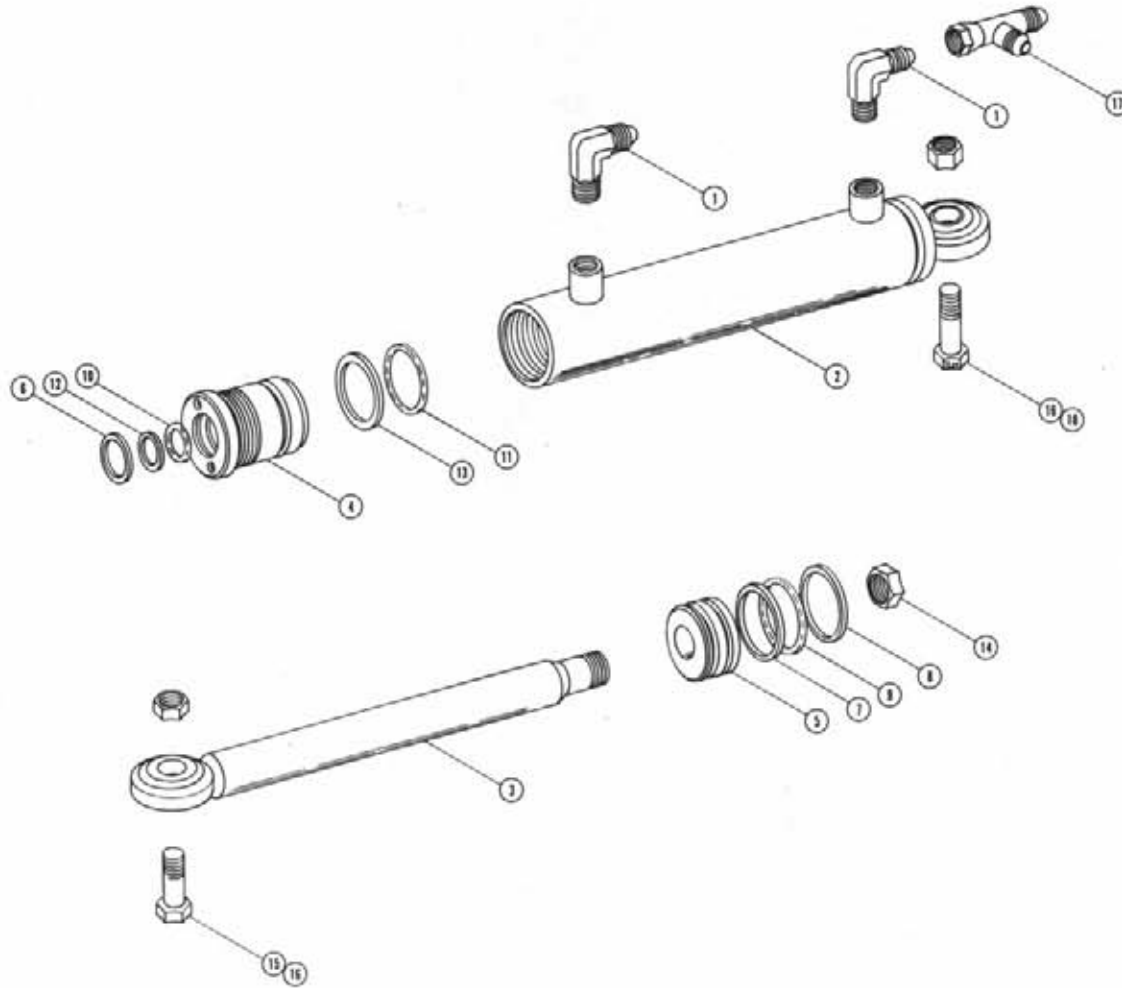




FRONT LEG CYLINDER ASSEMBLY

Det.	Qty.	P/N	Description
1	1	620571	Tube Weldment
2	1	620573	Shaft
3	1	620578	Piston
4	1	620579	Retainer Ring
5	1	620574	Bearing Head
6	1	472297	Lock Nut
7	1	620321	Vee Pack
8	1	870018	O-Ring
9	1	629002	Rod Wiper

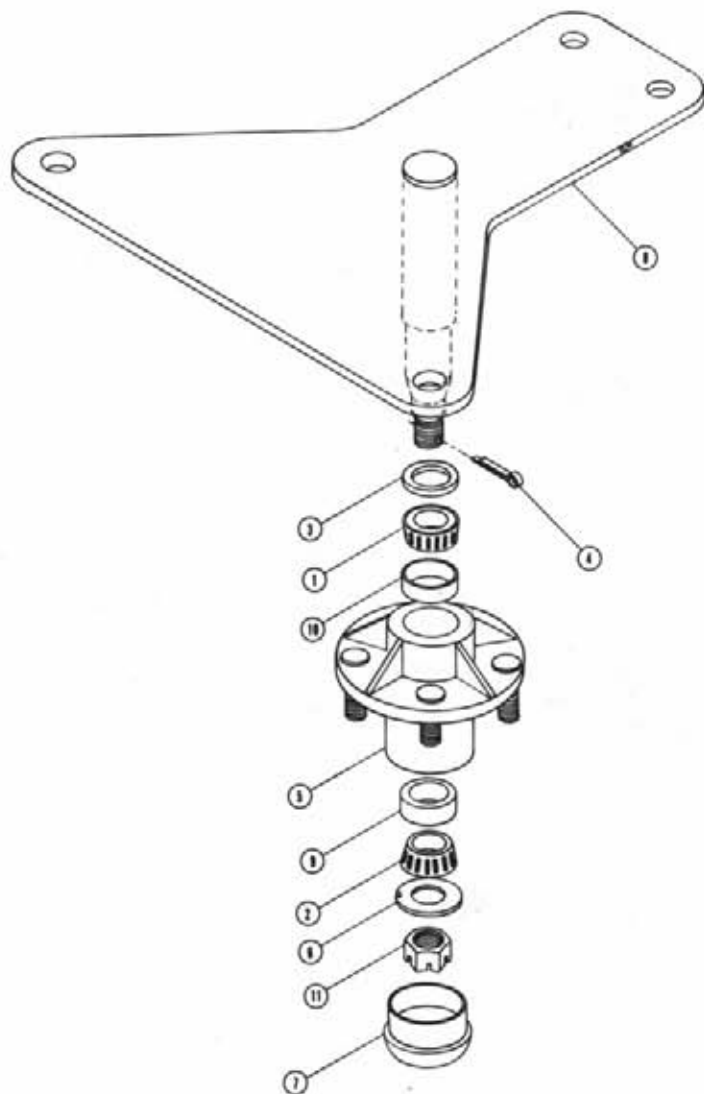
Note: Cylinder Assembly - 620570
Seal Kit - 620575



STEERING CYLINDER ASSEMBLY

Det.	Qty.	P/N	Description
1.	2	611122	1/4 NPT x 90° x 9/16 MJIC
2.	1	620089	Steering Cylinder Tube Weldment
3.	1	620148	Steering Cylinder Shaft Weldment
4.	1	620109	Gland
5.	1	620129	Piston
6.	1	629028	Wiper
7.	1	629618	Wear Ring
8.	1	629616	Piston Seal
9.	1	870025	1 3/16 x 1 5/16 O-Ring
10.	1	870210	3/4 x 1 Neoprene O-Ring
11.	1	870218	1 1/4 x 1 1/2 Neoprene O-Ring
12.	1	890210	3/4 x 1 Back-Up Washer
13.	1	890218	1 1/4 x 1 1/2 Back-Up Washer
14.	1	914009	1/2 UNF Lock Nut
15.	1	900336	5/8 UNC x 2 1/2 Hex Bolt
16.	2	914010	5/8 UNC Lock Nut
17.	1	618486	9/16 FJIC Swivel Run Tee
18.	1	900338	5/8 UNC x 3 Hex Bolt

Note: Cylinder Assembly With Fittings-620080
Seal Kit-620998



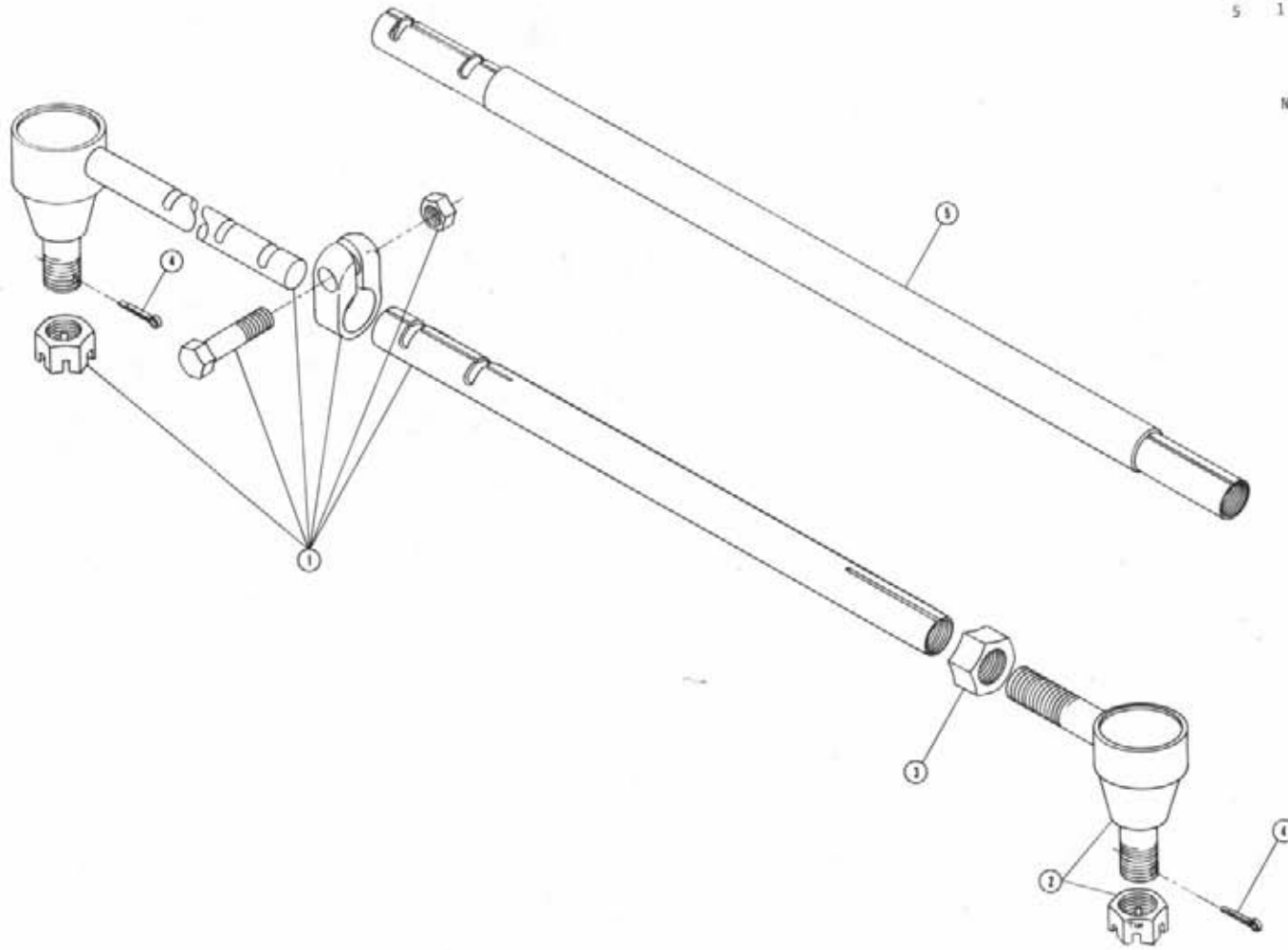
STEERING HUB ASSEMBLY

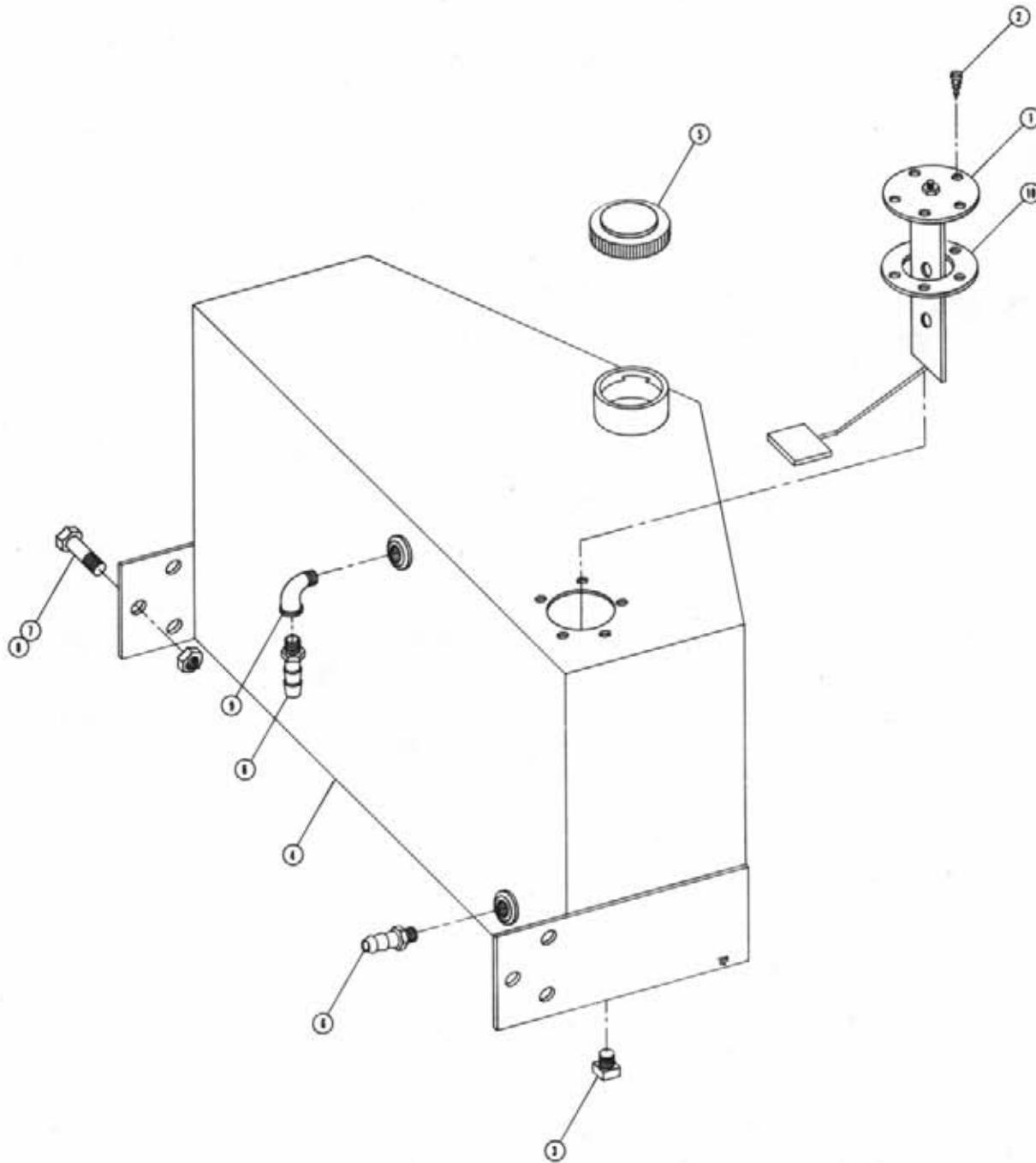
Det.	Qty.	P/N	Description
1	1	125010	Inner Bearing Cone
2	1	125015	Outer Bearing Cone
3	1	129010	Grease Seal
4	1	472008	5/32 x 1 Cotter Pin
5	1	822010	Hub
6	1	822031	Spindle Washer
7	1	822060	Hub Cap
8	1	749225	Pivot Weldment
9	1	125016	Outer Bearing Cup
10	1	125028	Inner Bearing Cup
11	1	822040	Spindle Nut

TIE ROD ASSEMBLY

Det.	Qty.	P/N	Description
1	1	749164	Tie Rod Assembly
2	1	740413	Socket Assembly
3	1	740426	Tie Rod Lock Nut
4	2	470038	1/8 x 1 3/4 Cotter Pin
5	1	749209	Tie Rod Weldment

Note: Item 5 is used only on
8380 machines





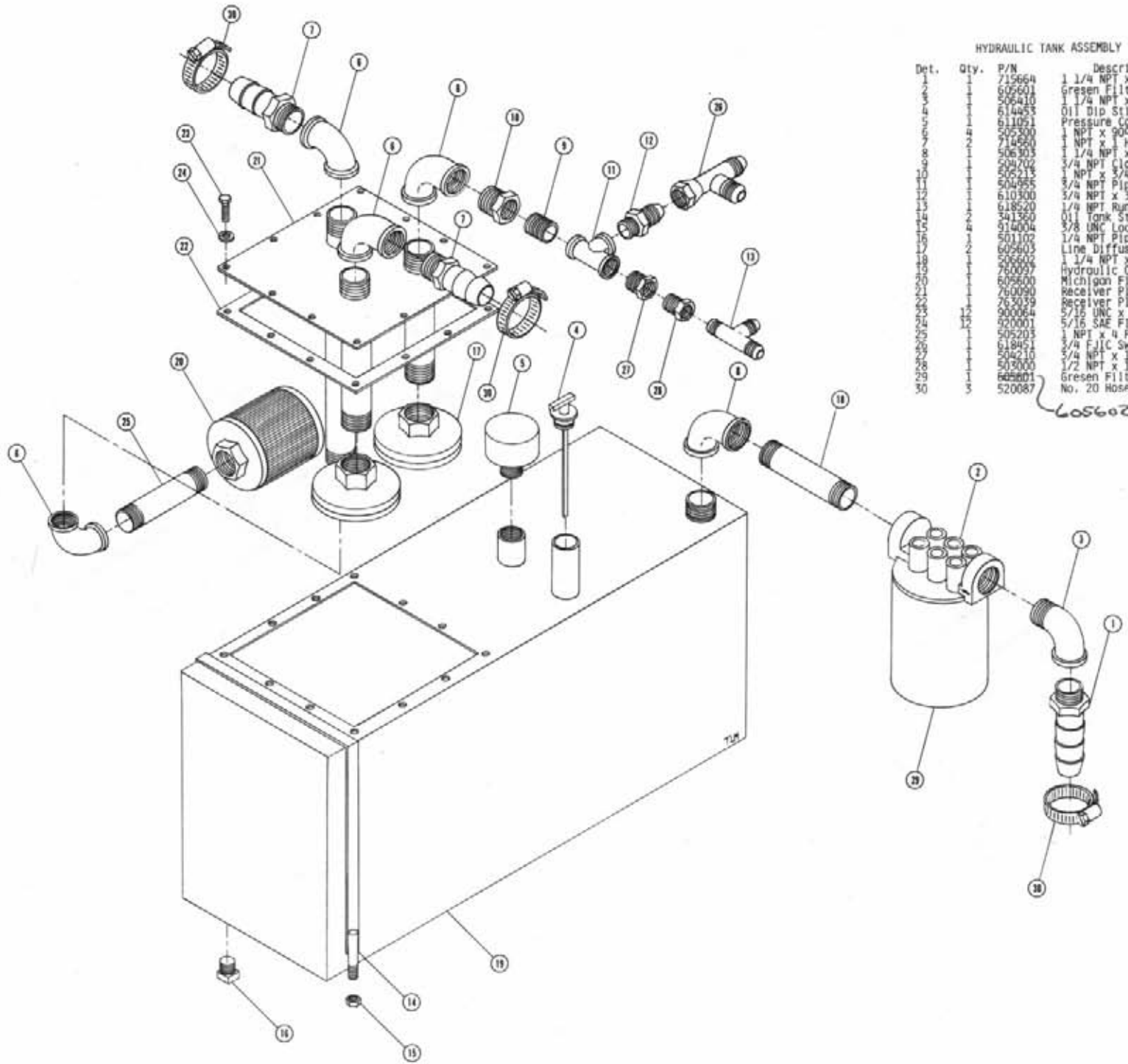
FUEL TANK ASSEMBLY

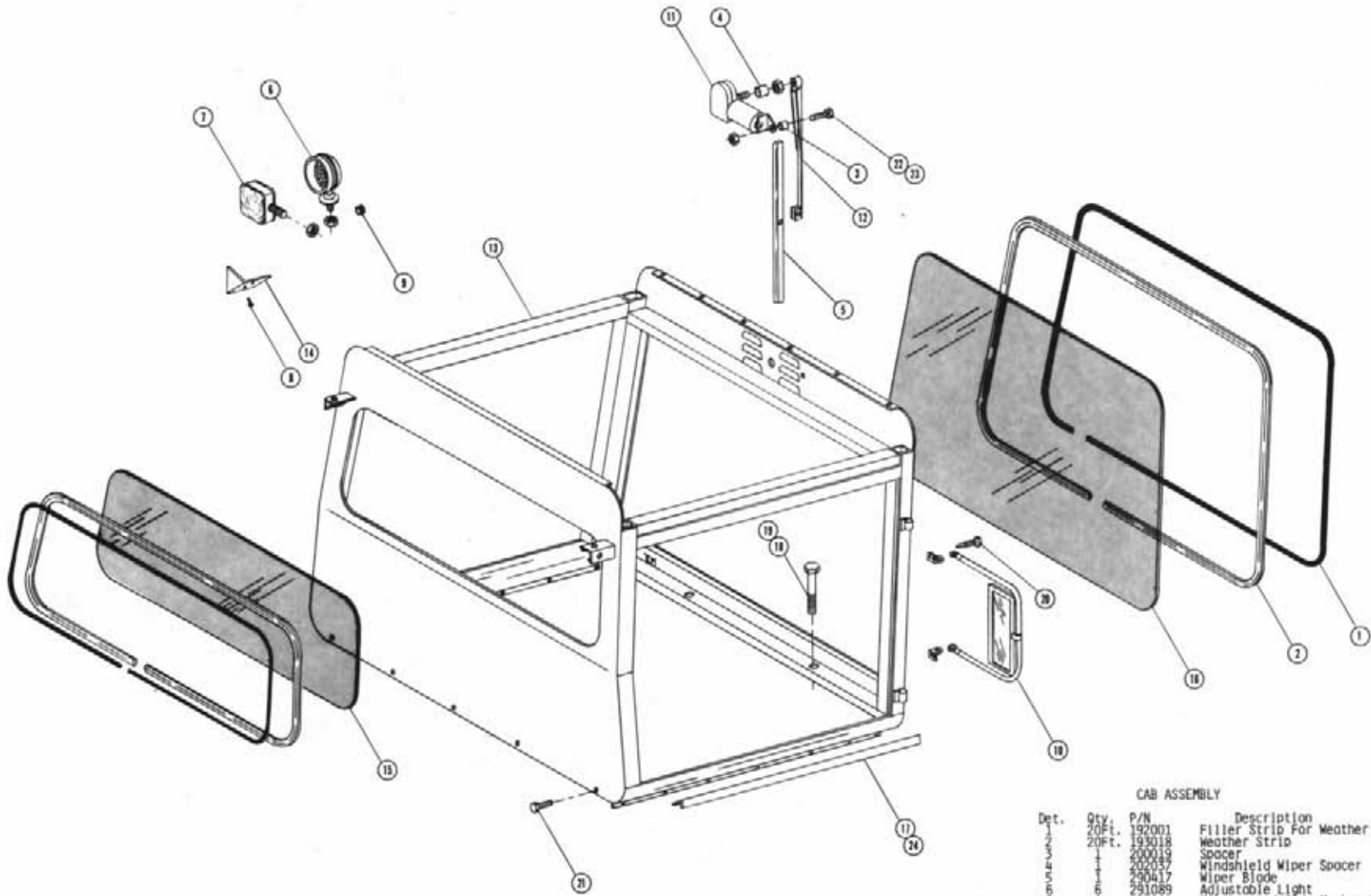
Det.	Qty.	P/N	Description
1	1	291428	Fuel Sender
2	5	473902	No. 8 x 1/2 Pan Head Screw
3	1	501102	1/4 Pipe Nipple
4	1	750091	Fuel Tank Weldment
5	1	761200	Gas Cap
6	2	783303	1/4 NPT x 5/16 Hose Barb
7	6	900264	1/2 UNC x 1 1/4 Hex Bolt
8	6	914008	1/2 UNC Lock Nut
9	1	501450	1/4 UNC x 90° Street Elbow
10	1	291464	Fuel Sender Gasket

HYDRAULIC TANK ASSEMBLY

Det.	Qty.	P/N	Description
1	1	715664	1 1/4 NPT x 1 Hose Barb
2	1	605601	Gresen Filter
3	1	506410	1 1/4 NPT x 90° Street Elbow
4	1	614453	Oil Dip Stick
5	1	611051	Pressure Cap
6	1	505300	1 NPT x 90° Elbow
7	2	714560	1 NPT x 1 Hose Barb
8	1	506303	1 1/4 NPT x 90° Elbow
9	1	504702	3/4 NPT Close Nipple
10	1	505213	1 NPT x 3/4 NPT Reducer Bushing
11	1	504955	3/4 NPT Pipe Tee
12	1	610300	3/4 NPT x 3/4 MJIC
13	1	618520	1/4 NPT Run Tee x 9/16 MJIC
14	2	341560	Oil Tank Strap Weldment
15	4	914004	3/8 UNC Lock Nut
16	1	501102	1/4 NPT Pipe Plug
17	2	602603	Line Diffuser
18	1	506602	1 1/4 NPT x 2 1/2 Pipe Nipple
19	1	760097	Hydraulic Oil Tank Weldment
20	1	605600	Michigan Filter
21	1	760090	Receiver Plate Weldment
22	1	763039	Receiver Plate Gasket
23	1	900064	5/16 UNC x 3/4 Hex Bolt
24	15	920001	5/16 SAE Flat Washer
25	1	505203	1 NPT x 1/2 Pipe Nipple
26	1	618451	3/4 FJIC Swivel Run Tee
27	1	504210	3/4 NPT x 1/2 NPT Reducer Bushing
28	1	503000	1/2 NPT x 1/4 NPT Reducer Bushing
29	1	605801	Gresen Filter Element
30	3	520087	No. 20 Hose Clamp

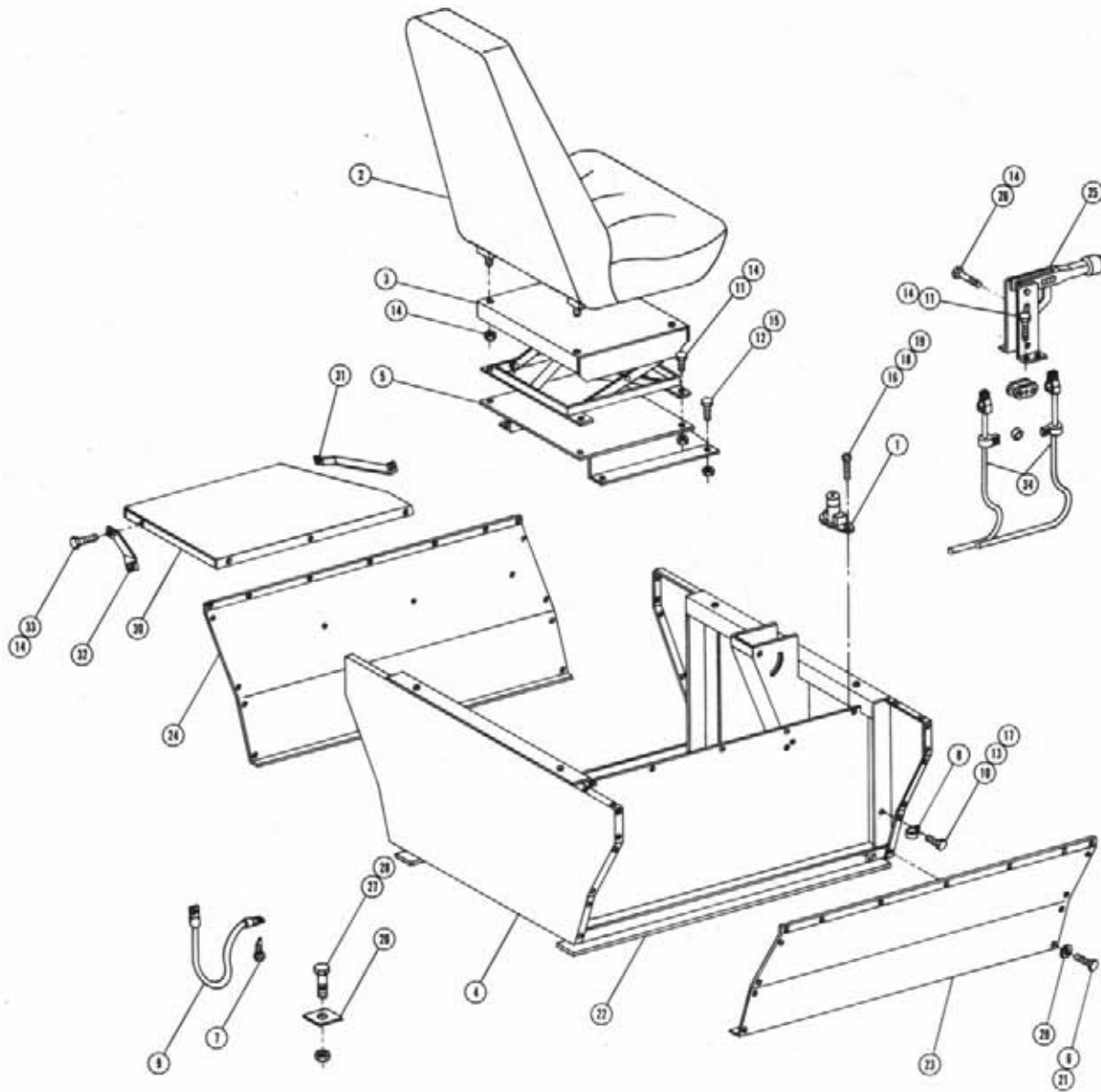
Lo5602





CAB ASSEMBLY

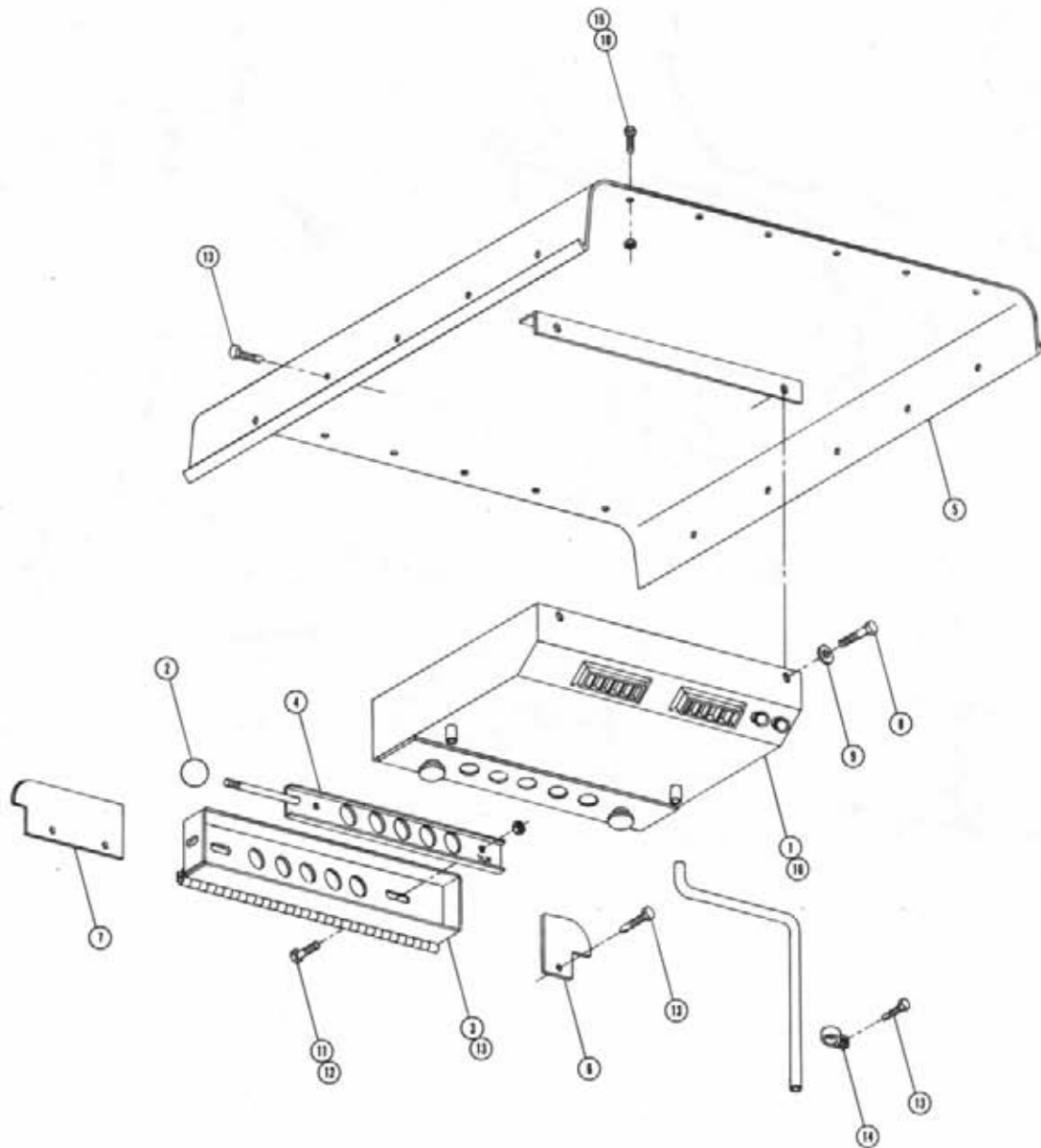
Det.	Qty.	P/N	Description
1	1	192001	Filler Strip For Weather Strip
2	20Ft.	193018	Weather Strip
3	20Ft.	200019	Spacer
4	1	202037	Windshield Wiper Spacer
5	1	290417	Wiper Blade
6	2	291089	Adjustable Light
7	2	291114	Flasher and Side Marker Light
8	2	473994	5/32 x 3/8 Hex Head Metal Screw
9	4	470070	3/8 I.D. Rubber Grammet
10	2	650524	Rear View Mirror
11	1	658008	Windshield Wiper Motor
12	1	658013	Wiper Arm
13	1	659402	Cab Weldment
14	4	659421	Worklight Bracket Cover
15	1	659424	Rear Cab Glass
16	1	659425	Front Cab Glass
17	2	659467	Cab Foam Keeper Angle
18	4	900270	1/2 UNC x 3 Hex Bolt
19	4	914008	1/2 UNC Lock Nut
20	8	472449	1/4 x 3/4 Self-Tapping Screw
21	10	470118	1/4 UNC x 3/4 Flanged Bolt
22	1	919000	1/4 UNC Lock Nut
23	1	900005	1/4 UNC x 1-1/2 Hex Bolt
24	10	485052	1/8 x 3/8 Pop Rivet



OPERATOR STATION ASSEMBLY

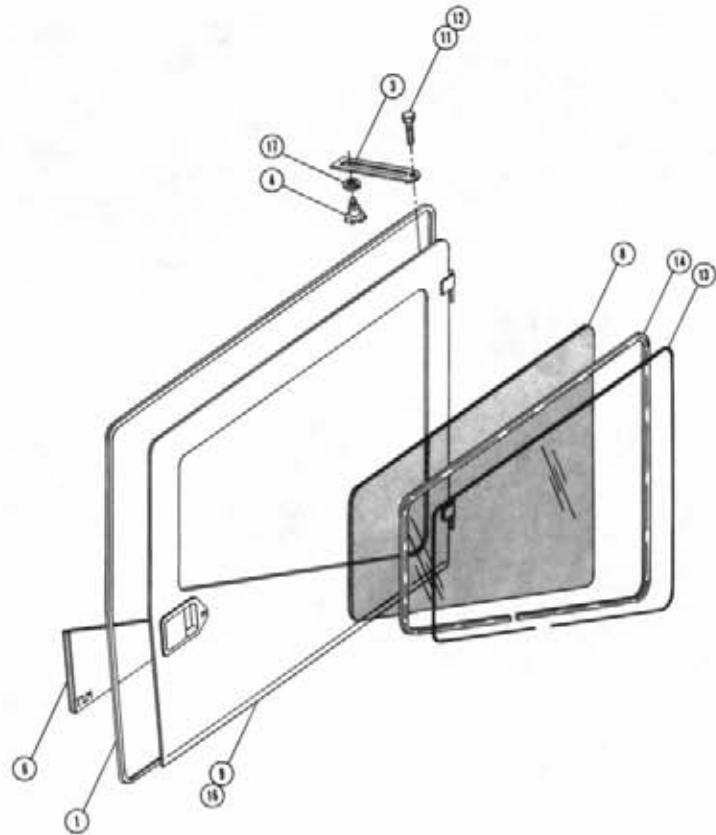
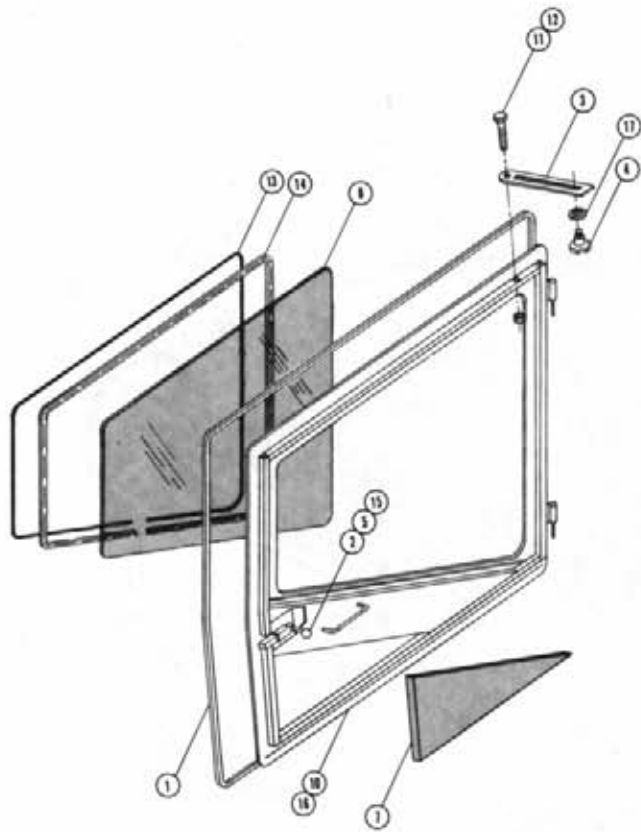
Det.	Qty.	P/N	Description
1	1	290412	Dimmer Switch
2	1	330014	Trimline Seat
3	1	330015	Suspension Assembly
4	1	341368	Operator Station Weldment
5	1	341554	Seat Mount Weldment
6	39	470086	1/4 UNC Nutsert
7	2	472349	1/4 UNC x 3/4 Self-Tapping Screw
8	1	520121	1 Dia. Cushion Clamp
9	1	290107	Ground Strap
10	1	900002	1/4 x 3/4 Hex Bolt
11	8	900064	5/16 UNC x 3/4 Hex Bolt
12	4	900129	3/8 UNC x 1 Hex Bolt
13	1	914000	1/4 UNC Stover Nut
14	17	914002	5/16 UNC Stover Nut
15	4	914004	3/8 UNC Stover Nut
16	2	914027	No. 10-32 Stover Nut
17	1	920000	1/4 SAE Flat Washer
18	2	920510	No. 10 Lock Washer
19	2	903893	No. 10-32 x 1 Round Head Machine Screw
20	4	310841	Engine Pad
21	30	470118	1/4 UNC x 3/4 Flanged Bolt
22	2	659579	2" Wide x 40" Long Foam
23	1	659628	Right Operator Station Panel
24	1	659629	Left Operator Station Panel
25	1	826108	Brake Lever Assembly
26	1	900067	5/16 UNC x 1 1/2 Hex Bolt
27	4	900266	1/2 UNC x 1 3/4 Hex Bolt
28	4	914008	1/2 UNC Stover Nut
29	30	920000	1/4 SAE Flat Washer
30	1	341404	Operator Station Step
31	1	341414	Front Brace Operator Station Step
32	1	341415	Rear Brace Operator Station Step
33	4	900065	5/16 UNC x 1 Hex Bolt
34	2	826926	190" Brake Cable

Note: Items 30, 31, And 32 Are Used Only On The 8370 Machines.



AIR CONDITIONER ASSEMBLY AND ROOF

Det.	Qty.	P/N	Description
1	1	657303	A/C Evaporator Installation Kit
2	1	659291	3/8 x 1 Ball Knob
3	1	659439	Air Conditioner Housing Mount Weldment
4	1	659442	Outside Air Slide Weldment
5	1	659445	Cab Roof Weldment
6	1	659448	Right Cab Roof Gusset
7	1	659449	Left Cab Roof Gusset
8	2	900130	3/8 UNC x 1 1/4 Hex Bolt
9	2	920002	3/8 SAE Flat Washer
10	12	470118	1/4 UNC x 3/4 Flanged Hex Bolt
11	2	914000	1/4 UNC Lock Nut
12	2	900000	1/4 UNC x 1/2 Hex Bolt
13	19	472349	1/4 x 3/4 Self-Tapping Screw
14	4	520117	5/8 Cushion Hose Clamp
15	12	470121	1/4-20 Flanged Lock Nut
16	1	657333	A/C Blower And Evaporator Kit

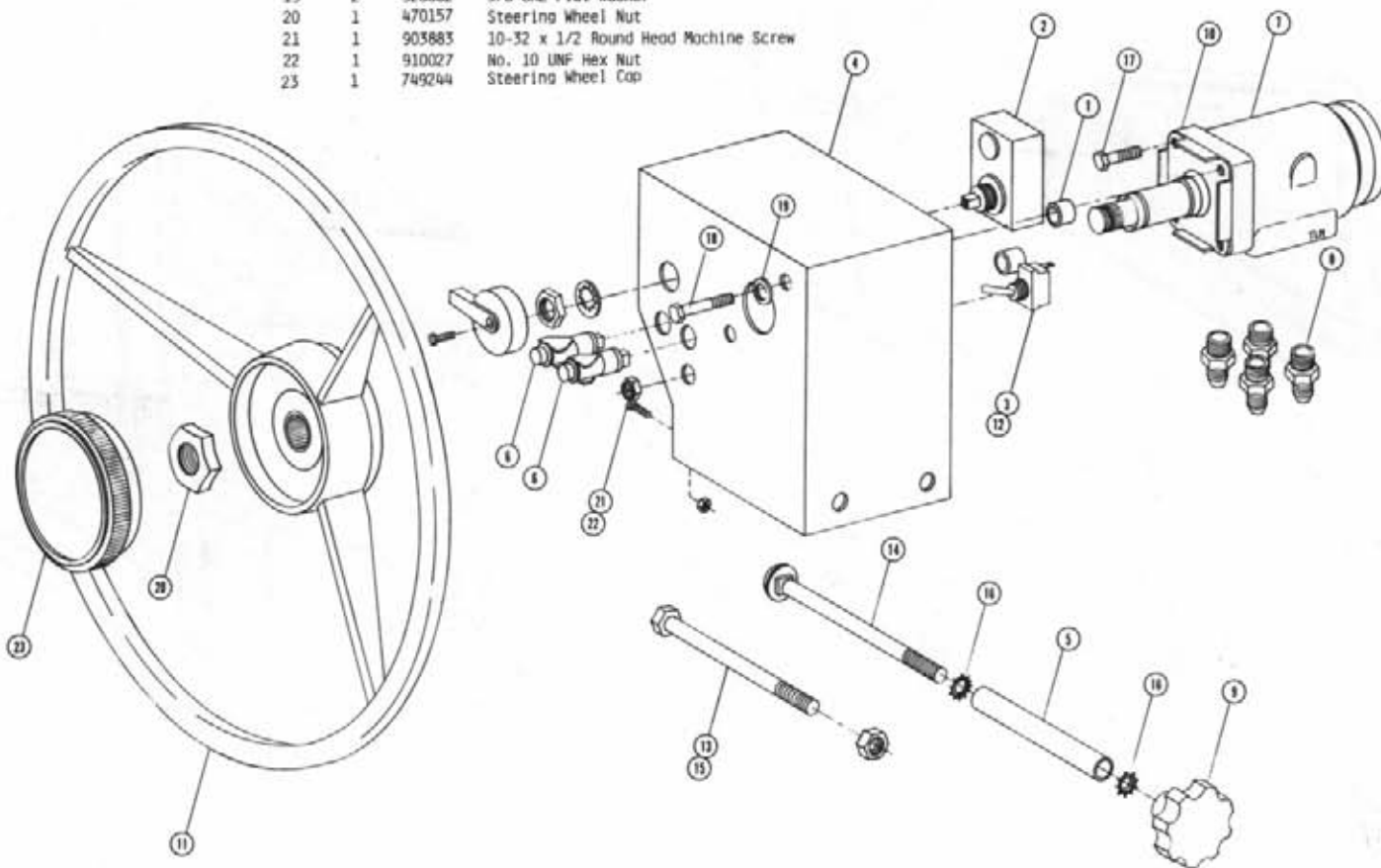


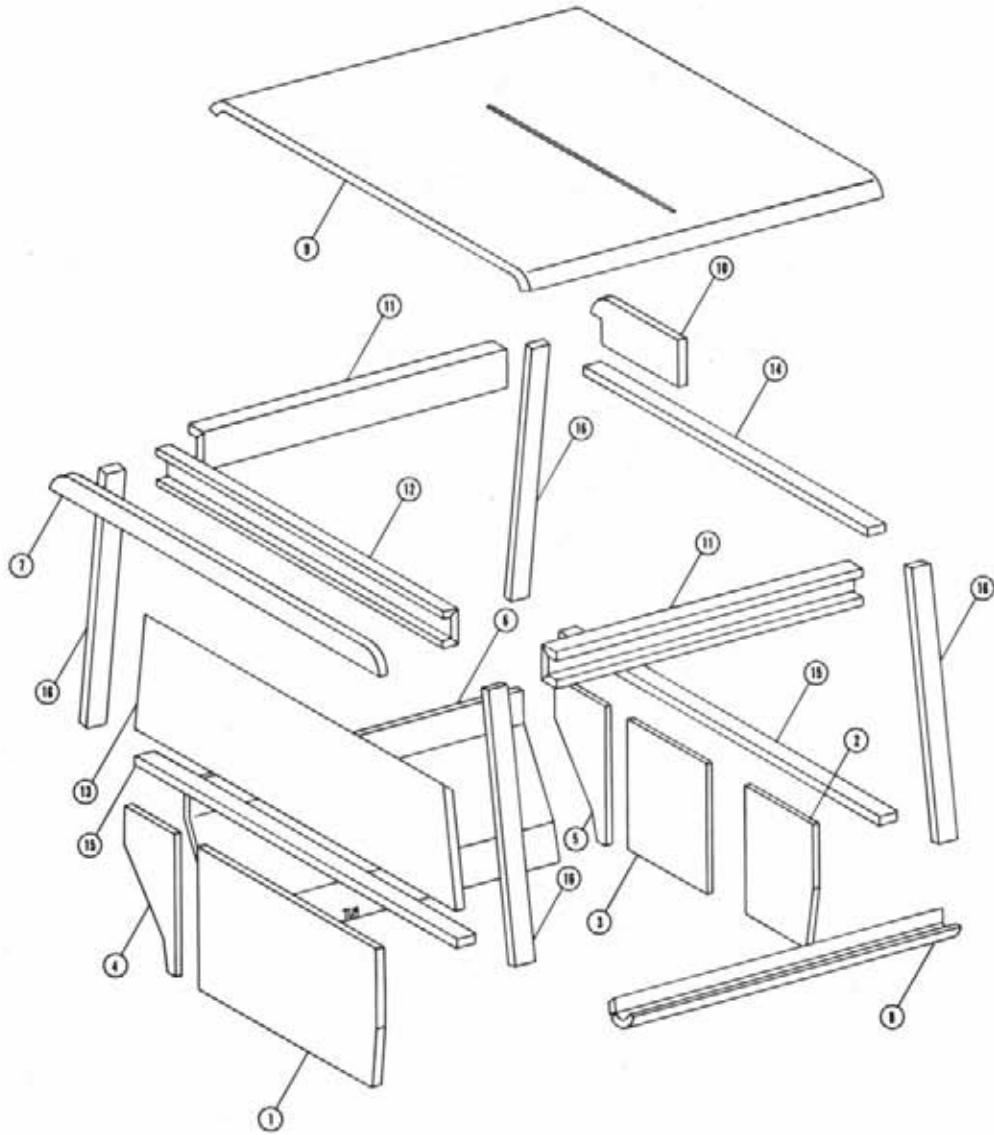
DOOR ASSEMBLY

Det.	Qty.	P/N	Description
1	24Ft.	193028	Snap-On Seal
2	2	470077	3/8 UNC x 1 3/4 Stud
3	2	659159	Door Catch Slide
4	2	470024	3/8 UNC Plastic Knob
5	2	659292	1 7/8 Ball Knob
6	1	659384	Foam, Right Door Panel
7	1	659386	Foam, Left Door Panel
8	2	659426	Cab Door Glass
9	1	659427	Right Cab Door Weldment
10	1	659436	Left Cab Door Weldment
11	2	900004	1/4 UNC x 1 1/4 Hex Bolt
12	2	914000	1/4 UNC Lock Nut
13	18Ft.	192001	Filler Strip
14	18Ft.	193018	Self Seal Weather Strip
15	2	910004	3/8 UNC Hex Nut
16	4	485052	1/8 x 3/8 Pop Rivet
17	2	920002	3/8 Flat Washer

STEERING WHEEL ASSEMBLY

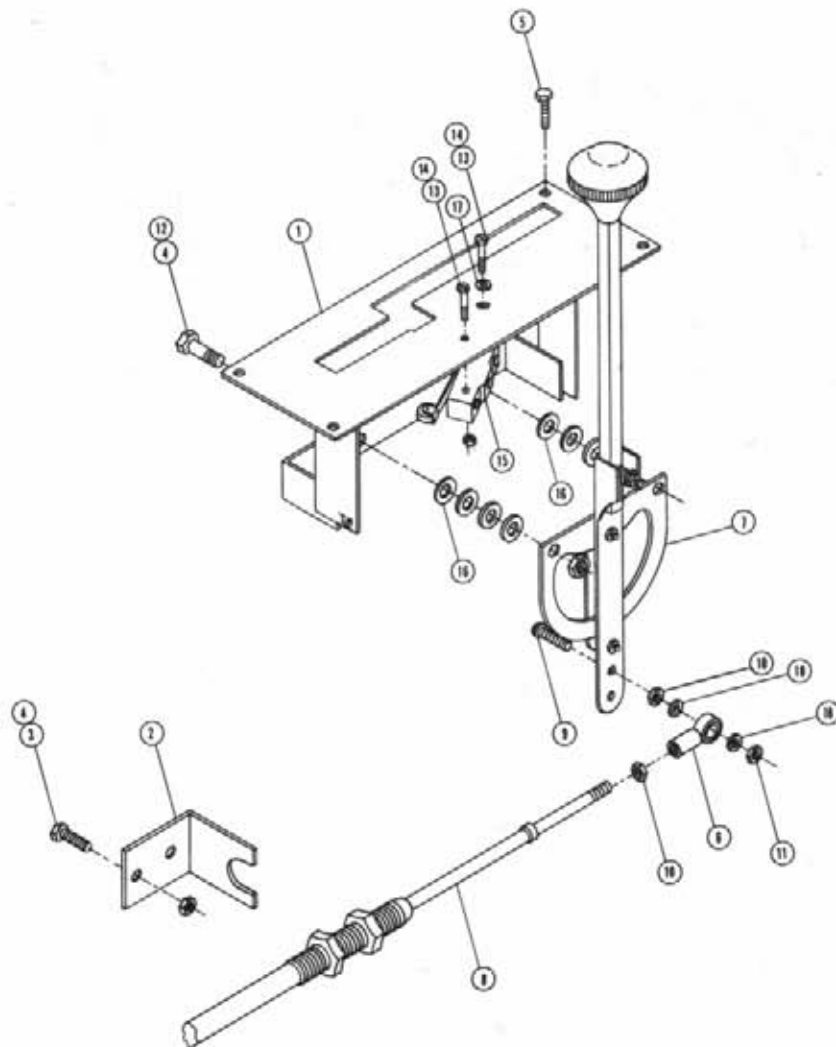
Det.	Qty.	P/W	Description
1	2	200964	Spacer
2	1	291088	Flasher/Turn Signal Switch
3	1	298012	Toggle Switch
4	1	341180	Steering Column Cover Weldment
5	1	001266	Spacer Tube
6	2	390318	Indicator Light
7	1	749150	Steering Motor
8	4	618109	3/4 MGR x 9/16 PLIC
9	1	742502	Steering Adjustment Knob
10	1	749178	Steering Column
11	1	749245	Steering Wheel
12	1	470001	Rubber Boot
13	1	900277	1/2 Unc x 5 1/2 Hex Bolt
14	1	901276	1/2 UNC x 5 Carriage Bolt
15	1	914008	1/2 UNC Lock Nut
16	2	470123	Star Washer
17	2	900128	3/8 UNC x 3/4 Hex Bolt
18	2	900130	3/8 UNC x 1 1/4 Hex Bolt
19	2	920002	3/8 SAE Flat Washer
20	1	470157	Steering Wheel Nut
21	1	903883	10-32 x 1/2 Round Head Machine Screw
22	1	910027	No. 10 UNF Hex Nut
23	1	749244	Steering Wheel Cap





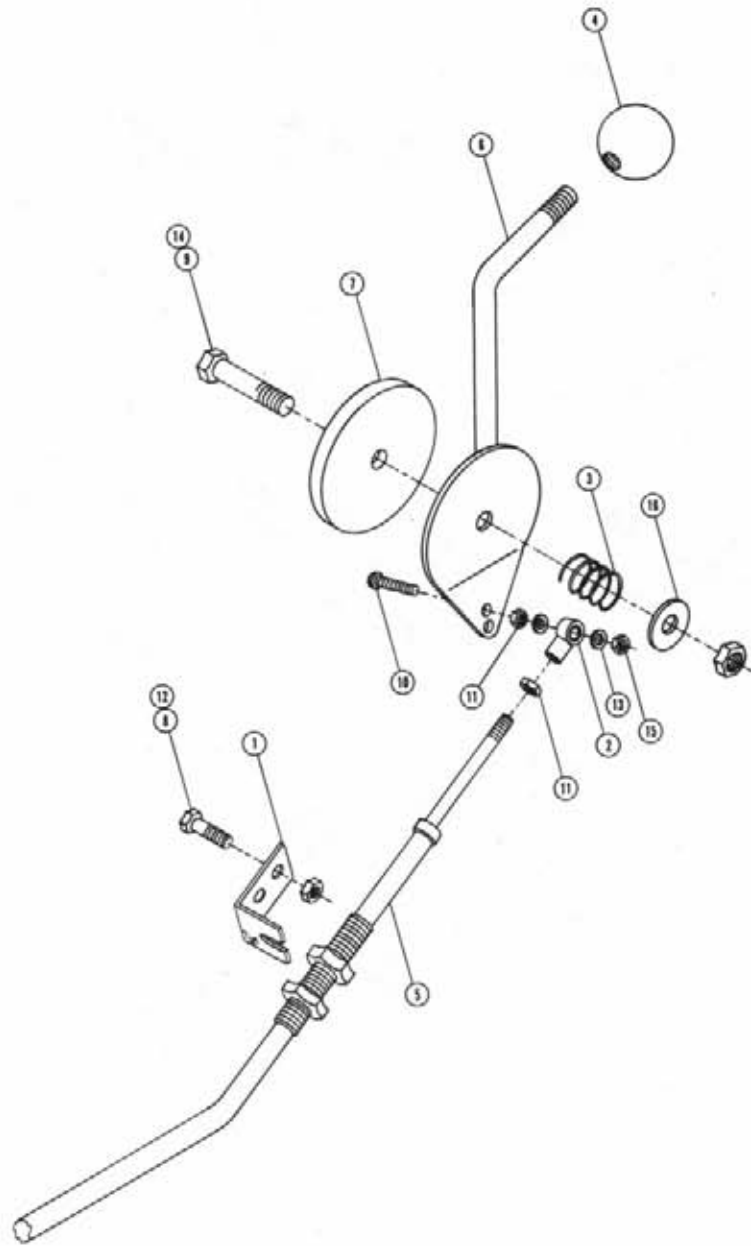
CAB FOAM

Det.	Qty.	P/N	Description
1	1	659597	Foam, Center Rear Operator Station
2	1	659594	Foam, Right Front Operator Station
3	1	659593	Foam, Center Front Operator Station
4	1	659596	Foam, Left Rear Operator Station
5	1	659595	Foam, Left Front Operator Station
6	1	659598	Foam, Left Side Panel
7	1	659381	Foam, Rear Top Crossmember
8	1	659599	Foam, Console Side
9	1	659383	Foam, Cab Roof
10	1	659385	Foam, Left Top Cab Corner
11	2	659392	Foam, Upper Side Frame
12	1	659393	Foam, Upper Rear Frame
13	1	659394	Foam, Lower Rear Window Panel
14	1	659396	Foam, Cab Tube 37.25 Long
15	2	659397	Foam, Cab Tube 42.75 Long
16	4	659398	Foam, Cab Tube 32.25 Long



HYDROSTATIC LEVER ASSEMBLY

Det.	Qty.	P/N	Description
1	1	341501	Hydrostatic Control Lever Mount
2	1	341188	Console Throttle Cable Bracket
3	2	900000	1/4 UNC x 1/2 Hex Bolt
4	4	914000	1/4 UNC Stover Nut
5	4	470122	1/4-20 x 1/2 Flanged Hex Bolt
6	1	473921	No. 10-32 Ball Joint
7	1	606864	Control Lever
8	1	785053	Hydrostatic Cable 95"
9	1	903893	No. 10-32 x 1 Round Head Screw
10	2	910027	No. 10 UNF Hex Nut
11	1	914027	No. 10-32 Stover Nut
12	2	900003	1/4 UNC x 1 Hex Bolt
13	2	910022	No. 6-32 Hex Bolt
14	2	473993	No. 6-32 x 1 1/8 Hex Head Machine Screw
15	1	293006	Micro Switch
16	8	920000	1/4 Flat Washer
17	1	920011	No. 6 SAE Flat Washer
18	2	920510	No. 10 Lock Washer

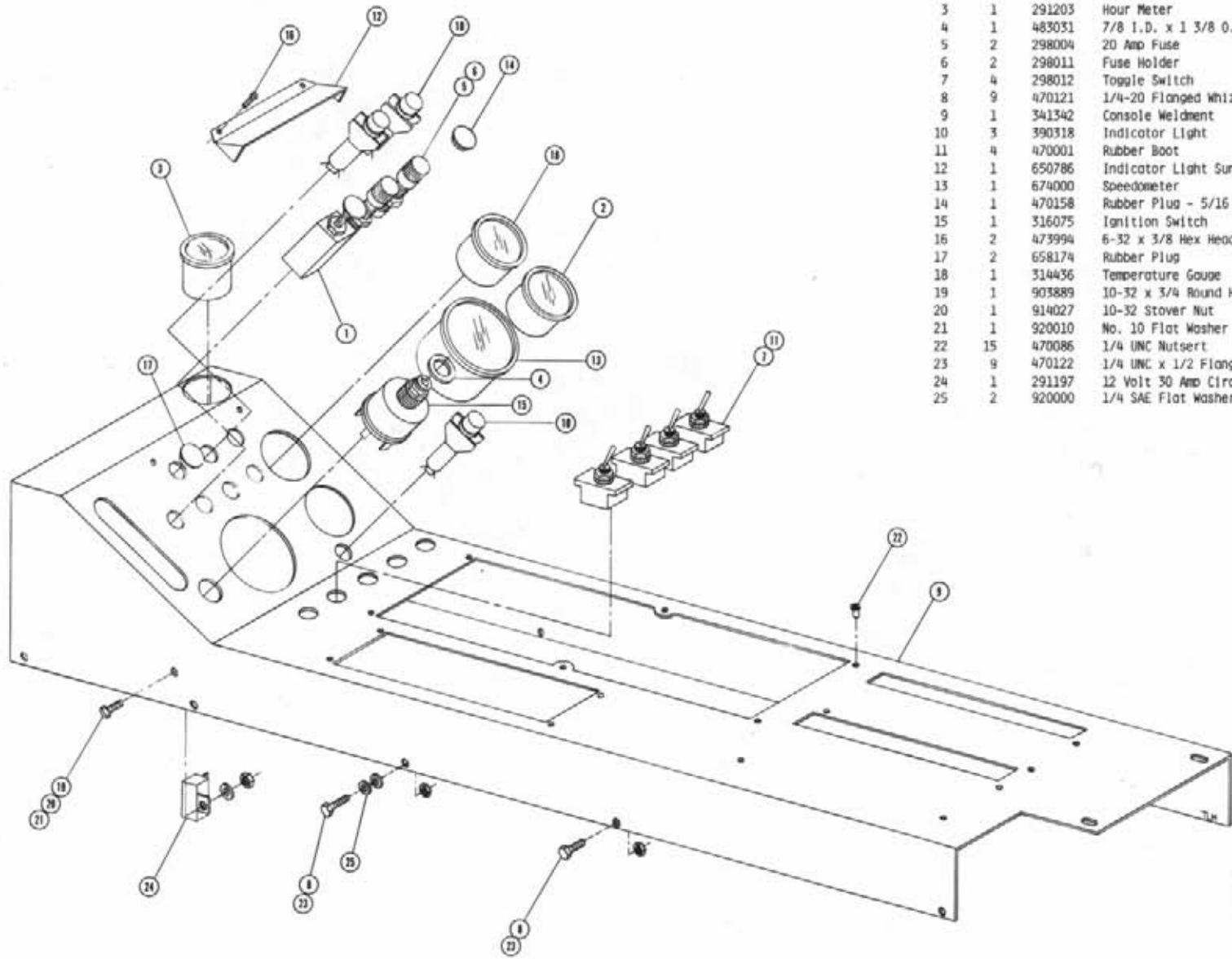


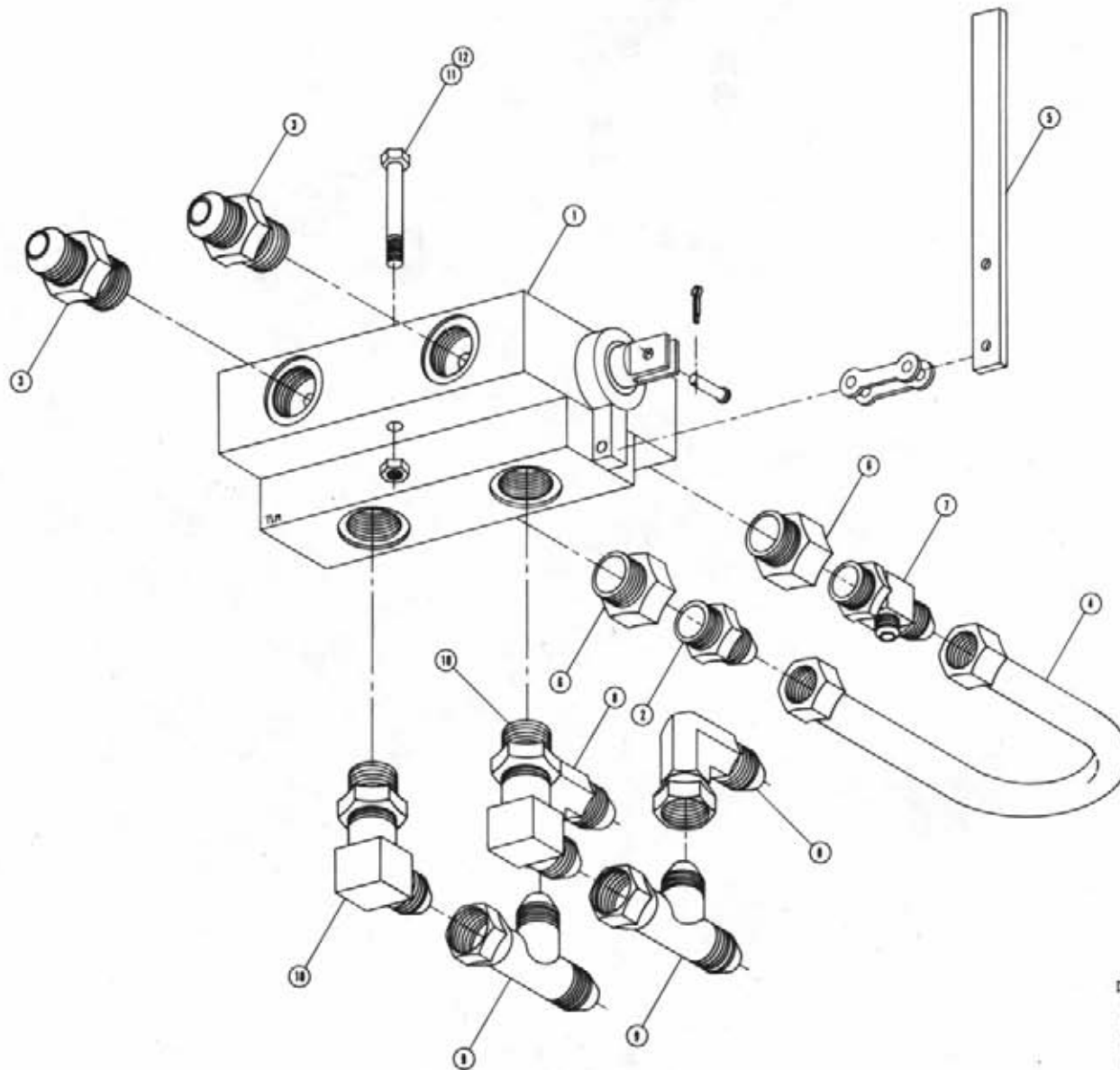
THROTTLE LEVER ASSEMBLY

Det. Qty.	P/N	Description
1	341188	Throttle Cable Mount Angle
2	473921	No. 10-32 Ball Joint
3	499001	Spring
4	659292	1 7/8 Dia. Ball Knob
5	785054	Throttle Cable 128"
6	785040	Throttle Lever Weldment
7	785046	Friction Disc
8	900000	1/4 UNC x 1/2 Hex Bolt
9	900170	3/8 UNC x 2 1/4 Hex Bolt
10	903893	No. 10-32 x 1 Round Head Machine Screw
11	910027	No. 10 UNF Hex Nut
12	914000	1/4 UNC Stover Nut
13	920510	No. 10 Lock Washer
14	914004	3/8 UNC Stover Nut
15	914027	No. 10-32 Stover Nut
16	920002	3/8 SAE Flat Washer

CONSOLE ASSEMBLY

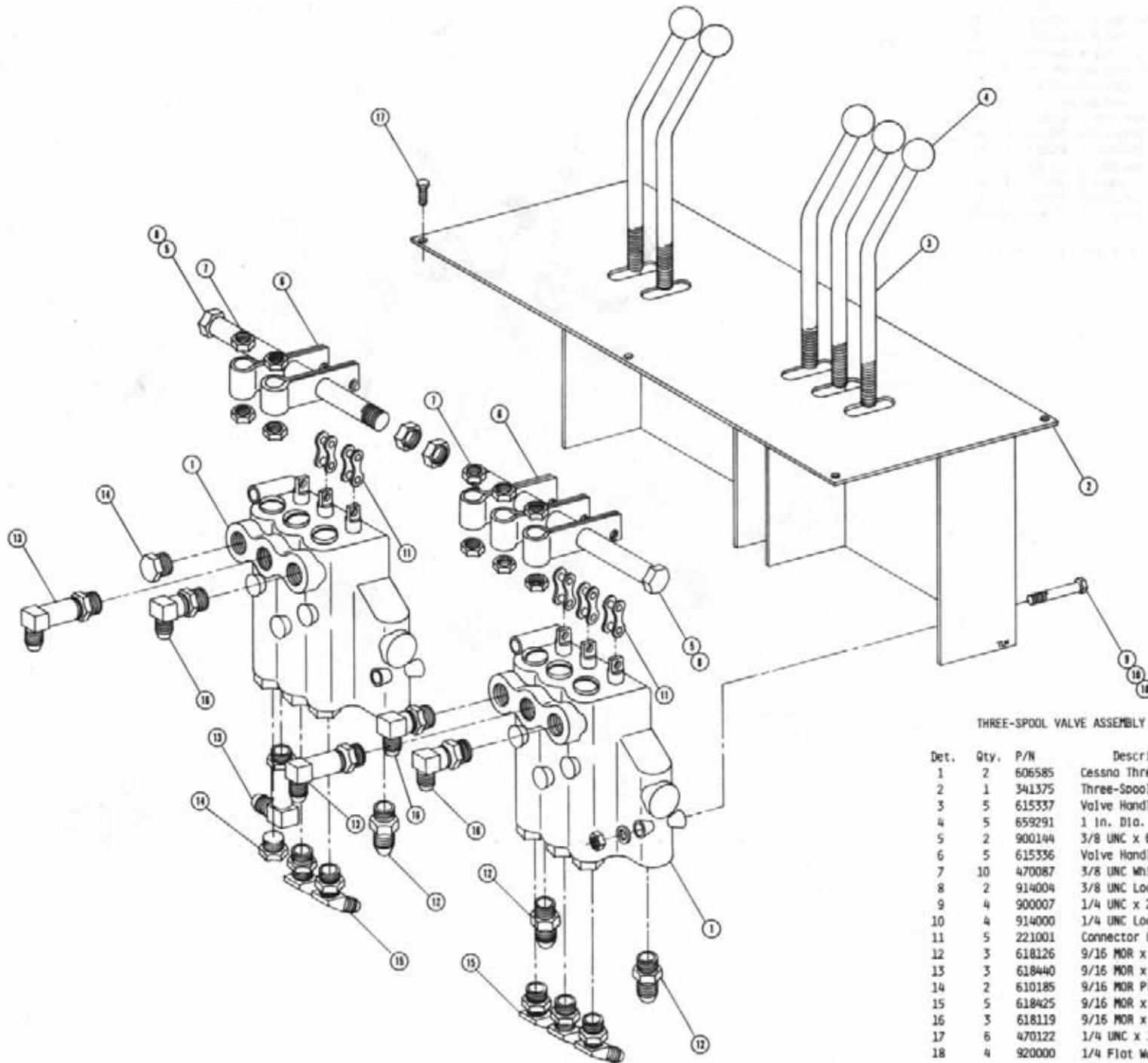
Det.	Qty.	P/N	Description
1	1	290046	Two-Position Light Switch
2	1	290401	Fuel Gauge
3	1	291203	Hour Meter
4	1	483031	7/8 I.D. x 1 3/8 O.D. Washer
5	2	298004	20 Amp Fuse
6	2	298011	Fuse Holder
7	4	298012	Toggle Switch
8	9	470121	1/4-20 Flanged Whiz Nut
9	1	341342	Console Weldment
10	3	390318	Indicator Light
11	4	470001	Rubber Boot
12	1	650786	Indicator Light Sun Shield
13	1	674000	Speedometer
14	1	470158	Rubber Plug - 5/16 Dia. Hole
15	1	316075	Ignition Switch
16	2	473994	6-32 x 3/8 Hex Head Metal Screw
17	2	658174	Rubber Plug
18	1	314436	Temperature Gauge
19	1	903889	10-32 x 3/4 Round Head Machine Screw
20	1	914027	10-32 Stover Nut
21	1	920010	No. 10 Flat Washer
22	15	470086	1/4 UNC Nutsert
23	9	470122	1/4 UNC x 1/2 Flanged Hex Bolt
24	1	291197	12 Volt 30 Amp Circuit Breaker
25	2	920000	1/4 SAE Flat Washer





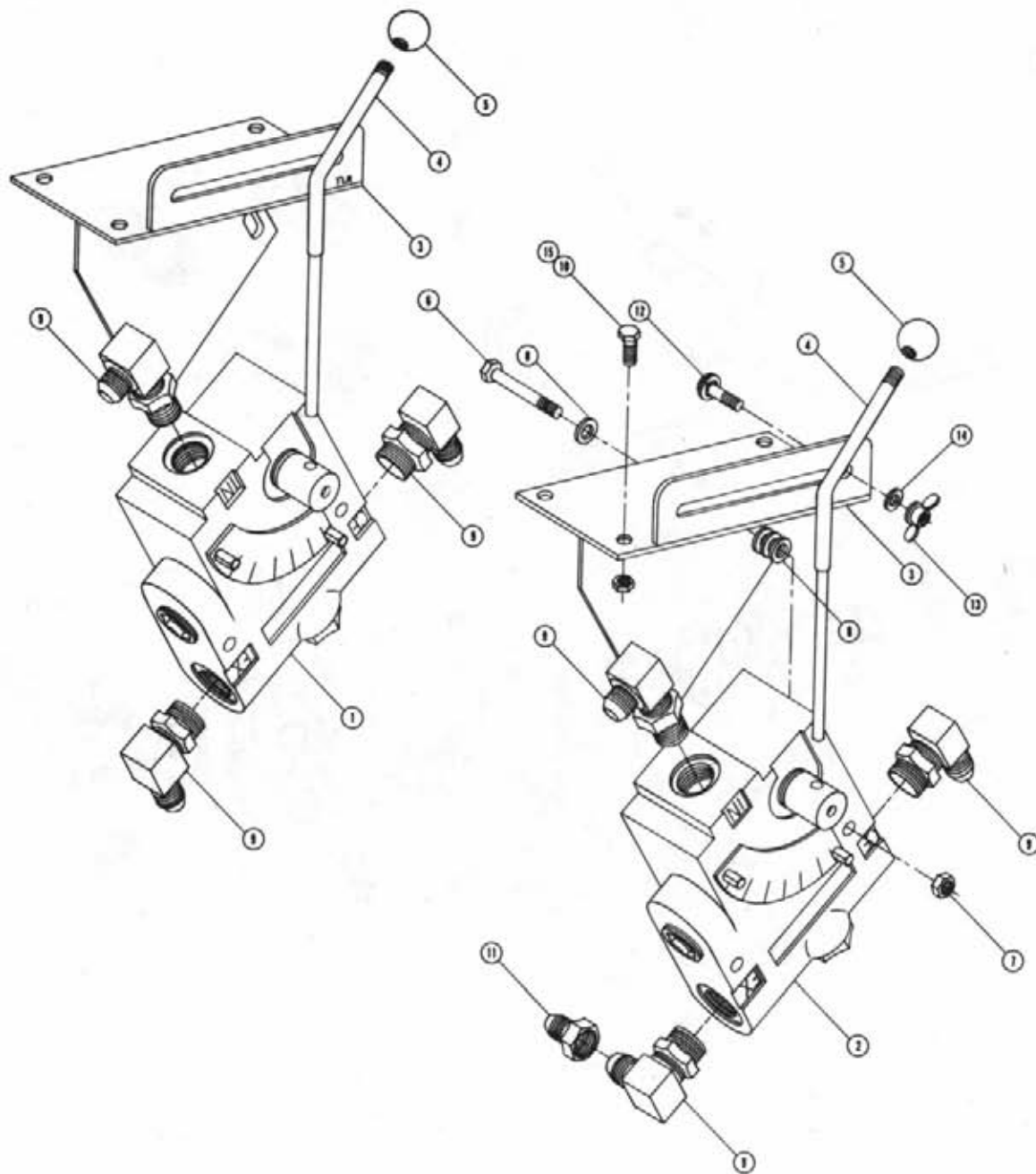
Four-Wheel Drive Selector Valve Assembly

Det. Qty.	P/N	Description
1	606003	Gresen Selector Valve
2	611126	7/8 MOR x 7/8 MJIC
3	611127	1 1/16 MOR x 1 1/16 MJIC
4	614198	Four-Wheel Drive U-Tube
5	615592	Four-Wheel Drive Selector Valve Handle
6	618132	1 1/16 MOR x 7/8 FOR Reducer
7	618287	7/8 MOR x 7/8 MJIC x 9/16 MJIC Tee
8	618301	7/8 MJIC x 90° x 7/8 FJIC Swivel
9	618333	7/8 MJIC Swivel Run Tee
10	618535	1 1/16 MOR x 90° x 7/8 MJIC
11	900135	3/8 UNC x 2 3/4 Hex Bolt
12	914004	3/8 UNC Lock Nut



THREE-SPOOL VALVE ASSEMBLY

Det.	Qty.	P/N	Description
1	2	606585	Cessna Three-Spool Valve
2	1	341375	Three-Spool Valve Mount Weldment
3	5	615337	Valve Handle
4	5	659291	1 in. Dia. Ball
5	2	900144	3/8 UNC x 6 1/2 Hex Bolt
6	5	615336	Valve Handle Link
7	10	470087	3/8 UNC Whiz Nut
8	2	914004	3/8 UNC Lock Nut
9	4	900007	1/4 UNC x 2 Hex Bolt
10	4	914000	1/4 UNC Lock Nut
11	5	221001	Connector Link Clip
12	3	618126	9/16 MOR x 9/16 MJIC
13	3	618440	9/16 MOR x 90° x 9/16 MJIC Long
14	2	610185	9/16 MOR Plug
15	5	618425	9/16 MOR x 45° x 9/16 MJIC
16	3	618119	9/16 MOR x 90° x 9/16 MJIC
17	6	470122	1/4 UNC x 1/2 Flange Head Bolt
18	4	920000	1/4 Flat Washer



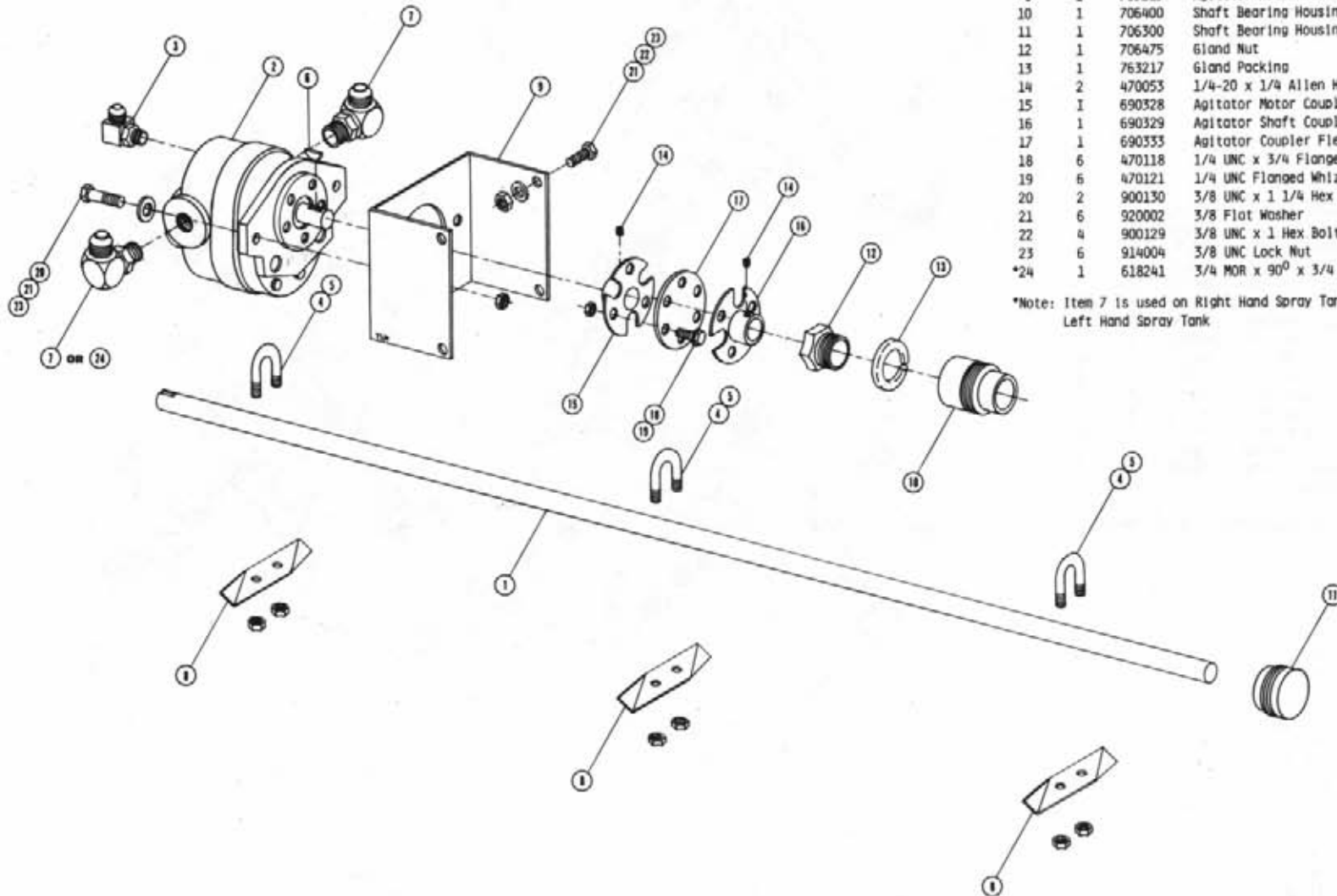
VARIABLE FLOW CONTROL ASSEMBLIES

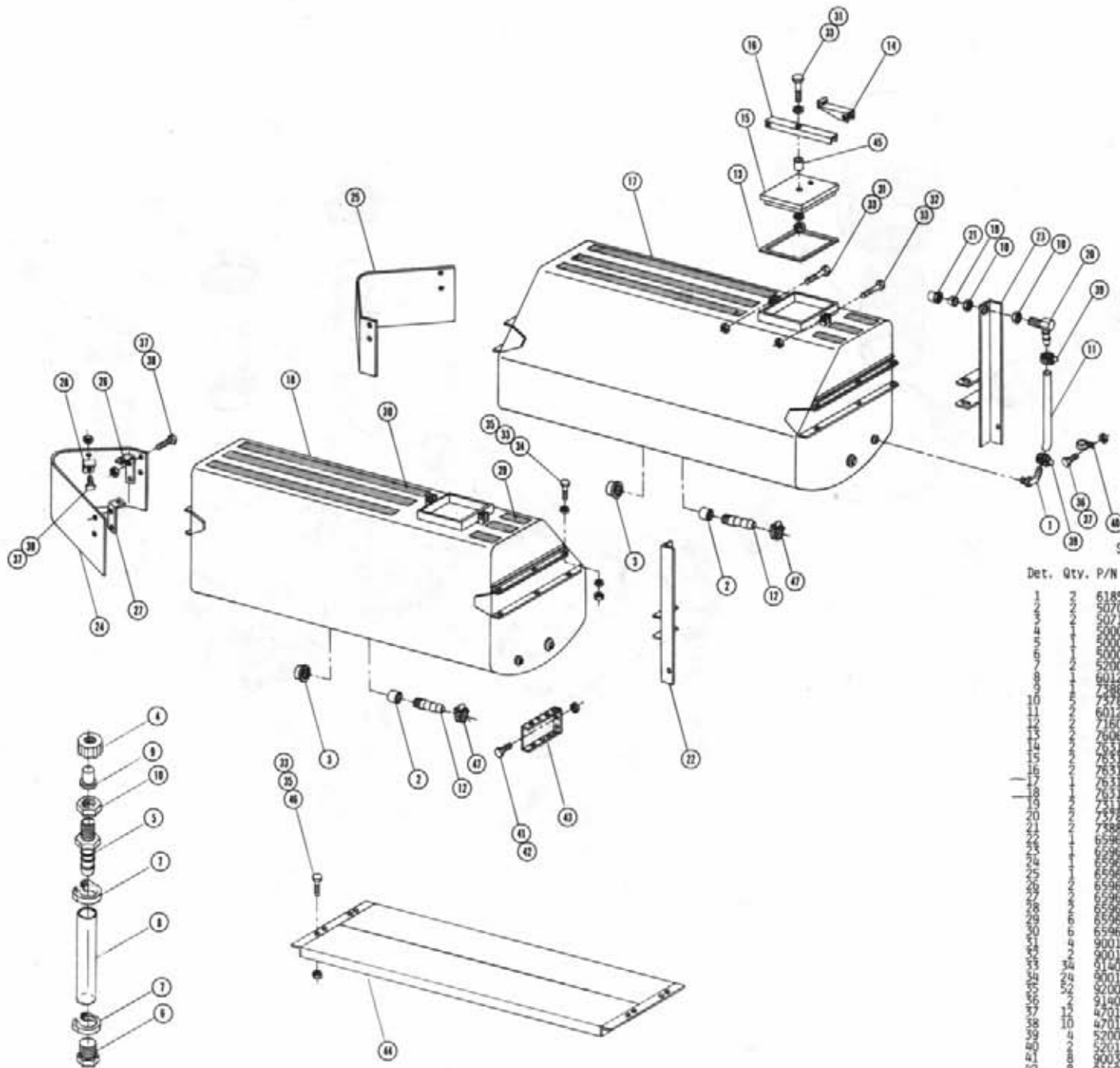
Det.	Qty.	P/N	Description
1	1	606818	Solution Variable Flow Control
2	1	606827	Agitator Variable Flow Control
3	2	606837	Flow Control Mount Weldment
4	2	615491	Flow Control Lever Weldment
5	2	659291	1 in. Dia. Ball Knob
6	4	900010	1/4 UNC x 3 Hex Bolt
7	4	914000	1/4 UNC Lock Nut
8	16	920000	1/4 SAE Flat Washer
9	6	618183	7/8 MOR x 90° x 3/4 MJIC
10	6	470118	1/4 UNC x 3/4 Flanged Head Bolt
11	1	618482	3/4 FJIC x 9/16 MJIC
12	2	901064	5/16 UNC x 3/4 Carriage Bolt
13	2	473900	5/16 UNC Wing Nut
14	2	920002	3/8 Flat Washer
15	6	470121	1/4 UNC Flanged Whiz Nut

AGITATOR ASSEMBLY

Det.	Qty.	P/N	Description
1	1	763216	Agitator Shaft
2	1	610044	Hydraulic Motor
3	1	618119	9/16 MOR x 90° x 9/16 MJIC
4	6	470089	1/4 UNC SS Lock Nut
5	3	470092	1/4 UNC x 3/4 x 1 1/4 SS U-Bolt
6	1	472003	No. 9 Woodruff Key
*7	2	618115	3/4 MOR x 90° x 9/16 MJIC
8	3	763027	Agitator Impeller
9	1	763213	Agitator Motor Mount
10	1	706400	Shaft Bearing Housing
11	1	706300	Shaft Bearing Housing Assembly
12	1	706475	Gland Nut
13	1	763217	Gland Packing
14	2	470053	1/4-20 x 1/4 Allen Head Set Screw
15	1	690328	Agitator Motor Coupler Half
16	1	690329	Agitator Shaft Coupler Half
17	1	690333	Agitator Coupler Flex Disk
18	6	470118	1/4 UNC x 3/4 Flanged Hex Bolt
19	6	470121	1/4 UNC Flanged Whiz Nut
20	2	900130	3/8 UNC x 1 1/4 Hex Bolt
21	6	920002	3/8 Flat Washer
22	4	900129	3/8 UNC x 1 Hex Bolt
23	6	914004	3/8 UNC Lock Nut
*24	1	618241	3/4 MOR x 90° x 3/4 MJIC

*Note: Item 7 is used on Right Hand Spray Tank and Item 24 is used on Left Hand Spray Tank

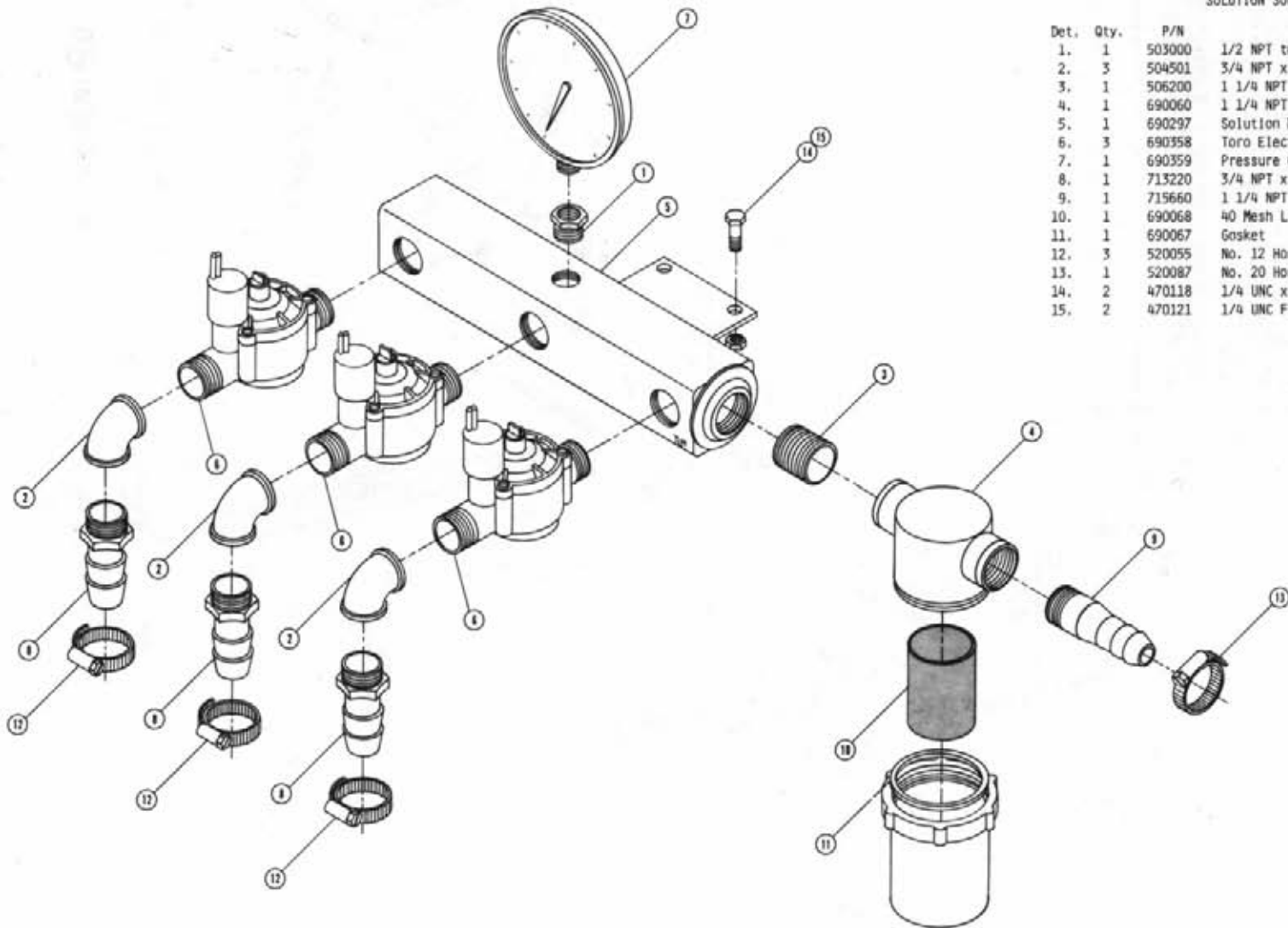




SOLUTION TANK ASSEMBLY

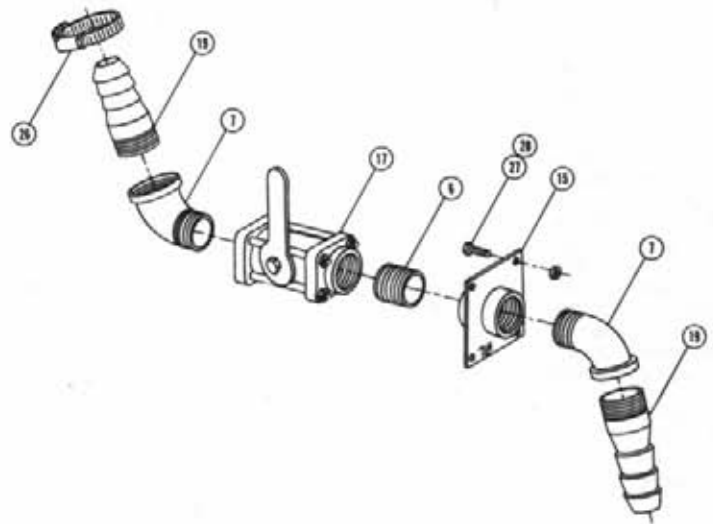
Det.	Qty.	P/N	Description
1	1	618556	1/4 NPT x 90° x 1/2 Nylon Hose Barb
2	1	507025	1 1/2 NPT Pipe Coupler
3	1	507100	1 1/2 NPT Pipe Cap
4	1	500002	1/16 Nylon Swivel Nut
5	1	500006	1/16 NPS x 3/8 Hose Barb
6	1	500007	1/8 NPT Nylon Hex Plug
7	1	520003	No. 6 Vinyl Snap Clamp
8	1	601216	Vent Hose
9	1	738859	Nylon Screen Assembly
10	1	757858	1/16 Nut
11	1	601245	1/2 x 42 in. Sight Gauge Hose
12	1	716003	1 1/2 x 1 1/2 Hose Barb
13	1	760651	Tank Lid Gasket
14	1	763163	Spray Tank Latch Handle
15	1	765164	Spray Tank Lid Weldment
16	1	765166	Tank Lid Channel
17	1	765198	Right Spray Tank Weldment
18	1	765197	Left Spray Tank Weldment
19	1	741109	FSR 80 Nylon Tip
20	1	757856	1/2 Connector Nozzle
21	1	738866	1/16 Steel Cap Nut
22	1	659670	Left Sight Gauge Mount
23	1	659669	Right Sight Gauge Mount
24	1	659668	Left Solution Tank Shield
25	1	659667	Right Solution Tank Shield
26	1	659666	Inside Mounting Bracket Tank Shield
27	1	659665	Outside Mounting Bracket Tank Shield
28	1	659664	Top Bracket Solution Tank Shield
29	1	659677	4 x 9 Safety Walk
30	1	659678	4 x 40 Safety Walk
31	1	900134	3/8 UNC x 2 1/2 Hex Bolt
32	1	900138	3/8 UNC x 3 1/2 Hex Bolt
33	1	014004	3/8 UNC Lock Nut
34	1	900130	3/8 UNC x 1 3/4 Hex Bolt
35	1	920002	3/8 Flat Washer
36	1	914000	1/4 UNC Stover Nut
37	1	470118	1/4 UNC x 3/4 Flanged Hex Bolt
38	1	470121	1/4 UNC Flanged Whiz Nut
39	1	520068	No. 6 Hose Clamp
40	1	520117	5/8 Cushion Hose Clamp
41	1	900333	5/8 UNC x 1 1/2 Hex Bolt
42	1	914010	5/8 UNC Stover Nut
43	1	941434	Tank Mount Extension Channel Weldment
44	1	941437	Catwalk Weldment
45	1	601231	3/4 x 2 High Pressure EPDM Hose
46	1	900129	3/8 UNC x 1 Hex Bolt
47	1	520067	No. 28 Hose Clamp

Note: Item 44 is used with 8380 Machines



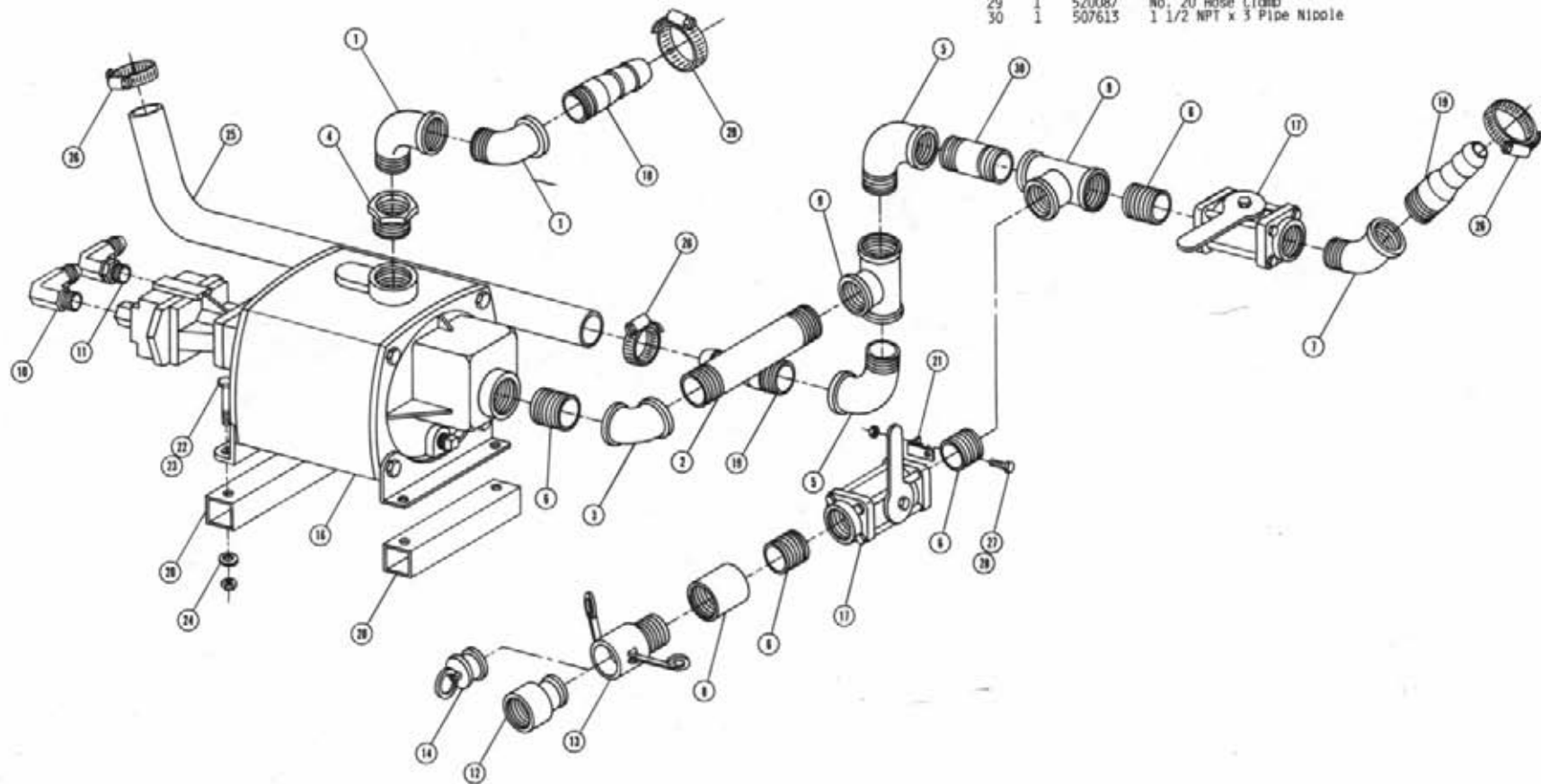
SOLUTION SOLENOID ASSEMBLY

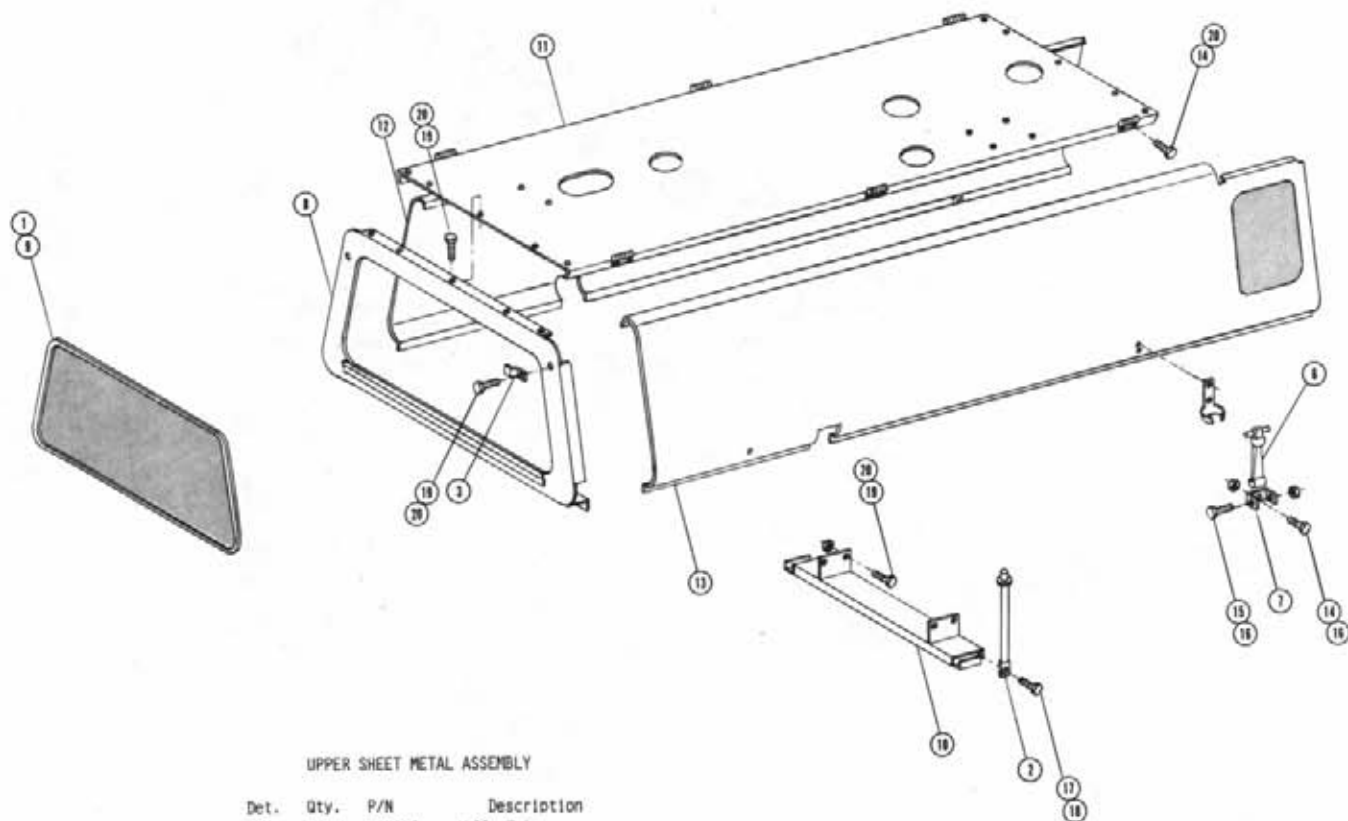
Det.	Qty.	P/N	Description
1.	1	503000	1/2 NPT to 1/4 NPT Reducer Bushing
2.	3	504501	3/4 NPT x 90° Pipe Nipple
3.	1	506200	1 1/4 NPT Close Nipple
4.	1	690060	1 1/4 NPT Line Strainer
5.	1	690297	Solution Manifold Weldment
6.	3	690358	Toro Electric Valve
7.	1	690359	Pressure Gauge
8.	1	713220	3/4 NPT x 3/4 Hose Barb
9.	1	715660	1 1/4 NPT x 1 1/4 Hose Barb
10.	1	690068	40 Mesh Line Strainer Screen
11.	1	690067	Gasket
12.	3	520055	No. 12 Hose Clamp
13.	1	520087	No. 20 Hose Clamp
14.	2	470118	1/4 UNC x 3/4 Flanged Bolt
15.	2	470121	1/4 UNC Flanged Nut



SOLUTION PUMP ASSEMBLY

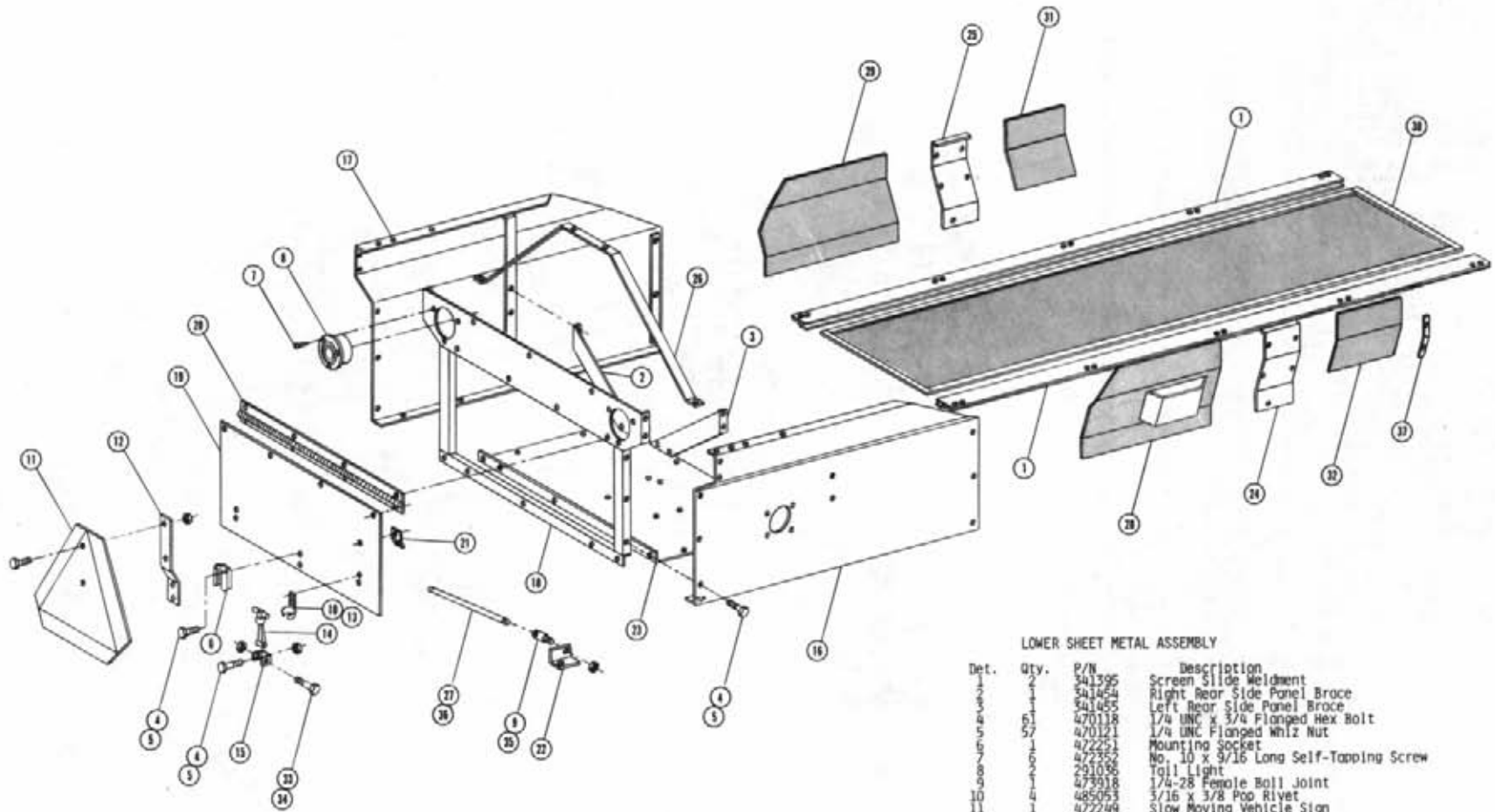
Det. Qty.	P/N	Description
1	506410	1 1/4 NPT x 90° Street Elbow
1	507008	1/2 NPT x 3 1/2 Pipe Nipple
1	507019	1/2 NPT x 90° Elbow
4	507015	1/2 NPT to 1/4 NPT Reducer Bushing
1	507018	1/2 NPT x 90° Street Elbow
1	507019	1/2 NPT Close Nipple
1	507024	1/2 NPT x 45° Street Elbow
1	507025	1/2 NPT Pipe Coupler
1	507250	1/2 NPT Pipe Tee
10	611145	1/2 NPT x 90° x 3/4 MJIC
11	618241	3/4 MDR x 90° x 3/4 MJIC
12	690302	1/2 NPT Female Adaptor
13	690303	1/2 NPT Male Coupler
14	690304	Adaptor Plug
15	690320	Valve Coupler Plate Weldment
16	690341	Hydro Solution Pump
17	696110	1/2 FNPT Ball Valve
18	715660	1/4 NPT x 1 1/4 Hose Barb
19	716003	1/2 NPT x 1 1/2 Hose Barb
20	690342	Hydro Solution Pump Spacer
21	690319	Solution Valve Assembly Bracket
22	900195	3/8 UNC x 2 3/4 Hex Bolt
23	914004	3/8 UNC Stover Nut
24	920002	3/8 SAE Flat Washer
25	601268	1 1/2 I.D. 2-Braid Black EPDM Hose x 22
26	520067	No. 28 Hose Clamp
27	470118	1/4 UNC x 3/4 Flanged Hex Bolt
28	470121	1/4 UNC Flanged Nut
29	520087	No. 20 Hose Clamp
30	507613	1 1/2 NPT x 3 Pipe Nipple





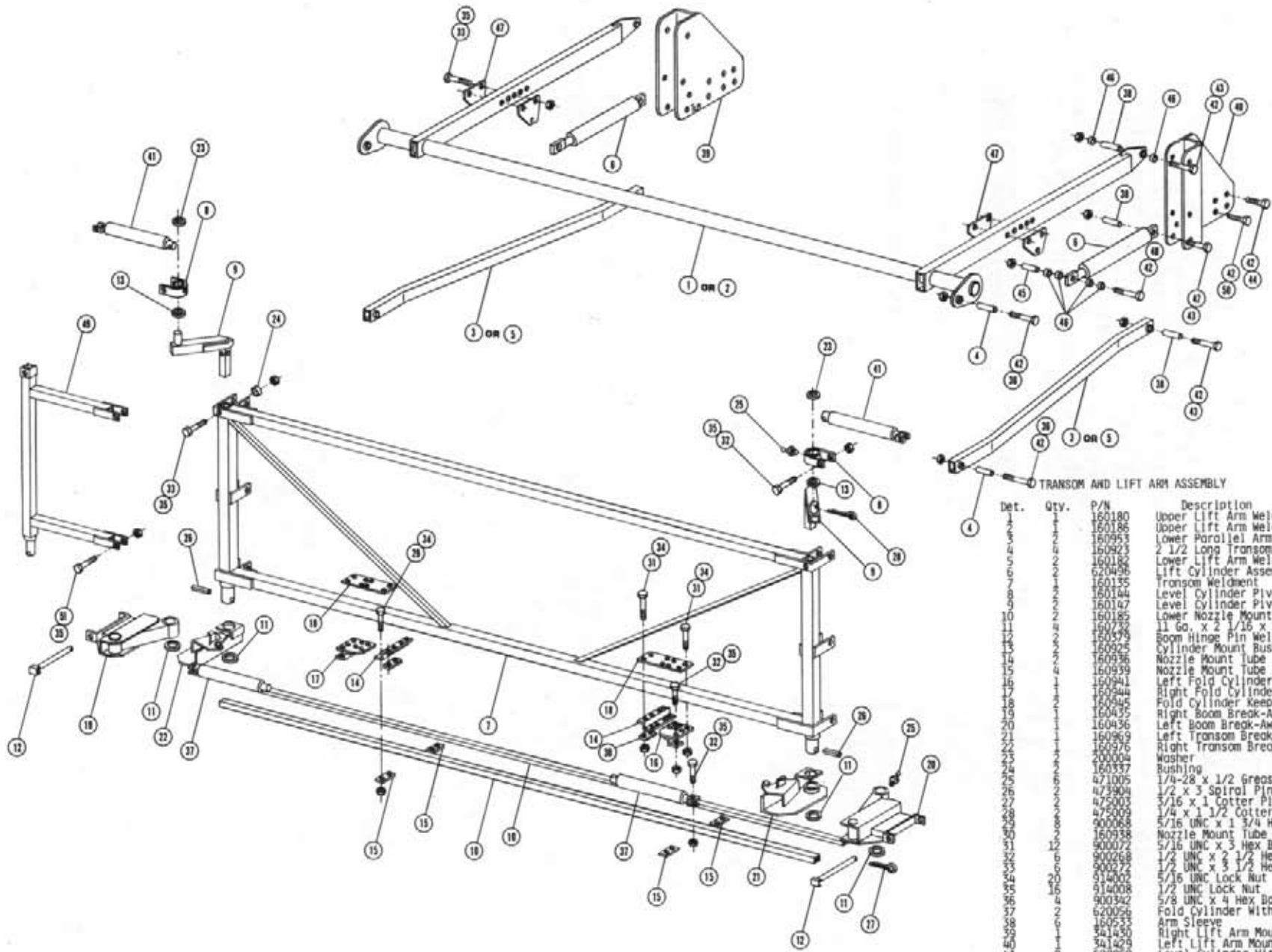
UPPER SHEET METAL ASSEMBLY

Det.	Qty.	P/N	Description
1	12Ft.	193016	Jiffy Trim
2	2	341356	Engine Hood Prop
3	2	470151	Upper Rear Panel Screen Clip
4	8	485053	3/16 x 3/8 Pop Rivet
5	4	656997	Rubber Hook Bracket
6	4	656998	Rubber Hook
7	4	656999	Rubber Hook Anchor Bracket
8	1	659575	Upper Rear Panel Weldment
9	1	659578	Upper Rear Panel Screen
10	1	659649	Engine Hood Prop Mounting Bracket
11	1	659752	Mullion Weldment
12	1	659756	Left Engine Hood
13	1	659755	Right Engine Hood Weldment
14	16	900000	1/4 UNC x 1/2 Hex Bolt
15	4	900005	1/4 UNC x 1 1/2 Hex Bolt
16	8	914000	1/4 UNC Stover Nut
17	2	914004	3/8 UNC Stover Nut
18	2	900129	3/8 UNC x 1 Hex Bolt
19	16	470118	1/4 UNC x 3/4 Flanged Hex Bolt
20	28	470121	1/4 UNC Flanged Hex Nut



LOWER SHEET METAL ASSEMBLY

Det.	Qty.	P/N	Description
1	1	541395	Screen Slide Weldment
2	1	541454	Right Rear Side Panel Brace
3	1	541455	Left Rear Side Panel Brace
4	61	470118	1/4 UNC x 3/4 Flanged Hex Bolt
5	57	470121	1/4 UNC Flanged Whiz Nut
6	1	472251	Mounting Socket
7	1	472252	No. 10 x 9/16 Long Self-Tapping Screw
8	1	291036	Tail Light
9	1	473918	1/4-28 Female Ball Joint
10	4	485053	3/16 x 3/8 Pop Rivet
11	1	472249	Slow Moving Vehicle Sign
12	1	472250	Spade Mounting Bracket
13	1	656997	Rubber Hook Bracket
14	1	656998	Rubber Hook
15	1	656999	Rubber Hook Anchor Bracket
16	1	659630	Right Rear Side Panel Weldment
17	1	659631	Left Rear Side Panel Weldment
18	1	659637	Lower Rear Panel Weldment
19	1	659641	Lower Rear Access Door
20	1	659642	Lower Rear Access Door Hinge
21	1	659643	Rear Access Door Prop Mount
22	1	659644	Rear Access Door Prop Stop
23	1	659645	Solution Pump Base
24	1	659646	Right Radiator Mount Cover
25	1	659647	Left Radiator Mount Cover
26	1	659648	Rear Mullion Support
27	1	659658	Rear Access Door Prop
28	1	659712	Right Side Screen
29	1	659660	Left Side Screen
30	1	659676	Lower Screen Weldment
31	1	659777	Left Side Screen
32	1	659776	Right Side Screen
33	1	900005	1/4 UNC x 1 1/2 Hex Bolt
34	1	914000	1/4 UNC Stover Nut
35	1	914001	1/4 UNF Stover Nut
36	1	910001	1/4-28 Hex Nut
37	2	659778	Side Screen Keeper

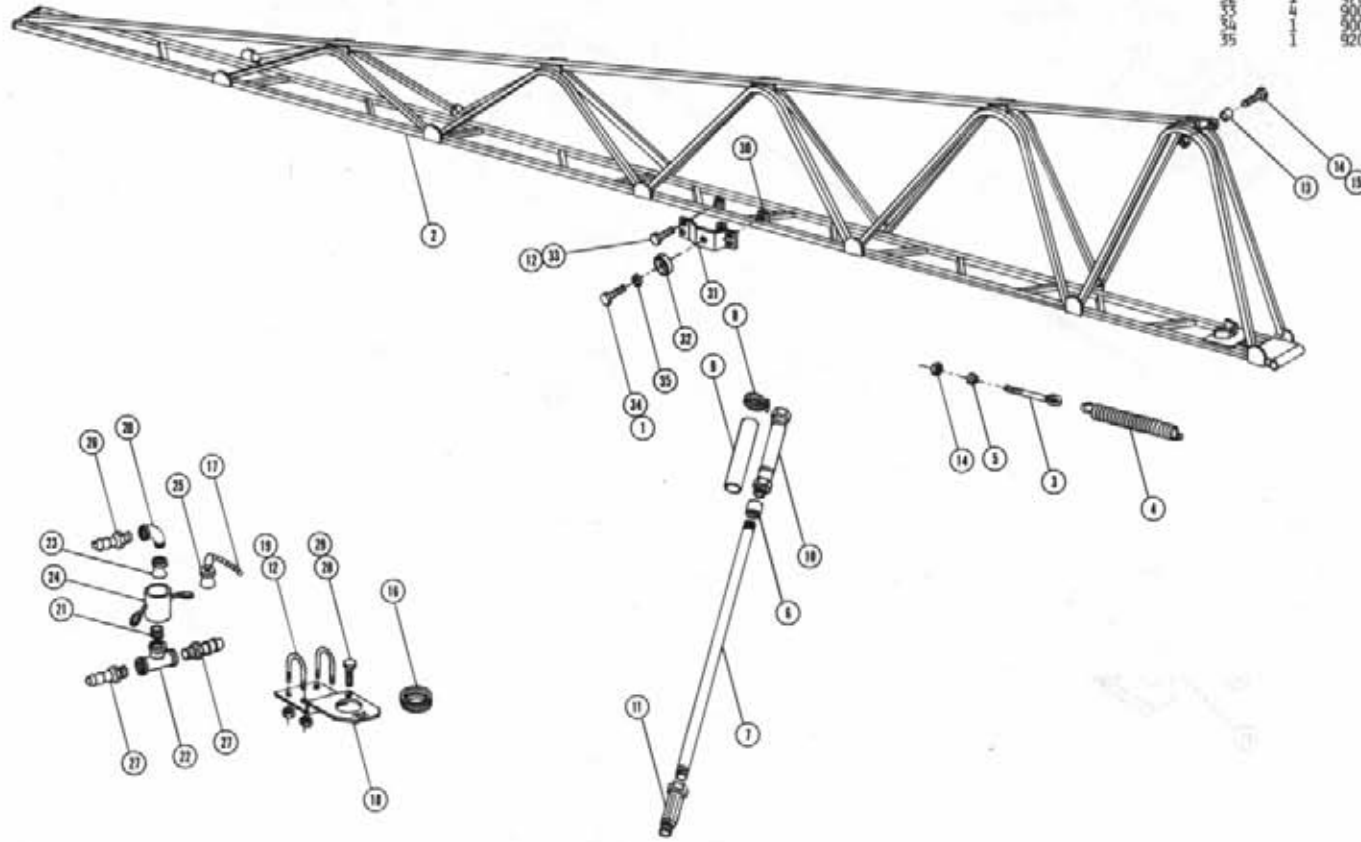


TRANSCOM AND LIFT ARM ASSEMBLY

Det.	Qty.	P/N	Description
1	1	160180	Upper Lift Arm Weldment - 8370
2	1	160186	Lower Lift Arm Weldment - 8380
3	1	160953	Lower Parallel Arm Weldment - 8380
4	2	160923	2 1/2 Long Transom Bushing
5	1	160182	Lower Lift Arm Weldment - 8370
6	1	620496	Lift Cylinder Assembly With Fittings
7	1	160155	Transom Weldment
8	1	160144	Level Cylinder Pivot Weldment
9	1	160147	Level Cylinder Mount Weldment
10	1	160185	Lower Nozzle Mount Tube
11	1	160922	11 Ga. x 2 1/16 x 2 5/8 Washer
12	2	160579	Boom Hinge Pin Weldment
13	1	160925	Cylinder Mount Bushing
14	1	160936	Nozzle Mount Tube Hanger
15	4	160939	Nozzle Mount Tube Keeper, Lower
16	1	160941	Left Fold Cylinder Mount Weldment
17	1	160944	Right Fold Cylinder Mount Weldment
18	1	160945	Fold Cylinder Keeper Plate
19	1	160435	Right Boom Break-Away Hinge Weldment
20	1	160436	Left Boom Break-Away Hinge Weldment
21	1	160969	Left Transom Break-Away
22	1	160976	Right Transom Break-Away
23	1	200304	Washer
24	1	160337	Bushing
25	1	471005	1/4-28 x 1/2 Grease Zerk
26	1	473904	1/2 x 3 Spiral Pin
27	1	475003	3/16 x 1 Cotter Pin
28	1	475009	1/4 x 1 1/2 Cotter Pin
29	1	900068	5/16 UNC x 1 3/4 Hex Bolt
30	1	160938	Nozzle Mount Tube Keeper
31	12	900072	5/16 UNC x 3 Hex Bolt
32	1	900268	1/2 UNC x 2 1/2 Hex Bolt
33	1	900272	1/2 UNC x 3 1/2 Hex Bolt
34	20	514002	5/16 UNC Lock Nut
35	16	914008	1/2 UNC Lock Nut
36	4	900342	5/8 UNC x 4 Hex Bolt
37	2	620056	Fold Cylinder With Fittings
38	6	160533	Arm Sleeve
39	1	341430	Right Lift Arm Mount Weldment
40	1	341429	Left Lift Arm Mount Weldment
41	2	620069	Level Cylinder With Fittings
42	20	914010	5/8 UNC Lock Nut
43	6	900338	5/8 UNC x 3 Hex Bolt
44	4	900335	5/8 UNC x 1 1/2 Hex Bolt
45	7	160922	Bushing
46	12	160924	1/4 Long Transom Bushing
47	4	160920	Cylinder Mount
48	2	900340	5/8 UNC x 3 1/2 Hex Bolt
49	3	160539	Transom Extension Weldment
50	4	900335	5/8 UNC x 2 Hex Bolt
51	4	900275	1/2 UNC x 4 1/2 Hex Bolt

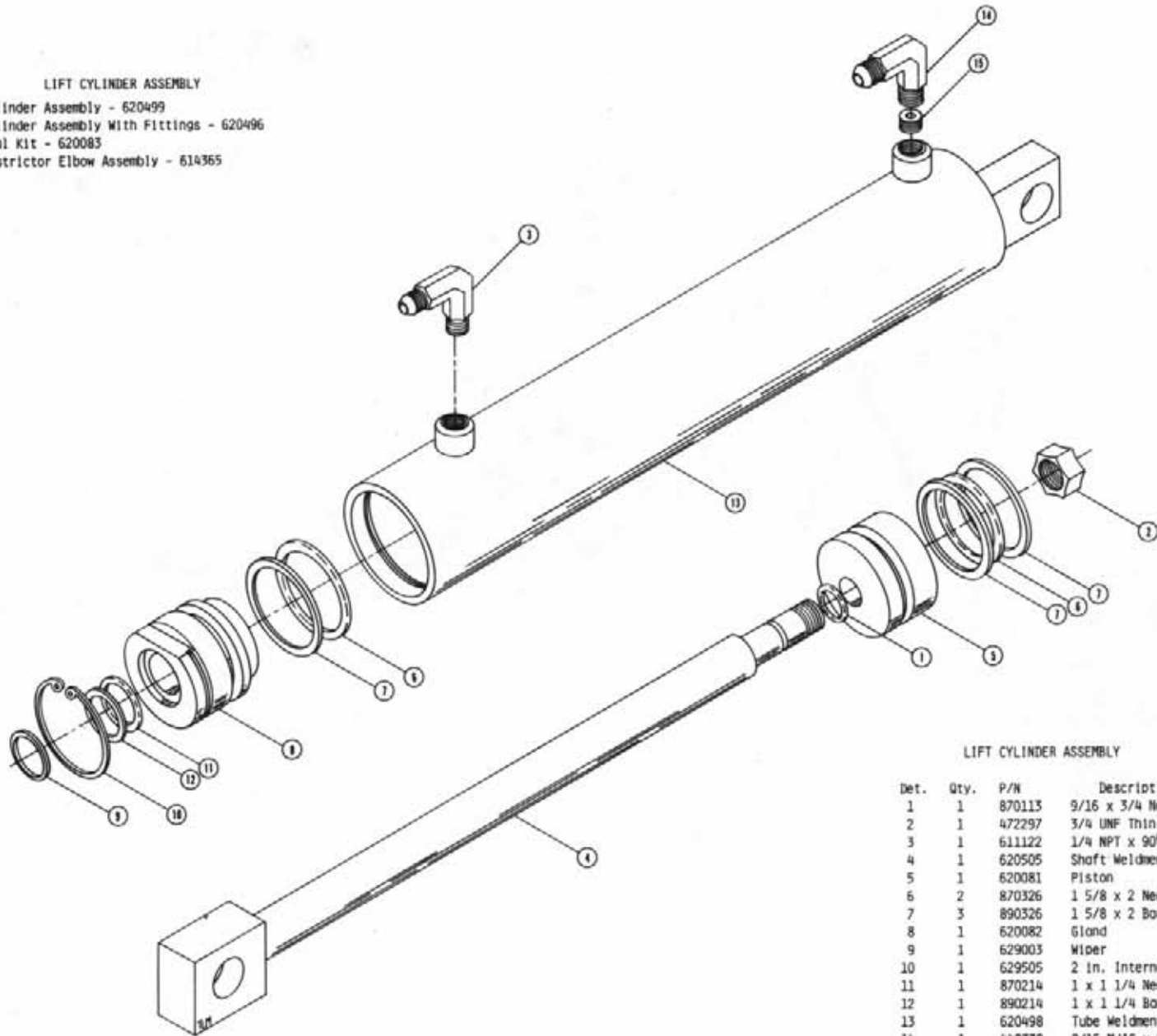
BOOM ASSEMBLY AND SPRAY COMPONENTS

Det.	Qty.	P/N	Description
1	1	914004	3/8 UNC Slower Nut
2	1	160440	Outer Boom Weldment
3	1	160979	1/2 UNC x 9 Eye Bolt
4	1	160980	Boom Break-Away Spring
5	1	160981	Boom Bolt Swivel
6	1	501212	1/4 Pipe Coupling
7	1	501618	1/4 x 18 Pipe Nipple
8	1	520087	No. 20 Hose Clamp
9	1	601178	Hose 1 x 3 1/2
10	1	720019	Flex Coupling
11	1	739702	Female Nozzle Body
12	8	914002	5/16 UNC Lock Nut
13	1	160336	Clevis Bushing
14	2	914008	1/2 UNC Lock Nut
15	1	900267	1/2 UNC x 2 Hex Bolt
16	1	160015	Grommet
17	1	160986	Chain
18	1	160987	Feeder Tee Mounting Bracket
19	2	470094	5/16 UNC U-Bolt
20	1	504610	3/4 NPT Street Elbow
21	1	504702	3/4 Close Nipple
22	1	504955	3/4 Pipe Tee
23	1	696202	Quick Connect Female Adapter
24	1	696205	Quick Connect Female Coupler
25	1	696204	Quick Connect Plug
26	1	713220	3/4 NPT x 3/4 Hose Barb
27	2	714350	3/4 NPT x 1/2 Hose Barb
28	1	900002	1/2 UNC x 3/4 Hex Bolt
29	1	914000	1/2 UNC Lock Nut
30	1	160959	Nozzle Mount Keeper
31	1	160991	Boom Bumper Mount
32	1	470098	Rubber Bumper
33	4	900069	5/16 UNC x 2 Hex Bolt
34	1	900129	3/8 UNC x 1 Hex Bolt
35	1	920002	3/8 Flat Washer



LIFT CYLINDER ASSEMBLY

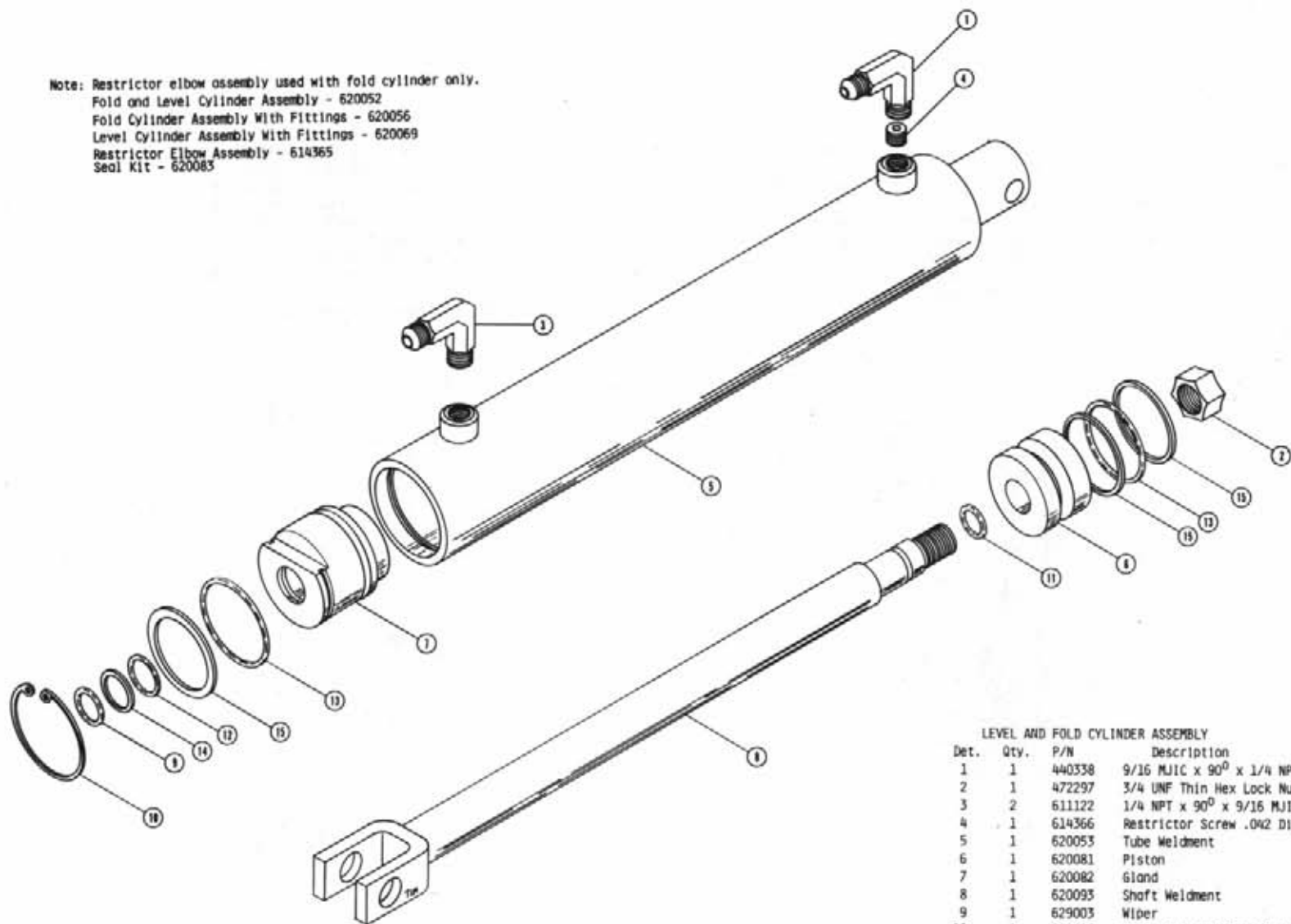
Cylinder Assembly - 620499
 Cylinder Assembly With Fittings - 620496
 Seal Kit - 620083
 Restrictor Elbow Assembly - 614365



LIFT CYLINDER ASSEMBLY

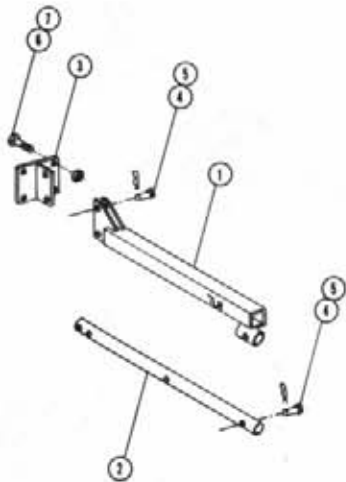
Det.	Qty.	P/N	Description
1	1	870113	9/16 x 3/4 Neoprene O-Ring
2	1	472297	3/4 UNF Thin Hex Lock Nut
3	1	611122	1/4 NPT x 90° x 9/16 MJIC
4	1	620505	Shaft Weldment
5	1	620081	Piston
6	2	870326	1 5/8 x 2 Neoprene O-Ring
7	3	890326	1 5/8 x 2 Back-up Washer
8	1	620082	Gland
9	1	629003	Wiper
10	1	629505	2 In. Internal Snap Ring
11	1	870214	1 x 1 1/4 Neoprene O-Ring
12	1	890214	1 x 1 1/4 Back-up Washer
13	1	620498	Tube Weldment
14	1	440338	9/16 MJIC x 90° x 1/4 NPT - Tapped
15	1	614366	Restrictor Screw .042 Dia.

Note: Restrictor elbow assembly used with fold cylinder only.
 Fold and Level Cylinder Assembly - 620052
 Fold Cylinder Assembly With Fittings - 620056
 Level Cylinder Assembly With Fittings - 620069
 Restrictor Elbow Assembly - 614365
 Seal Kit - 620083



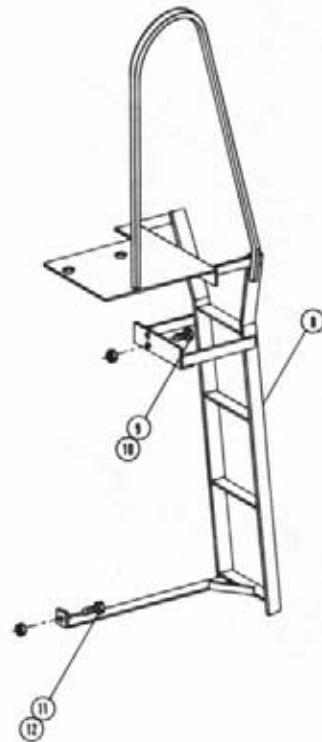
LEVEL AND FOLD CYLINDER ASSEMBLY

Det.	Qty.	P/N	Description
1	1	440338	9/16 MJIC x 90° x 1/4 NPT - Tapped
2	1	472297	3/4 UNF Thin Hex Lock Nut
3	2	611122	1/4 NPT x 90° x 9/16 MJIC
4	1	614366	Restrictor Screw .042 Dia.
5	1	620053	Tube Weldment
6	1	620081	Piston
7	1	620082	Gland
8	1	620093	Shaft Weldment
9	1	629003	Wiper
10	1	629505	2 in. Internal Snap Ring
11	1	870113	9/16 x 3/4 Neoprene O-Ring
12	1	870214	1 x 1 1/4 Neoprene O-Ring
13	2	870326	1 5/8 x 2 Neoprene O-Ring
14	1	890214	1 x 1 1/4 Back-up Washer
15	3	890326	1 5/8 x 2 Back-up Washer



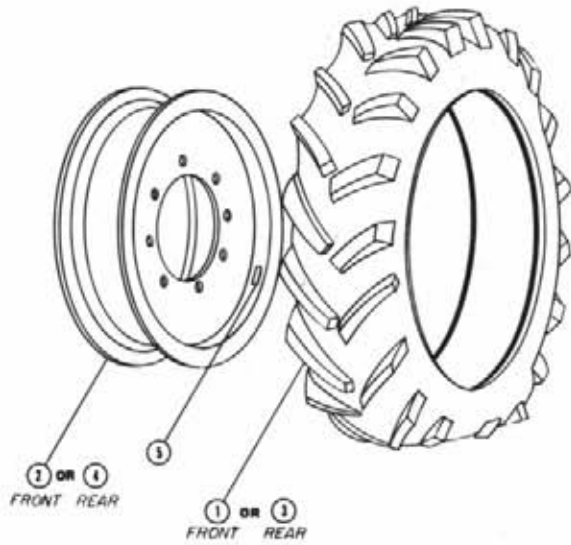
TREAD ADJUSTMENT ASSEMBLY

Det.	Qty.	P/N	Description
1	1	341142	Tread Adjustment Tube Weldment
2	1	341147	Tread Adjustment Sliding Tube
3	1	341102	Tread Adjustment Bar Mount Wld.
4	5	470119	1/2 Dia. x 2 1/4 Picker Pin
5	5	470120	3/32 Dia. Hair Pin
6	2	900335	5/8 UNC x 2 Hex Bolt
7	2	914010	5/8 UNC Stover Nut



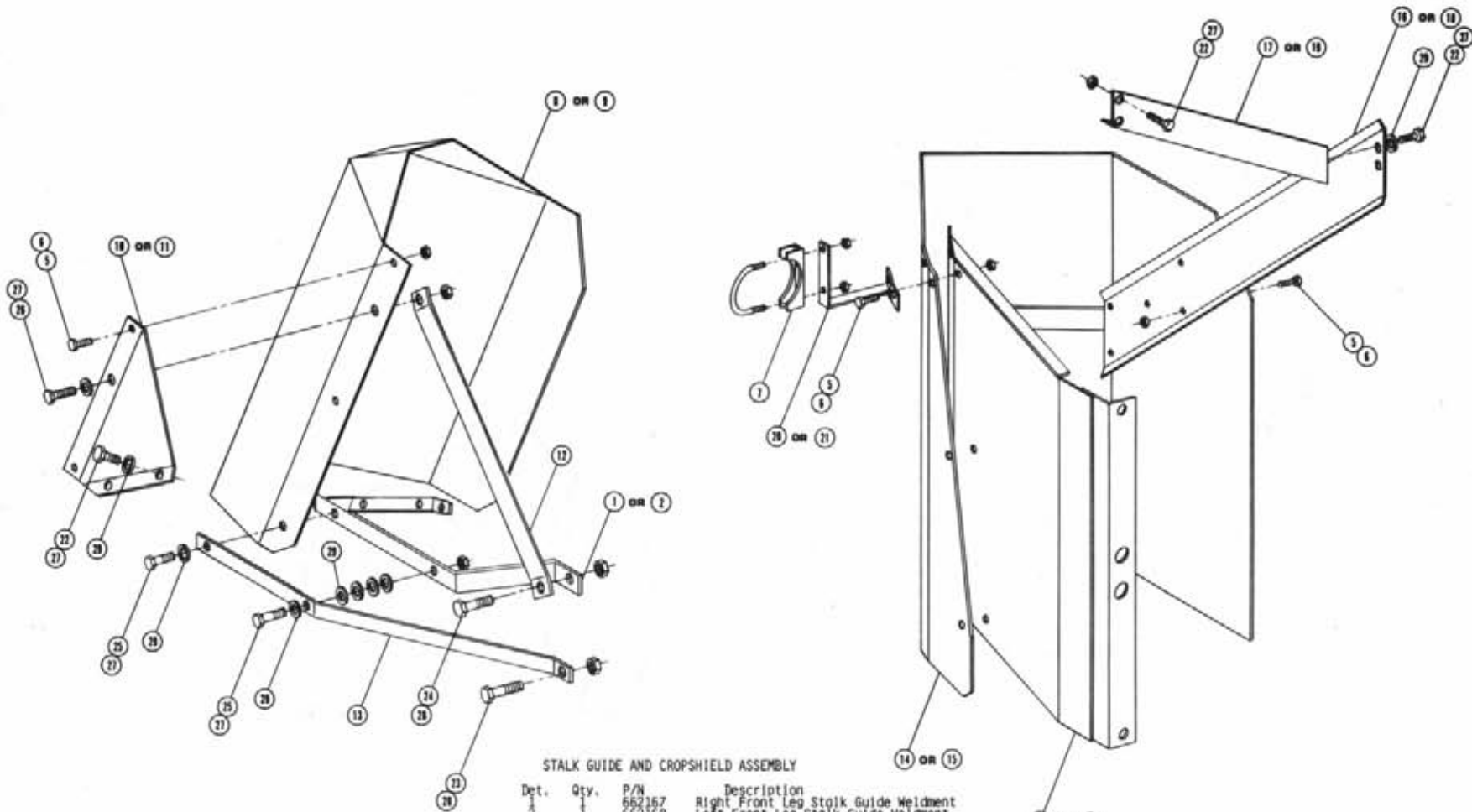
LADDER ASSEMBLY

Det.	Qty.	P/N	Description
8	1	341441	Ladder Weldment
9	2	900065	5/16 UNC x 1 Hex Bolt
10	2	914002	5/16 UNC Lock Nut
11	1	900265	1/2 UNC x 1 1/2 Hex Bolt
12	1	914008	1/2 UNC Lock Nut



TIRE AND RIM ASSEMBLY

Det.	Qty.	P/N	Description
1	1	820604	11.2 x 24 6-Ply Traction Tire
2	1	820600	24 in. Rim Weldment
3	1	820001	12.4 x 28 4-Ply Traction Tire
4	1	820609	12.4 x 28 Rim Weldment
5	1	650985	Wheel Bolt Torque Decal

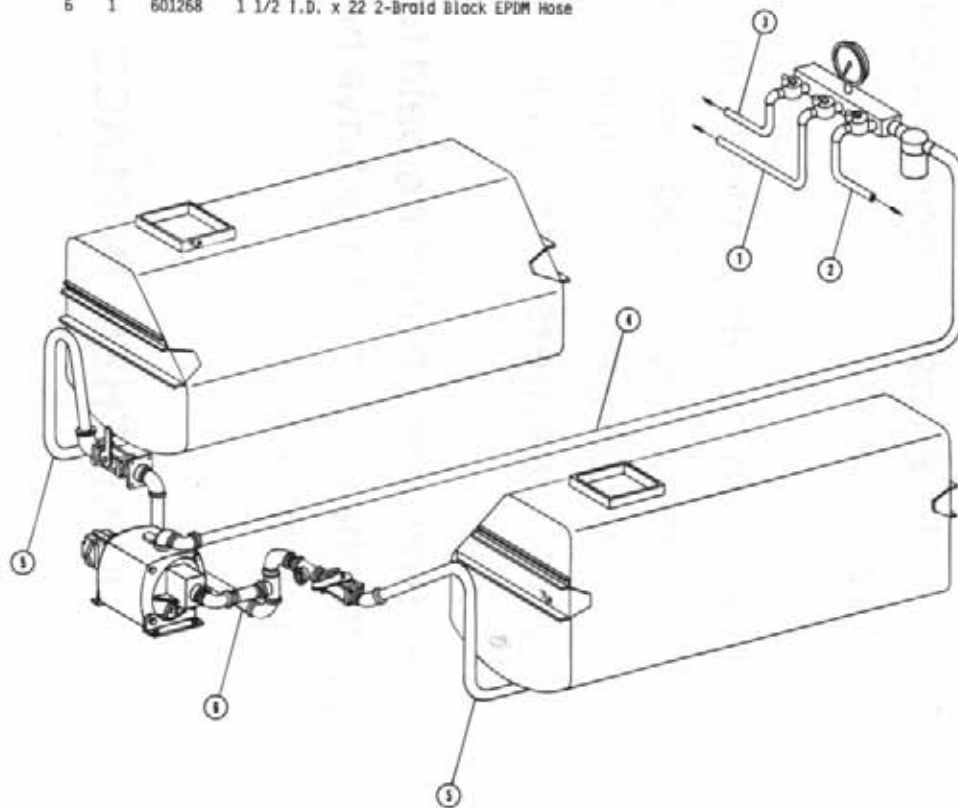


STALK GUIDE AND CROPSHIELD ASSEMBLY

Det.	Qty.	P/N	Description
	1	662167	Right Front Stalk Guide Weldment
	1	662168	Left Front Leg Stalk Guide Weldment
	1	662199	Right Rear Crop Deflector Weldment
	1	662200	Left Rear Crop Deflector Weldment
	12	470118	1/4 UNC x 3/4 Flanged Hex Bolt
	12	470121	1/4 UNC Flanged Whiz Nut
	1	472216	5/16 UNC x 2 1/2 Muffler Clamp
	1	662172	Right Front Crop Shield Weldment
	1	662175	Left Front Crop Shield Weldment
10	1	662180	Right Front Lower Crop Deflector
11	1	662181	Left Front Lower Crop Deflector
12	1	662182	Front Cropshield Mounting Bracket
13	1	994183	Front Cropshield Stabilizer Bar
14	1	662184	Right Rear Cropshield Weldment
15	1	662185	Left Rear Cropshield Weldment
16	1	662189	Right Lower Rear Cropshield Mounting Bracket
17	1	662190	Right Upper Rear Cropshield Mounting Bracket
18	1	662191	Left Lower Rear Cropshield Mounting Bracket
19	1	662192	Left Upper Rear Cropshield Mounting Bracket
20	1	662193	Right Rear Cropshield Support Weldment
21	1	662194	Left Rear Cropshield Support Weldment
22	6	900129	3/8 UNC x 1 Hex Bolt
23	1	900255	1/2 UNC x 1 1/2 Hex Bolt
24	1	900283	1/2 UNC x 2 1/4 Hex Bolt
25	1	900131	3/8 UNC x 1 3/4 Hex Bolt
26	1	900131	3/8 UNC x 1 1/2 Hex Bolt
27	6	914004	3/8 UNC Stover Nut
28	2	914008	1/2 UNC Stover Nut
29	11	920002	3/8 Flat Washer

SOLUTION HOISING

Det.	Qty.	P/N	Description
1	1	601172	3/4 I.D. x 60 1-Braid Black EPDM Hose
2	1	601177	3/4 I.D. x 242 1-Braid Black EPDM Hose
3	1	601239	3/4 I.D. x 324 1-Braid Black EPDM Hose
4	1	601266	1 1/4 I.D. x 288 2-Braid Black EPDM Hose
5	2	601267	1 1/2 I.D. x 96 2-Braid Black EPDM Hose
6	1	601268	1 1/2 I.D. x 22 2-Braid Black EPDM Hose



NOTICE

The following three pages contain decals for the 1986 8370 and 8380.

These decals can be obtained from Hagie Mfg. Co. and should be used whenever your machine is repainted or when the decals become worn, weathered or faded.

Special attention should be paid to decals involving personal safety. They have been attached for your protection.

KEEP THEM IN PLACE.

Contact: Hagie Manufacturing Co.
Box 273, Clarion, Iowa 50525

8370 & 8380 DECALS

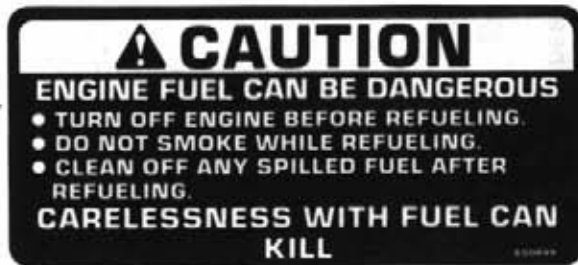
Part No.	Qty.	Description	Location
650300	2	8370 Decal	On Sides of Top Engine Cover
650301	2	8380 Decal	On Sides of Top Engine Cover
650302	2	Sight Gauge Decal	On Sight Gauge Mounts
650814	1	Park Brake Decal	Near Parking Brake Lever
650847	2	No Passenger Decal	1 - Left Rear Leg 1 - Left Inside Door Channel
650848	1	Slip or Fall Decal	On Ladder
650822	1	Solution Pump Decal	Lower Right Corner on Windshield
650849	1	Engine Fuel Decal	Near Fuel Filler Neck
650850	2	Chemical Decal	On Solution Tank Lids
650851	2	Shields Decal	On Side of Top Engine Cover
650852	1	Read Manual Decal	On Front Cab Mounting Angle to Right of Steering
650853	1	Steering Console Decal	On Steering Column Cover
650858	1	Do Not Use Ether Decal	Near Air Cleaner Tube
650861	1	Vent Slide Decal	On Air Conditioner Console
650865	2	Hagie Decal	On Sides of Solution Tanks
650868	1	Boom Fold Decal	On Console Sheet Metal
650869	1	Boom Level & Lift Decal	On Console Sheet Metal
650882	1	Wiper Decal	On Console Sheet Metal
650893	1	Diesel Start Decal	On Console Sheet Metal
650935	1	Speedometer Decal	On Console Sheet Metal
650954	1	Diesel Decal	On Speedometer Gauge
650957	1	Oil Decal	Near Fuel Filler Neck
650958	1	Gen Decal	On Console Sheet Metal
650967	1	Throttle Decal	On Console Sheet Metal
650968	1	Hydrostatic Decal	On Console Sheet Metal
650969	1	Spray Pressure Decal	On Console Sheet Metal
650970	1	Agitator Decal	On Console Sheet Metal
650973	1	Boom Spray Decal	On Console Sheet Metal
650981	1	Cooling System Decal	Near Radiator Cap
650982	1	Electrical System Decal	Right Hand Side of Oil Tank
650985	4	Wheel Bolt Torque Decal	On Each Wheel Rim



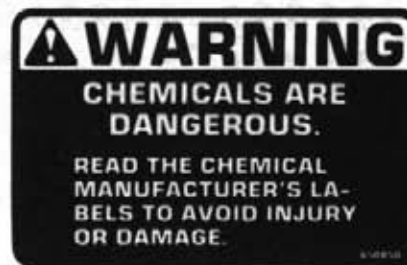
650847 - No Passenger Decal



650848 - Slip Or Fall Decal



650849 - Engine Fuel Decal



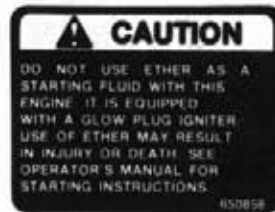
650850 - Chemicals Decal



650853 - Steering Console Decal



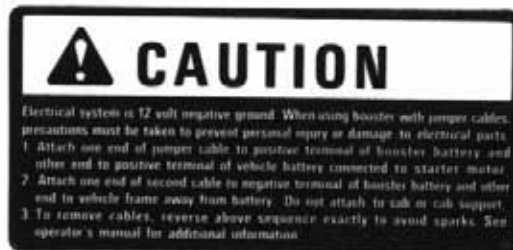
650851 - Shields Decal



650858 - Do Not Use Ether Decal



650852 - Read Manual Decal



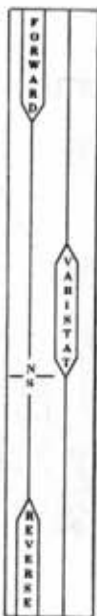
650982 - Electrical System Decal



650981 - Cooling System Decal



650954 - Diesel Decal



650968 - Hydrostatic Decal



650967 - Throttle Decal



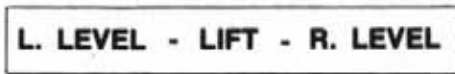
650957 - Oil Decal



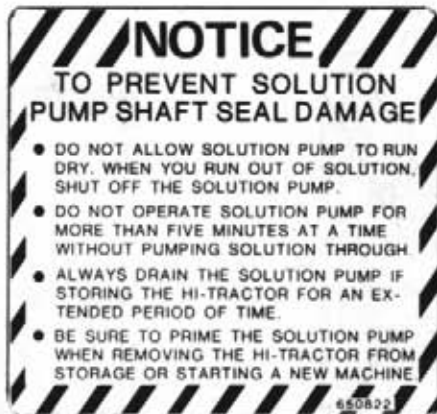
650969 - Spray Pressure Decal



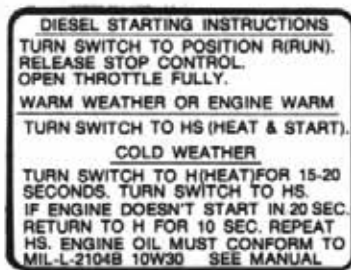
650970 - Agitation Decal



650869 - Boom Level And Lift Decal



650822 - Solution Pump Decal



650893 - Diesel Start Decal



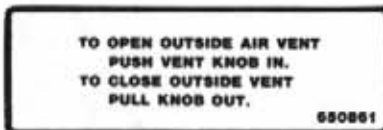
650882 - Wiper Decal




650958 - Gen Decal



650935 - Speedometer Decal




650861 - Vent Slide Decal




650973 - Boom Spray Decal




650868 - Boom Fold Decal



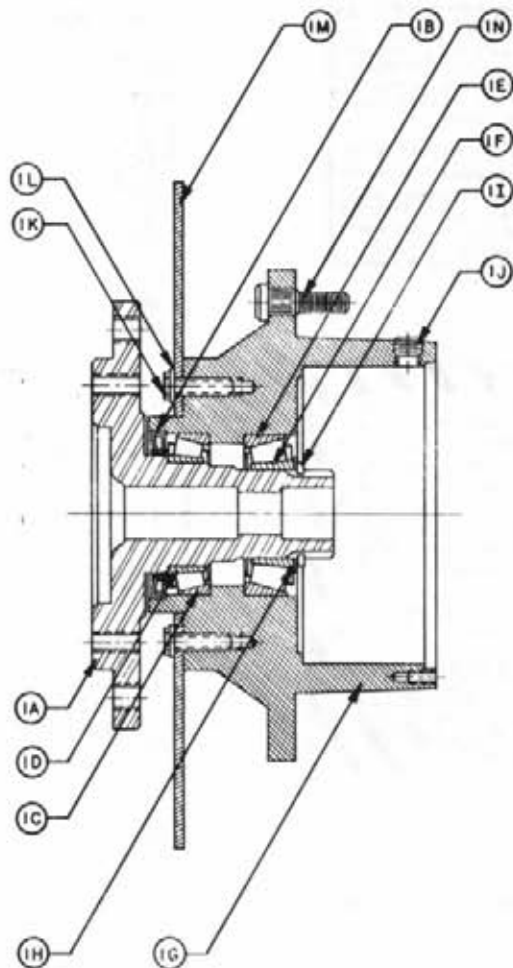
650985 - Wheel Bolt Torque Decal



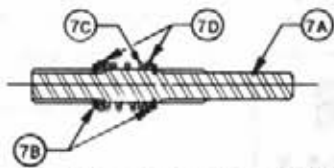
650814 - Park Brake Decal



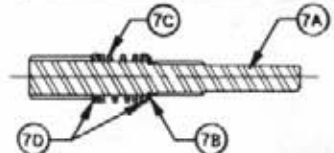
650302 - Sight Gauge Decal



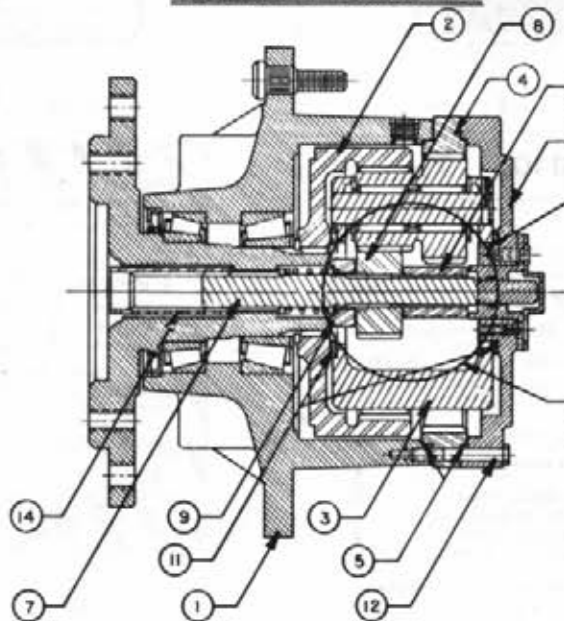
HUB-SPINDLE SUBASSEMBLY



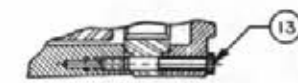
WIA INPUT SHAFT SUBASSEMBLY



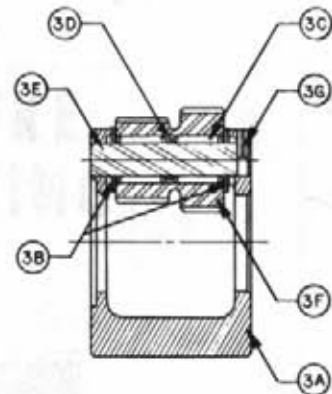
WIB INPUT SHAFT SUBASSEMBLY



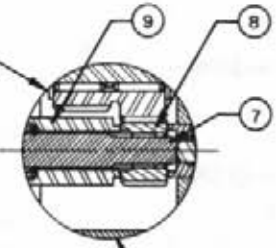
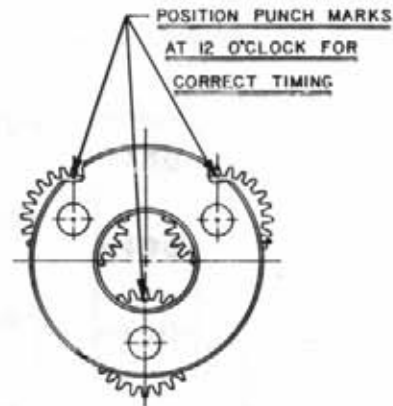
COMPLETE ASSEMBLY



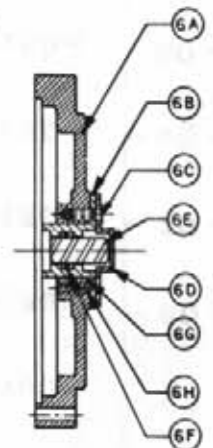
VIEW OF SHOULDER BOLT



CARRIER SUBASSEMBLY



30:35:68 TO 1 REDUCTIONS



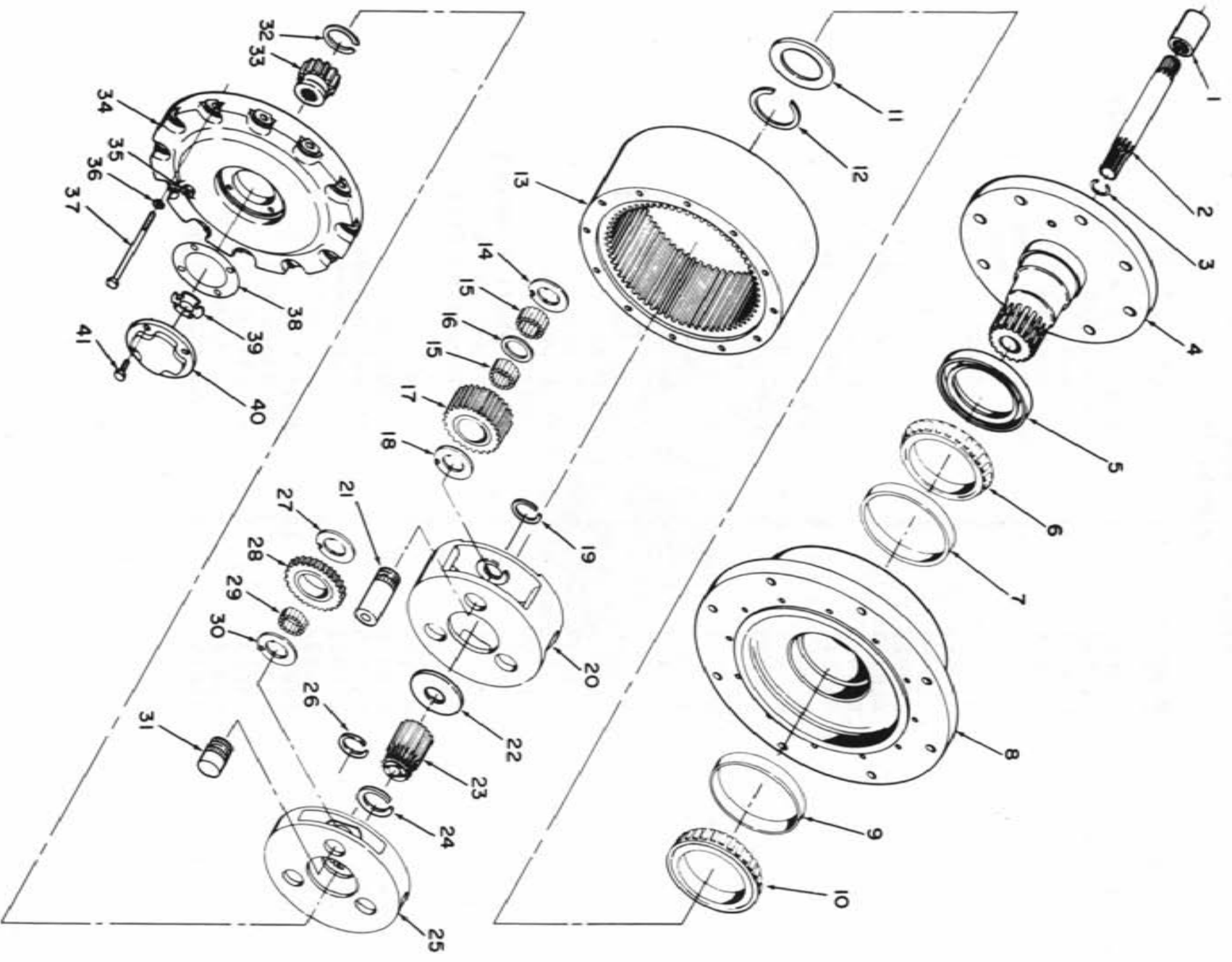
COVER SUBASSEMBLY

THIS DRAWING AND DESIGN IS THE PROPERTY OF / AND ALL PROPRIETARY RIGHTS ARE RESERVED TO / FAIRFIELD MFG. CO., INC. THE RECIPIENT AGREES NOT TO DISCLOSE TO ANY PERSON OR ORGANIZATION ANY INFORMATION REGARDING THE DESIGN OR MANUFACTURE OF THE ARTICLE REPRESENTED HEREON, OR USE SAME IN ANY WAY DETRIMENTAL TO THE INTEREST OF FAIRFIELD MFG. CO., INC.

DRAFTSMAN Beck		DATE 10-8-73	FAIRFIELD MFG. Co., INC. LAFAYETTE, IND. 47505
CHECKER			
PROJECT ENG.			TITLE SERVICE LITERATURE
RELEASED			SCALE: DRAWING NO. WIA & WIB

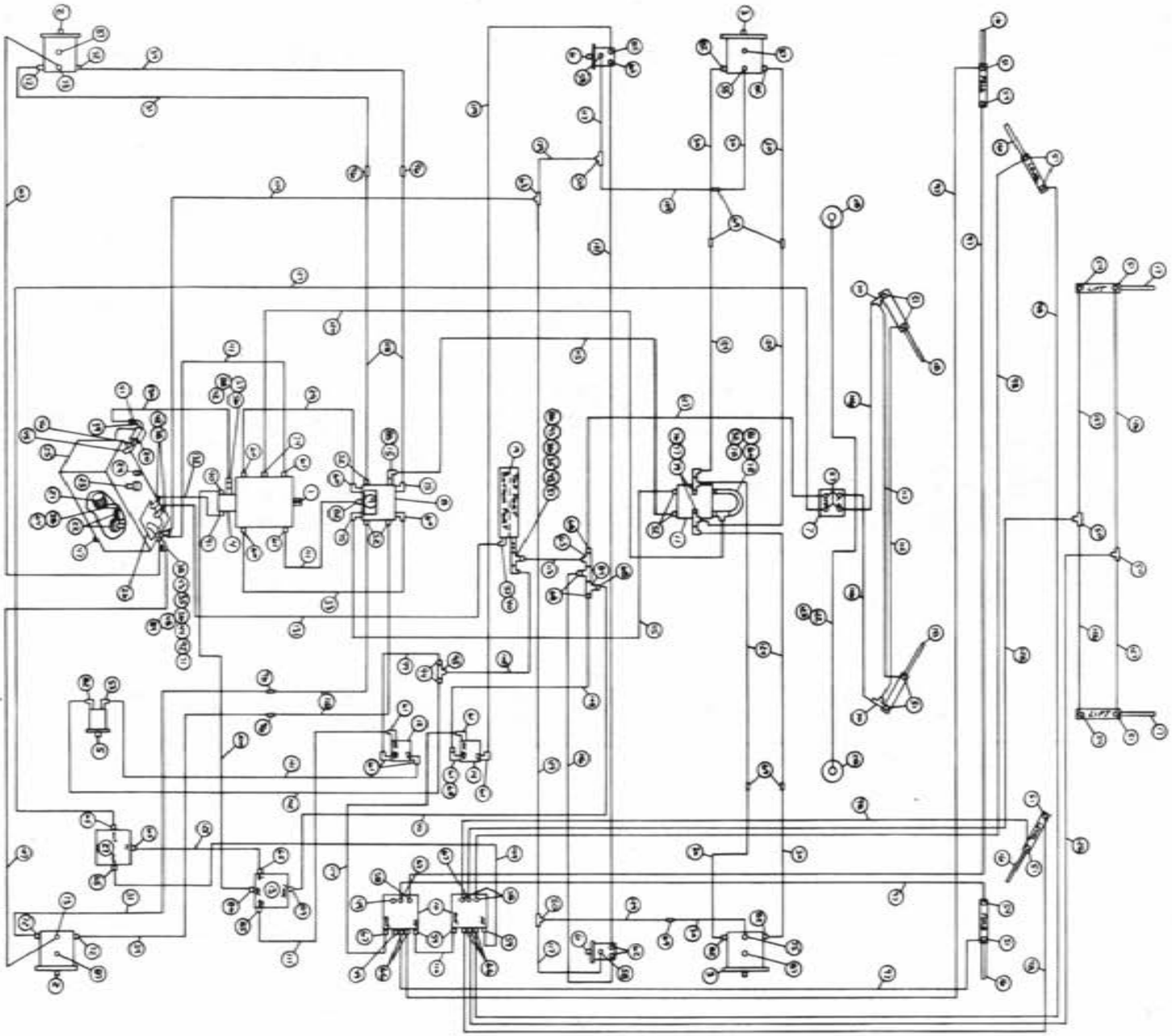
WHEEL DRIVE ASSEMBLY - 437617
W1A440118

<u>ITEM</u>	<u>PART NO.</u>	<u>QTY.</u>	<u>DESCRIPTION</u>
1	610156	1	Hub-Spindle Sub-Assembly
	1A	1	Spindle
	1B	1	Seal
	1C	1	Bearing Cup
	1D	1	Bearing Cone
	1E	1	Bearing Cup
	1F	1	Bearing Cone
	1G	1	Hub
	1H	1	Spacer
	1I	1	Retaining Ring
	1J	2	Pipe Plug
	1N	9	Stud
2	610148	1	Internal Gear
3	610912	1	Carrier Assembly
4	610929	1	Ring Gear
5	610903	2	O-Ring
6	610155	1	Cover Assembly
	6A	1	Cover
	6B	1	Cover Cap
	6C	4	Bolt
	6D	1	Disconnect Cap
	6E	1	Disconnect Rod
	6F	1	O-Ring
	6G	1	O-Ring
	6H	1	Pipe Plug
	6J	1	ID Plate
7	610158	1	Input Shaft Assembly
	7A	1	Input Shaft
	7B	2	Retaining Ring
	7C	1	Spring
	7D	2	Spacer
8	610919	1	Input Gear
9	610920	1	Thrust Spacer
10	610921	1	Thrust Spacer
11	610922	1	Thrust Washer
12	610930	12	Bolt
13	610923	4	Shoulder Bolt
14	610931	1	Coupling
16	610049	1	Flat Washer
17	610160	1	Retaining Ring



Power Wheel Assembly - 611030

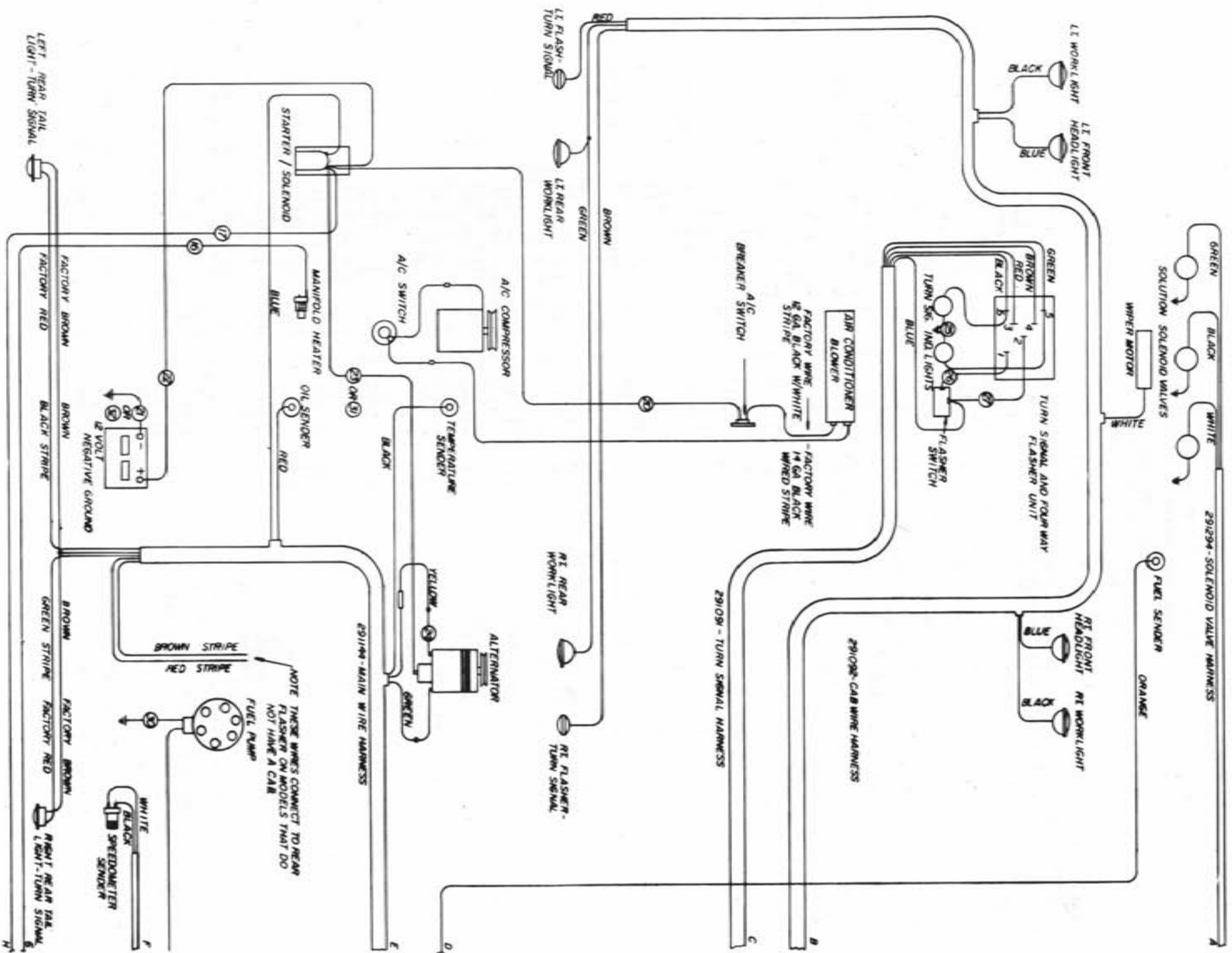
INDEX NO.	PART NUMBER	PART NAME	QUANTITY
1	610165	Internal Coupling	1
2	610166	Input Shaft Assembly	1
3	610167	Retaining Ring	1
4	610168	Spindle	1
5	129012	Oil Seal	1
6	610169	Bearing Cone	1
7	610170	Bearing Cup	1
8	610171	Hub	1
9	610172	Bearing Cup	1
10	610173	Bearing Cone	1
11	610234	Thrust Washer	1
12	610174	Retaining Ring	1
	610175	Retaining Ring	Use As Required
	610176	Retaining Ring	Use As Required
13	610202	Ring Gear	1
14	610203	Thrust Washer	3
15	610996	Needle Roller	96
16	610204	Separator	3
17	610997	Planet Gear	3
18	610203	Thrust Washer	3
19	610235	Retaining Ring	3
20	610237	Secondary Carrier	1
21	610238	Pinion Shaft	3
22	610239	Thrust Washer	1
23	610210	Large Sun Gear	1
24	610211	Retaining Ring	1
25	610241	Primary Carrier	1
26	610235	Retaining Ring	3
27	610203	Thrust Washer	3
28	610215	Planet Gear	3
29	610216	Needle Roller	48
30	610203	Thrust Washer	3
31	610242	Pinion Shaft	3
32	610243	Retaining Ring	1
33	611003	Small Sun Gear	1
34	610218	Large Cover	1
35	610244	Drain & Filter Plug	1
36	610206	3/8 Lock Washer	12
37	610220	3/8-16x5½ Hex Head Bolt	12
38	610221	Gasket	1
39	610995	Thrust Washer	1
40	610935	Small Cover	1
41	610245	5/16-18x3/4 Hex Head Bolt	4
	610240	Primary Carrier Assembly	
	610236	Secondary Carrier Assembly	

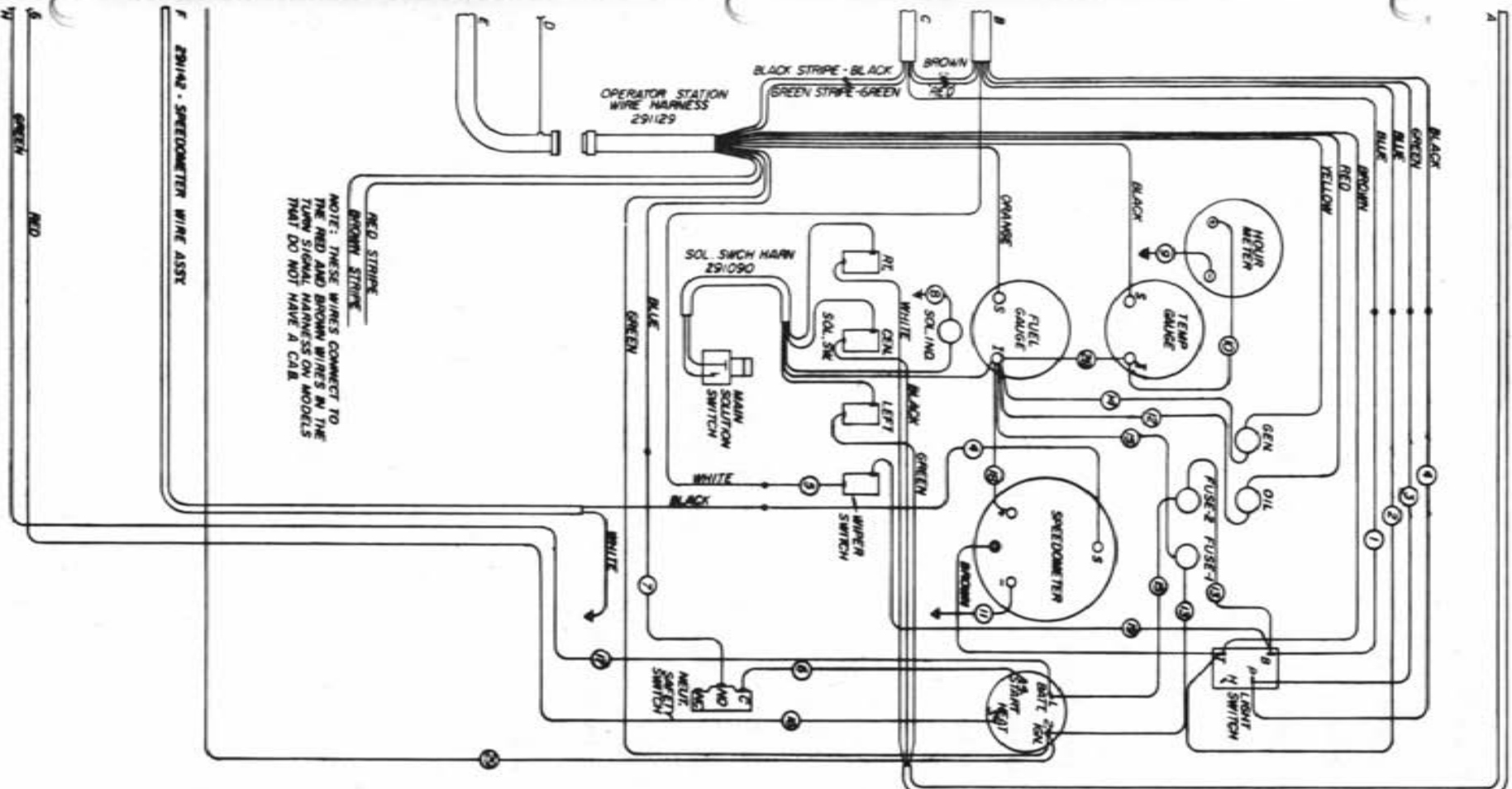


1986 8370 & 8380 Hydraulic Schematic
 REFERENCE DRAWING NO. 498214

SERIAL NUMBERS
 066068001 Thru 066068050
 066168001 Thru 066168050

Ref.	P/N	Qty.	Description	Ref.	P/N	Qty.	Description
1	606866	1	Sundstrand Series 23 Pump A-Mount	67	618440	3	9/16 MOR x 90° x 9/16 MJIC Long
2	610030	2	Sundstrand Series 18 Wheel Motor	68	618482	5	3/4 FJIC x 9/16 MJIC
3	610029	2	Sundstrand Series 15 Wheel Motor	69	618314	6	3/4 MJIC x 3/4 MJIC
4	610446	1	Cesna Pump 1.48 Cu. In.	70	618486	2	9/16 FJIC Swiv Run Tee x 9/16 MJIC
5	690341	1	Hydro Centrifugal Pump	71	618520	1	1/4 NPT Run Tee x 9/16 MJIC
6	610044	2	Barnes Agitator Motor	72	618302	4	1 5/16 MOR x 90° x 1 1/16 MJIC
7	749150	1	Steering Motor Non-Load Reacting	73	618496	2	3/4 MOR x 45° x 9/16 MJIC
8	615003	1	Large Manifold	74	618114	1	7/16 MOR x 90° x 9/16 MJIC
9	611013	1	Hydraulic Relief Valve Assembly	75	618248	2	1 1/16 MOR x 90° x 1 1/16 MJIC
10	606585	2	Cesna 3-Spool Valve	76	618301	2	7/8 MJIC x 90° x 7/8 MJIC Swiv
11	606003	1	Four Wheel Drive Selector Valve	77	618333	2	7/8 FJIC Swiv Run Tee x 7/8 MJIC
12	606818	1	Flow Control W/ Relief FCR51	78	618132	2	1 1/16 MOR x 7/8 FOR
13	607518	1	BGR56 Flow Divider With 7/8 MOR Ports	79	618535	2	1 1/16 MOR x 90° x 7/8 MJIC
14	606827	1	Agitator VFC FCR51 W/ 7/8 MOR Ports	80	611126	2	7/8 MOR x 7/8 MJIC
15	610028	1	16 Gal Flow Control	81	618287	1	7/8 MOR x 7/8 MJIC x 9/16 MJIC
16	620052	4	Fold & Level Cylinder	82	618241	7	3/4 MOR x 90° x 3/4 MJIC
17	620499	2	Lift Cylinder	83	618279	1	7/8 MOR x 90° x 1 1/16 MJIC
18	620080	2	Steering Cylinder	84	618451	3	3/4 FJIC Swiv Run Tee x 9/16 MJIC
19	618088	1	Oil Cooler	85	618327	1	7/8 MOR x 3/4 MJIC
20	605601	1	Gresen Filter 10 Micron 40 GPM	86	610305	1	3/4 NPT x 90° x 3/4 MJIC
21	605600	1	Michigan Filter	87	611159	4	3/4 MOR Pipe
22	605603	2	Line Diffuser	88	505110	1	1 NPT x 45° Street Elbow
23	611051	1	Pressure Cap	89	618011	1	3/8 NPT x 9/16 MJIC
24	614453	1	Oil Dipstick	90	611128	1	7/8 MOR x 90° x 7/8 MJIC
25	760097	1	Hydraulic Oil Tank	91	618563	1	1 1/16 MOR x 90° x 1 Hose Barb
26	760090	1	Receiver Plate Weldment	92	503000	1	1/2 NPT TO 1/4 NPT Reducer
27	607504	1	B50 Flow Divider 7/8 Ports	93	618059	1	3/4 NPT x 7/8 MJIC
28	620570	2	Leg Cylinder	94	618523	2	7/8 FJIC x 3/4 MJIC
29	615569	1	LH Hydraulic Tube Assy. Sund. Pump	95	618581	2	7/8 MJIC Union Tee
30	615594	6	Front Leg Hydraulic Tube Assembly	96	618529	4	1 1/16 MJIC x 45° x 1 1/16 FJIC SWIV
31	615598	2	RH Rear Leg Hydraulic Tube Assembly	97	614098	4	4CIA-6FJX-6FJX-201
32	614198	1	Four Wheel Drive 0-Tube Assembly	98	614154	4	4C1T-6FJX-6FJX-221
33	615568	1	RH Hydraulic Tube Assy. Sund. Pump	99	614382	1	8C1T-8FJX-8FJX-40
34	615599	2	LH Rear Leg Hydraulic Tube Assembly	100	610325	1	10C1T-10FJX-10FJX-105
35	504702	2	3/4 NPT Close Nipple	101	614547	1	8C1T-8FJX-8FJX90-114
36	504955	2	3/4 NPT Pipe Tee	102	614548	1	8C1T-8FJX-8FJX90-120
37	505200	3	1 NPT x 90° Street Elbow	103	614549	1	6C1T-6FJX-6FJX-140
38	506310	4	1 NPT x 90° Elbow	104	614425	1	8C1T-8FJX-8FJX-132
39	505400	4	1 1/4 NPT x 90° Street Elbow	105	615511	1	10C1T-10FJX-10FJX-60
40	618138	1	1 NPT x 90° x 1 Hose Barb	106	615442	2	4C1T-6FJX-6FJX-55
41	715664	1	1 1/4 NPT x 1 Hose Barb	107	615449	1	6C1T-6FJX-6FJX-126
42	714560	3	1 NPT x 1 Hose Barb	108	616028	1	4CIA-6FJX-6FJX-47
43	505213	2	1 NPT TO 3/4 NPT Reducer	109	616026	1	4CIA-6FJX-6FJX-37
44	5064210	1	3/4 NPT No. 1/2 NPT Reducer	110	616042	2	4C1T-6FJX-6FJX-13
45	506303	1	1 1/4 NPT x 90° Elbow	111	615465	3	8C1T-8FJX-8FJX-33
46	506602	1	1 1/4 NPT x 2 1/2 Pipe Nipple	112	616039	2	4CIA-6FJX-6FJX-19
47	501102	1	1/4 NPT Pipe Plug	113	614368	2	8C1T-8FJX-8FJX-60
48	610300	1	3/4 NPT x 3/4 MJIC	114	615473	1	6C1T-6FJX-8FJX-18
49	610185	2	9/16 MOR Plug	115	615589	2	8TWM-12FJX-12FJX-126
50	610193	4	9/16 MJIC Bulk Head Tee	116	614076	1	4C1T-6FJX-6FJX-119
51	611122	12	1/4 NPT x 90° x 9/16 MJIC	117	615475	2	4C1T-6FJX-6FJX45-78
52	611127	5	1 1/16 MOR x 1 1/16 MJIC	118	611141	4	12TWM-12FJX-12MJ-53
53	611145	1	1/2 NPT x 90° x 3/4 MJIC	119	615454	1	6C1T-8FJX-8FJX90-147
54	614365	4	Restrictor Elbow Assembly	120	614101	1	4CIA-6FJX-6FJX-133
55	618443	2	3/4 MOR x 90° x 3/4 MJIC	121	614159	1	4C1T-6FJX-6FJX-169
56	618090	1	1 5/16 MOR x 1 NPT	122	615495	1	8C1T-8MBX90-8MBX90-126 (8380)
57	618109	4	3/4 MOR x 9/16 MJIC	123	615283	1	8C1T-8MBX90-8MBX90-102 (8370)
58	618119	5	9/16 MOR x 90° x 9/16 MJIC	124	615596	4	8C2AT-8FJX90-10FJX-76
59	618126	3	9/16 MOR x 9/16 MJIC	125	615452	4	6C1T-6FJX-6FJX-16
60	618178	4	1 5/16 MOR x 90° x 1 5/16 MJIC	126	611208	2	4CIA-6FJX-6FJX-98
61	618183	3	7/8 MOR x 90° x 3/4 MJIC	127	611204	4	4C1T-6FJX-6FJX-78
62	618115	8	3/4 MOR x 90° x 9/16 MJIC	128	611206	2	4C1T-6FJX-6FJX-66
63	618311	2	3/4 MJIC Union Tee	129	615444	4	6C1T-6FJX-8FJX90-60
64	505203	4	1 NPT x 4 Pipe Nipple	130	601193	1	1 I.D. 2-Braid Red Hose x 42
65	618310	1	7/8 MOR x 9/16 MJIC	131	601255	1	1 I.D. 2-Braid Red Hose x 104
66	618425	5	9/16 MOR x 45° x 9/16 MJIC	132	601256	1	1 I.D. 2-Braid Red Hose x 31





571	290111	GROUND STRAP	82504
511	291180	10 GA. RED * 15"	82501
541	291220	12 GA. BLACK * 14"	
291	291688	12 GA. RED * 24"	
291	291435	16 GA. RED * 6"	
271	291109	14 GA. RED * 5"	
291	291108	14 GA. BLUE * 5"	
291	291107	14 GA. YELLOW * 8"	
291	291029	10 GA. BLUE * 30"	(83701 83801)
281	290052	56" BATTERY CABLE	
211	291129	40" BATTERY CABLE	(83701 83801)
201	291141	10 GA. WHITE * 135"	
191	291422	16 GA. RED * 12"	
181	291484	14 GA. RED * 3"	
171	291146	10 GA. GREEN * 110"	
161	291145	12 GA. RED * 130"	
152	291443	14 GA. RED * 10"	
141	291442	16 GA. RED * 9"	
132	291441	14 GA. GREEN * 9"	
121	291440	16 GA. RED * 6"	
111	291421	16 GA. GREEN * 6"	
101	291140	16 GA. WHITE * 6"	
91	291139	16 GA. WHITE * 6"	
81	291138	16 GA. WHITE * 10"	
71	291137	14 GA. BLUE * 6"	
61	291136	14 GA. BLUE * 12"	
51	291135	14 GA. WHITE * 5"	
42	291134	14 GA. BLACK * 5"	
31	291133	14 GA. GREEN * 5"	
21	291132	14 GA. BLUE * 5"	
11	291131	14 GA. BLUE * 10"	

498206
 WIRING DIAGRAM - 8370 - DIESEL - 1985
 PERKINS
 8380
 8250

Use: 944, 648
 Revision: Date: E-1-84

ABBREVIATIONS

ADPTR - Adapter
DET - Detail
FNPT - Female National Pipe Thread
FOR - Female O-Ring
MJIC - Male J.I.C.
MOR - Male O-Ring
P/N - Part Number
QTY - Quantity
REF - Reference
REQ - Required
ST - Street
SWIV - Swivel
UNC - Unified National Course (Thread)
UNF - Unified National Fine (Thread)
W/ - With
WLD - Weldment

-A-

Adaptor Plug.....37
 Agitator
 Impeller.....34
 Motor Mount.....34
 Shaft.....34
 Air Cleaner.....11
 Band.....11
 Cap.....11
 Filter.....11
 Hose.....11
 Air Conditioner.....9
 Compressor.....9
 Conensor.....9
 Dryer.....9
 Evaporator.....24
 Air Slide.....24
 Alternator.....4
 Bushing.....4
 Arm,
 Steering.....14
 Wiper.....22

-B-

Band, Air Cleaner.....11
 Battery.....8
 Box.....8
 Cable.....8
 Hold Down.....8
 Bearing, Leg.....14
 Belt.....4,9
 Blade, Wiper.....22
 Boom.....41
 Bumper.....41
 Brace, Leg.....14
 Bracket,
 Exhaust Pipe.....10
 Throttle Cable.....5
 Brake,
 Cable.....15,23
 Disc.....15
 Lever.....23
 Pad.....15
 Retainer Clip.....15
 Break-Away.....40
 Bushing, Alternator.....4

-C-

Cab.....22
 Roof.....24
 Cable,
 Battery.....8

Brake.....15,23
 Ground.....5
 Hydrostatic.....28
 Throttle.....29

Cap,
 Air Cleaner.....11
 Fuel.....20
 Hub.....18
 Pressure.....21
 Radiator.....12
 Steering Wheel.....26
 Catwalk.....35
 Cessna Hydraulic Pump.....7
 Circuit, Breaker.....30
 Clamp,
 Leg.....14
 Muffler.....10
 Column, Steering.....26
 Console.....30
 Control Arm Throttle.....5
 Control Lever.....28
 Extension.....7
 Mount.....28
 Coupler, Half.....34
 Cover, Worklight.....22
 Cropsfield.....46
 Cylinder,
 Fold.....40,43
 Leg.....14,17
 Level.....40,43
 Lift.....40,42
 Steering.....17

-D-

Diffuser, Line.....21
 Dip Stick.....21
 Disc,
 Brake.....15
 Friction.....29
 Sensor.....15
 Door.....25
 Catch slide.....25
 Drain Cock, Radiator.....12
 Drive, Sundstrand.....5

-E-

Electric Valve.....36
 Engine.....4,5
 Mount.....5
 Exhaust Pipe.....10
 Bracket.....10

Extension	
Control Lever.....	7
Transom.....	40

-F-

Fan.....	4
Spacer.....	4
Filter	
Air Cleaner.....	11
Oil.....	5, 21
Flasher	
Light.....	22
Switch.....	26
Flex Disk.....	34
Flow Control.....	6
Valve.....	33
Flow Divider.....	13
Foam.....	27
Fold Cylinder.....	40, 43
Friction Disc.....	29
Front Leg.....	14
Fuel	
Cap.....	20
Gauge.....	30
Sender.....	20
Tank.....	20
Fuse Holder.....	30

-G-

Gasket	
Charge Pump.....	7
Fuel Sender.....	20
Receiver Plate.....	21
Tank Lid.....	35
Gauge,	
Fuel.....	30
Pressure.....	36
Temperature.....	30
Gland Packing.....	34
Glass, Cab.....	22, 25
Grease Seal.....	18
Ground	
Cable.....	5
Strap.....	23
Gusset, Cab Roof.....	24

-H-

Handle,	
Selector Valve.....	31
Valve.....	32
Headlight.....	22

Hinge Pin.....	40
Hold Down, Battery.....	8
Hose,	
Air Cleaner.....	11
Radiator.....	5
Hosing, Solution.....	47
Hour Meter.....	30
Housing Mount A/C.....	24
Hub.....	18
Brake.....	15
Cap.....	18
Hydraulic	
Cylinder.....	14
Manifold Mount.....	6
Relief Valve.....	6
Schematic.....	56
Tank.....	21
Tube.....	6, 14, 15, 31
Hydrostatic Cable Mount.....	4

-I-

Ignition Switch.....	30
Impeller, Agitator.....	34
Indicator Light.....	30
Insulator Pad.....	5

-L-

Ladder.....	44
Leg	
Clamp.....	14
Cylinder.....	16
Cylinder Mount.....	14
Front.....	14
Rear.....	15
Level	
Cylinder.....	40, 43
Throttle.....	29
Liftarm.....	40
Lift Cylinder.....	40, 43
Light Switch.....	30
Line Diffuser.....	21
Link, Valve Handle.....	32

-M-

Manifold,	
Large.....	6
Solution.....	36
Meter Hour.....	30
Micro Switch.....	28
Mirror, Rear View.....	22
Motor	
Hydraulic.....	34

Motor	
Mount, Agitator.....	34
Steering.....	26
Wheel.....	14,15
Windshield Wiper.....	22

Mount,	
A/C Housing.....	24
Brake Hub.....	15
Control Lever.....	28
Engine.....	5
Flow Control.....	33
Hydraulic Manifold.....	6
Hydrostatic Cable.....	4
Leg Cylinder.....	14
Liftarm.....	40
Radiator.....	12
Seat.....	23
Sensor.....	15
Throttle Cable.....	29
3-Spool Valve.....	32
Muffler.....	10
Clamp.....	10

-O-

Oil	
Cooler.....	12
Filter.....	5,21
Pressure Sender.....	5
Tank Strap.....	21
Operator Station.....	23

-P-

Pad,	
Brake.....	15
Engine.....	23
Insulator.....	5
Panel, Operator Station.....	23
Pin, Hinge.....	40
Pivot, Steering.....	18
Plug, Rubber.....	30
Power Wheel.....	15
Pressure	
Cap.....	21
Gauge.....	36
Pump,	
Cessna.....	7
Charge.....	7
Solution.....	37
Sundstrand.....	7

-R-

Radiator.....	12
Cap.....	12
Hose.....	5

Mount.....	12
Tube.....	5
Rear Leg.....	15
Rear View Mirror.....	22
Retainer Clip, Brake.....	15
Rim.....	45
Riser, Radiator.....	12
Roof, Cab.....	24
Rubber Hook.....	38

-S-

Screen, Slide.....	12
Seal	
Grease.....	18
Kit.....	6,16,17,42,43
Seat.....	23
Mount.....	23
Sender	
Fuel.....	20
Oil Pressure.....	5
Temperature.....	4
Sensor,	
Disc.....	15
Mount.....	15
Speedometer.....	15
Shaft, Agitator.....	34
Sheet Metal.....	38,39
Shield,	
Indicator Light.....	30
Tank.....	35
Wheel Motor.....	15
Shroud.....	12
Slow Moving Vehicle Sign.....	39
Solution,	
Hosing.....	47
Manifold.....	36
Pump.....	37
Tank.....	35
Spacer,	
Fan.....	4
Throttle Bracket.....	5
Windshield Wiper.....	22
Speedometer.....	30
Spring.....	29
Stalk Guide.....	46
Steering	
Arm.....	14
Column.....	26
Cylinder.....	17
Motor.....	26
Pivot.....	18
Wheel.....	26
Wheel Cap.....	26
Step, Operator Station.....	23

Strap,	
Oil Tank.....	21
Ground.....	23
Sundstrand	
Drive.....	5
Pump.....	7
Switch,	
Dimmer.....	23
Flasher.....	26
Ignition.....	30
Light.....	30
Micro.....	28
Toggle.....	30

Wheel	
Motor.....	5,14
Motor Shield.....	15
Power.....	15
Steering.....	26
Windshield Wiper Motor.....	22
Wiper Blade.....	22
Wiring Diagram.....	58,59

-P-

Taillight.....	39
Tank	
Fuel.....	20
Hydraulic.....	21
Latch.....	35
Lid.....	35
Shield.....	35
Solution.....	35
Temperature	
Gauge.....	30
Sender.....	4
Throttle	
Bracket Spacer.....	5
Control Arm.....	5
Lever.....	29
Throttle Cable.....	29
Bracket.....	5
Mount.....	29
Tie Rod.....	19
Tire.....	45
Toggle Switch.....	30
Torque Hub.....	14
Transom.....	40
Extension.....	40
Tread Adjustment.....	44
Tube,	
Hydraulic.....	6,14,15,31
Radiator.....	5

-V-

Valve,	
Cessna 3-Spool.....	32
Electric.....	36
Flow Control.....	33
Gresen Selector.....	31
Handle.....	32
Hydraulic Relief.....	6