

PARTS MANUAL

FOR

HAGIE MODEL 8370 & 8380

HAGIE MANUFACTURING COMPANY

BOX 273 CLARION, IOWA 50525

(515) 532-2861

COVERS MACHINE SERIAL NUMBERS:

096788001 THRU 096788100

&

096888001 THRU 096888100

4-88 493112

SPRAYER IDENTIFICATION

Each Hagie sprayer is identified by means of a frame serial number. This serial number denotes the model, year in which it was built, and the number of the sprayer. As for further identification, the engine has a serial number, the hydrostatic pump has a serial number, the wheel motors have identification tags, and the planetary hubs have identification plates that describe the type of mount and and gear ratio. To insure prompt, efficient service when ordering parts or requesting service repairs from Hagie Manufacturing Company, record the serial and identification numbers in the space provided below.

SPRAYER SERIAL NUMBER

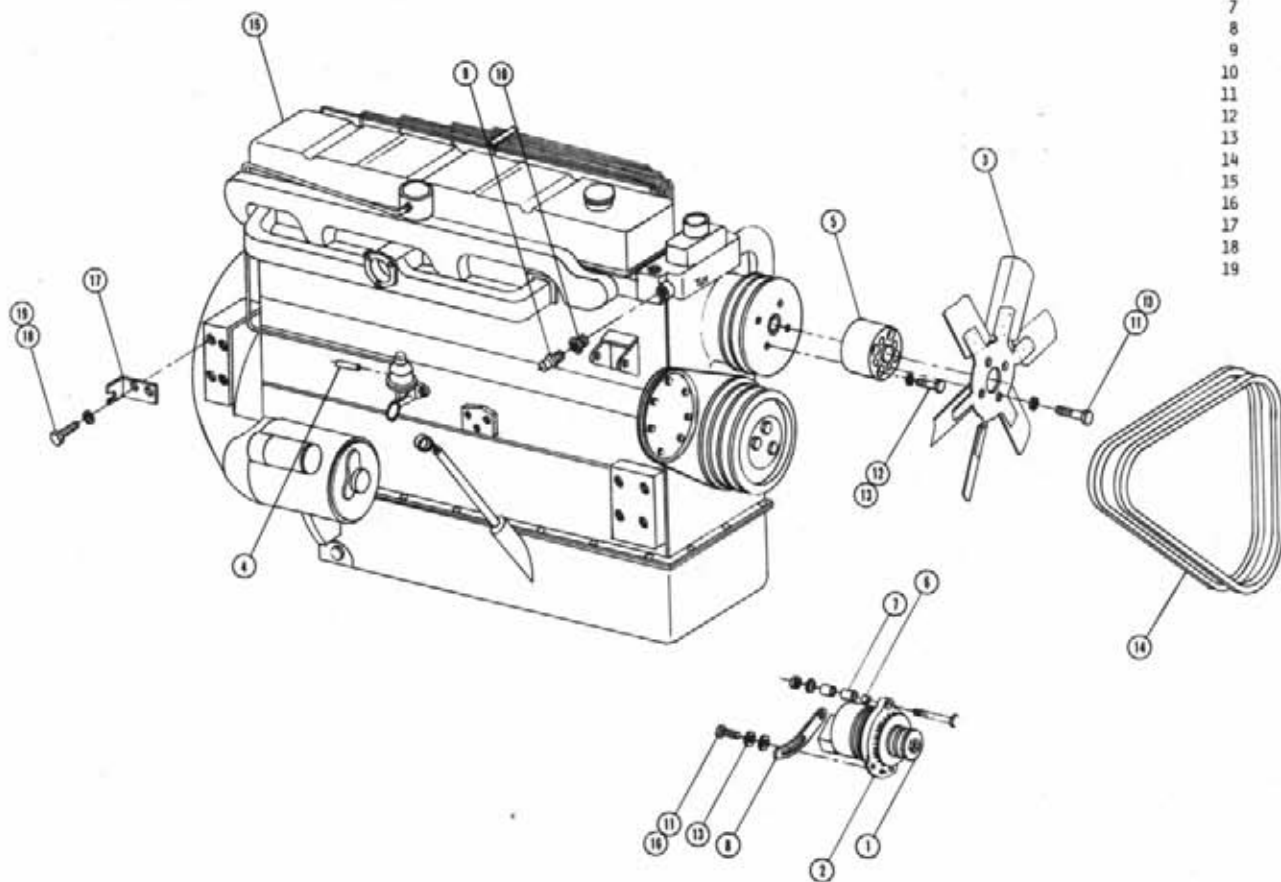
ENGINE SERIAL NUMBER

TABLE OF CONTENTS

Engine Assembly.....	4-11
Radiator & Oil Cooler Assembly.....	12
Flow Divider.....	13
Leg Assembly.....	14-16
Steering Cylinder.....	17-18
Tie Rod Assembly.....	19
Fuel And Oil Tank.....	20-21
Operator Station.....	22-30
Four Wheel Drive Valve.....	31
Three-Spool Valve Assembly.....	32
Variable Flow Control.....	33
Solution System.....	34-37
Sheet Metal.....	38-39
Transom, Boom, & Lift.....	40-43
Ladder And Tread Adjustment.....	44
Tire And Rim Assembly.....	45
Stalk Guide And Cropshield.....	46
Solution Hosing Diagram.....	47
Decals.....	48-51
Planetary Gear Assembly.....	52-55
Hydraulic Schematic.....	56-57
Electrical Schematic.....	58-59
Abbreviations.....	60
Index.....	61

DIESEL ENGINE ASSEMBLY

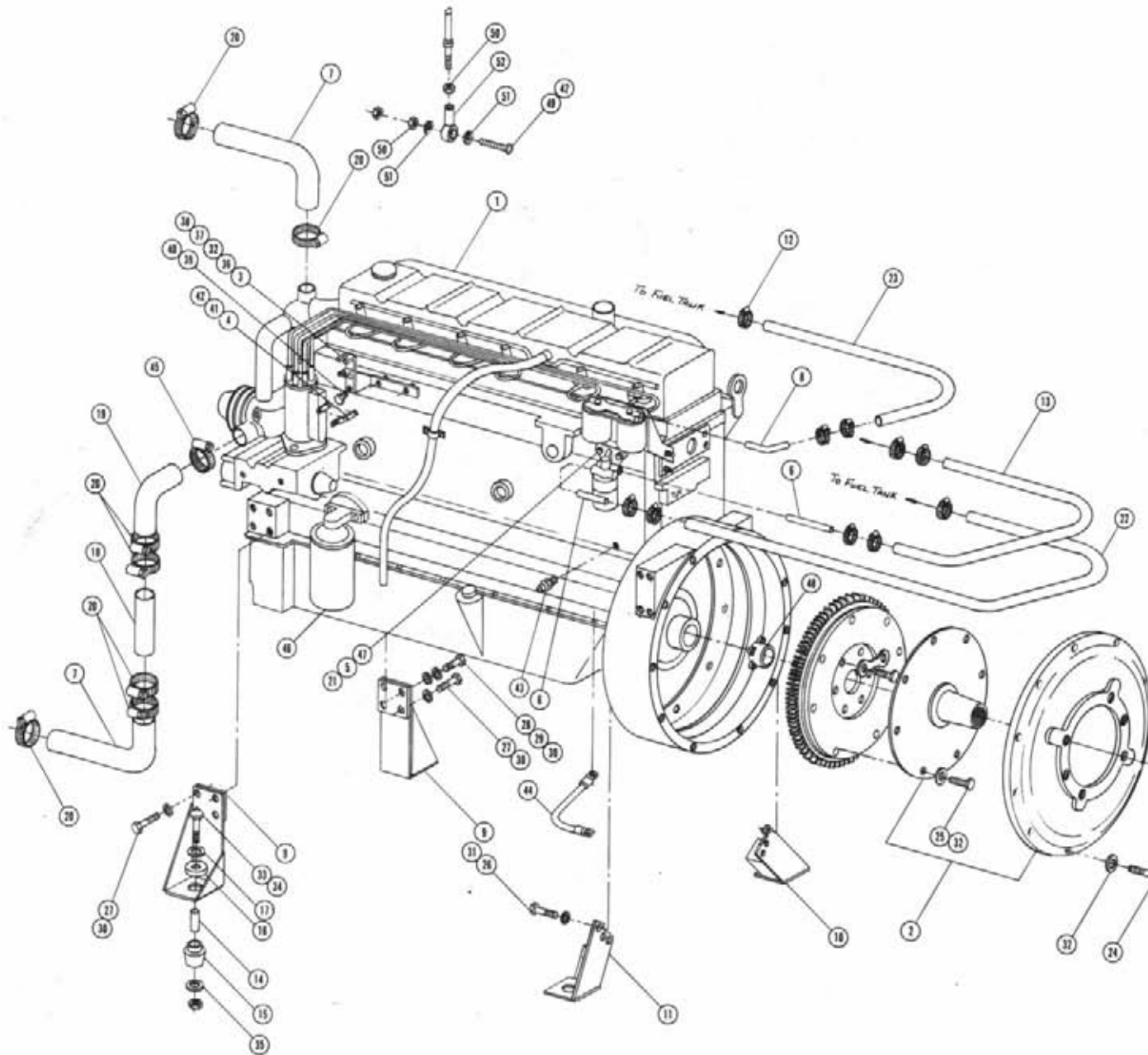
Det.	Qty.	P/N	Description
1	1	140065	5/8 Bore x 3 1/4 O.D. Sheave
2	1	310093	55 Amp Alternator
3	1	314435	19 In. Puller Fan With 2 1/4 Pitch
4	1	314527	Fuel Pump Hose Barb
5	1	314792	Fan Spacer
6	1	314742	Alternator Bushing - Small
7	1	314744	Alternator Bushing - Large
8	1	314743	Alternator Adjustment Bracket
9	1	314437	Temperature Sender
10	1	503012	1/2 to 1/8 Reducer Bushing
11	5	900065	5/16 UNC x 1 Hex Bolt
12	4	900103	5/16 UNF x 2 Hex Bolt
13	9	920501	5/16 Lock Washer
14	2	140022	Gates Belt N9530
15	1	314793	Perkins Engine
16	1	920001	5/16 Flat Washer
17	1	606851	Hydrastatic Cable Mount
18	2	900263	1/2 UNC x 1 Hex Bolt
19	2	920504	1/2 Lock Washer



DIESEL ENGINE ASSEMBLY

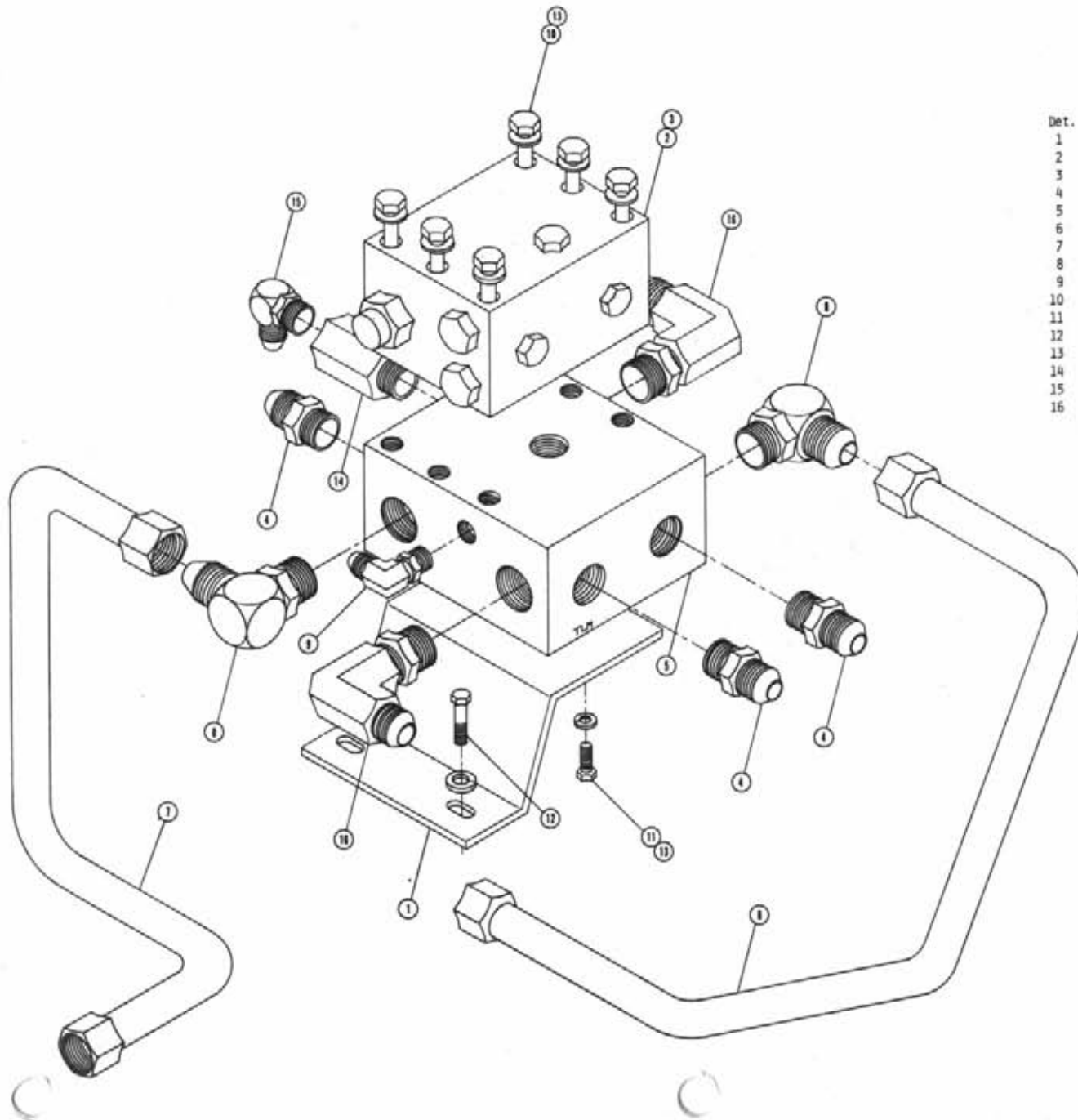
DET. QTY PART NO. DESCRIPTION

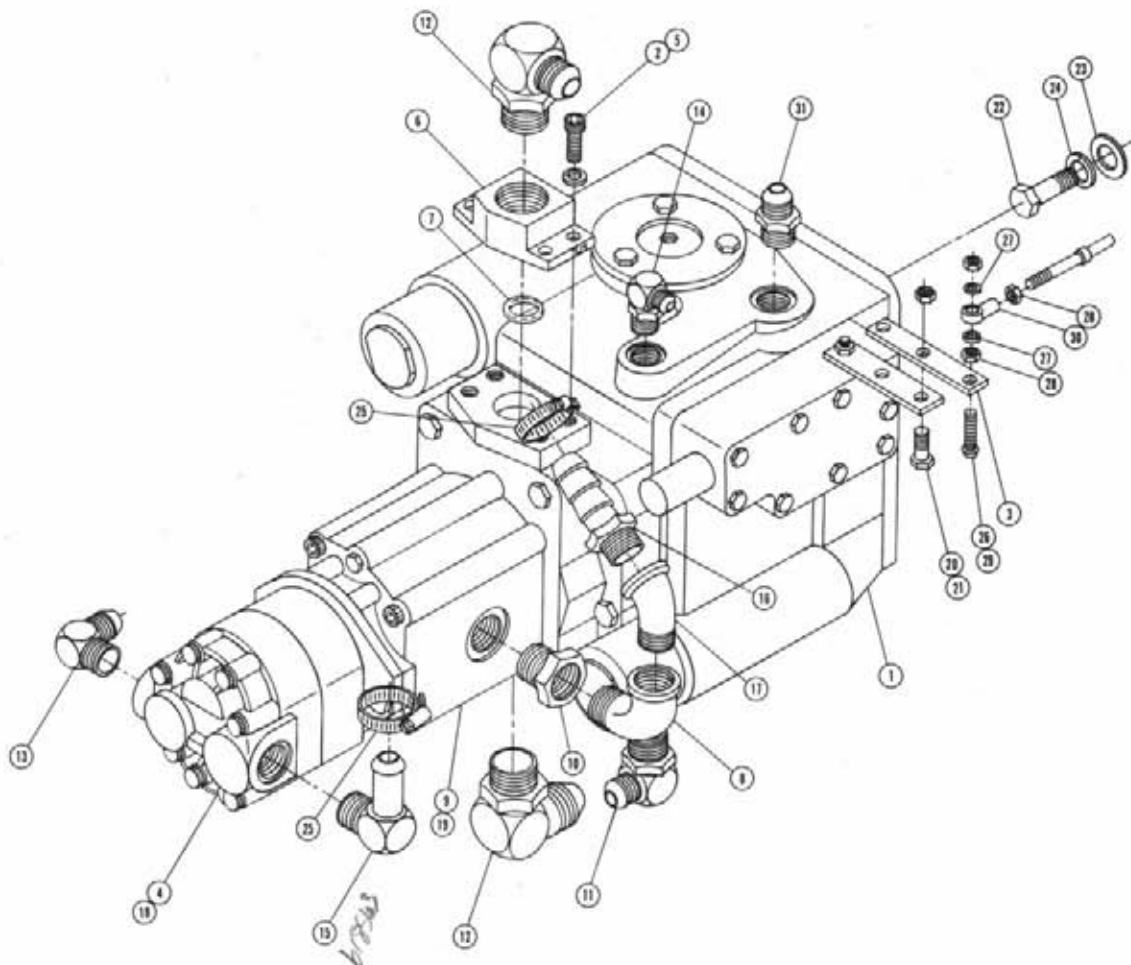
1	1	314793	PERK 6.354 ENGINE
2	1	800472	PERK 4.256 TO SUND DRIVE ASSY
3	1	314520	THROT CABLE BRKT WLD PERK
4	1	314546	THROT CONT ARM
5	1	920501	LOCK WASH 5/16
6	1	314527	FUEL FLT H BARB
7	2	314547	TOP RADIATOR HOSE
8	1	314552	1/4 OD HOSE BARB
9	2	314772	FRT ENG MT WLD
10	1	314776	RH REAR ENG MT WLD
11	1	314777	LH REAR ENG MT WLD
12	10	520120	HOSE CLAMP NO 4 MINIATURE PLT
13	1	601141	HOSE 5/16 X 20 FUEL LINE
14	1	310046	SLEEVE 6 SPACER REAR MT
15	1	310047	LWR INSULATOR
16	1	310048	INSULATOR PAD ASSY
17	1	310631	LARGE KEEPER WASHER
18	1	314448	2.00 OD X 14GA WA TUBE X 8.00
19	1	314551	BOT WATER PUMP HOSE
20	2	520068	HOSE CLAMP NO 32 PLATED
21	2	920001	5/16 FLAT WASHER SAE PLT
22	2	601257	HOSE 5/16 X 120 IN FUEL LINE
23	1	601263	FUEL LINE HOSE
24	1	900130	3/8 UNC X 1 1/4 HEX BOLT
25	1	900163	3/8 UNF X 1 HEX BOLT
26	1	900264	1/2 UNC X 1 1/4 HEX BOLT
27	1	900333	5/8 UNC X 1 1/2 HEX BOLT
28	1	900335	5/8 UNC X 2 HEX BOLT
29	1	920005	5/8 FLAT WASH SAE
30	1	920505	LOCK WASHER 5/8
31	1	920504	LOCK WASH 1/2
32	2	920502	LOCK WASH 3/8
33	4	900272	1/2 UNC X 3 1/2 HEX BOLT
34	4	914008	1/2 UNC STOVER NUT
35	1	483041	1/2 REGULAR FLAT WASH PLT
36	1	900821	58UNF X 2 H BOLT GR5 PLT
37	1	615287	THROTTLE BRKT SPACER
38	1	340330	BUSH .38 SCH 40 BP X 1.25 LG
39	1	900002	1/4 UNC X 3/4 H BOLT GR5 PLT
40	1	914000	1/4 UNC STOVER NUT
41	1	903889	10-32 X 3/4 SLT RDHD MACH SCR
42	2	914027	NO 10-32 STOVER NUT
43	1	314788	OIL SENDER 125NPT PERK6.3544
44	1	900051	SOLENOID CABLE 12 IN LONG
45	1	520059	HOSE CLAMP NO 40 PLATED
46	1	314540	OIL FLT PERK 6CYL DIESEL
47	2	900099	BOLT 5/16 UNF X 1 HM GR5 PLT
48	1	800481	DRIVE DISK ADPTR HSGN PERKING
49	1	903895	10 32 X 1 SLT RD HD MACH SCR
50	1	910027	HEX NUT NO 10 UNF
51	2	920510	LOCK WASH NO 10
52	1	473921	BALL JOINT NO 10-32 THD



HYDRAULIC MANIFOLD ASSEMBLY

Det.	Qty.	P/N	Description
1	1	606849	Hydraulic Manifold Mount
2	1	611009	Seal Kit
3	1	611013	Hydraulic Relief Valve Assembly
4	3	611127	1 1/16 MOR x 1 1/16 MJIC
5	1	615003	Large Manifold
6	1	615568	Right Hydraulic Tube
7	1	615569	Left Hydraulic Tube
8	2	618178	1 5/16 MOR x 90° x 1 5/16 MJIC
9	1	618241	3/4 MOR x 90° x 3/4 MJIC
10	6	900075	5/16 UNC x 3 3/4 Hex Bolt
11	2	900065	5/16 UNC x 1 Hex Bolt
12	2	900196	7/16 UNC x 1 1/4 Hex Bolt
13	8	920501	5/16 Lock Washer
14	1	610028	Flow Control
15	1	618279	7/8 MOR x 90° x 1 1/16 MJIC
16	2	618248	1 1/16 MOR x 90° x 1 1/16 MJIC

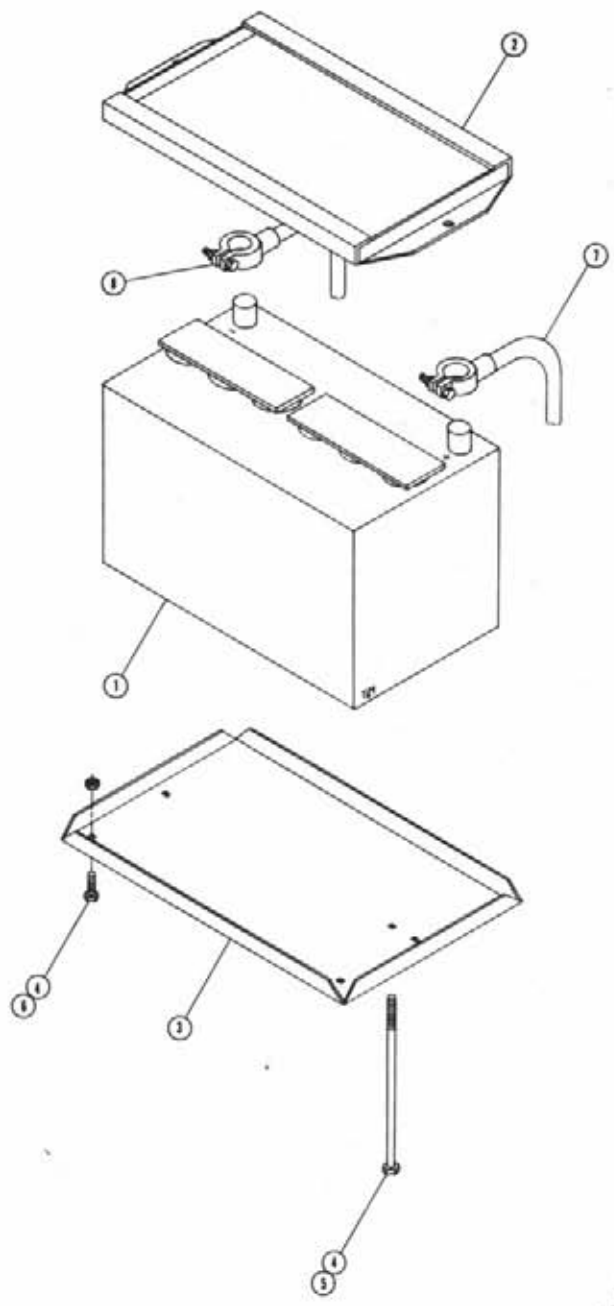




SUNDSTRAND PUMP ASSEMBLY

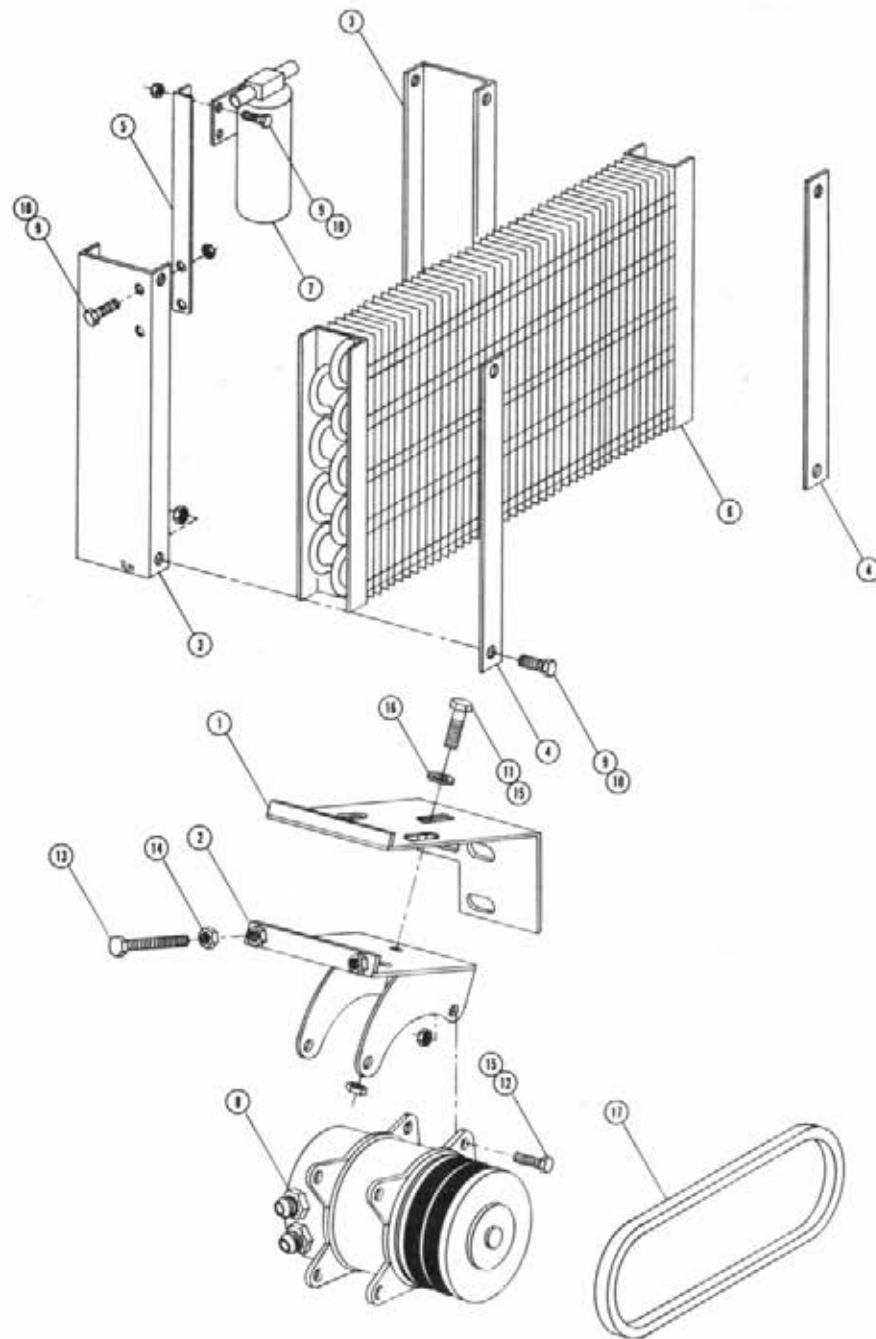
DET. QTY PART NO. DESCRIPTION

1	1	606866	SUND 23 SER PUMP A-MT 1.06CHG
2	8	472243	CAP SCREW 3/8 UNCX1 3/4 ALLEN
3	1	606848	PUMP CONTROL LEVER EXT
4	1	610446	CESSNA PUMP 1.48CI SPLINED
5	8	618167	LOCK WASHER FOR 4BOLT FLG
6	2	618176	1 5/16FOR 4-BOLT FLANGE. LESS
7	2	870219	BUNA ORING 1 5/16 X 1 9/16
8	1	505200	BLK PIPE ST EL 90DEG INPT
9	1	606867	SUND 1.06 CHG PUMP FOR 606866
10	1	618090	1 5/16MOR-1FNPT ADPTR
11	1	618183	3/4MJIC-90-7/8MOR LBD
12	2	618178	1 5/16MJIC-90-1 5/16MOR LBD
13	1	611128	7/8MJIC-90-7/8MOR LBD
14	1	618114	9/16MJIC-90-7/16MOR LBD
15	1	618563	1IN HOSE BARB-90-1 1/16MOR
16	1	714560	1 HOSE BARB-1MNPT
17	1	505110	BLK PIPE ST EL 45DEG INPT
18	1	618261	3 3/8 X 3 1/4 O-RING
19	1	610387	O-RING FOR SUND AUX TO CHGMP
20	2	900003	1/4 UNC X 1 HEX BOLT
21	2	914000	1/4 UNC STOVER NUT
22	4	900265	1/2 UNC X 1 1/2 HEX BOLT
23	4	920004	1/2 FLAT WASHER SAE
24	4	920504	LOCK WASH 1/2
25	2	520087	HOSE CLAMP NO 20 PLATED
26	1	903893	10 32 X 1 SLT RD HD MACH SCR
27	2	920510	LOCK WASH NO 10
28	2	910027	HEX NUT NO 10 UNF
29	1	914027	NO 10-32 STOVER NUT
30	1	473921	BALL JOINT NO 10-32 THD
31	1	618327	3/4MJIC-7/8MOR ADPTR



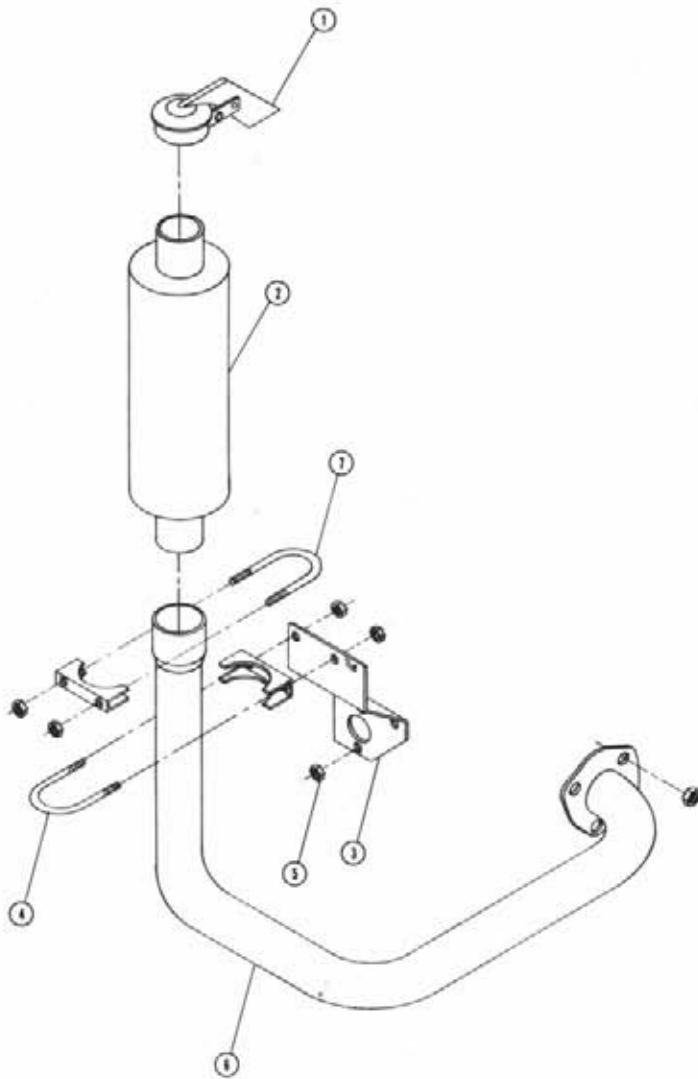
BATTERY BOX ASSEMBLY

Det.	Qty.	P/N	Description
1	1	291122	Battery
2	1	341322	Battery Hold Down Weldment
3	1	361149	Battery Box
4	4	914004	3/8 UNC Lock Nut
5	2	901149	3/8 UNC x 8 1/2 Carriage Bolt
6	2	900128	3/8 UNC x 3/4 Hex Bolt
7	1	290052	Positive Battery Cable - 56 in.
8	1	291128	Negative Battery Cable - 48 in.



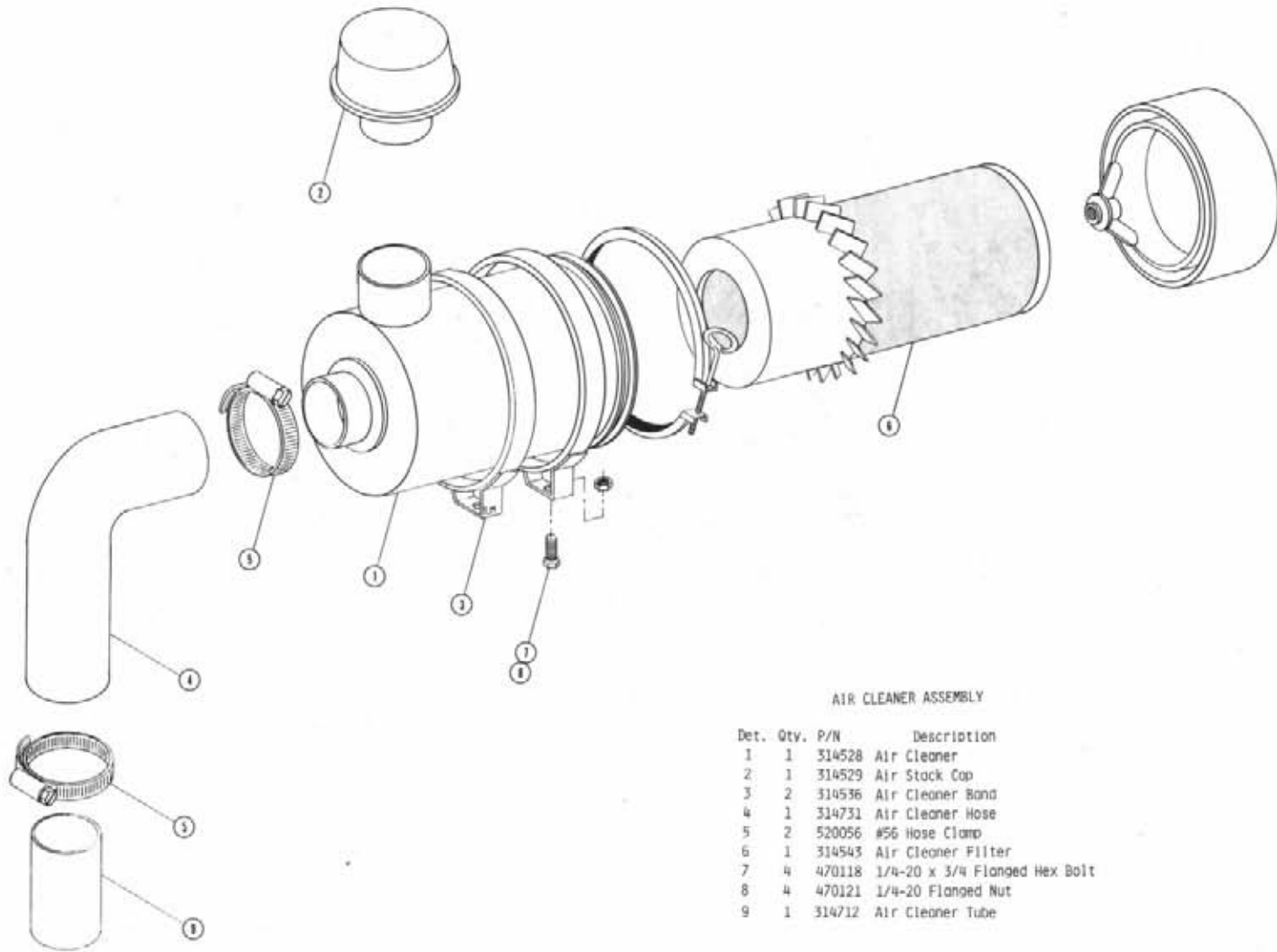
AIR CONDITIONER COMPRESSOR PUMP ASSEMBLY

Det.	Qty.	P/N	Description
1	1	314785	Air Conditioner Compressor Mount
2	1	657329	Air Conditioner Tightener Weldment
3	2	314413	Air Conditioner Condenser Mount
4	2	314418	Air Conditioner Condenser Keeper
5	1	314420	Air Conditioner Dryer Bracket
6	1	657309	Air Conditioner Condenser Kit
7	1	657309	Air Conditioner Dryer
8	1	657310	Air Conditioner Compressor
9	8	900064	5/16 UNC x 3/4 Hex Bolt
10	8	914002	5/16 UNC Lock Nut
11	3	900130	3/8 UNC x 1 1/4 Hex Bolt
12	4	900131	3/8 UNC x 1 1/2 Hex Bolt
13	2	906136	3/8 UNC x 3 Full Thread Hex Bolt
14	2	910004	3/8 UNC Hex Nut
15	7	914004	3/8 UNC Stover Nut
16	3	920002	3/8 Flat Washer
17	1	147002	2430 Gates Belt



EXHAUST PIPE ASSEMBLY

Det.	Qty.	P/N	Description
1	1	314537	2 1/2 I.D. Rain Cap
2	1	314554	Muffler
3	1	314782	Exhaust Pipe Mounting Bracket
4	1	470150	5/16 x 2 1/4 Muffler Clamp
5	3	910003	5/16 UNF Hex Nut
6	1	314781	Exhaust Pipe Weldment
7	1	472216	5/16 x 2 1/2 Muffler Clamp

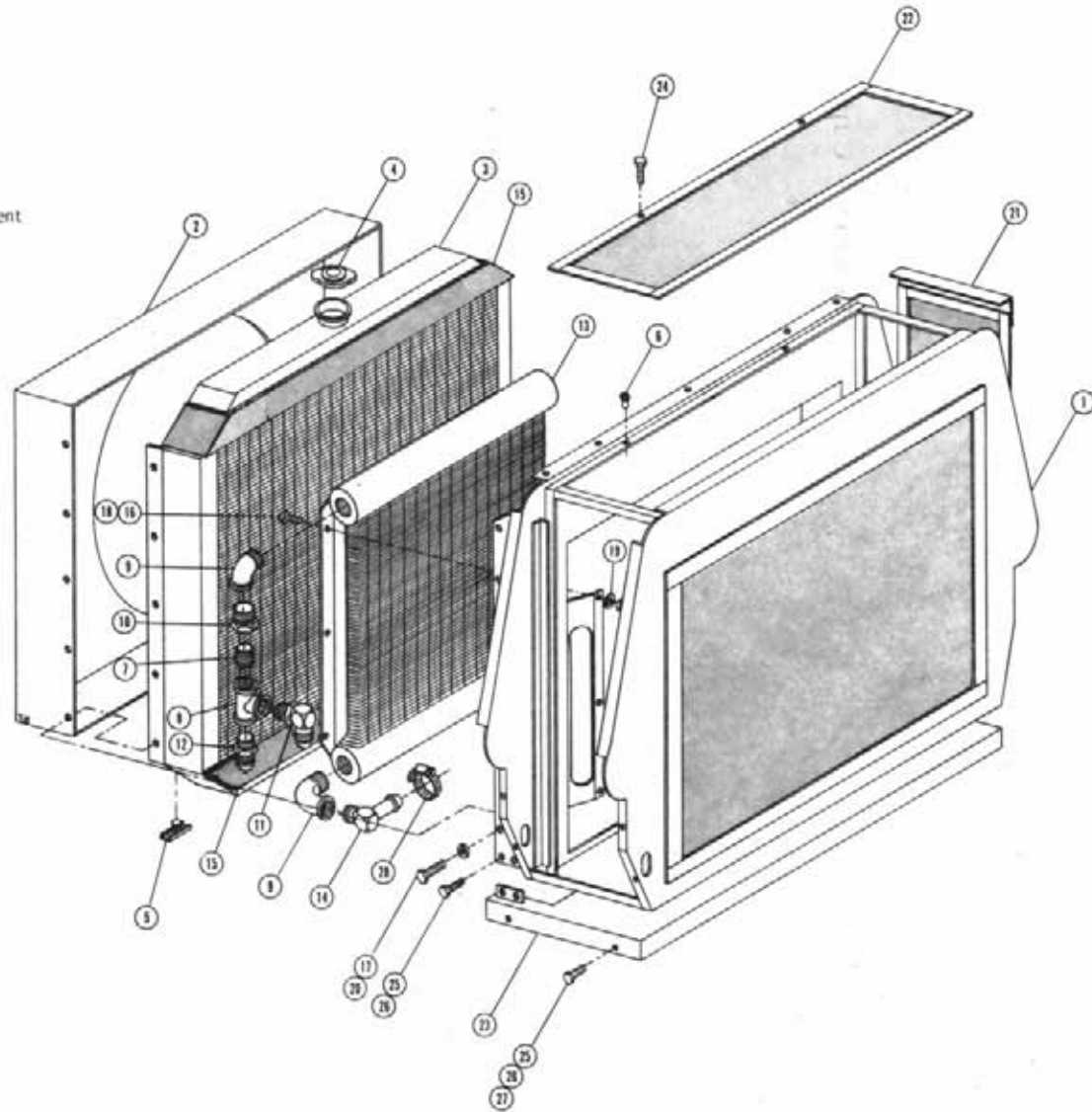


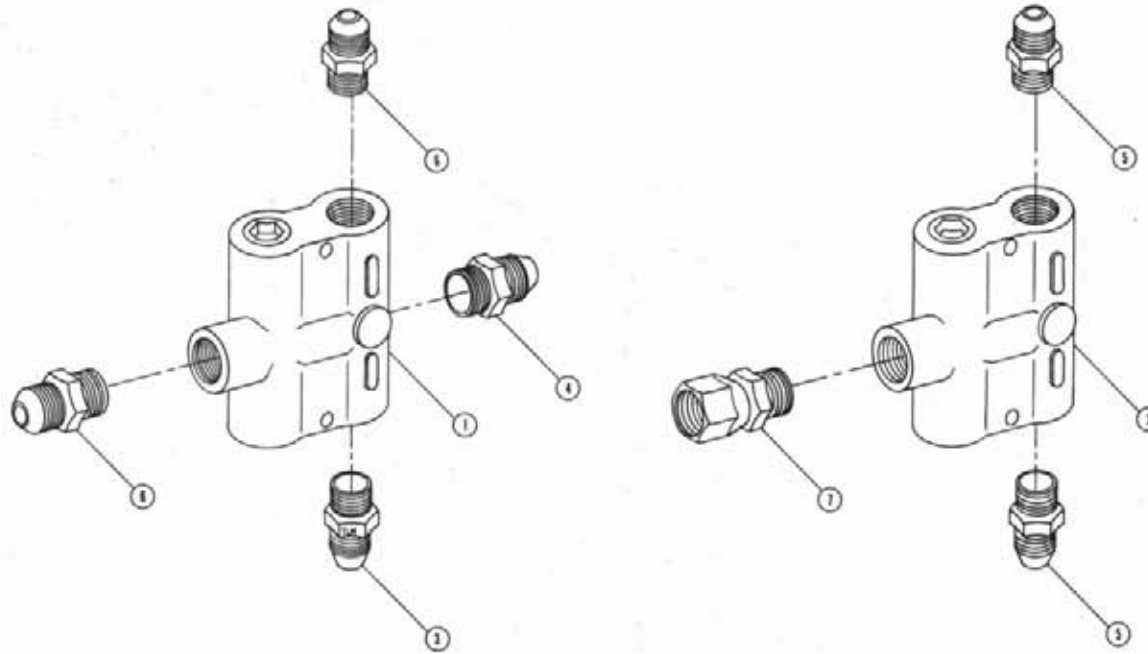
AIR CLEANER ASSEMBLY

Det.	Qty.	P/N	Description
1	1	314528	Air Cleaner
2	1	314529	Air Stack Cap
3	2	314536	Air Cleaner Band
4	1	314731	Air Cleaner Hose
5	2	520056	#56 Hose Clamp
6	1	314543	Air Cleaner Filter
7	4	470118	1/4-20 x 3/4 Flanged Hex Bolt
8	4	470121	1/4-20 Flanged Nut
9	1	314712	Air Cleaner Tube

RADIATOR AND OIL COOLER ASSEMBLY

Det.	Qty.	P/N	Description
1	1	314477	Radiator And Oil Cooler Mount Weldment
2	1	314775	Radiator Shroud
3	1	314791	Radiator
4	1	319257	Radiator Cap
5	1	319559	Radiator Drain Cock
6	10	470086	1/4 UNC Nutsert
7	1	504702	3/4 NPT Close Nipple
8	1	504955	3/4 NPT Pipe Nipple
9	2	505200	1 NPT x 90° Street Elbow
10	1	505213	1 NPT To 3/4 Reducer Bushing
11	1	610305	3/4 NPT x 90° x 3/4 MJIC
12	1	618059	3/4 NPT x 7/8 MJIC
13	1	618088	Oil Cooler
14	1	618138	1 NPT x 90° x 1 Hose Barb
15	2	659579	2" Wide x 40" Long Foam
16	6	900064	5/16 UNC x 3/4 Hex Bolt
17	10	900128	3/8 UNC x 3/4 Hex Bolt
18	6	914002	5/16 UNC Stover Nut
19	12	920001	5/16 SAE Flat Washer
20	10	920002	3/8 SAE Flat Washer
21	2	314490	Side Screen Weldment
22	1	314495	Top Screen Weldment
23	1	341577	Radiator Riser Weldment
24	2	470118	1/4 UNC x 3/4 Flanged Bolt
25	8	900129	3/8 UNC x 1 Hex Bolt
26	8	914004	3/8 UNC Stover Nut
27	4	920002	3/8 SAE Flat Washer
28	1	520087	No. 20 Hose Clamp

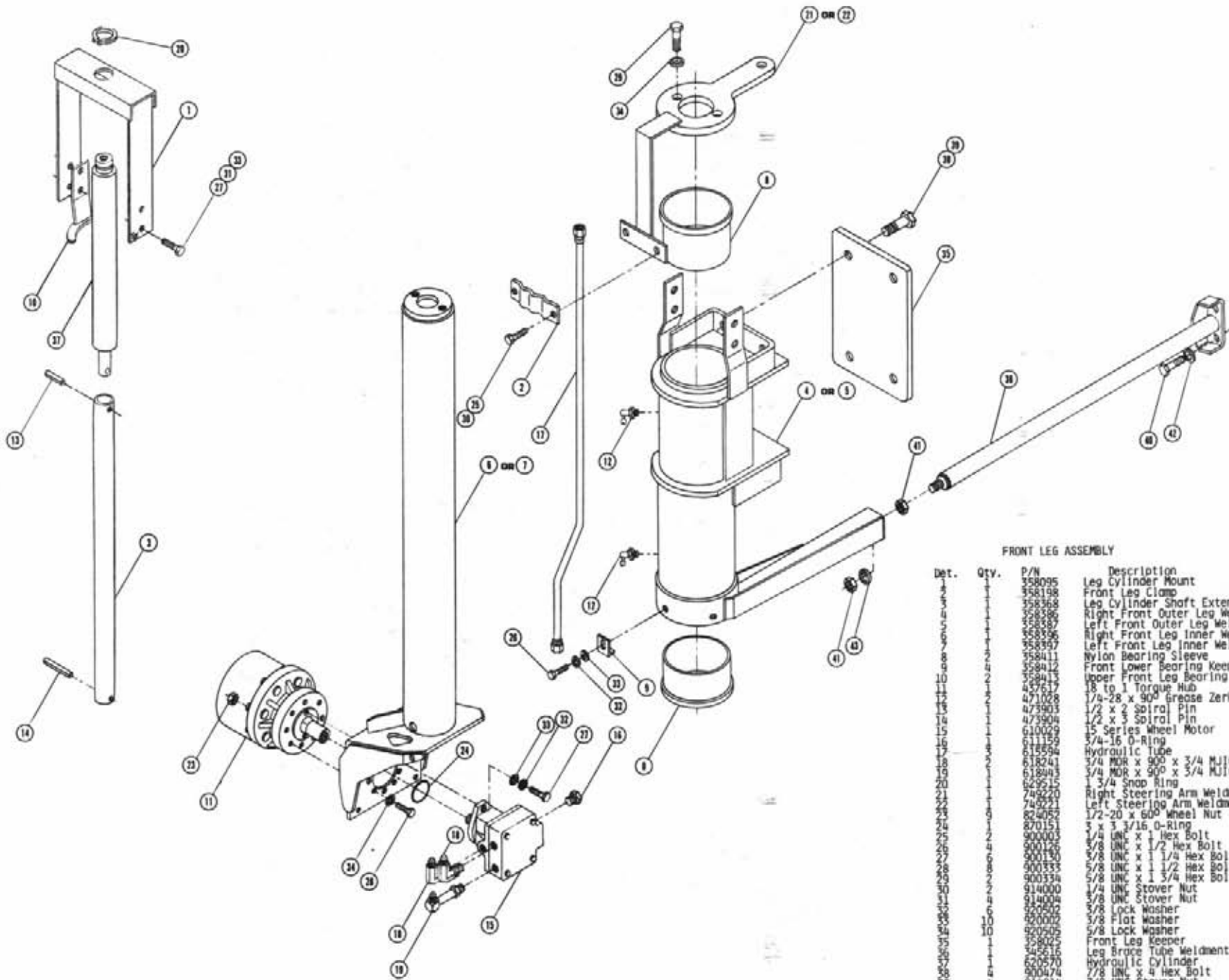




FLOW DIVIDER ASSEMBLY

DET. QTY PART NO. DESCRIPTION

1	1	607518	FLO DIV BGR56 6GPM PRI 7/8FOR
2	1	607504	FLO DIV B50 2-8GPM 7/8 FOR
3	1	618327	3/4MJIC-7/8MOR ADPTR
4	1	618011	9/16MJIC-3/8MNPT ADPTR
5	2	618310	9/16MJIC-7/8MOR ADPTR
6	2	611126	7/8MJIC-7/8MOR ADPTR
7	1	618594	7/8FJIC SWIV-7/8MOR ADPTR

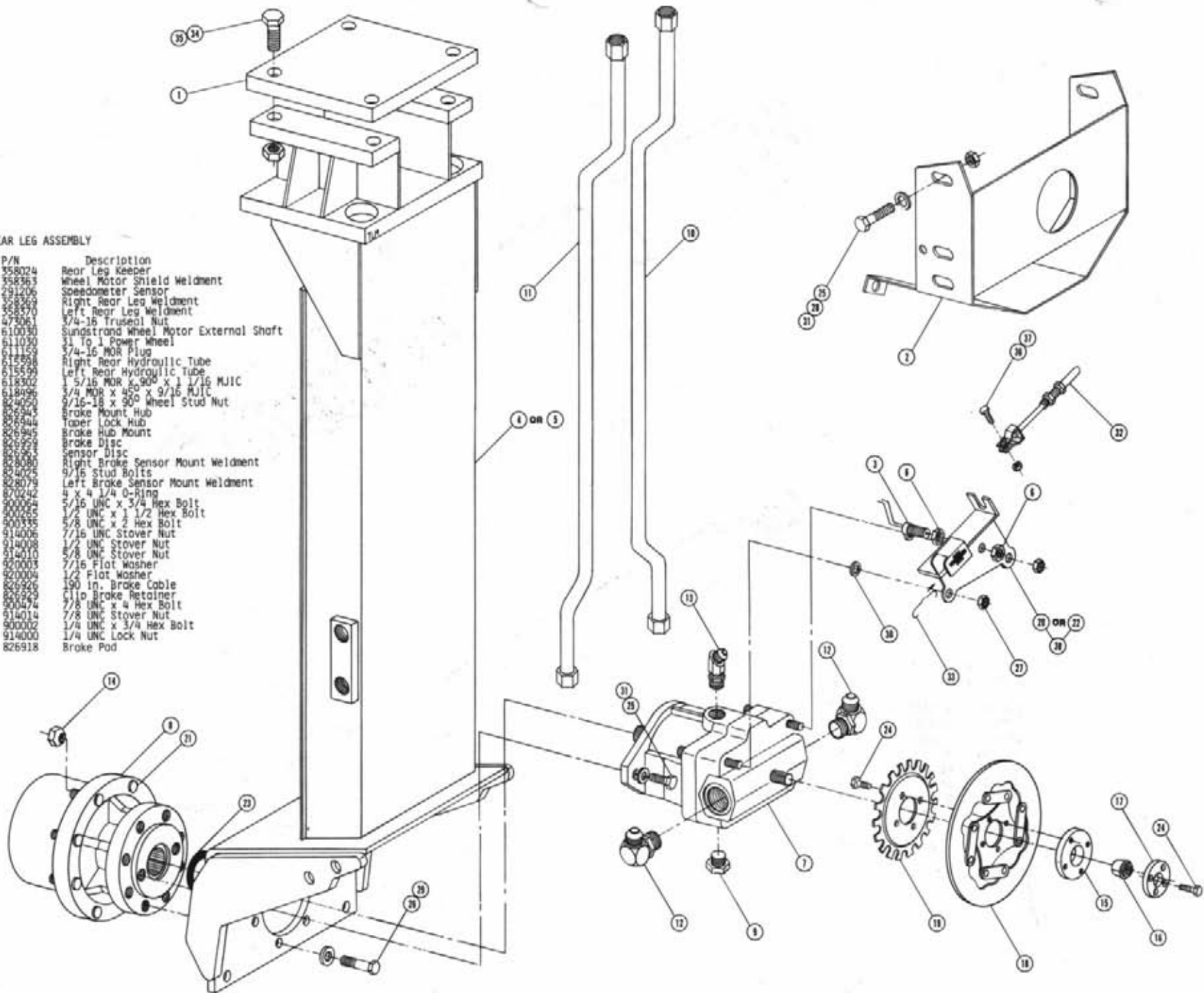


FRONT LEG ASSEMBLY

Det.	Qty.	P/N	Description
1	1	358095	Leg Cylinder Mount
2	1	358198	Front Leg Clamp
3	1	358368	Leg Cylinder Shaft Extension
4	1	358386	Right Front Outer Leg Weldment
5	1	358387	Left Front Outer Leg Weldment
6	1	358396	Right Front Leg Inner Weldment
7	1	358397	Left Front Leg Inner Weldment
8	1	358411	Wyon Bearing Sleeve
9	1	358412	Front Lower Bearing Keeper
10	2	358413	Upper Front Leg Bearing Keeper
11	1	457617	18 to 1 Torque Hub
12	3	471028	1/4-28 x 90° Grease Zerk
13	1	473903	1/2 x 2 Spiral Pin
14	1	473904	1/2 x 3 Spiral Pin
15	1	610029	15 Series Wheel Motor
16	1	611159	3/4-16 O-Ring
17	1	615594	Hydraulic Tube
18	1	618241	3/4 MOR x 90° x 3/4 MJIC
19	1	618443	3/4 MOR x 90° x 3/4 MJIC Long
20	1	629515	1 3/4 Snap Ring
21	1	745220	Right Steering Arm Weldment
22	1	745221	Left Steering Arm Weldment
23	1	824052	1/2-20 x 60° Wheel Nut
24	3	870151	3 x 3 3/16 O-Ring
25	1	900003	1/4 UNC x 1 Hex Bolt
26	4	900126	3/8 UNC x 1/2 Hex Bolt
27	6	900130	3/8 UNC x 1 1/4 Hex Bolt
28	8	900333	5/8 UNC x 1 1/2 Hex Bolt
29	8	900334	5/8 UNC x 1 3/4 Hex Bolt
30	2	914000	1/4 UNC Stover Nut
31	4	914004	3/8 UNC Stover Nut
32	6	920502	3/8 Lock Washer
33	10	920002	3/8 Flat Washer
34	10	920505	5/8 Lock Washer
35	1	358025	Front Leg Keeper
36	1	358616	Leg Brace Tube Weldment
37	1	620570	Hydraulic Cylinder
38	2	900474	7/8 UNC x 4 Hex Bolt
39	2	914014	7/8 UNC Stover Nut
40	2	900332	5/8 UNC x 1 1/4 Hex Bolt
41	2	910014	7/8 UNC Hex Nut
42	2	920505	5/8 Lock Washer
43	1	920507	7/8 Lock Washer

Det.	Qty.	P/N	Description
1		358024	Rear Leg Keeper
2		358363	Wheel Motor Shield Weldment
3		291206	Speedometer Sensor
4		358369	Right Rear Leg Weldment
5		358370	Left Rear Leg Weldment
6		473061	3/4-16 Truseal Nut
7		610030	Sundstrand Wheel Motor External Shaft
8		611030	3:1 To 1 Power Wheel
9		611159	3/4-16 MOR Plug
10		615598	Right Rear Hydraulic Tube
11		615599	Left Rear Hydraulic Tube
12		618302	1 5/16 MOR x 90° x 1 1/16 MJIC
13		618496	3/4 MOR x 450 x 9/16 MJIC
14		824050	9/16-18 x 90° Wheel Stud Nut
15		826943	Brake Mount Hub
16		826944	Taper Lock Hub
17		826945	Brake Hub Mount
18		826959	Brake Disc
19		826960	Sensor Disc
20		828080	Right Brake Sensor Mount Weldment
21		828075	9/16 Stud Bolts
22		828079	Left Brake Sensor Mount Weldment
23		820242	4 x 4 1/4 O-Ring
24		900064	5/16 UNC x 3/4 Hex Bolt
25		900025	1/2 UNC x 1 1/2 Hex Bolt
26		900335	5/8 UNC x 2 Hex Bolt
27		914006	7/16 UNC Stover Nut
28		914008	1/2 UNC Stover Nut
29		914010	5/8 UNC Stover Nut
30		920003	7/16 Flat Washer
31		920004	1/2 Flat Washer
32		826926	190 in. Brake Cable
33		826925	Clio Brake Retainer
34		930474	7/8 UNC x 4 Hex Bolt
35		914014	7/8 UNC Stover Nut
36		900002	1/4 UNC x 3/4 Hex Bolt
37		914000	1/4 UNC Lock Nut
38		826918	Brake Pad

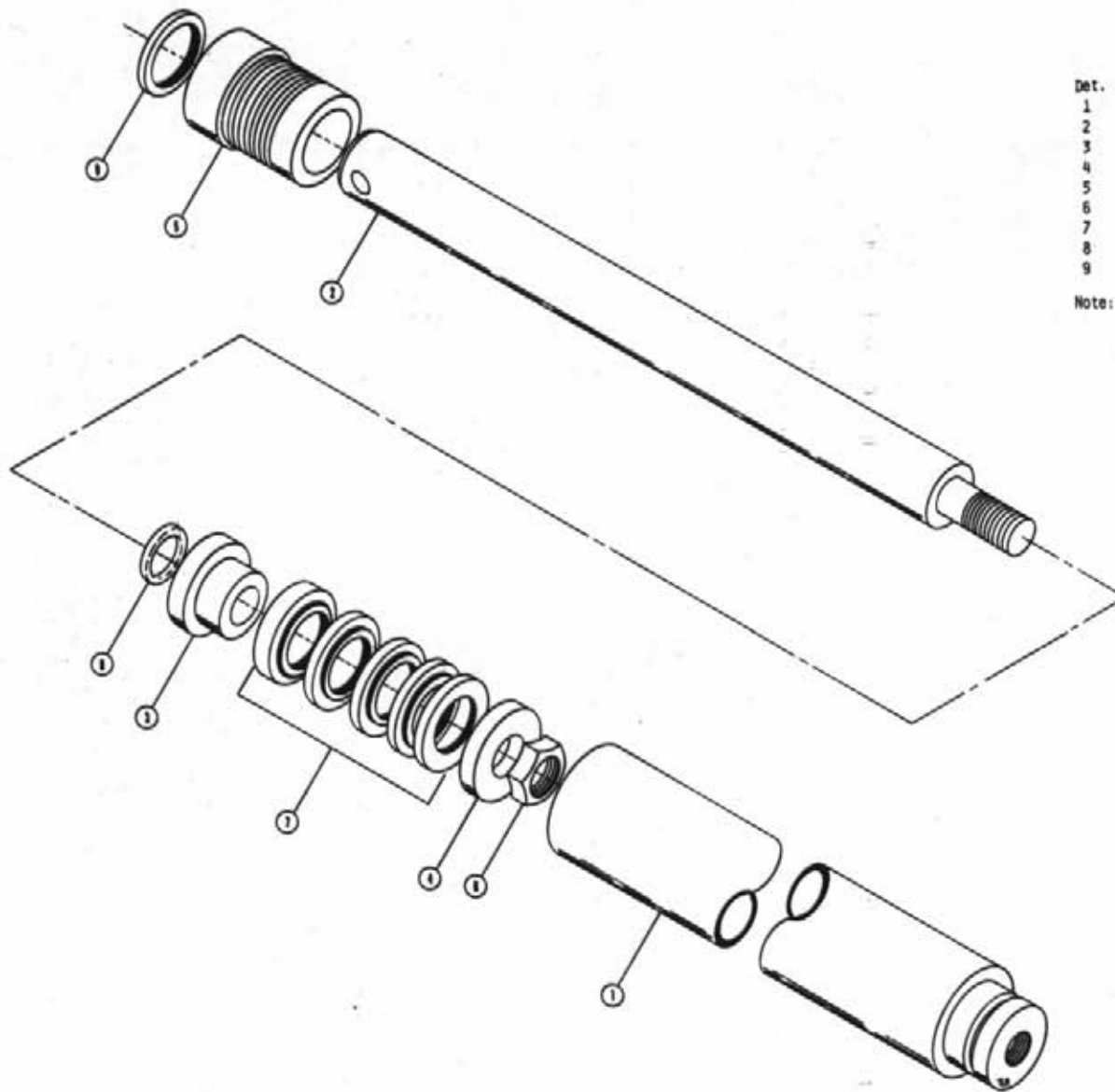
REAR LEG ASSEMBLY

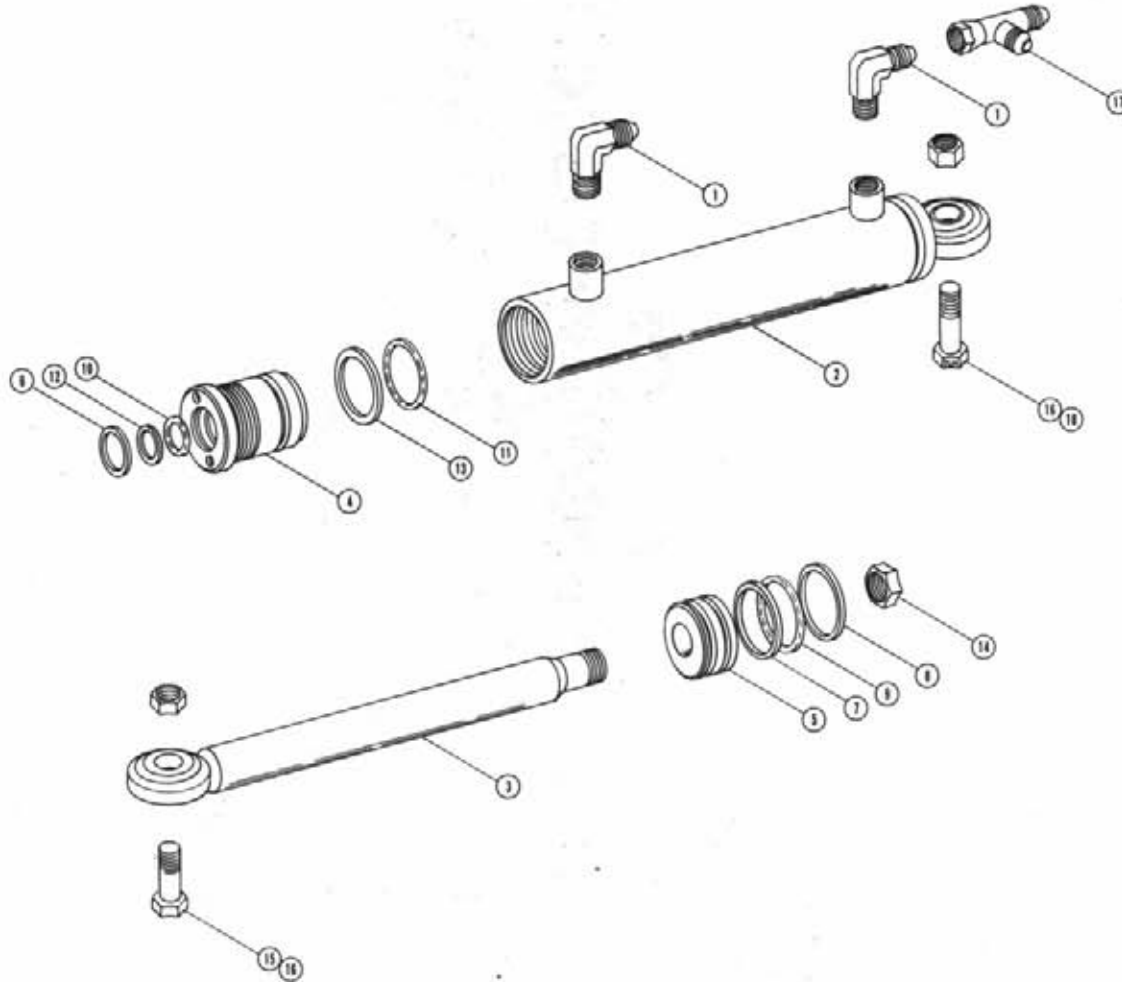


FRONT LEG CYLINDER ASSEMBLY

Det.	Qty.	P/N	Description
1	1	620571	Tube Weldment
2	1	620573	Shaft
3	1	620578	Piston
4	1	620579	Retainer Ring
5	1	620574	Bearing Head
6	1	472297	Lock Nut
7	1	620321	Vee Pack
8	1	870018	O-Ring
9	1	629002	Rod Wiper

Note: Cylinder Assembly - 620570
Seal Kit - 620575

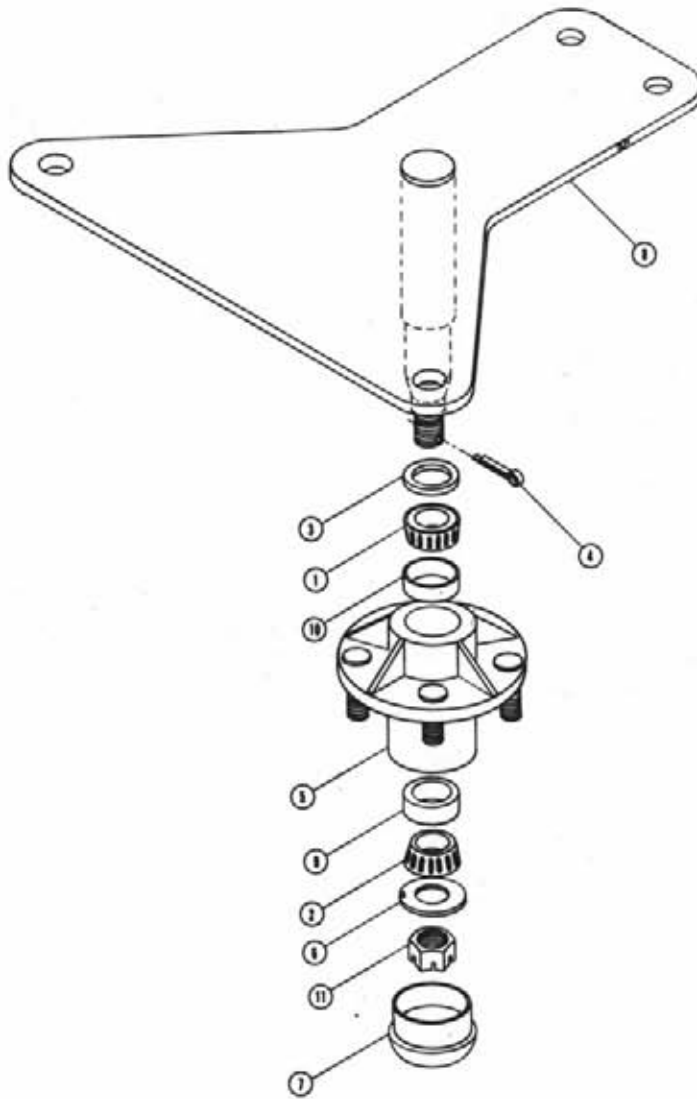




STEERING CYLINDER ASSEMBLY

Det.	Qty.	P/N	Description
1.	2	611122	1/4 NPT x 90° x 9/16 MJIC
2.	1	620089	Steering Cylinder Tube Weldment
3.	1	620148	Steering Cylinder Shaft Weldment
4.	1	620109	Gland
5.	1	620129	Piston
6.	1	629028	Wiper
7.	1	629618	Wear Ring
8.	1	629616	Piston Seal
9.	1	870025	1 3/16 x 1 5/16 O-Ring
10.	1	870210	3/4 x 1 Neoprene O-Ring
11.	1	870218	1 1/4 x 1 1/2 Neoprene O-Ring
12.	1	890210	3/4 x 1 Back-Up Washer
13.	1	890218	1 1/4 x 1 1/2 Back-Up Washer
14.	1	914009	1/2 UNF Lock Nut
15.	1	900336	5/8 UNC x 2 1/2 Hex Bolt
16.	2	914010	5/8 UNC Lock Nut
17.	1	618486	9/16 FJIC Swivel Run Tee
18.	1	900338	5/8 UNC x 3 Hex Bolt

Note: Cylinder Assembly With Fittings-620080
Seal Kit-620998



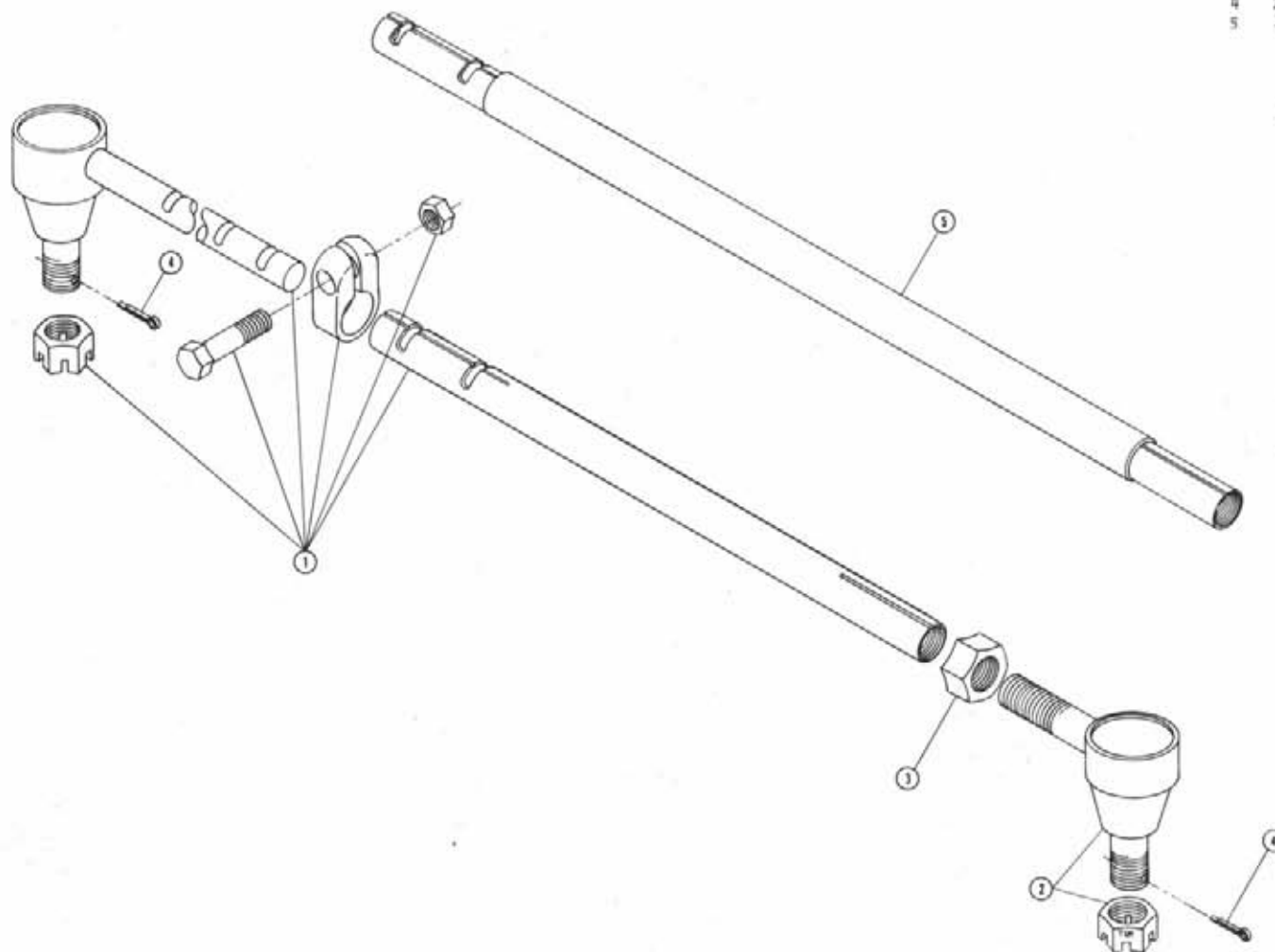
STEERING HUB ASSEMBLY

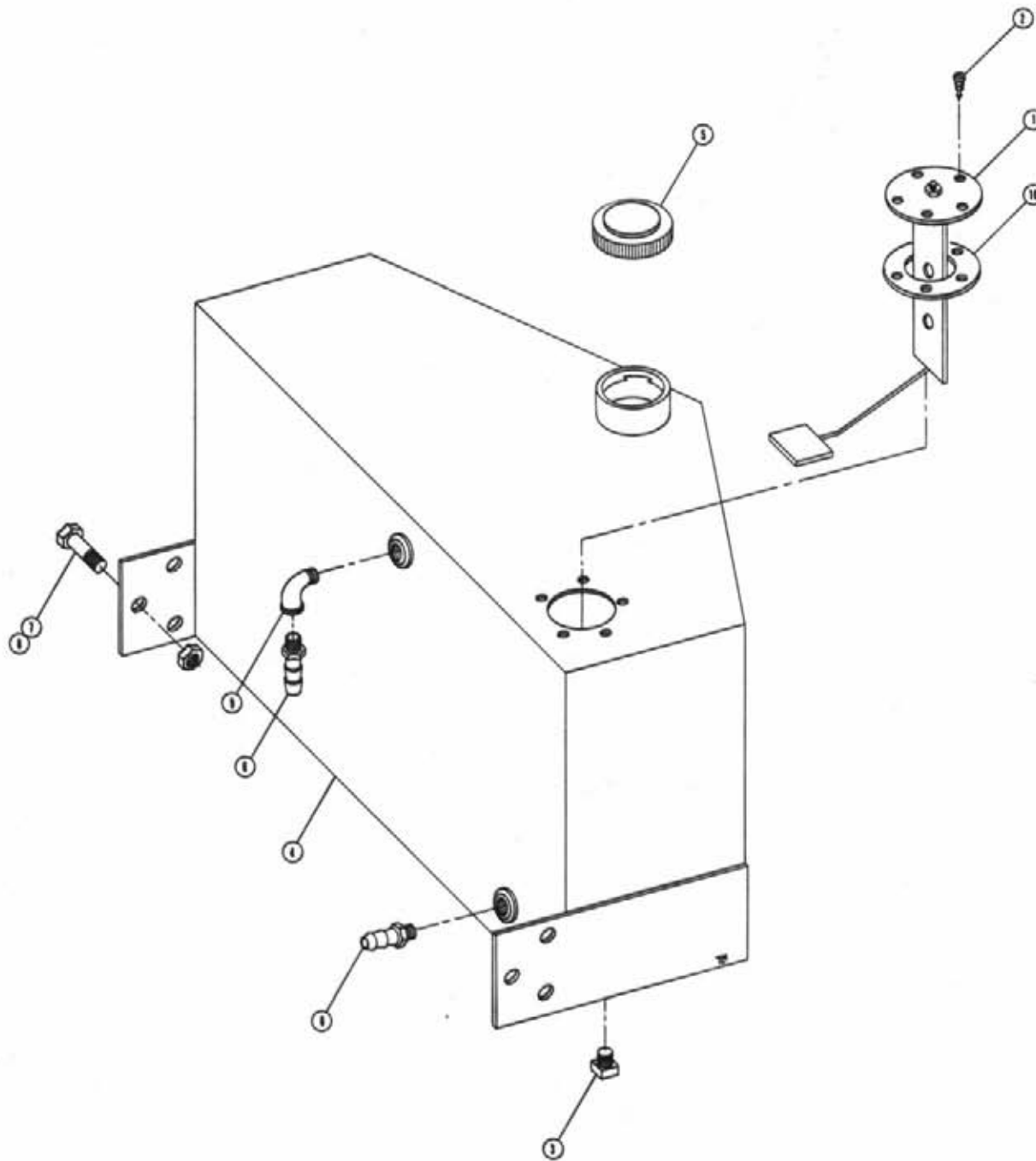
Det.	Qty.	P/N	Description
1	1	125010	Inner Bearing Cone
2	1	125015	Outer Bearing Cone
3	1	129010	Grease Seal
4	1	472008	5/32 x 1 Cotter Pin
5	1	822010	Hub
6	1	822031	Spindle Washer
7	1	822060	Hub Cap
8	1	749225	Pivot Weldment
9	1	125016	Outer Bearing Cup
10	1	125028	Inner Bearing Cup
11	1	822040	Spindle Nut

TIE ROD ASSEMBLY

Det.	Qty.	P/N	Description
1	1	749164	Tie Rod Assembly
2	1	740413	Socket Assembly
3	1	740426	Tie Rod Lock Nut
4	2	470038	1/8 x 1 3/4 Cotter Pin
5	1	749209	Tie Rod Weldment

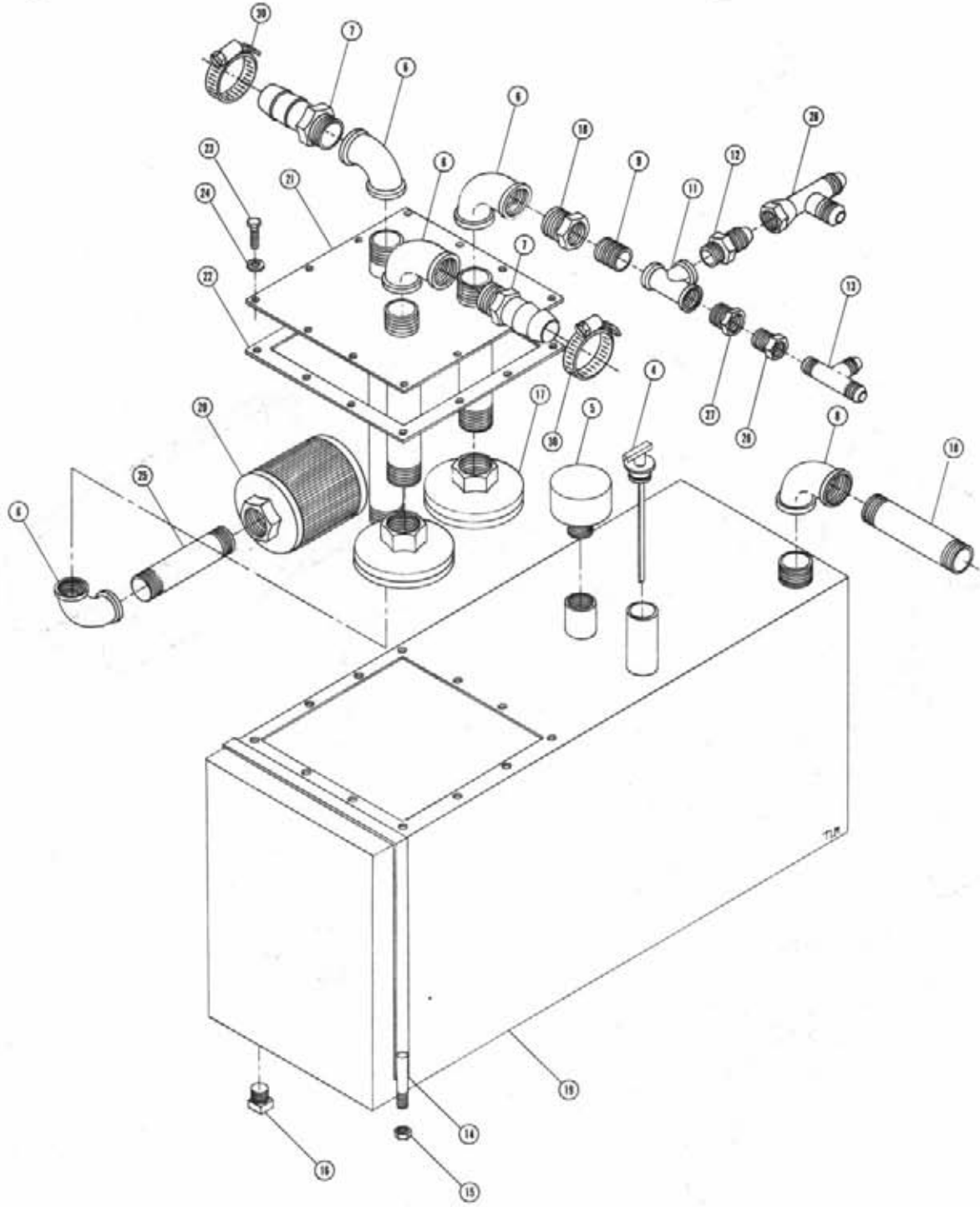
Note: Item 5 is used only on
8380 machines





FUEL TANK ASSEMBLY

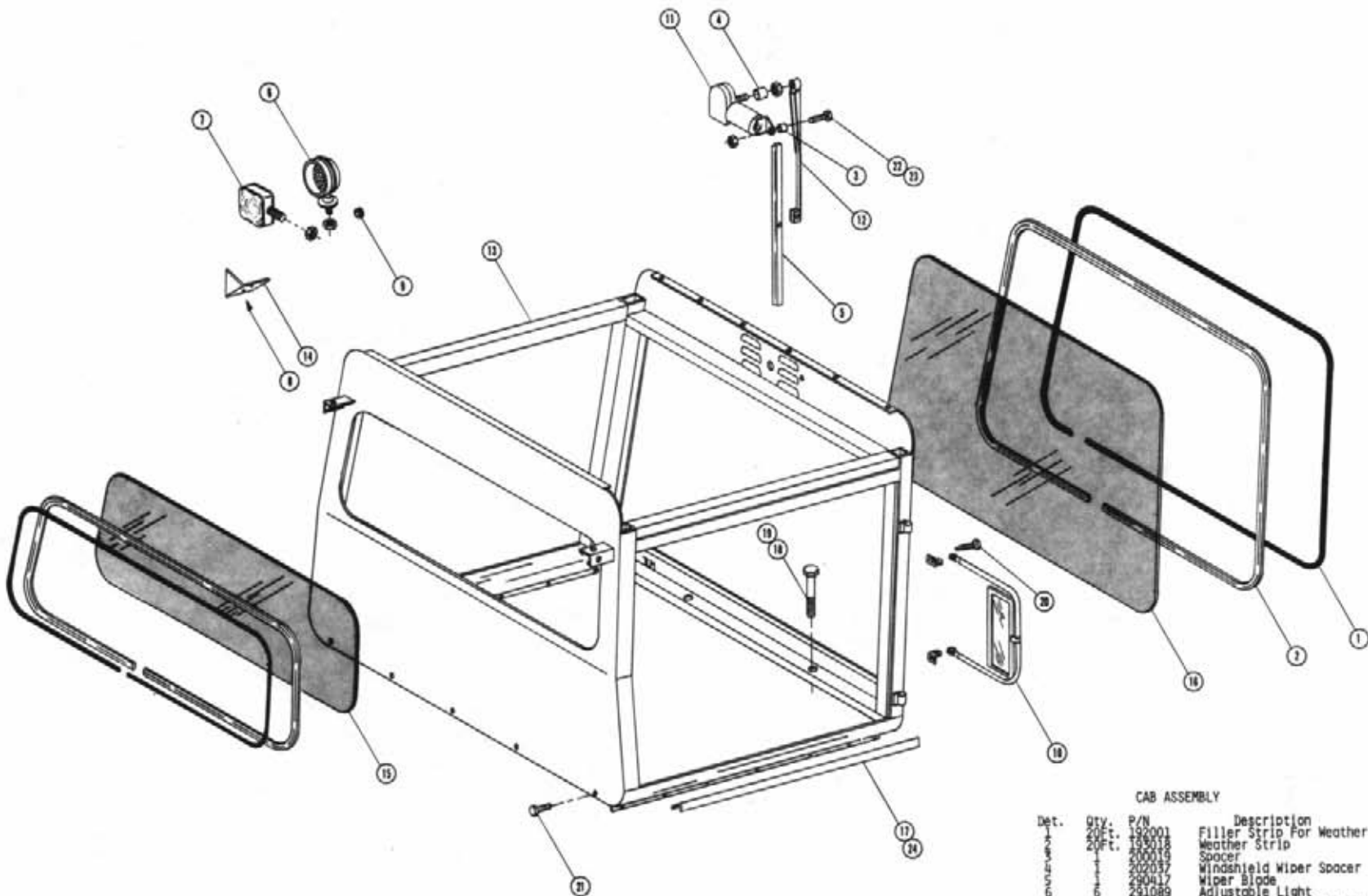
Det.	Qty.	P/N	Description
1	1	291428	Fuel Sender
2	5	473902	No. 8 x 1/2 Pan Head Screw
3	1	501102	1/4 Pipe Nipple
4	1	760120	Fuel Tank Weldment 47 Gallon
5	1	761200	Gas Cap
6	2	783303	1/4 NPT x 5/16 Hose Barb
7	6	900264	1/2 UNC x 1 1/4 Hex Bolt
8	6	914008	1/2 UNC Lock Nut
9	1	501450	1/4 UNC x 90° Street Elbow
10	1	291464	Fuel Sender Gasket



HYDRAULIC TANK ASSEMBLY

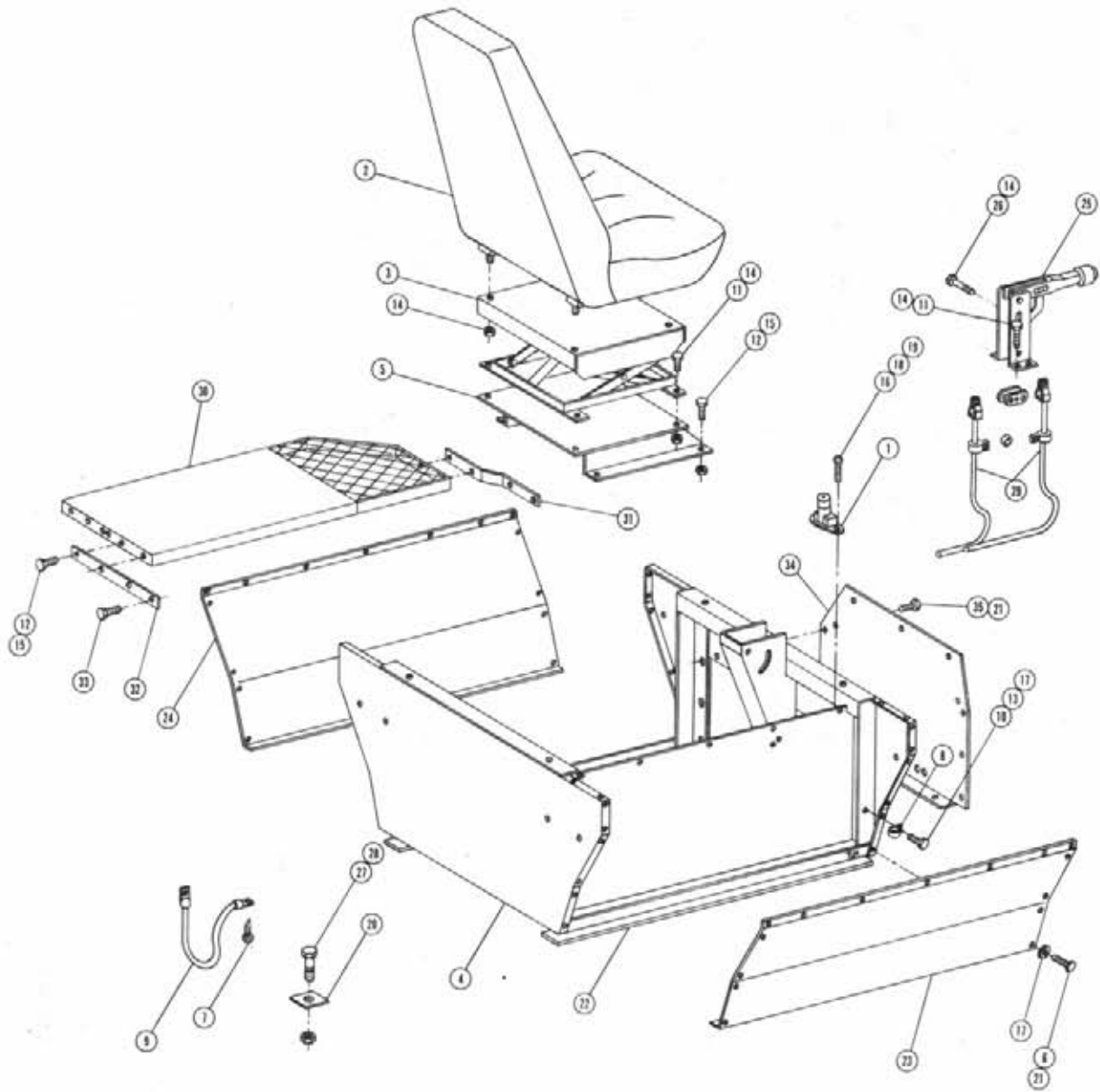
Det.	Qty.	P/N	Description
1	1	715664	1 1/4 NPT x 1 Hose Barb
2	1	605601	Gresen Filter
3	1	506410	1 1/4 NPT x 90° Street Elbow
4	1	614453	Oil Dip Stick
5	1	611051	Pressure Cap
6	1	505500	1 NPT x 90° Elbow
7	1	714560	NPT x 1 Hose Barb
8	1	506303	1 1/4 NPT x 90° Elbow
9	2	504702	3/4 NPT Close Nipple
10	1	505213	1 NPT x 3/4 NPT Reducer Bushing
11	1	504885	3/4 NPT Pipe Tee
12	1	610300	3/4 NPT x 3/4 MJIC
13	1	618520	1/4 NPT Run Tee x 9/16 MJIC
14	2	541360	Oil Tank Strap Weldment
15	4	914004	3/8 UNC Lock Nut
16	1	501102	1/4 NPT Pipe Plug
17	2	605602	Line Diffuser
18	1	506603	1 1/4 NPT x 2 1/2 Pipe Nipple
19	1	760099	Hydraulic Oil Tank Weldment
20	1	605600	Michigan Filter
21	1	760090	Receiver Plate Weldment
22	1	763039	Receiver Plate Gasket
23	12	900064	5/16 UNC x 3/4 Hex Bolt
24	12	920001	5/16 SAE Flat Washer
25	1	505203	1 NPT x 4 Pipe Nipple
26	1	618451	3/4 FJIC Swivel Run Tee
27	1	504210	3/4 NPT x 1/2 NPT Reducer Bushing
28	1	503000	1/2 NPT x 1/4 NPT Reducer Bushing
29	1	605601	Gresen Filter Element
30	3	520087	No. 20 Hose Clamp

605602



CAB ASSEMBLY

Qty.	P/N	Description
20Ft.	192001	Filler Strip For Weather Strip
20Ft.	195018	Weather Strip
1	200019	Spacer
1	202037	Windshield Wiper Spacer
1	290417	Wiper Blade
1	291089	Adjustable Light
1	291114	Flasher and Side Marker Light
1	471894	5/32 x 3/8 Hex Head Metal Screw
1	470070	3/8 I.D. Rubber Grommet
10	650524	Rear View Mirror
11	658008	Windshield Wiper Motor
12	658013	Wiper Arm
13	659402	Cab Weldment
14	659421	Worklight Bracket Cover
15	659424	Rear Cab Glass
16	659425	Front Cab Glass
17	659457	Cab Foam Keeper Angle
18	906270	1/2 UNC x 3 Hex Bolt
19	914008	1/2 UNC Lock Nut
20	472389	1/4 x 3/4 Self-Tapping Screw
21	470118	1/4 UNC x 3/4 Flanged Bolt
22	914000	1/4 UNC Lock Nut
23	900005	1/4 UNC x 1 1/2 Hex Bolt
24	485052	1/8 x 3/8 Pop Rivet

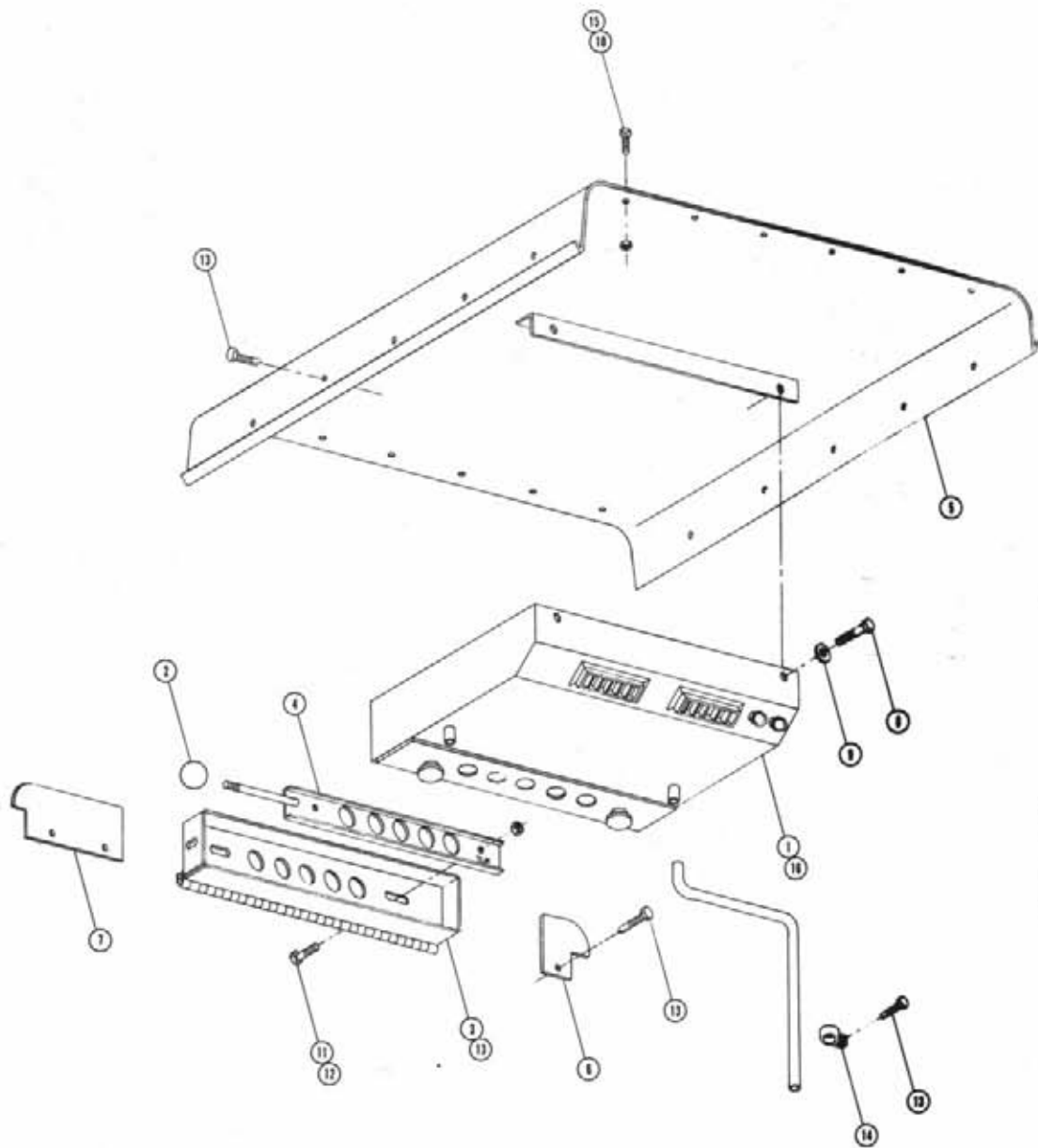


OPERATOR STATION ASSEMBLY

DET. QTY PART NO. DESCRIPTION

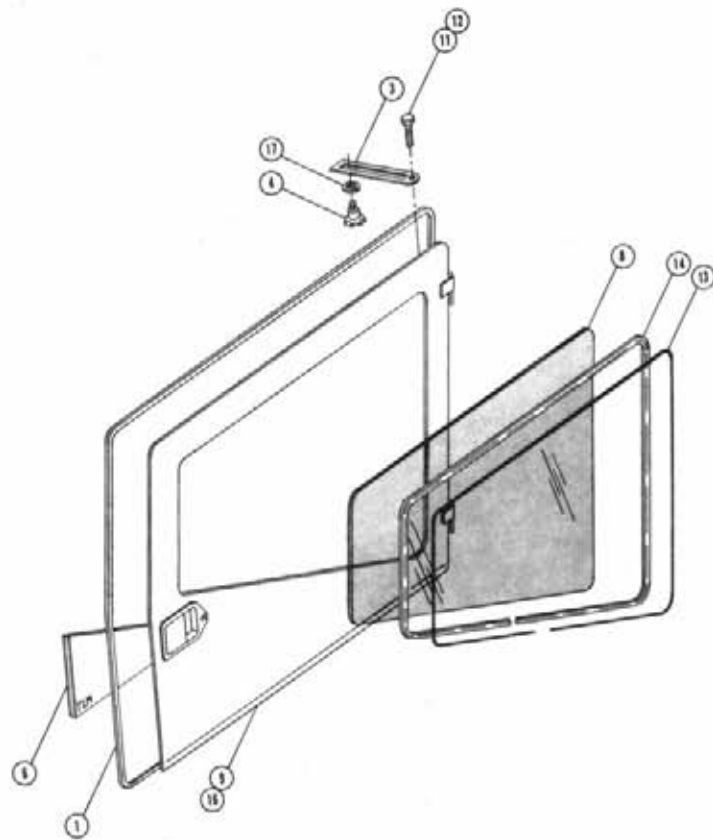
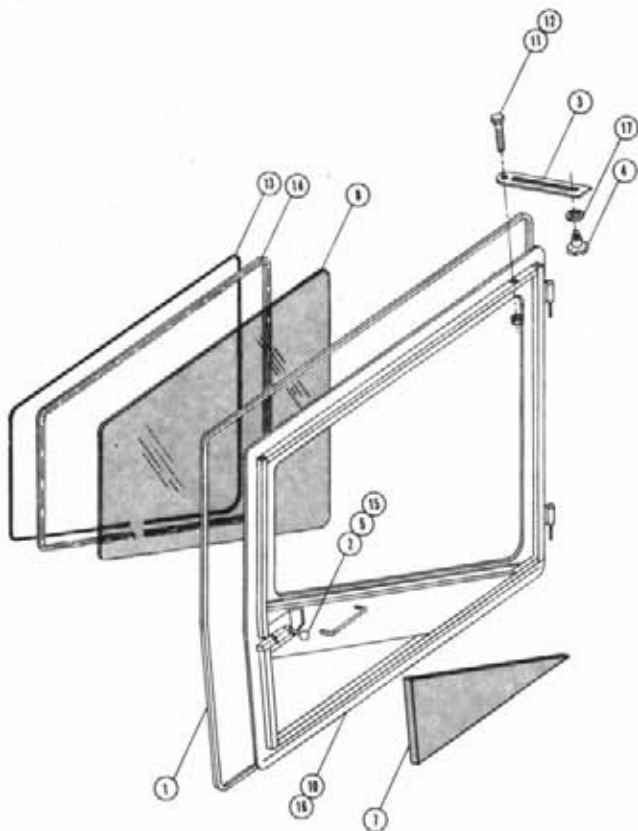
1	1	290412	DIMMER SWITCH
2	1	330014	TRIMLINE SEAT
3	1	330015	SUSPENSION ASSY TRIMLINE SEAT
4	1	341652	OP STN WLD
5	1	341554	SEAT MT WLD TRIMLINE SEAT
6	39	470086	NUTSERT, 1/4UNC .020-.100GR
7	2	472349	1/4 X 3/4 20TMD-IN TEK TYPE
8	1	520121	CUSHION HOSE CLAMP 1 IN DIA
9	1	290107	8" GROUND STRAP
10	1	900002	1/4 UNC X 3/4 HEX BOLT
11	8	900064	5/16 UNC X 3/4 HEX BOLT
12	8	900129	3/8 UNC X 1 HEX BOLT
13	1	914000	1/4 UNC STOVER NUT
14	13	914002	5/16 UNC STOVER NUT
15	8	914004	3/8 UNC STOVER NUT
16	2	914027	NO 10-32 STOVER NUT
17	31	920000	1/4 FLAT WASH SAE
18	2	920510	LOCK WASH NO 10
19	2	903893	10-32 X 1 SLT RD HD MACH SCR
20	4	310841	ENG PAD
21	40	470118	1/4 UNC X 3/4 FLANGED H BOLT
22	2	659579	FOAM, 2IN WIDE X 4DIN LONG
23	1	659628	RH OP STN PNL WLD 8370-8380
24	1	659629	LH OP STN PNL WLD 8370-8380
25	1	826108	BRAKE LEVER ASSY
26	1	900067	5/16 UNC X 1 1/2 HEX BOLT
27	4	900266	1/2 UNC X 1 3/4 HEX BOLT
28	4	914008	1/2 UNC STOVER NUT
29	2	826926	190 IN BRAKE CABLE
30	1	341616	LH CATWALK WLD
31	1	341624	FRT MTG STRIP CATWALK
32	1	341625	REAR MTG STRIP CATWALK
33	4	900128	3/8 UNC X 3/4 HEX BOLT
34	1	341639	FRT OP STN COVER
35	10	470121	1/4-20 FLANGED WHIZ NUT

NOTE: ITEMS 30, 31, AND 32 ARE USED ONLY ON THE 8370 MACHINES.



AIR CONDITIONER ASSEMBLY AND ROOF

Det.	Qty.	P/N	Description
1	1	657303	A/C Evaporator Installation Kit
2	1	659291	3/8 x 1 Ball Knob
3	1	659439	Air Conditioner Housing Mount Weldment
4	1	659442	Outside Air Slide Weldment
5	1	659445	Cab Roof Weldment
6	1	659448	Right Cab Roof Gusset
7	1	659449	Left Cab Roof Gusset
8	2	900130	3/8 UNC x 1 1/4 Hex Bolt
9	2	920002	3/8 SAE Flat Washer
10	12	470118	1/4 UNC x 3/4 Flanged Hex Bolt
11	2	914000	1/4 UNC Lock Nut
12	2	900000	1/4 UNC x 1/2 Hex Bolt
13	19	472349	1/4 x 3/4 Self-Tapping Screw
14	4	520117	5/8 Cushion Hose Clamp
15	12	470121	1/4-20 Flanged Lock Nut
16	1	657333	A/C Blower And Evaporator Kit



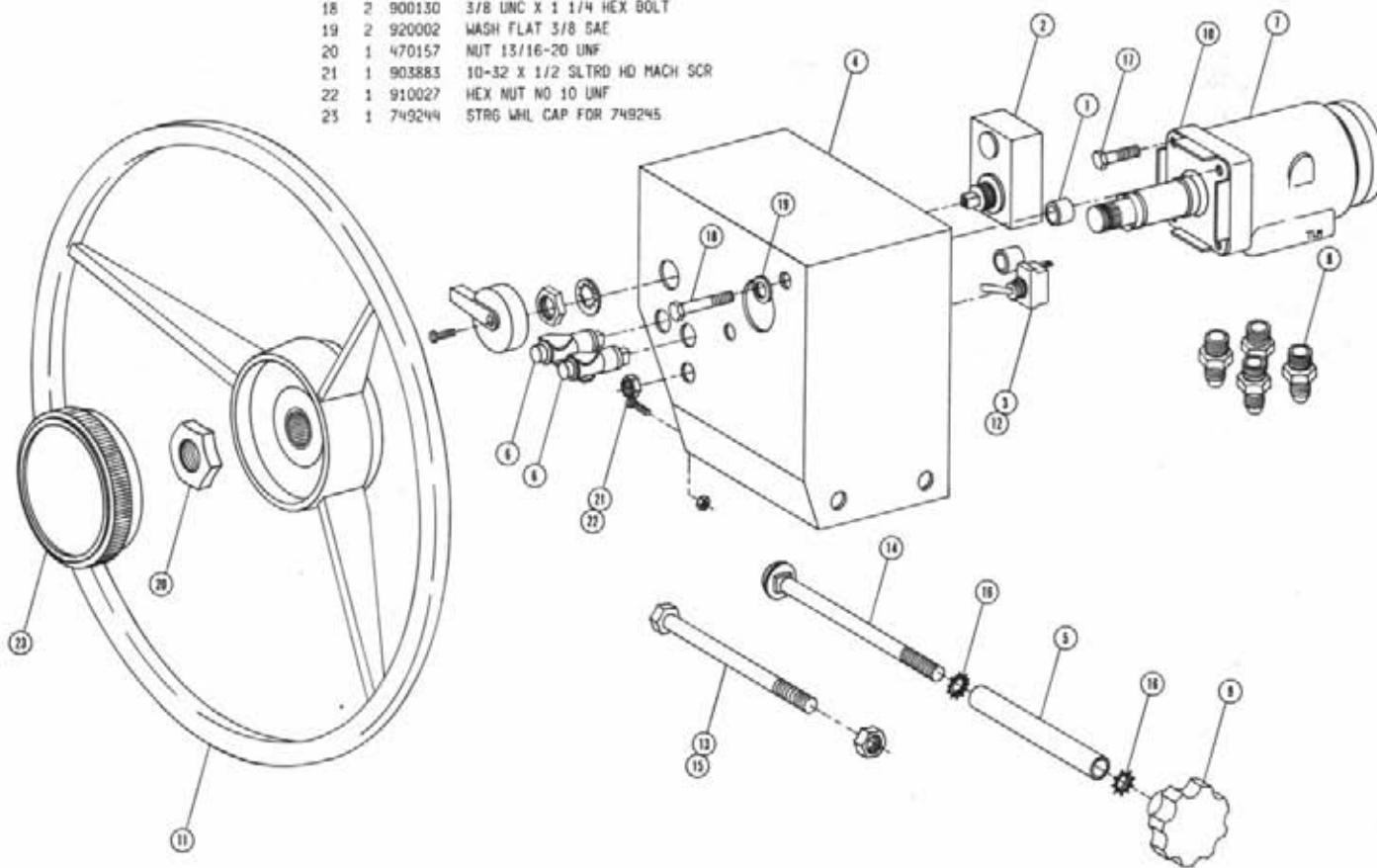
DOOR ASSEMBLY

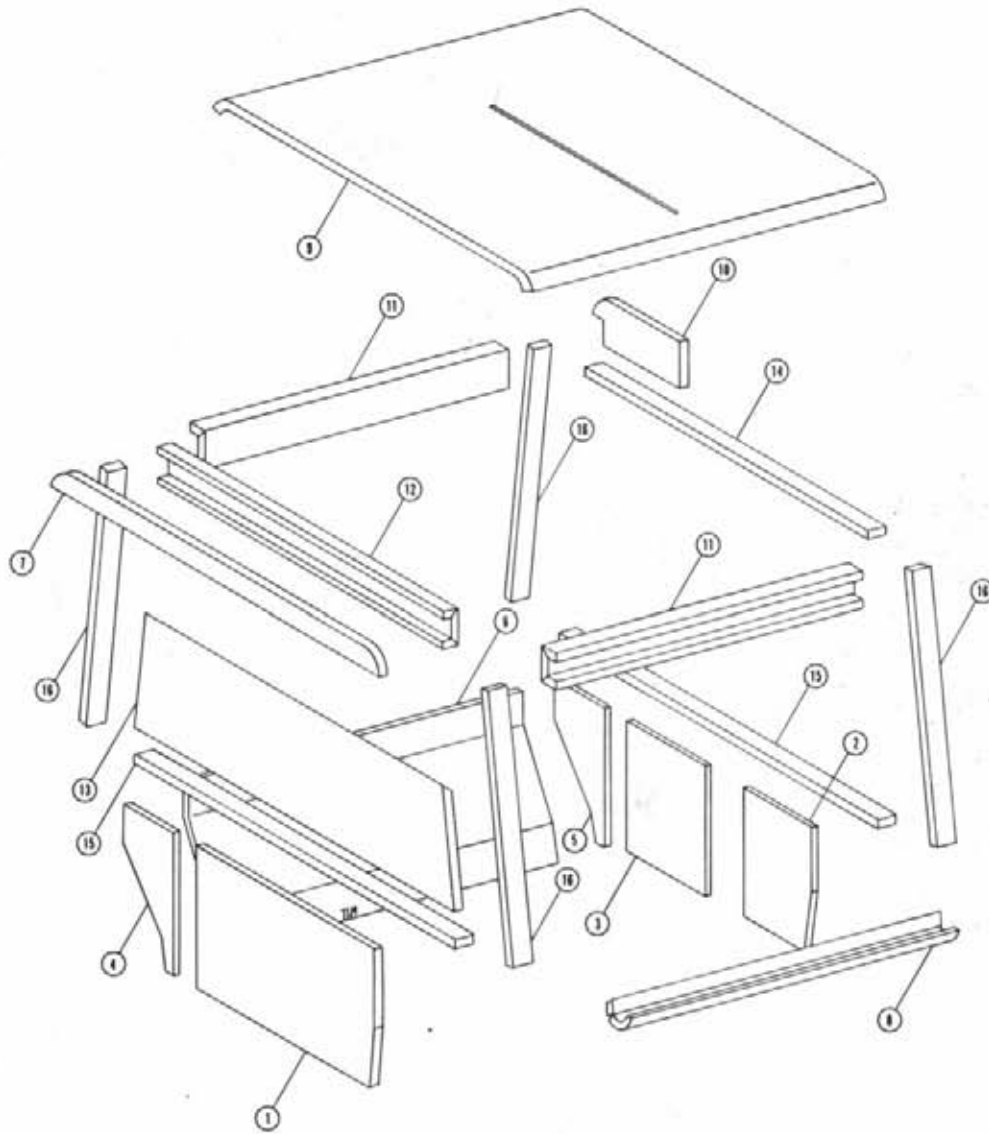
Det.	Qty.	P/N	Description
1	24Ft.	193028	Snap-On Seal
2	2	470077	3/8 UNC x 1 3/4 Stud
3	2	659159	Door Catch Slide
4	2	470024	3/8 UNC Plastic Knob
5	2	659292	1 7/8 Ball Knob
6	1	659384	Foam, Right Door Panel
7	1	659386	Foam, Left Door Panel
8	2	659426	Cab Door Glass
9	1	659427	Right Cab Door Weldment
10	1	659436	Left Cab Door Weldment
11	2	900004	1/4 UNC x 1 1/4 Hex Bolt
12	2	914000	1/4 UNC Lock Nut
13	18Ft.	192001	Filler Strip
14	18Ft.	193018	Self Seal Weather Strip
15	2	910004	3/8 UNC Hex Nut
16	4	485052	1/8 x 3/8 Pop Rivet
17	2	920002	3/8 Flat Washer

STEERING WHEEL ASSEMBLY

DET. QTY PART NO. DESCRIPTION

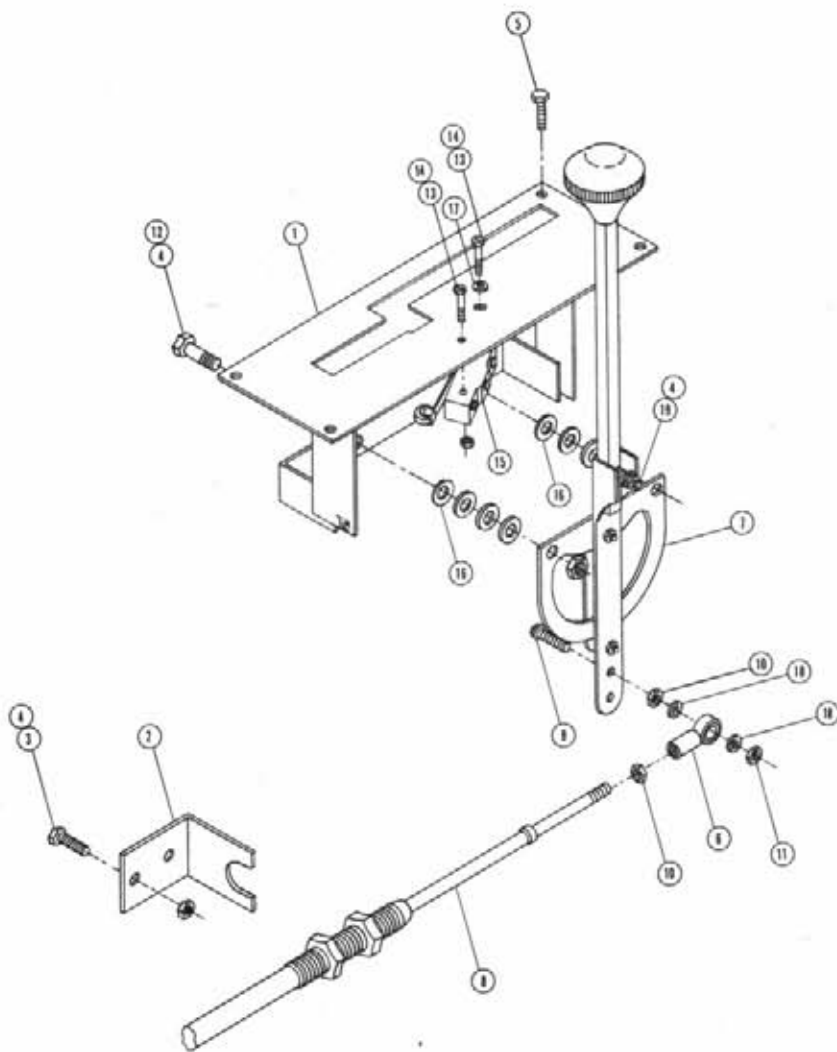
1	2	200464	PARK BRAKE SPACER
2	1	291088	FLASHER / TURN SIGNAL SWITCH
3	1	298012	TOGGLE SWITCH
4	1	341631	STRG COLUMN COVER WLD
5	1	001266	SPACER TUBE
6	2	390318	HEADLIGHT HIGHBEAM INDICATOR
7	1	749150	STRG MTR NON-LOAD REACT 100B
8	4	618109	9/16MJIC-3/4MOR ADPTR
9	1	742502	STRG ADJ KNOB
10	1	749178	STRG COLUMN 2.5IN LONG
11	1	749245	STRG WHL 14.0 DIA W/CAP
12	1	470001	RUBBER BOOT W NUT FOR 298012
13	1	900277	1/2 UNC X 5 1/2 HEX BOLT
14	1	901276	1/2 UNC X 5 CARR BOLT
15	1	914008	1/2 UNC STOVER NUT
16	2	470123	1/2 EXTERN TOOTH LOCK WASH
17	2	900128	3/8 UNC X 3/4 HEX BOLT
18	2	900130	3/8 UNC X 1 1/4 HEX BOLT
19	2	920002	WASH FLAT 3/8 SAE
20	1	470157	NUT 13/16-20 UNF
21	1	903883	10-32 X 1/2 SLTRD HD MACH SCR
22	1	910027	HEX NUT NO 10 UNF
23	1	749244	STRG WHL CAP FOR 749245





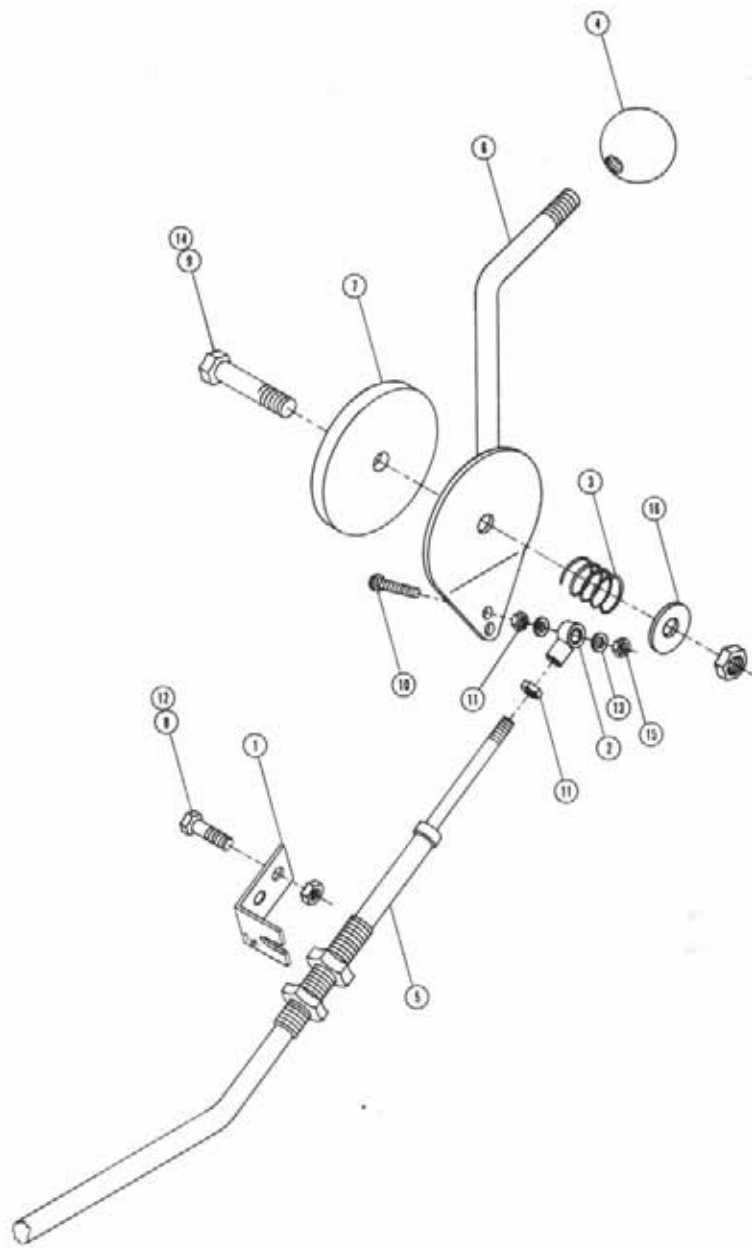
CAB FOAM

Det.	Qty.	P/N	Description
1	1	659597	Foam, Center Rear Operator Station
2	1	659594	Foam, Right Front Operator Station
3	1	659593	Foam, Center Front Operator Station
4	1	659596	Foam, Left Rear Operator Station
5	1	659595	Foam, Left Front Operator Station
6	1	659598	Foam, Left Side Panel
7	1	659381	Foam, Rear Top Crossmember
8	1	659599	Foam, Console Side
9	1	659383	Foam, Cab Roof
10	1	659385	Foam, Left Top Cab Corner
11	2	659392	Foam, Upper Side Frame
12	1	659393	Foam, Upper Rear Frame
13	1	659394	Foam, Lower Rear Window Panel
14	1	659396	Foam, Cab Tube 37.25 Long
15	2	659397	Foam, Cab Tube 42.75 Long
16	4	659398	Foam, Cab Tube 32.25 Long



HYDROSTATIC LEVER ASSEMBLY

Det.	Qty.	P/N	Description
1	1	341501	Hydrostatic Control Lever Mount
2	1	341188	Console Throttle Cable Bracket
3	2	900000	1/4 UNC x 1/2 Hex Bolt
4	5	914000	1/4 UNC Stover Nut
5	4	470122	1/4-20 x 1/2 Flanged Hex Bolt
6	1	473921	No. 10-32 Ball Joint
7	1	606864	Control Lever
8	1	785053	Hydrostatic Cable 95"
9	1	903893	No. 10-32 x 1 Round Head Screw
10	2	910027	No. 10 UNF Hex Nut
11	1	914027	No. 10-32 Stover Nut
12	2	900003	1/4 UNC x 1 Hex Bolt
13	2	910022	No. 6-32 Hex Bolt
14	2	473993	No. 6-32 x 1 1/8 Hex Head Machine Screw
15	1	293006	Micro Switch
16	8	920000	1/4 Flat Washer
17	1	920011	No. 6 SAE Flat Washer
18	2	920510	No. 10 Lock Washer
19	1	900005	1/4 UNC x 1 1/2 Hex Bolt

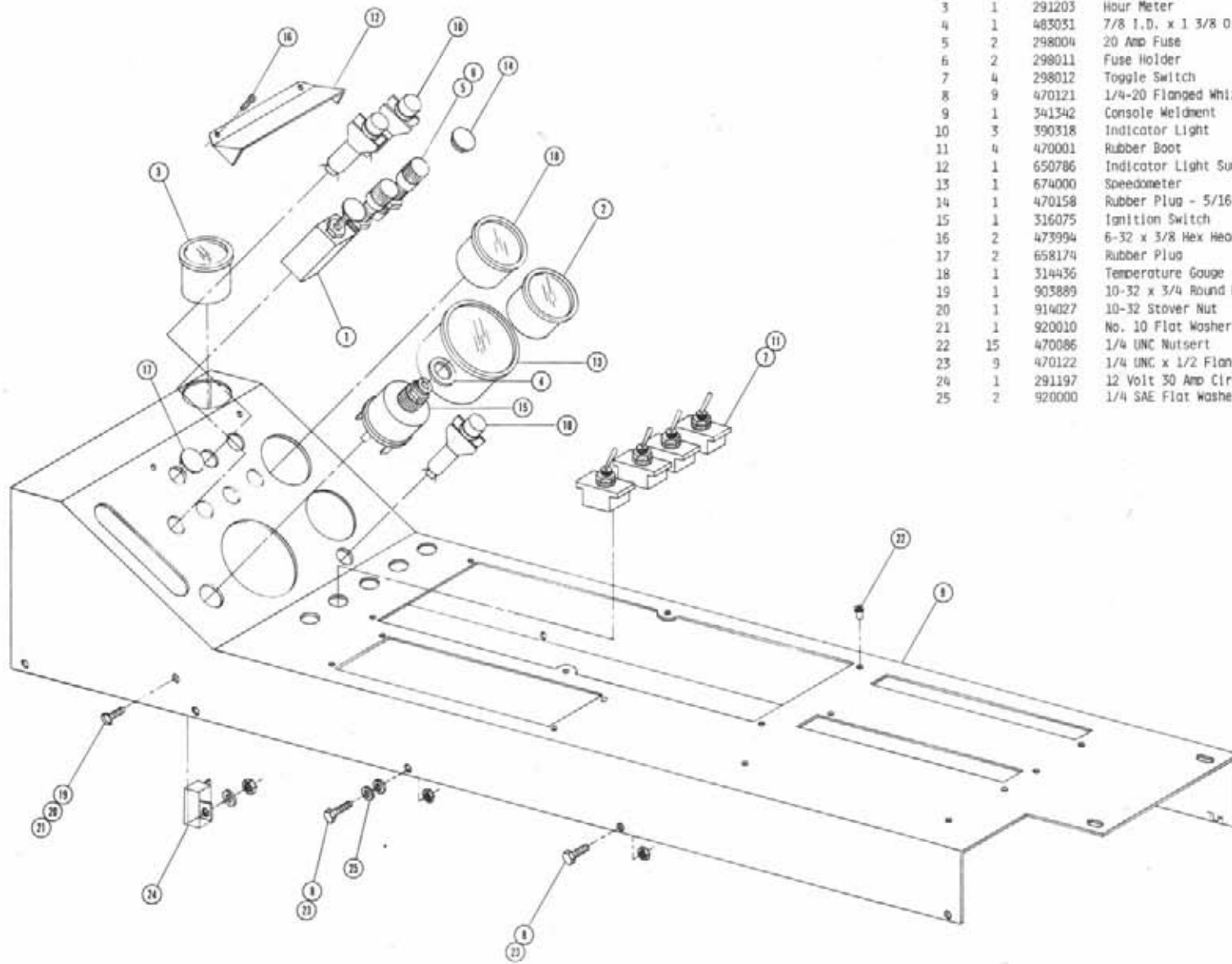


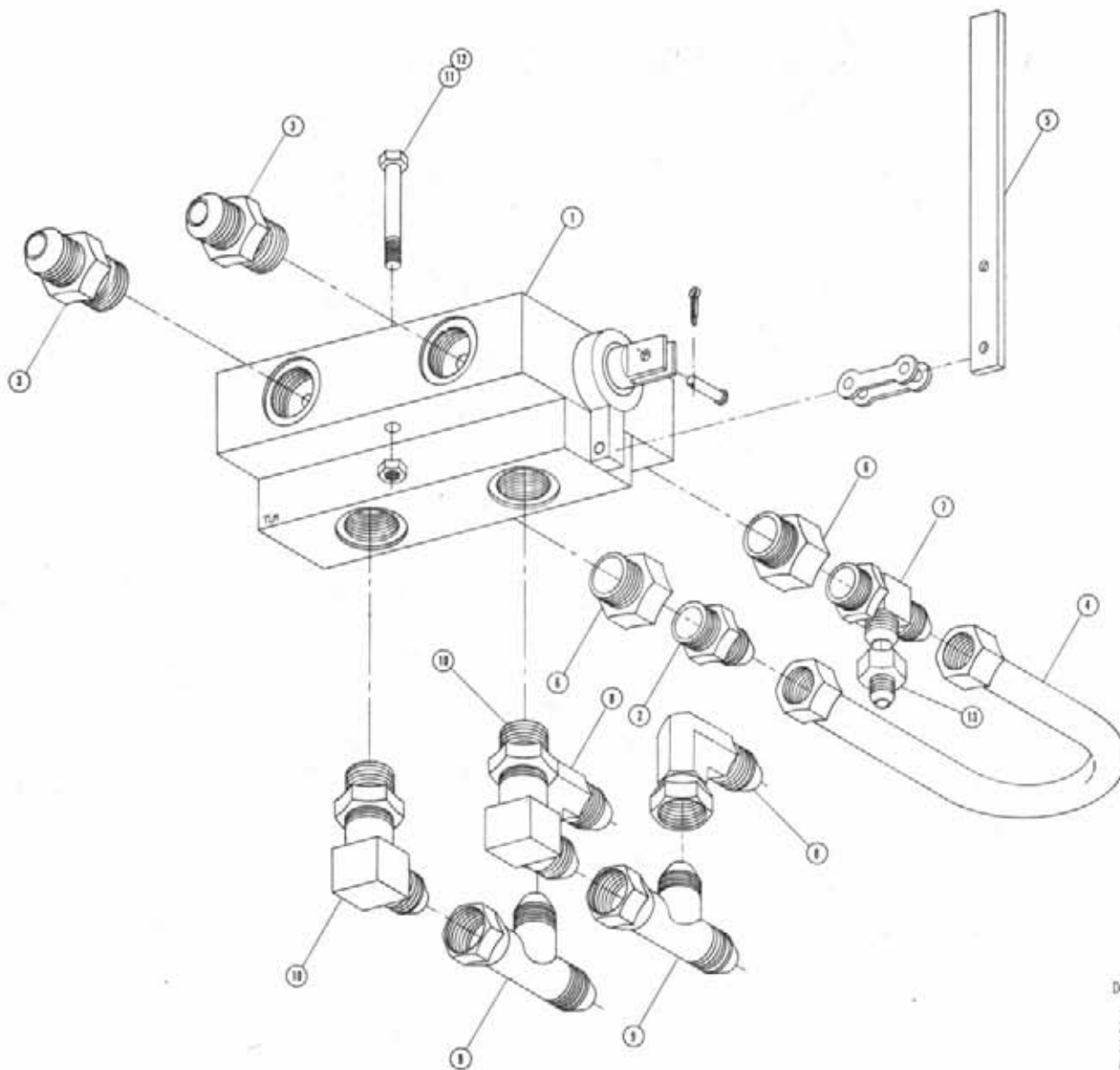
THROTTLE LEVER ASSEMBLY

Det. Qty.	P/N	Description
1	341188	Throttle Cable Mount Angle
2	473921	No. 10-32 Ball Joint
3	499001	Spring
4	659292	1 7/8 Dia. Ball Knob
5	785054	Throttle Cable 128"
6	785040	Throttle Lever Weldment
7	785046	Friction Disc
8	900000	1/4 UNC x 1/2 Hex Bolt
9	900170	3/8 UNC x 2 1/4 Hex Bolt
10	903893	No. 10-32 x 1 Round Head Machine Screw
11	910027	No. 10 UNF Hex Nut
12	914000	1/4 UNC Stover Nut
13	920510	No. 10 Lock Washer
14	914004	3/8 UNC Stover Nut
15	914027	No. 10-32 Stover Nut
16	920002	3/8 SAE Flat Washer

CONSOLE ASSEMBLY

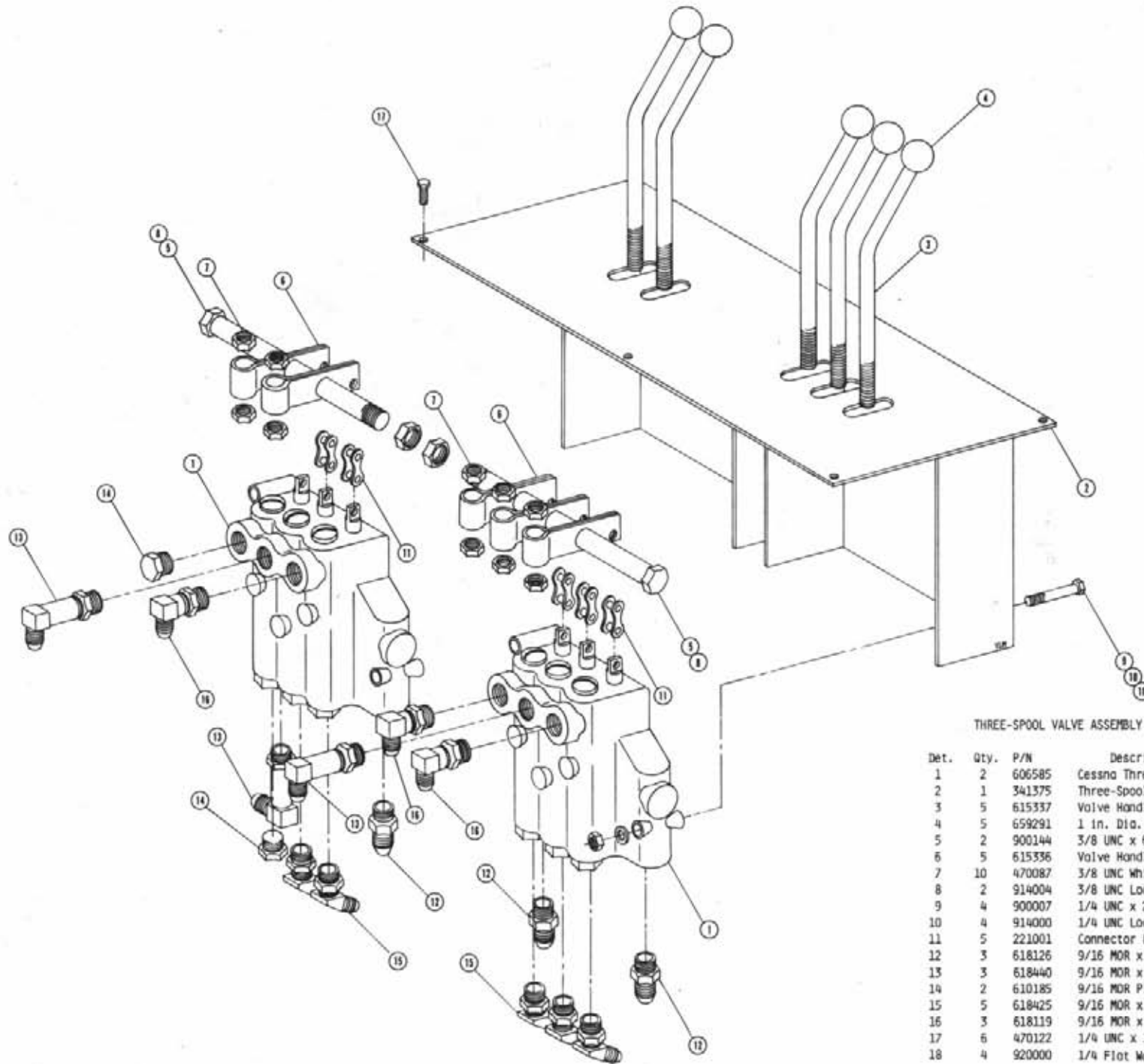
Det.	Qty.	P/N	Description
1	1	290046	Two-Position Light Switch
2	1	290401	Fuel Gauge
3	1	291203	Hour Meter
4	1	483051	7/8 I.D. x 1 3/8 O.D. Washer
5	2	298004	20 Amp Fuse
6	2	298011	Fuse Holder
7	4	298012	Toggle Switch
8	9	470121	1/4-20 Flanged Whiz Nut
9	1	341342	Console Weldment
10	3	390318	Indicator Light
11	4	470001	Rubber Boot
12	1	650786	Indicator Light Sun Shield
13	1	674000	Speedometer
14	1	470158	Rubber Plug - 5/16 Dia. Hole
15	1	316075	Ignition Switch
16	2	473994	6-32 x 3/8 Hex Head Metal Screw
17	2	658174	Rubber Plug
18	1	314436	Temperature Gauge
19	1	903889	10-32 x 3/4 Round Head Machine Screw
20	1	914027	10-32 Stover Nut
21	1	920010	No. 10 Flat Washer
22	15	470086	1/4 UNC Nutsert
23	9	470122	1/4 UNC x 1/2 Flanged Hex Bolt
24	1	291197	12 Volt 30 Amp Circuit Breaker
25	2	920000	1/4 SAE Flat Washer





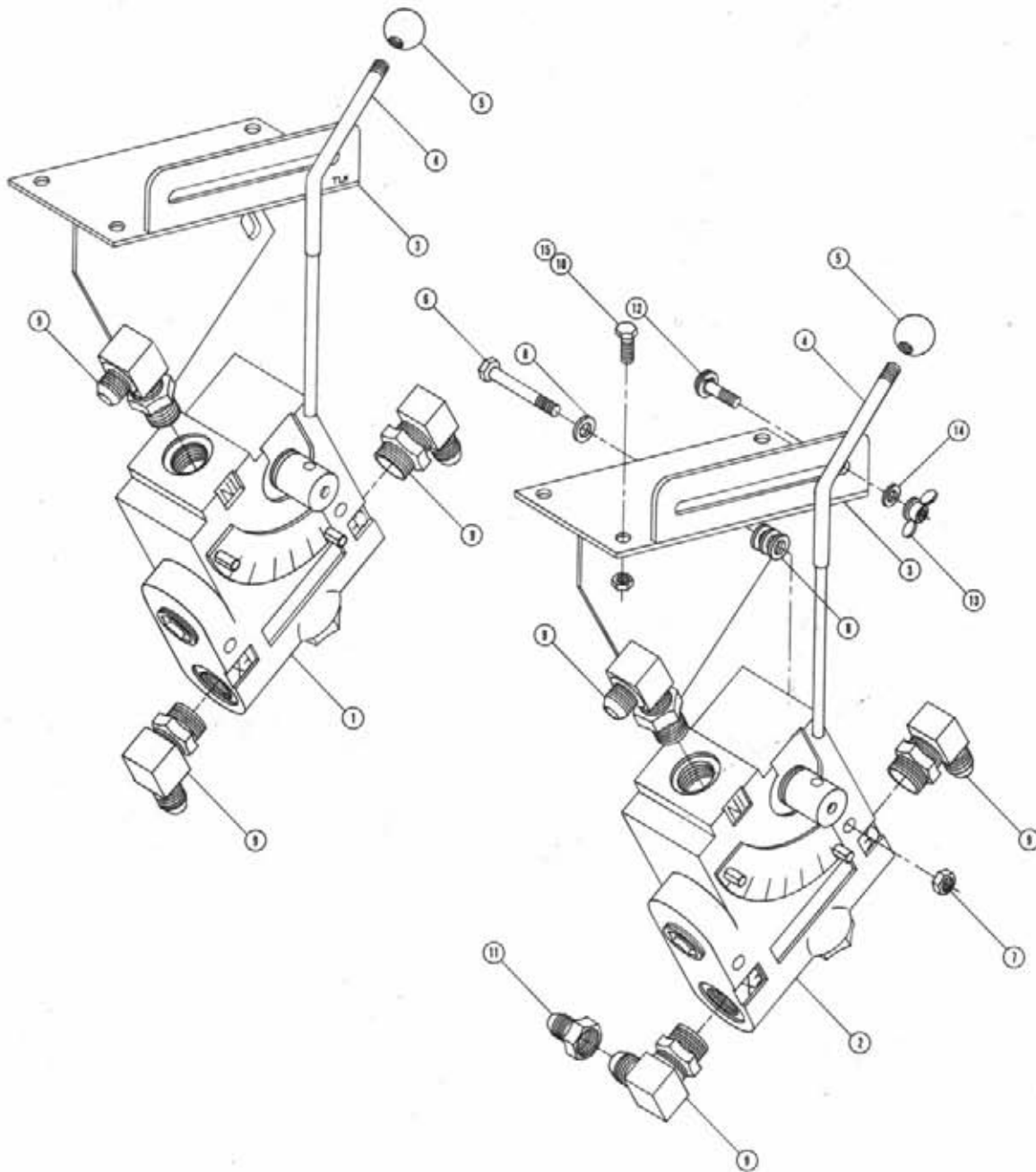
Four-wheel Drive Selector Valve Assembly

Det. Qty.	P/N	Description
1	606003	Gresen Selector Valve
2	611126	7/8 MOR x 7/8 MJIC
3	611127	1 1/16 MOR x 1 1/16 MJIC
4	614198	Four-Wheel Drive U-Tube
5	615592	Four-Wheel Drive Selector Valve Handle
6	618132	1 1/16 MOR x 7/8 FOR Reducer
7	618130	7/8 MOR x 7/8 MJIC RUN TEE
8	618301	7/8 MJIC x 90° x 7/8 FJIC Swivel
9	618333	7/8 MJIC Swivel Run Tee
10	618535	1 1/16 MOR x 90° x 7/8 MJIC
11	900135	3/8 UNC x 2 3/4 Hex Bolt
12	914004	3/8 UNC Lock Nut
13	618557	7/8 FJIC x 9/16 MJIC



THREE-SPOOL VALVE ASSEMBLY

Det.	Qty.	P/N	Description
1	2	606585	Cessna Three-Spool Valve
2	1	341375	Three-Spool Valve Mount Weldment
3	5	615337	Valve Handle
4	5	659291	1 in. Dia. Ball
5	2	900144	3/8 UNC x 6 1/2 Hex Bolt
6	5	615336	Valve Handle Link
7	10	470087	3/8 UNC Whiz Nut
8	2	914004	3/8 UNC Lock Nut
9	4	900007	1/4 UNC x 2 Hex Bolt
10	4	914000	1/4 UNC Lock Nut
11	5	221001	Connector Link Clip
12	3	618126	9/16 MOR x 9/16 MJIC
13	3	618440	9/16 MOR x 90° x 9/16 MJIC Long
14	2	610185	9/16 MOR Plug
15	5	618425	9/16 MOR x 45° x 9/16 MJIC
16	3	618119	9/16 MOR x 90° x 9/16 MJIC
17	6	470122	1/4 UNC x 1/2 Flange Head Bolt
18	4	920000	1/4 Flat Washer



VARIABLE FLOW CONTROL ASSEMBLIES

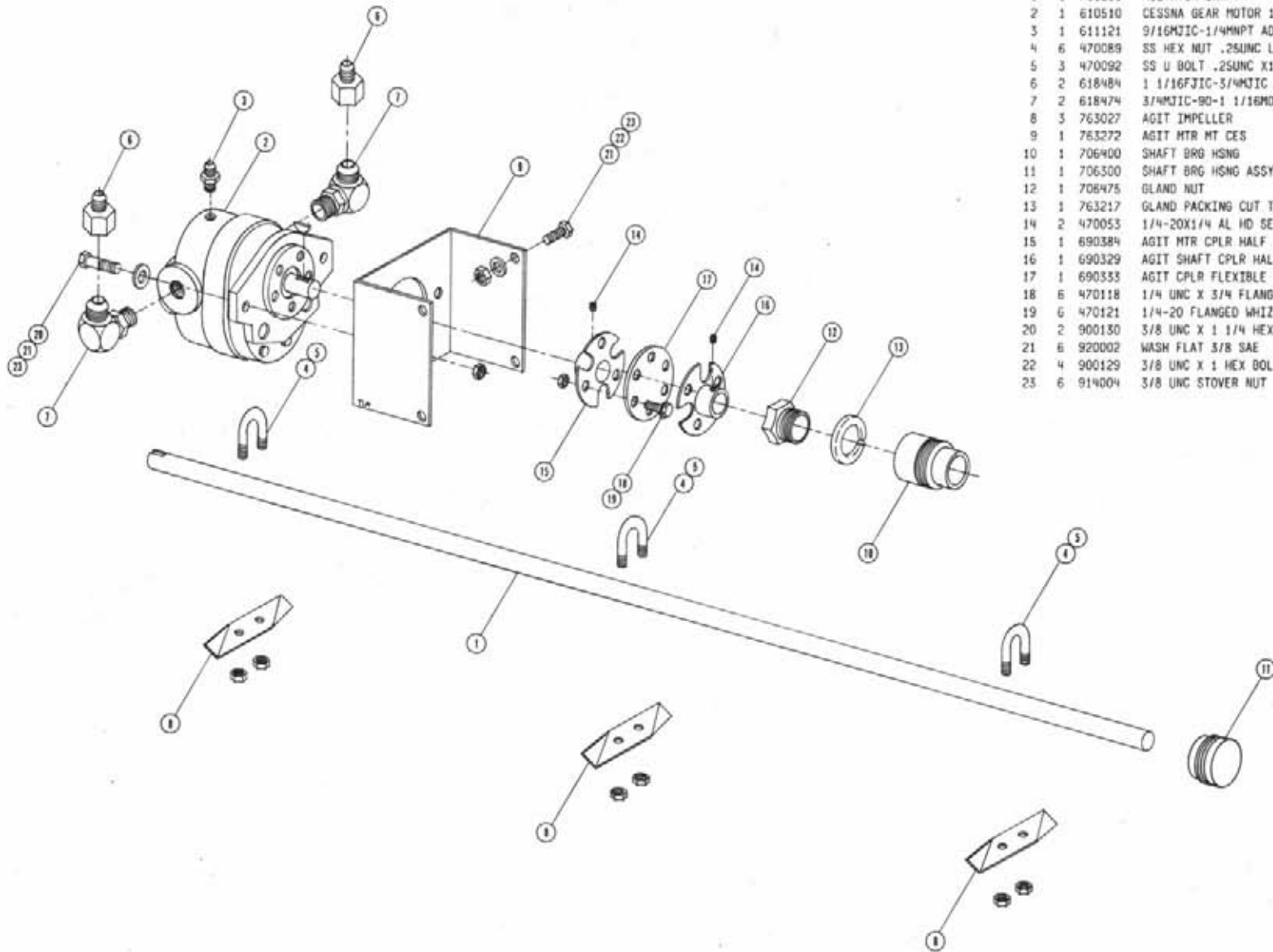
DET. QTY PART NO. DESCRIPTION

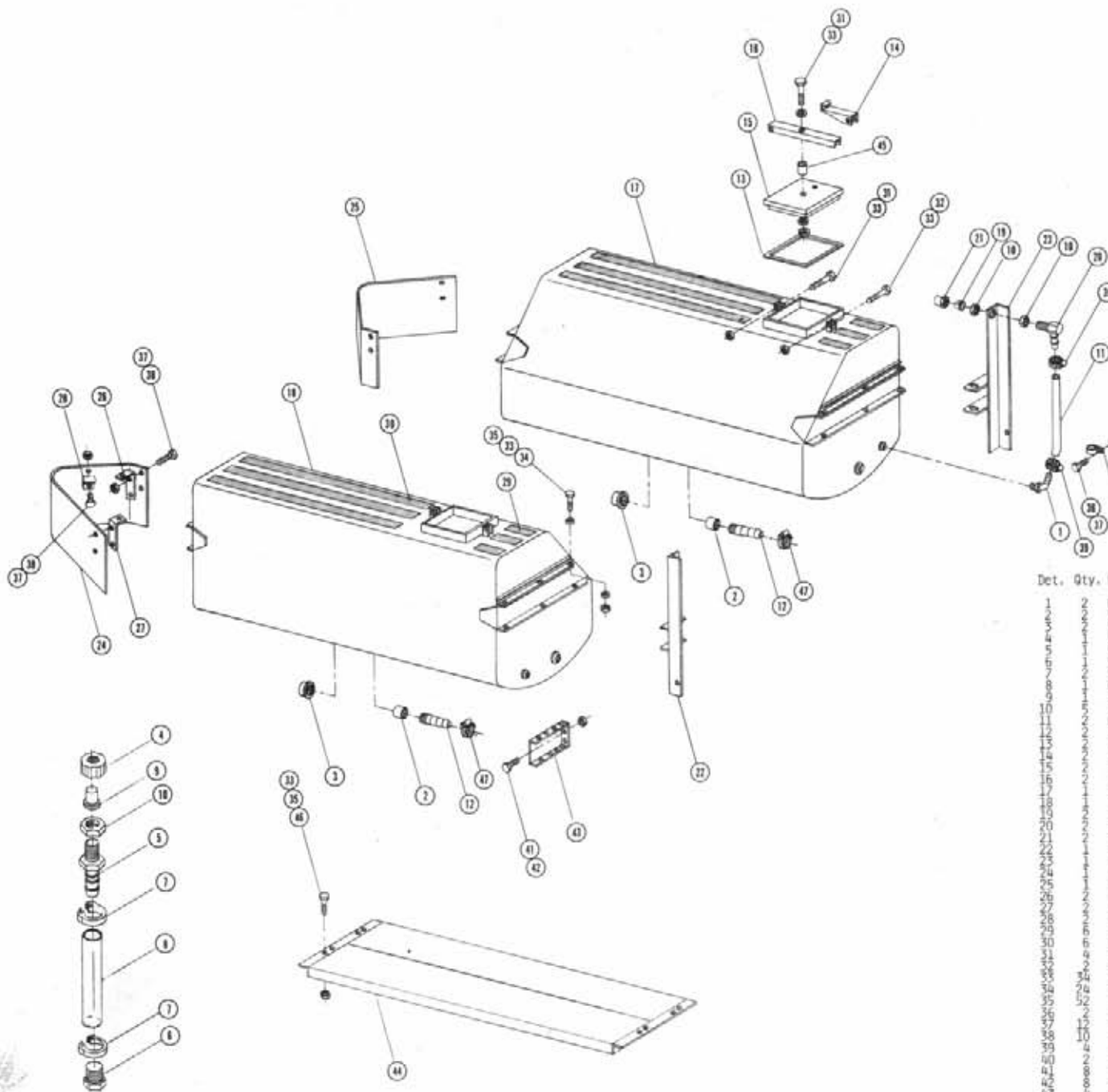
1	1	606818	FLO CONT FCR51 0-16GPM 7/8FOR
2	1	606827	FLO CONT FCS1 0-3 VARI 7/8FOR
3	2	606837	FLOW CONT MT WLD
4	2	615491	FLOW CONT LEVER WLD
5	2	659291	1 DIA BALL KNOB 3/8-16INSERT
6	4	900009	1/4 UNC X 2 3/4 HEX BOLT
7	4	914000	1/4 UNC STOVER NUT
8	16	920000	1/4 FLAT WASH SAE
9	6	618183	3/4M3IC-90-7/8MOR LBO
10	6	470118	1/4 UNC X 3/4 FLANGED H BOLT
11	1	618482	3/4F3IC-9/16M3IC ADPTR
12	2	901064	5/16 UNC X 3/4 CARR BOLT
13	2	473900	5/16 PLATED WING NUT
14	2	920002	WASH FLAT 3/8 SAE
15	6	470121	1/4-20 FLANGED WHIZ NUT

AGITATOR ASSEMBLY

DET. QTY PART NO. DESCRIPTION

1	1	763216	AGITATOR SHAFT
2	1	610510	CESSNA GEAR MOTOR 1.48CI
3	1	611121	9/16MJIC-1/4MMPT ADPTR
4	6	470089	SS HEX NUT .25UNC LOCK
5	3	470092	SS U BOLT .25UNC X1.25 X.75
6	2	618484	1 1/16FJIC-5/4MJIC ADPTR
7	2	618474	3/4MJIC-90-1 1/16MDR LBO
8	3	763027	AGIT IMPELLER
9	1	763272	AGIT MTR MT CES
10	1	706400	SHAFT BRG HSNB
11	1	706300	SHAFT BRG HSNB ASSY BLIND END
12	1	708475	GLAND NUT
13	1	763217	GLAND PACKING CUT TO UNKNOWN
14	2	470053	1/4-20X1/4 AL HD SET SC CUP
15	1	690384	AGIT MTR CPLR HALF WLD CES
16	1	690329	AGIT SHAFT CPLR HALF WLD
17	1	690333	AGIT CPLR FLEXIBLE DISK
18	6	470118	1/4 UNC X 3/4 FLANGED H BOLT
19	6	470121	1/4-20 FLANGED WHIZ NUT
20	2	900130	3/8 UNC X 1 1/4 HEX BOLT
21	6	920002	WASH FLAT 3/8 SAE
22	4	900129	3/8 UNC X 1 HEX BOLT
23	6	914004	3/8 UNC STOVER NUT

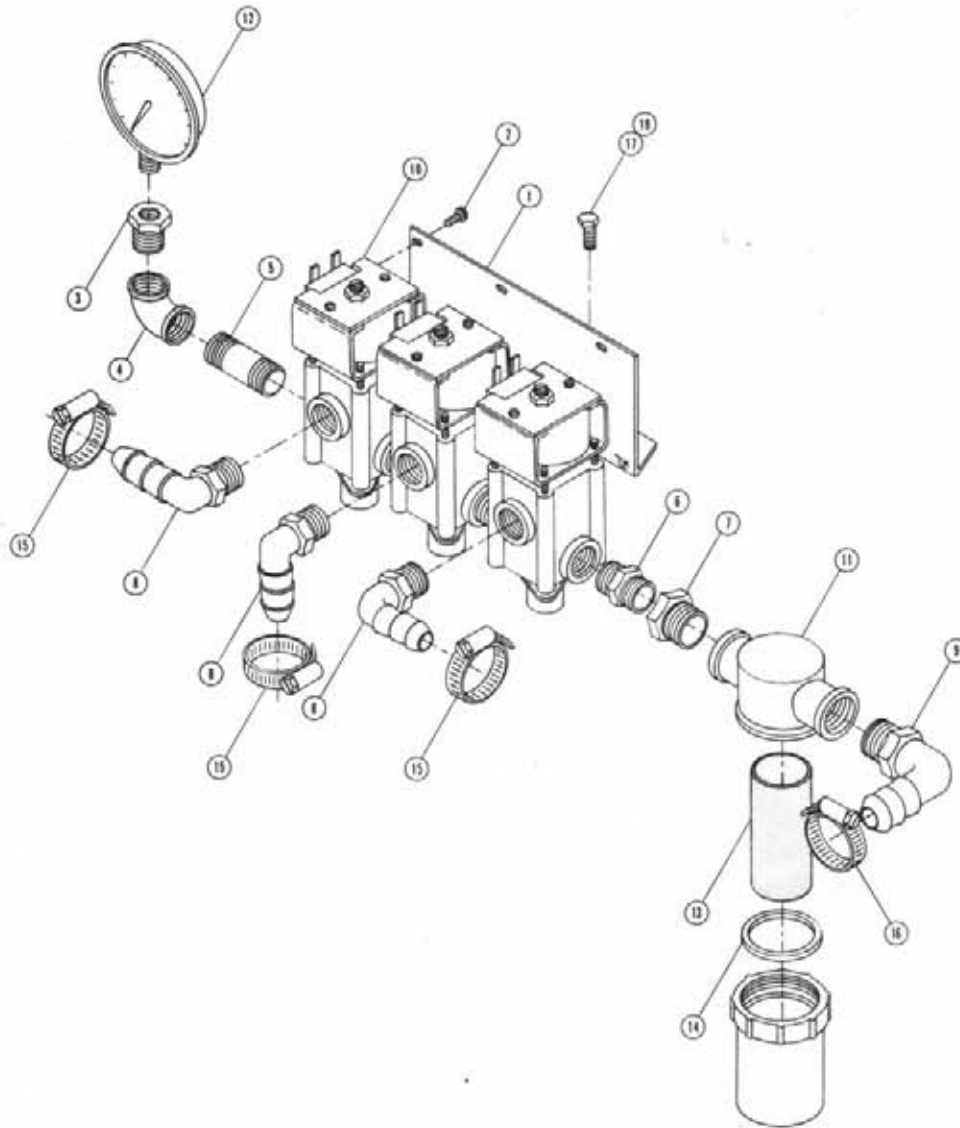




SOLUTION TANK ASSEMBLY

Det.	Qty.	P/N	Description
1	1	618556	1/4 NPT x 90° x 1/2 Nylon Hose Barb
2	1	507025	1 1/2 NPT Pipe Coupler
3	1	507100	1/2 NPT Pipe Cap
4	1	500005	1/16 Nylon Swivel Nut
5	1	500006	1/16 NPS x 3/8 Hose Barb
6	1	500007	1/8 MNPT Nylon Hex Plug
7	1	520003	No. 6 Vinyl Snap Clamp
8	1	601216	Vent Hose
9	1	738859	Nylon Screen Assembly
10	1	737858	1/16 Nut
11	1	601245	1/2 x 42 in. Sight Gauge Hose
12	1	716003	1 1/2 x 1 1/2 Hose Barb
13	1	760653	Tank Lid Gasket
14	1	763163	Spray Tank Latch Handle
15	1	763164	Spray Tank Lid Weldment
16	1	763166	Tank Lid Channel
17	1	763196	Right Spray Tank Weldment
18	1	763197	Left Spray Tank Weldment
19	1	751109	F59 80 Nylon Tip
20	1	737856	1/2 Connector Nozzle
21	1	738866	1/16 Steel Cap Nut
22	1	659670	Left Sight Gauge Mount
23	1	659669	Right Sight Gauge Mount
24	1	659668	Left Solution Tank Shield
25	1	659667	Right Solution Tank Shield
26	1	659666	Inside Mounting Bracket Tank Shield
27	1	659665	Outside Mounting Bracket Tank Shield
28	1	659664	Top Bracket Solution Tank Shield
29	1	659677	4 x 9 Safety Walk
30	1	659678	4 x 40 Safety Walk
31	1	900134	3/8 UNC x 2 1/2 Hex Bolt
32	1	900138	3/8 UNC x 3 1/2 Hex Bolt
33	1	914004	3/8 UNC Lock Nut
34	1	900130	3/8 UNC x 1 3/4 Hex Bolt
35	1	920002	3/8 Flat Washer
36	1	914000	1/4 UNC Stover Nut
37	1	470118	1/4 UNC x 3/4 Flanged Hex Bolt
38	1	470119	1/4 UNC Flanged Whiz Nut
39	1	520069	No. 6 Hose Clamp
40	1	520117	5/8 Cushion Hose Clamp
41	1	900333	5/8 UNC x 1 1/2 Hex Bolt
42	1	914010	5/8 UNC Stover Nut
43	1	341434	Tank Mount Extension Channel Weldment
44	1	341437	Catwalk Weldment
45	1	601231	3/4 x 2 High Pressure EPDM Hose
46	1	900129	3/8 UNC x 1 Hex Bolt
47	2	520067	No. 28 Hose Clamp

Note: Item 44 is used with 8380 Machines

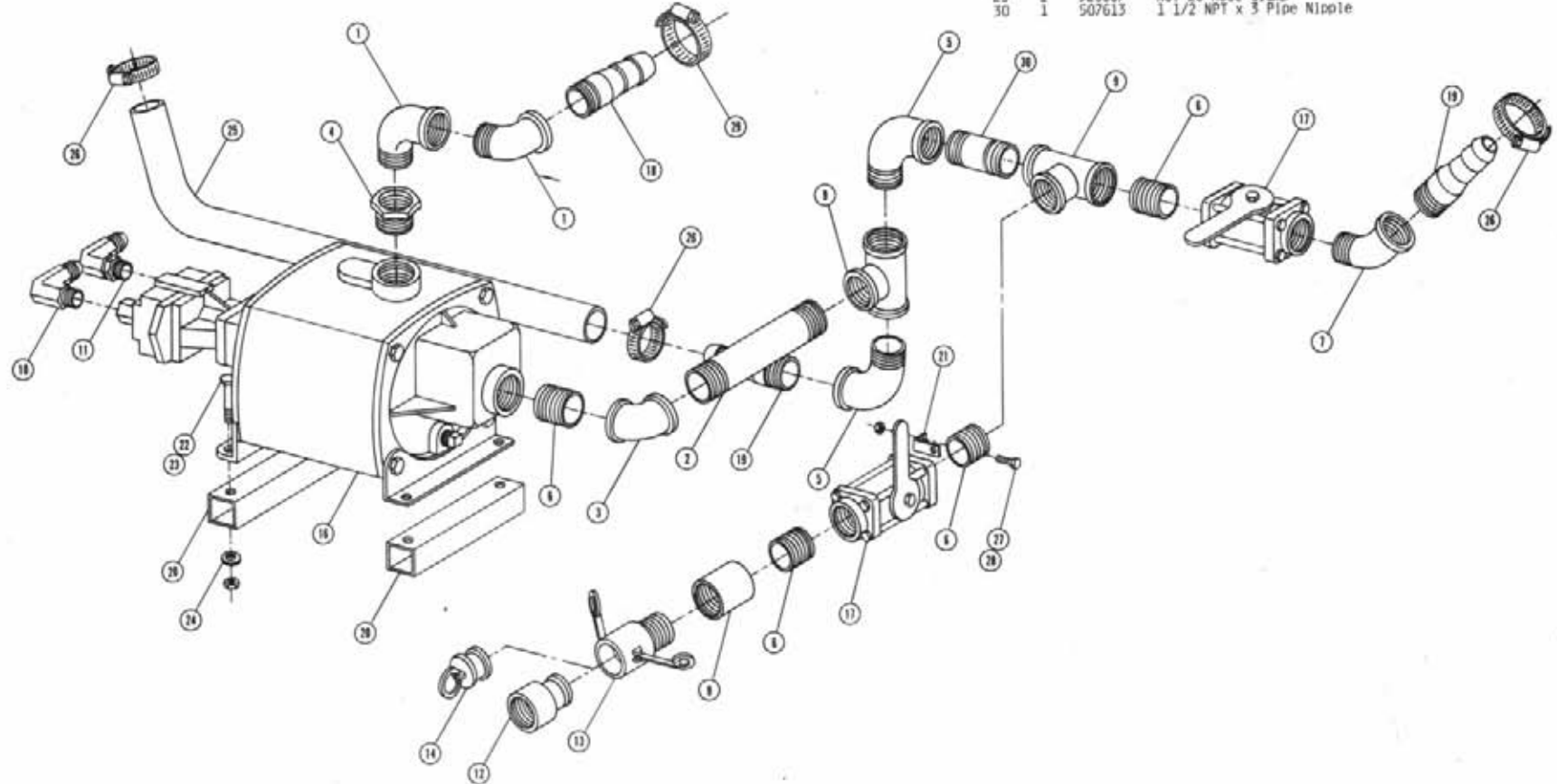
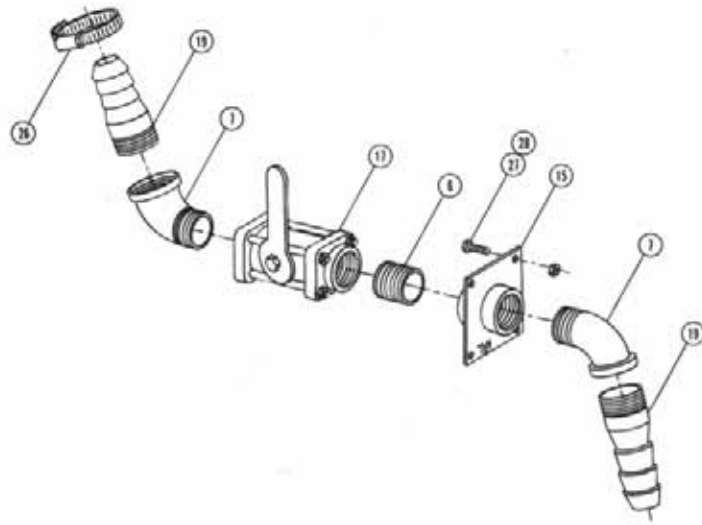


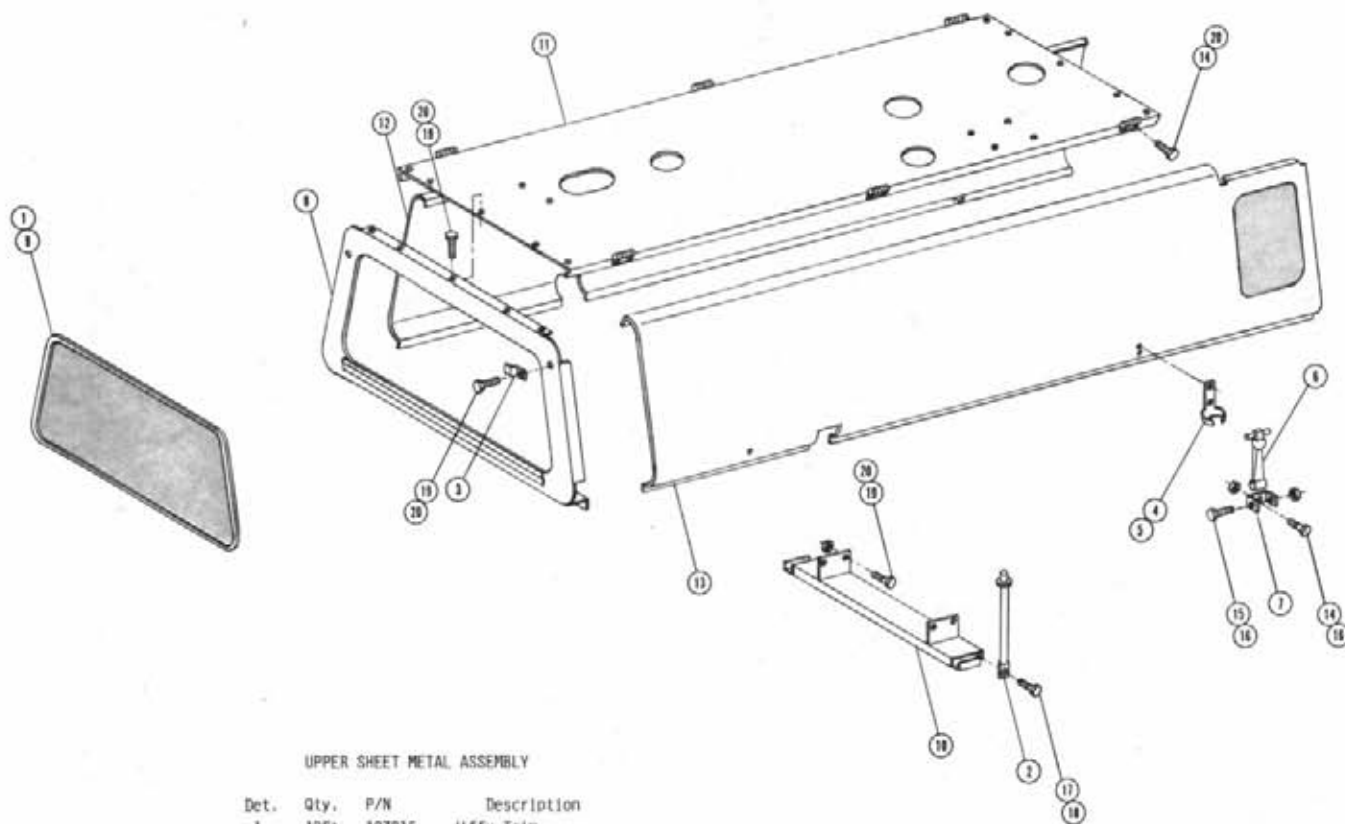
SOLUTION SOLENOID VALVE ASSEMBLY

Det. Qty.	P/N	Description
1	160469	Solution Valve Mount Bracket
2	472199	No. 10-24 x 1/2 Round Head Mach. Screw
3	504002	3/4 NPT To 1/4 NPT Nylon Reducer Bushing
4	504502	3/4 NPT x 90 Nylon Pipe Nipple
5	504800	3/4 NPT x 1.75 Pipe Nipple
6	505219	3/4 NPT Nylon Hex Pipe Nipple
7	506002	1 1/4 NPT x 3/4 NPT Nylon Reducer Bushing
8	618591	1/2 NPT x 90 x 3/4 Nylon Hose Barb
9	618592	1 1/4 NPT x 90 x 1 1/4 Nylon Hose Barb
10	690019	Solution Valve Assembly
11	690060	1 1/4 NPT Line Strainer
12	690359	Pressure Gauge
13	690068	40 Mesh Line Strainer Screen
14	690067	Gasket
15	520055	No. 12 Hose Clamp
16	520087	No. 20 Hose Clamp
17	470121	1/4-20 Flanged Whiz Nut
18	470118	1/4-20 UNC x 3/4 Flanged Hex Bolt

SOLUTION PUMP ASSEMBLY

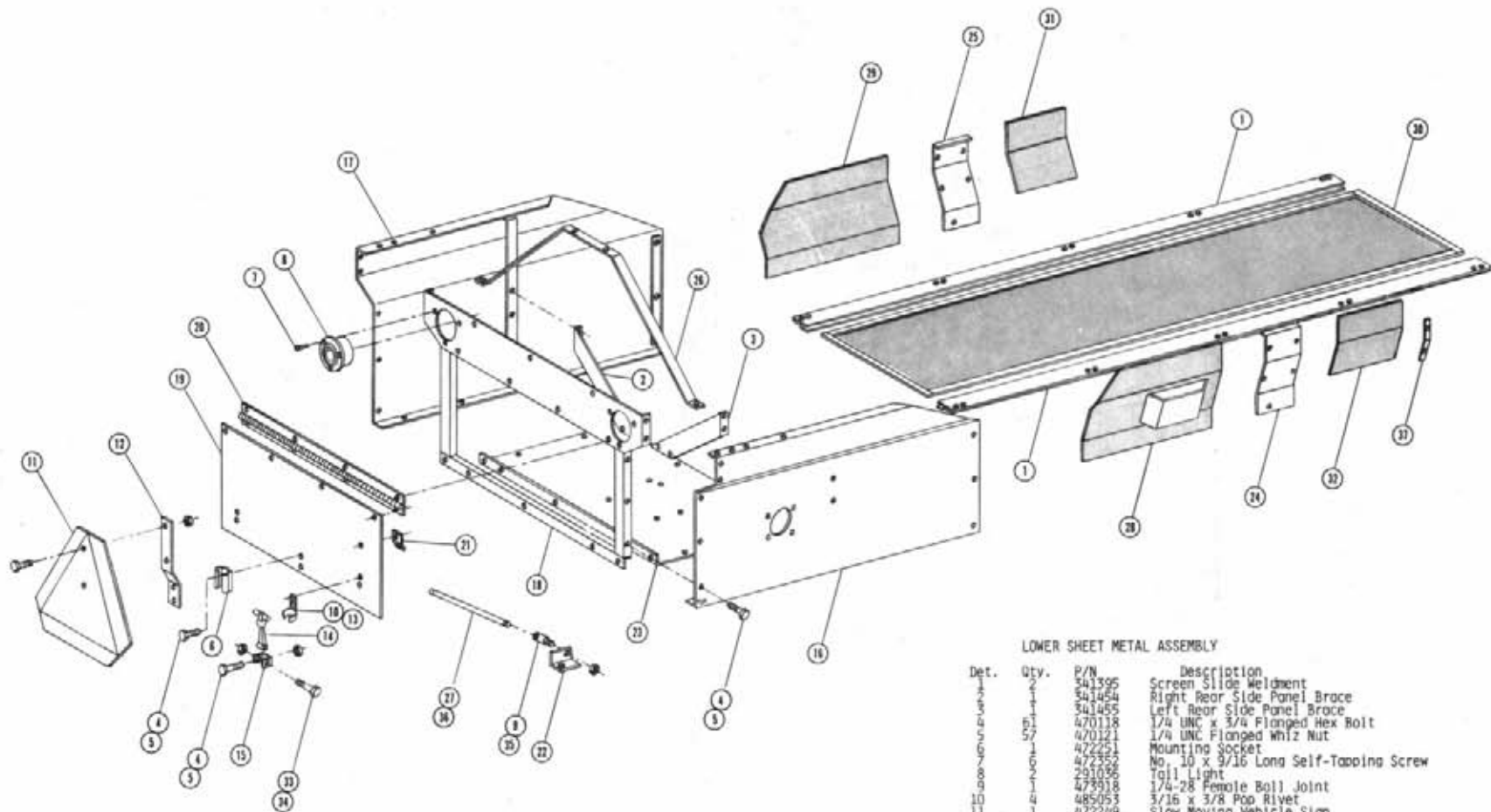
Det.	Qty.	P/N	Description
1	2	506410	1 1/4 NPT x 90° Street Elbow
1	1	507008	1/2 NPT x 5 1/2 Pipe Nipple
1	1	507014	1/2 NPT x 90° Elbow
1	1	507015	1/2 NPT to 1/4 NPT Reducer Bushing
1	1	507018	1/2 NPT x 90° Street Elbow
1	1	507019	1/2 NPT x 45° Nipple
1	1	507024	1/2 NPT x 45° Street Elbow
1	1	507025	1/2 NPT Pipe Coupler
1	1	507250	1/2 NPT Pipe Tee
10	1	611145	1/2 NPT x 90° x 3/4 MJIC
11	1	618241	3/4 MDR x 90° x 3/4 MJIC
12	1	690302	1/2 NPT Female Adaptor
13	1	690303	1/2 NPT Male Coupler
14	1	690304	Adaptor Plug
15	1	690320	Valve Coupler Plate Weldment
16	1	690341	Hydra Solution Pump
17	1	696110	1/2 FNPT Ball Valve
18	1	715650	1/4 NPT x 1/4 Hose Barb
19	1	716003	1/2 NPT x 1/2 Hose Barb
20	2	690342	Hydra Solution Pump Spacer
21	1	690319	Solution Valve Assembly Bracket
22	4	900135	3/8 UNC x 2 3/4 Hex Bolt
23	4	914004	3/8 UNC Stover Nut
24	4	920002	3/8 SAE Flat Washer
25	1	601268	1 1/2 I.D. 2-Braid Black EPDM Hose x 22
26	1	520067	No. 28 Hose Clamp
27	1	470118	1/4 UNC x 3/4 Flanged Hex Bolt
28	1	470121	1/4 UNC Flanged Nut
29	1	520087	No. 20 Hose Clamp
30	1	507613	1 1/2 NPT x 3 Pipe Nipple





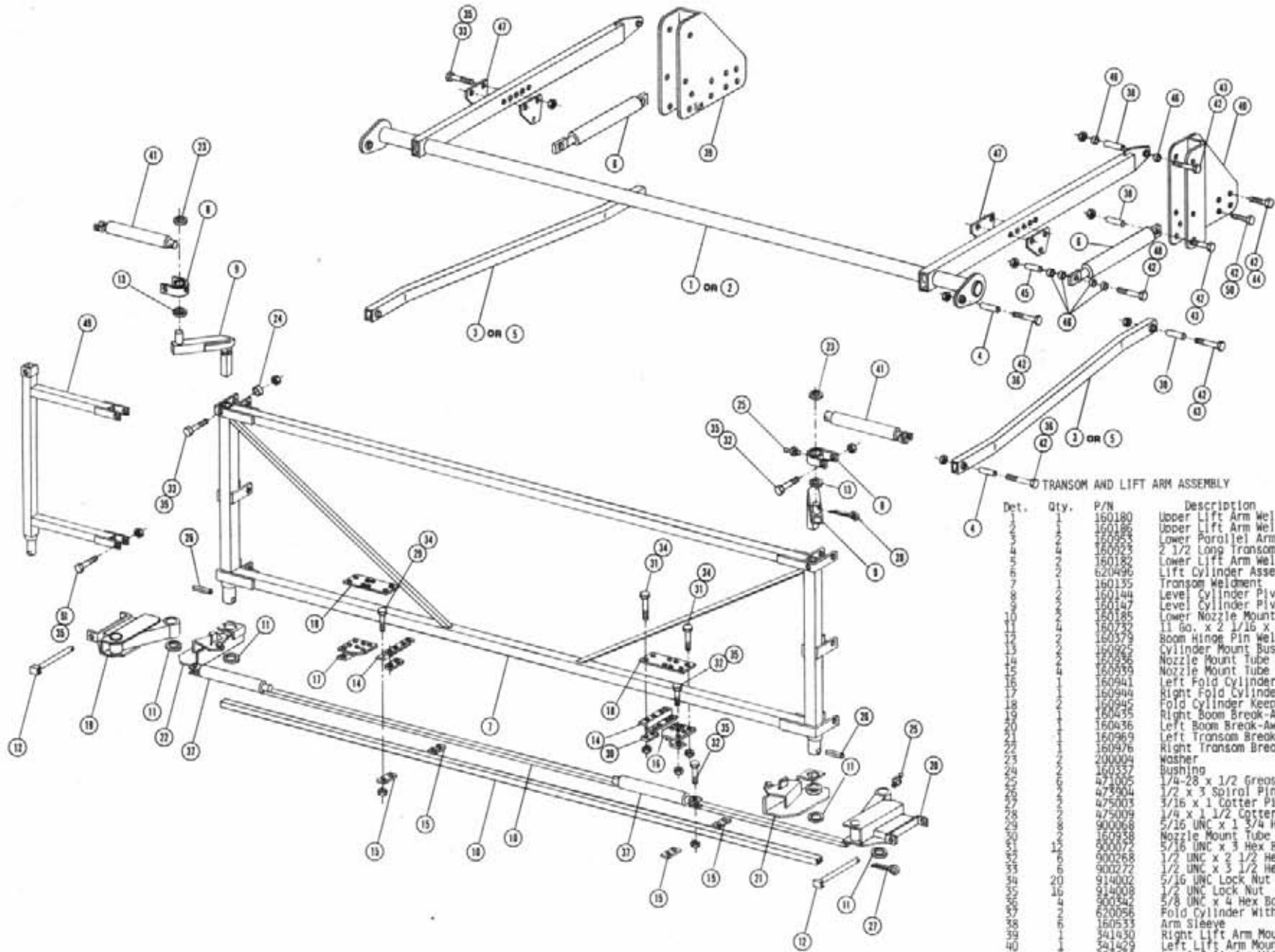
UPPER SHEET METAL ASSEMBLY

Det.	Qty.	P/N	Description
1	12Ft.	193016	Jiffy Trim
2	2	341356	Engine Hood Prop
3	2	470151	Upper Rear Panel Screen Clip
4	8	485053	3/16 x 3/8 Pop Rivet
5	4	656997	Rubber Hook Bracket
6	4	656998	Rubber Hook
7	4	656999	Rubber Hook Anchor Bracket
8	1	659575	Upper Rear Panel Weldment
9	1	659578	Upper Rear Panel Screen
10	1	659649	Engine Hood Prop Mounting Bracket
11	1	659752	Mullion Weldment
12	1	659756	Left Engine Hood
13	1	659755	Right Engine Hood Weldment
14	16	900000	1/4 UNC x 1/2 Hex Bolt
15	4	900005	1/4 UNC x 1 1/2 Hex Bolt
16	8	914000	1/4 UNC Stover Nut
17	2	914004	3/8 UNC Stover Nut
18	2	900129	3/8 UNC x 1 Hex Bolt
19	16	470118	1/4 UNC x 3/4 Flanged Hex Bolt
20	28	470121	1/4 UNC Flanged Hex Nut



LOWER SHEET METAL ASSEMBLY

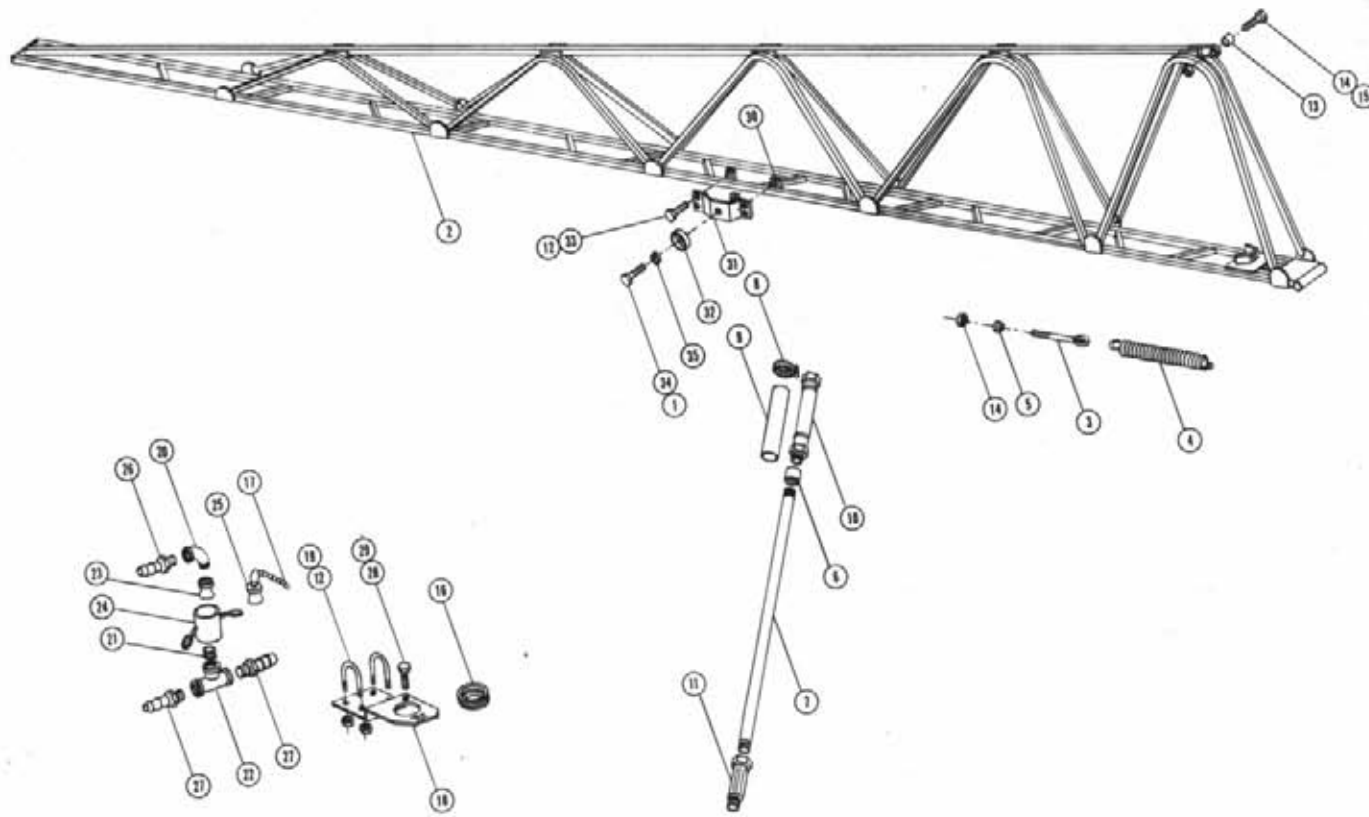
Det.	Qty.	P/N	Description
1	2	541395	Screen Slide Weldment
2	1	541454	Right Rear Side Panel Brace
3	1	541455	Left Rear Side Panel Brace
4	1	470118	1/4 UNC x 3/4 Flanged Hex Bolt
5	57	470121	1/4 UNC Flanged Whiz Nut
6	1	472251	Mounting Socket
7	6	472352	No. 10 x 9/16 Long Self-Tapping Screw
8	1	291056	Tail Light
9	1	473918	1/4-28 Female Ball Joint
10	4	485053	3/16 x 3/8 Pop Rivet
11	1	472299	Slow Moving Vehicle Sign
12	1	472250	Spade Mounting Bracket
13	3	659337	Rubber Hook Bracket
14	4	659398	Rubber Hook
15	2	659939	Rubber Hook Anchor Bracket
16	1	659630	Right Rear Side Panel Weldment
17	1	659631	Left Rear Side Panel Weldment
18	1	659637	Lower Rear Panel Weldment
19	1	659641	Lower Rear Access Door
20	1	659642	Lower Rear Access Door Hinge
21	1	659643	Rear Access Door Prop Mount
22	1	659644	Rear Access Door Prop Stop
23	1	659645	Solution Pump Base
24	1	659646	Right Radiator Mount Cover
25	1	659647	Left Radiator Mount Cover
26	1	659648	Rear Mullion Support
27	1	659649	Rear Access Door Prop
28	1	659775	Right Side Screen
29	1	659660	Left Side Screen
30	1	659676	Lower Screen Weldment
31	1	659777	Left Side Screen
32	1	659776	Right Side Screen
33	2	900005	1/4 UNC x 1 1/2 Hex Bolt
34	2	914000	1/4 UNC Stover Nut
35	1	914001	1/4 UNF Stover Nut
36	1	910001	1/4-28 Hex Nut
37	2	659778	Side Screen Keeper



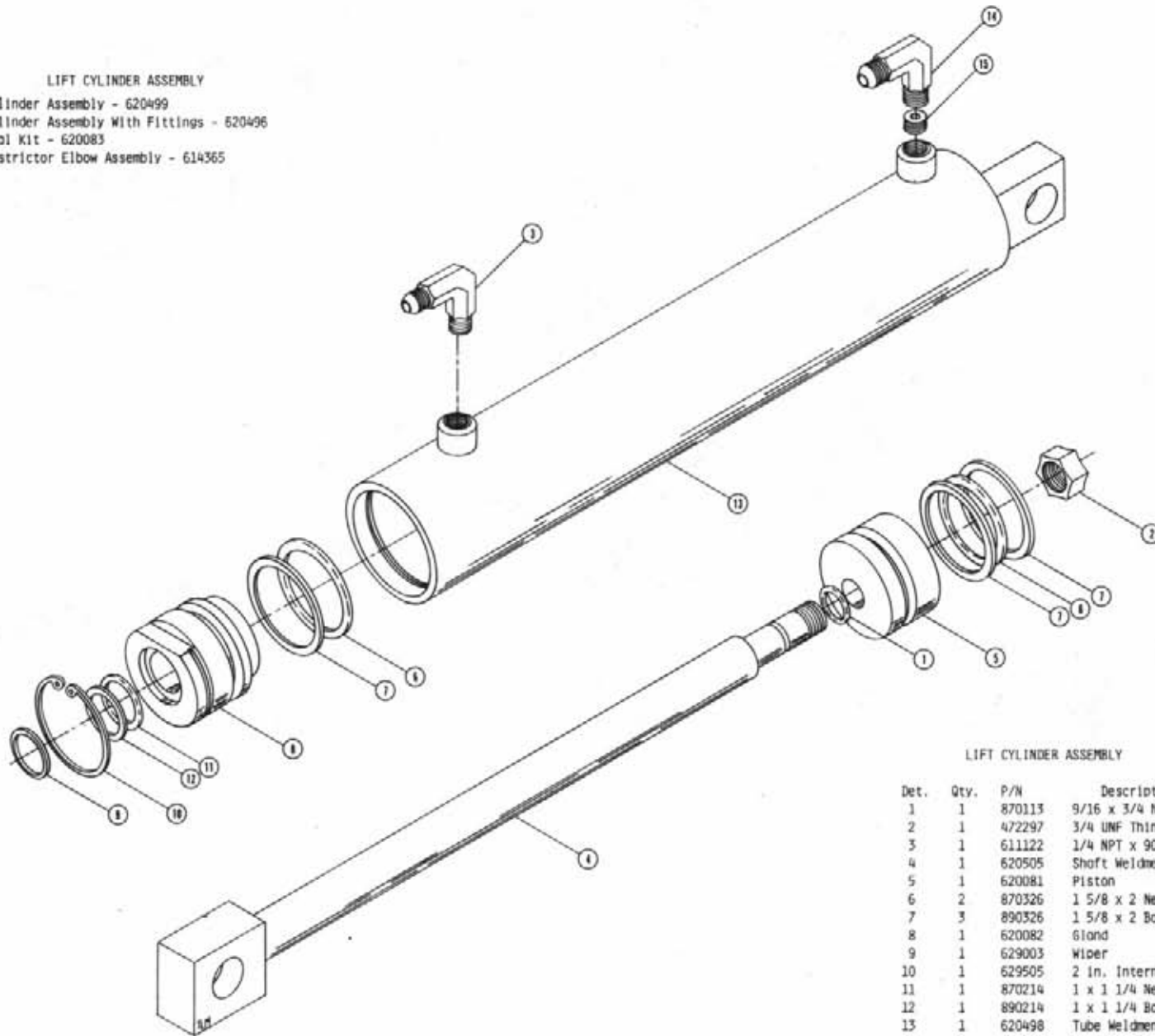
Det.	Qty.	P/N	Description
		160180	Upper Lift Arm Weldment - 8370
		160186	Upper Lift Arm Weldment - 8380
		160954	Lower Parallel Arm Weldment - 8380
		160955	2 1/2 Long Transom Bushing
		160182	Lower Lift Arm Weldment - 8370
		620496	Lift Cylinder Assembly With Fittings
		160135	Transom Weldment
		160144	Level Cylinder Pivot Weldment
		160147	Level Cylinder Pivot Mount Weldment
		160185	Lower Nozzle Mount Tube
		160799	11 Ga. x 2 1/16 x 2 5/8 Washer
		160378	Boom Hinge Pin Weldment
		160925	Cylinder Mount Bushing
		160926	Nozzle Mount Tube Hanger
		160959	Nozzle Mount Tube Keeper, Lower
		160941	Left Fold Cylinder Mount Weldment
		160944	Right Fold Cylinder Mount Weldment
		160945	Fold Cylinder Keeper Plate
		160435	Right Boom Break-Away Hinge Weldment
		160436	Left Boom Break-Away Hinge Weldment
		160969	Left Transom Break-Away
		160976	Right Transom Break-Away
		200004	Washer
		160537	Bushing
		471005	1/4-28 x 1/2 Grease Zerk
		473904	1/2 x 3 Spiral Pin
		475003	3/16 x 1 Cotter Pin
		475009	1/4 x 1 1/2 Cotter Pin
		900068	5/16 UNC x 1 3/4 Hex Bolt
		160938	Nozzle Mount Tube Keeper
		900072	5/16 UNC x 3 Hex Bolt
		900268	1/2 UNC x 2 1/2 Hex Bolt
		900272	1/2 UNC x 3 1/2 Hex Bolt
		914002	5/16 UNC Lock Nut
		914008	1/2 UNC Lock Nut
		903542	5/8 UNC x 4 Hex Bolt
		620096	Fold Cylinder With Fittings
		160533	Arm Sleeve
		941430	Right Lift Arm Mount Weldment
		941429	Left Lift Arm Mount Weldment
		620069	Level Cylinder With Fittings
		914010	5/8 UNC Lock Nut
		900338	5/8 UNC x 3 Hex Bolt
		900333	5/8 UNC x 1 1/2 Hex Bolt
		160922	Bushing
		160924	1/4 Long Transom Bushing
		160920	Cylinder Mount
		900340	5/8 UNC x 3 1/2 Hex Bolt
		160339	Transom Extension Weldment
		900335	5/8 UNC x 2 Hex Bolt
		900275	1/2 UNC x 4 1/2 Hex Bolt

BOOM ASSEMBLY AND SPRAY COMPONENTS

Det.	Qty.	P/N	Description
1	1	914004	3/8 UNC Stover Nut
2	1	150440	Outer Boom Weldment
3	1	160979	1/2 UNC x 9 Eye Bolt
4	1	160980	Boom Break-Away Spring
5	1	160981	Boom Bolt Swivel
6	1	501215	1/4 Pipe Coupling
7	1	501618	1/4 x 18 Pipe Nipple
8	1	520082	No. 20 Hose Clamp
9	1	601178	Hose x 3 1/2
10	1	720019	Flex Coupling
11	1	719702	Female Nozzle Body
12	1	914002	5/16 UNC Lock Nut
13	1	160336	Clevis Bushing
14	1	914008	1/2 UNC x 2 Hex Bolt
15	1	900267	Grommet
16	1	160015	Chain
17	1	160986	Feeder Tee Mounting Bracket
18	1	160987	5/16 UNC U-Bolt
19	1	470094	3/4 NPT Street Elbow
20	1	504510	3/4 Close Nipple
21	1	504702	3/4 Pipe Tee
22	1	504952	Quick Connect Female Adapter
23	1	696202	Quick Connect Female Coupler
24	1	696203	Quick Connect Plus
25	1	696204	3/4 NPT x 3/4 Hose Barb
26	1	715220	3/4 NPT x 1/2 Hose Barb
27	1	714350	1/4 UNC x 3/4 Hex Bolt
28	1	900002	1/4 UNC Lock Nut
29	1	914000	Nozzle Mount Keeper
30	1	160939	Boom Bumper Mount
31	1	160991	Rubber Bumper
32	1	470098	5/16 UNC x 2 Hex Bolt
33	1	900069	3/8 UNC x 1 Hex Bolt
34	1	900129	3/8 Flat Washer
35	1	920002	



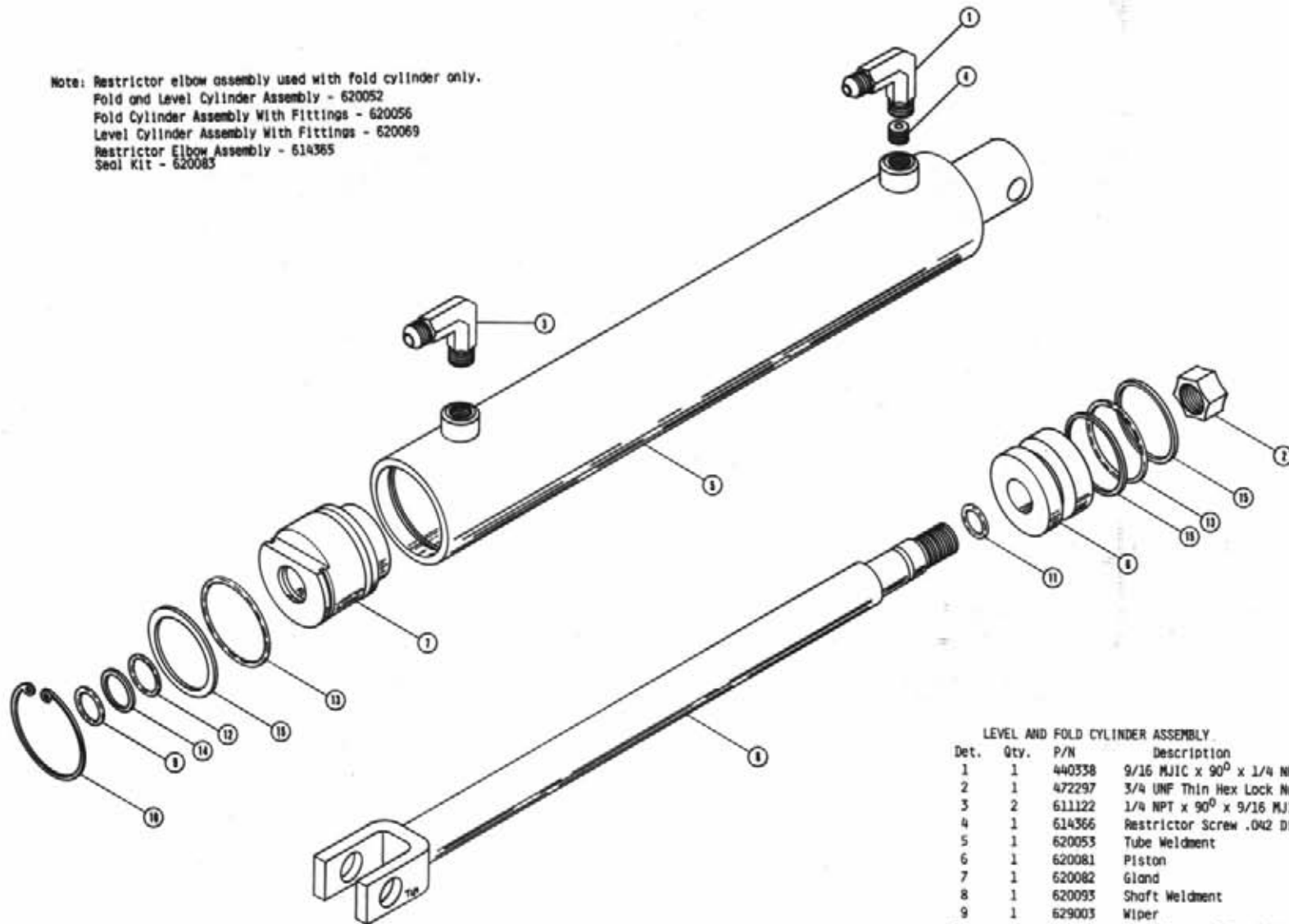
LIFT CYLINDER ASSEMBLY
 Cylinder Assembly - 620499
 Cylinder Assembly With Fittings - 620496
 Seal Kit - 620083
 Restrictor Elbow Assembly - 614365



LIFT CYLINDER ASSEMBLY

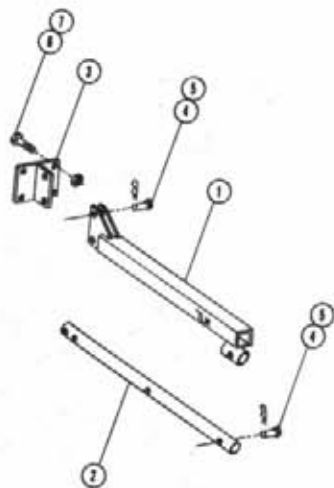
Det.	Qty.	P/N	Description
1	1	870113	9/16 x 3/4 Neoprene O-Ring
2	1	472297	3/4 UNF Thin Hex Lock Nut
3	1	611122	1/4 NPT x 90° x 9/16 MJIC
4	1	620505	Shaft Weldment
5	1	620081	Piston
6	2	870326	1 5/8 x 2 Neoprene O-Ring
7	3	890326	1 5/8 x 2 Back-up Washer
8	1	620082	Gland
9	1	629003	Wiper
10	1	629505	2 in. Internal Snap Ring
11	1	870214	1 x 1 1/4 Neoprene O-Ring
12	1	890214	1 x 1 1/4 Back-up Washer
13	1	620498	Tube Weldment
14	1	440338	9/16 MJIC x 90° x 1/4 NPT - Tapped
15	1	614366	Restrictor Screw .042 Dia.

Note: Restrictor elbow assembly used with fold cylinder only.
 Fold and Level Cylinder Assembly - 620052
 Fold Cylinder Assembly With Fittings - 620056
 Level Cylinder Assembly With Fittings - 620069
 Restrictor Elbow Assembly - 614365
 Seal Kit - 620083



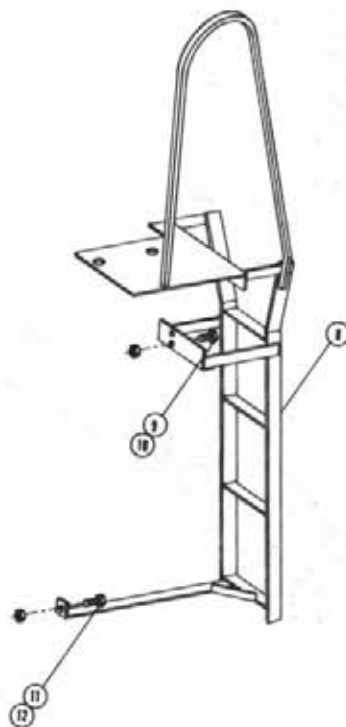
LEVEL AND FOLD CYLINDER ASSEMBLY

Det.	Qty.	P/N	Description
1	1	440338	9/16 MJIC x 90° x 1/4 NPT - Tapped
2	1	472297	3/4 UNF Thin Hex Lock Nut
3	2	611122	1/4 NPT x 90° x 9/16 MJIC
4	1	614366	Restrictor Screw .042 Dia.
5	1	620053	Tube Weldment
6	1	620081	Piston
7	1	620082	Gland
8	1	620093	Shaft Weldment
9	1	629003	Wiper
10	1	629505	2 in. Internal Snap Ring
11	1	870113	9/16 x 3/4 Neoprene O-Ring
12	1	870214	1 x 1 1/4 Neoprene O-Ring
13	2	870326	1 5/8 x 2 Neoprene O-Ring
14	1	890214	1 x 1 1/4 Back-up Washer
15	3	890326	1 5/8 x 2 Back-up Washer



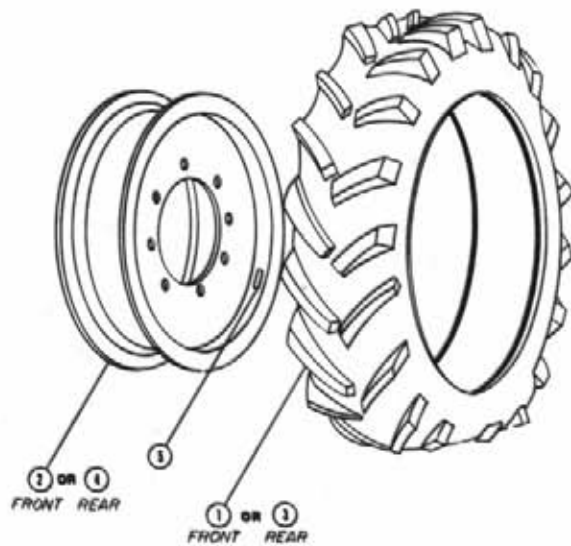
TREAD ADJUSTMENT ASSEMBLY

Det.	Qty.	P/N	Description
1	1	341142	Tread Adjustment Tube Weldment
2	1	341147	Tread Adjustment Sliding Tube
3	1	341102	Tread Adjustment Bar Mount Wld.
4	5	470119	1/2 Dia. x 2 1/4 Picker Pin
5	5	470120	3/32 Dia. Hair Pin
6	2	900335	5/8 UNC x 2 Hex Bolt
7	2	914010	5/8 UNC Staver Nut



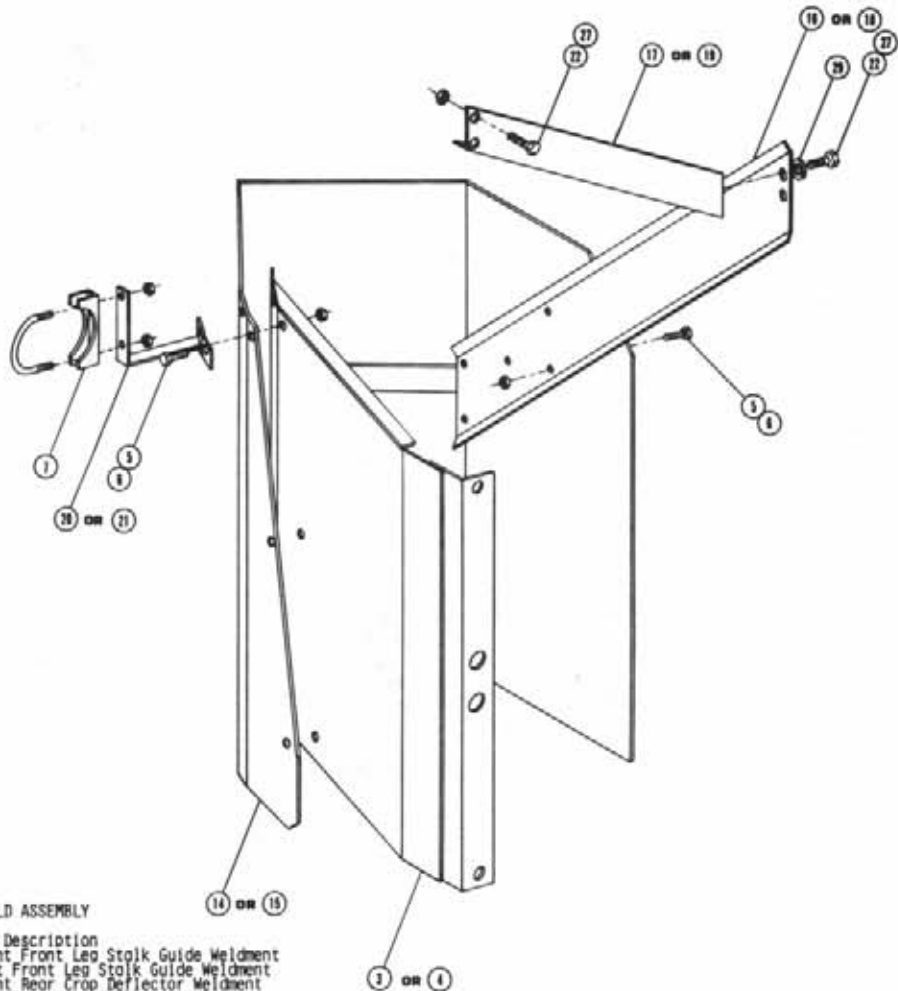
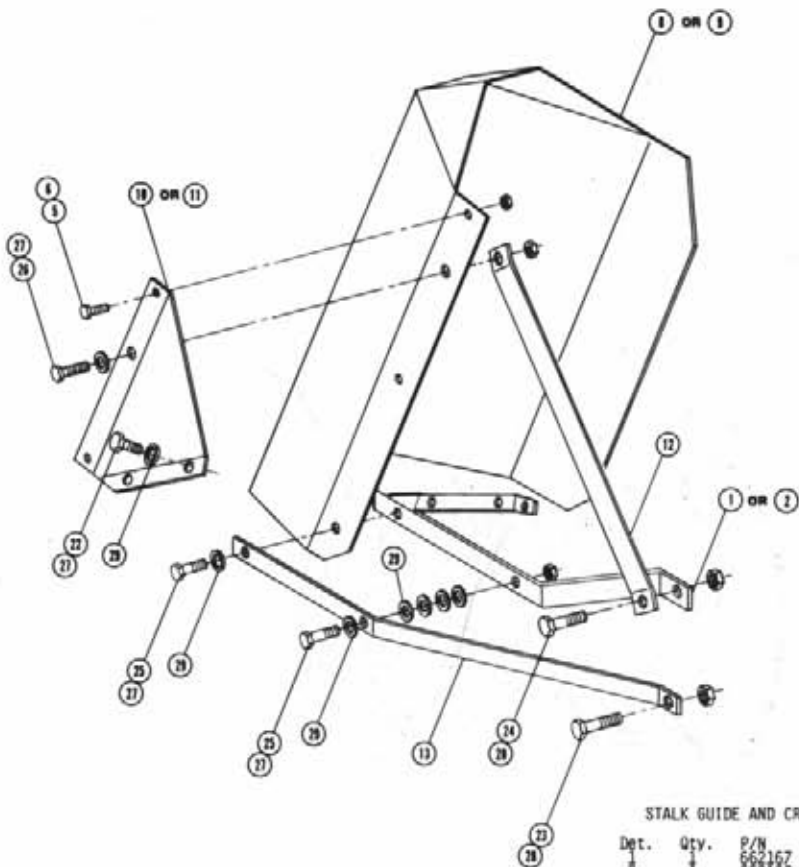
LADDER ASSEMBLY

Det.	Qty.	P/N	Description
8	1	341441	Ladder Weldment
9	2	900065	5/16 UNC x 1 Hex Bolt
10	2	914002	5/16 UNC Lock Nut
11	1	900265	1/2 UNC x 1 1/2 Hex Bolt
12	1	914008	1/2 UNC Lock Nut



TIRE AND RIM ASSEMBLY

Det.	Qty.	P/N	Description
1	1	820604	11.2 x 24 6-Ply Traction Tire
2	1	820600	24 in. Rim Weldment
3	1	820001	12.4 x 28 4-Ply Traction Tire
4	1	820609	12.4 x 28 Rim Weldment
5	1	650985	Wheel Bolt Torque Decal

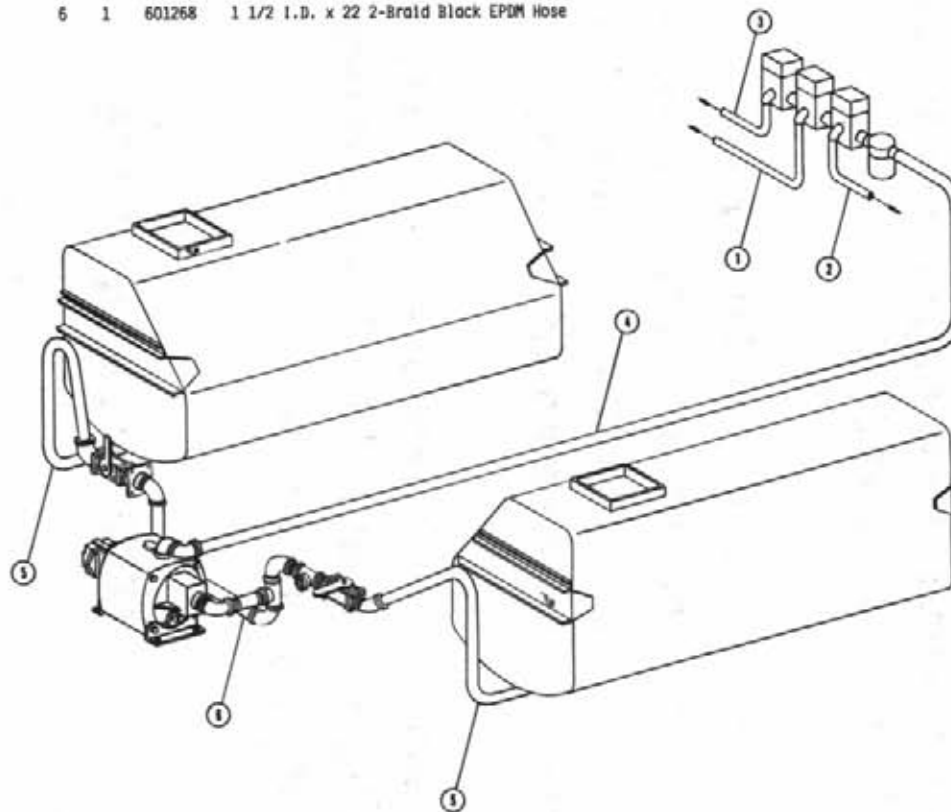


STALK GUIDE AND CROSSSHIELD ASSEMBLY

Det.	Qty.	P/N	Description
1	1	662167	Right Front Leg Stalk Guide Weldment
2	1	662168	Left Front Leg Stalk Guide Weldment
3	1	662199	Right Rear Crop Deflector Weldment
4	1	662200	Left Rear Crop Deflector Weldment
5	12	470118	1/4 UNC x 3/4 Flanged Hex Bolt
6	12	470121	1/4 UNC Flanged Whit Nut
7	1	662135	5/16 UNC x 2 1/2 Muffler Clamp
8	1	662172	Right Front Crop Shield Weldment
9	1	662173	Left Front Crop Shield Weldment
10	1	662180	Right Front Lower Crop Deflector
11	1	662181	Left Front Lower Crop Deflector
12	1	662182	Front Crossshield Mounting Bracket
13	1	662183	Front Crossshield Stabilizer Bar
14	1	662184	Right Rear Crossshield Weldment
15	1	662185	Left Rear Crossshield Weldment
16	1	662189	Right Lower Rear Crossshield Mounting Bracket
17	1	662190	Right Upper Rear Crossshield Mounting Bracket
18	1	662191	Left Lower Rear Crossshield Mounting Bracket
19	1	662192	Left Upper Rear Crossshield Mounting Bracket
20	1	662193	Right Rear Crossshield Support Weldment
21	1	662194	Left Rear Crossshield Support Weldment
22	6	900129	3/8 UNC x 1 Hex Bolt
23	5	900255	1/2 UNC x 1 1/2 Hex Bolt
24	5	900285	1/2 UNC x 2 1/4 Hex Bolt
25	2	900132	3/8 UNC x 1 3/4 Hex Bolt
26	1	900131	5/8 UNC x 1 1/2 Hex Bolt
27	1	914004	3/8 UNC Stover Nut
28	1	914008	1/2 UNC Stover Nut
29	11	920002	3/8 Flat Washer

SOLUTION HOISING

Det.	Qty.	P/N	Description
1	1	601172	3/4 I.D. x 60 1-Braid Black EPDM Hose
2	1	601177	3/4 I.D. x 242 1-Braid Black EPDM Hose
3	1	601239	3/4 I.D. x 324 1-Braid Black EPDM Hose
4	1	601266	1 1/4 I.D. x 288 2-Braid Black EPDM Hose
5	2	601267	1 1/2 I.D. x 96 2-Braid Black EPDM Hose
6	1	601268	1 1/2 I.D. x 22 2-Braid Black EPDM Hose



NOTICE

The following three pages contain decals for the 1988 8370 and 8380.

These decals can be obtained from Hagie Mfg. Co. and should be used whenever your machine is repainted or when the decals become worn, weathered or faded.

Special attention should be paid to decals involving personal safety. They have been attached for your protection.

KEEP THEM IN PLACE.

Contact: Hagie Manufacturing Co.
Box 273, Clarion, Iowa 50525

8370 & 8380 DECALS

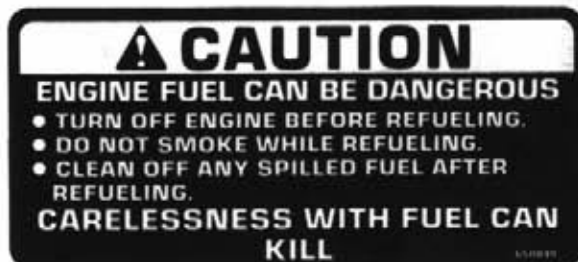
Part No.	Qty.	Description	Location
650300	2	8370 Decal	On Sides of Top Engine Cover
650301	2	8380 Decal	On Sides of Top Engine Cover
650302	2	Sight Gauge Decal	On Sight Gauge Mounts
650814	1	Park Brake Decal	Near Parking Brake Lever
650847	2	No Passenger Decal	1 - Left Rear Leg 1 - Left Inside Door Channel
650848	1	Slip or Fall Decal	On Ladder
650822	1	Solution Pump Decal	Lower Right Corner on Windshield
650849	1	Engine Fuel Decal	Near Fuel Filter Neck
650850	2	Chemical Decal	On Solution Tank Lids
650851	2	Shields Decal	On Side of Top Engine Cover
650852	1	Read Manual Decal	On Front Cab Mounting Angle to Right of Steering
650853	1	Steering Console Decal	On Steering Column Cover
650858	1	Do Not Use Ether Decal	Near Air Cleaner Tube
650861	1	Vent Slide Decal	On Air Conditioner Console
650865	2	Hagie Decal	On Sides of Solution Tanks
650868	1	Boom Fold Decal	On Console Sheet Metal
650869	1	Boom Level & Lift Decal	On Console Sheet Metal
650882	1	Wiper Decal	On Console Sheet Metal
650893	1	Diesel Start Decal	On Console Sheet Metal
650935	1	Speedometer Decal	On Speedometer Gauge
650954	1	Diesel Decal	On Fuel Filter Neck
650957	1	011 Decal	On Console Sheet Metal
650958	1	Gen Decal	On Console Sheet Metal
650967	1	Throttle Decal	On Console Sheet Metal
650968	1	Hydrostatic Decal	On Console Sheet Metal
650969	1	Spray Pressure Decal	On Console Sheet Metal
650970	1	Agitator Decal	On Console Sheet Metal
650973	1	Boom Spray Decal	On Console Sheet Metal
650981	1	Cooling System Decal	Near Radiator Cap
650982	1	Electrical System Decal	Right Hand Side of 011 Tank
650985	4	Wheel Bolt Torque Decal	On Each Wheel Rim



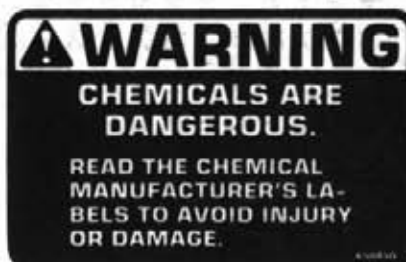
650847 - No Passenger Decal



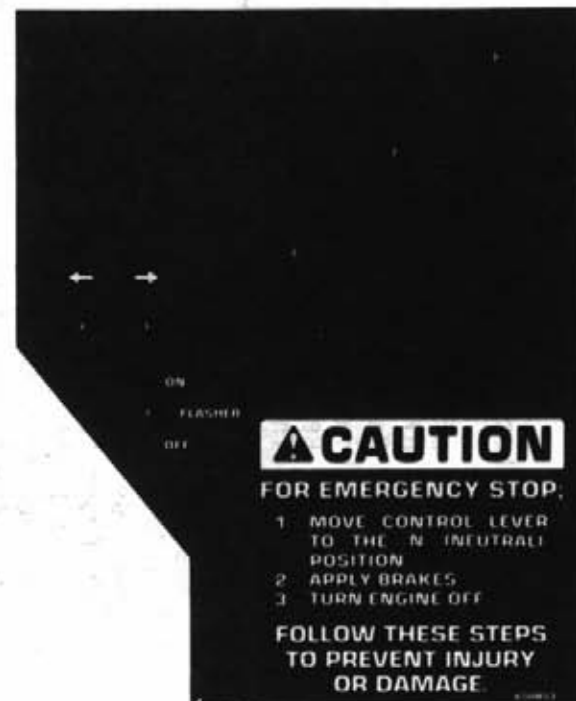
650848 - Slip Or Fall Decal



650849 - Engine Fuel Decal



650850 - Chemicals Decal



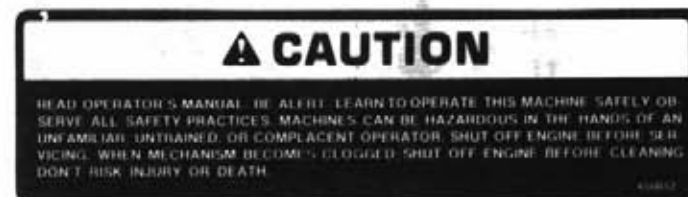
650853 - Steering Console Decal



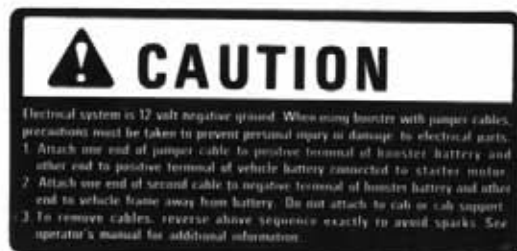
650851 - Shields Decal



650858 - Do Not Use Ether Decal



650852 - Read Manual Decal



650982 - Electrical System Decal



650981 - Cooling System Decal



650954 - Diesel Decal




650968 - Hydrostatic Decal



650967 - Throttle Decal



650957 - Oil Decal



650969 - Spray Pressure Decal



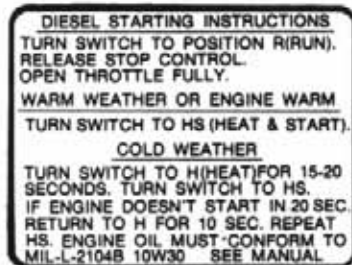
650970 - Agitation Decal



650869 - Boom Level And Lift Decal



650822 - Solution Pump Decal



650893 - Diesel Start Decal



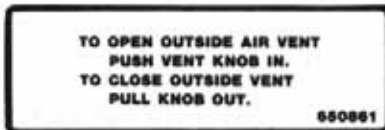
650958 - Gen Decal



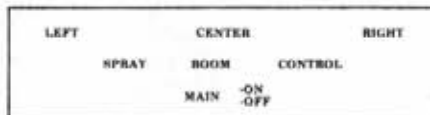
650882 - Wiper Decal



650935 - Speedometer Decal



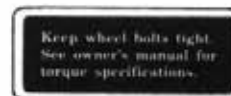
650861 - Vent Slide Decal



650973 - Boom Spray Decal




650868 - Boom Fold Decal



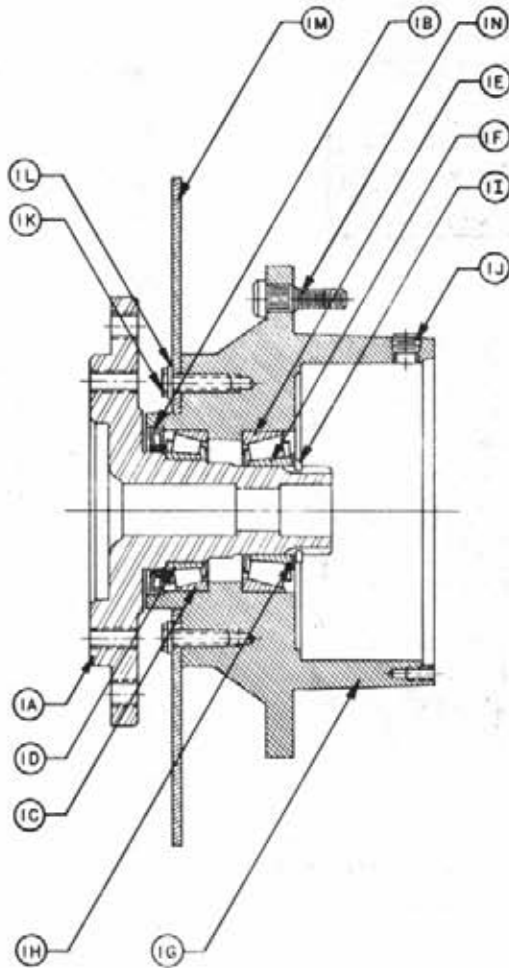
650985 - Wheel Bolt Torque Decal



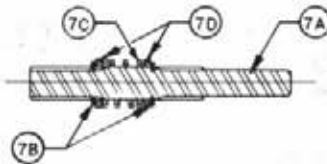
650814 - Park Brake Decal



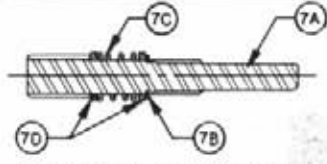
650302 - Sight Gauge Decal



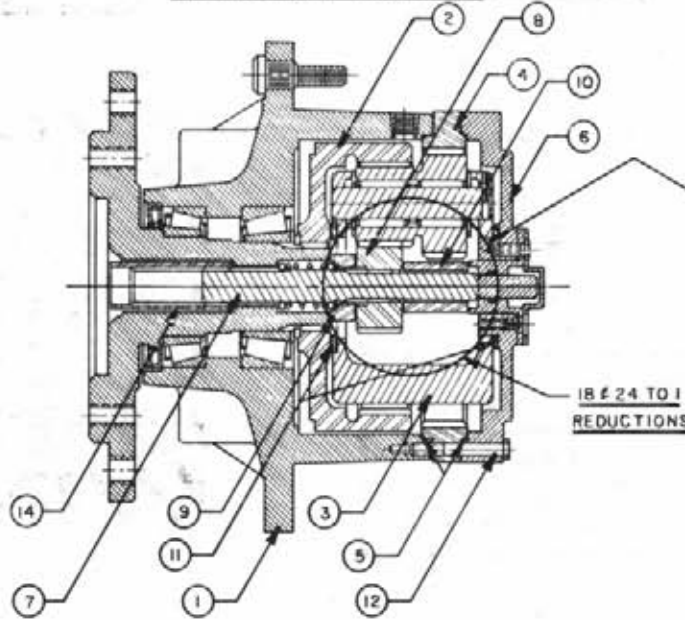
HUB-SPINDLE SUBASSEMBLY



WIA INPUT SHAFT SUBASSEMBLY



WIB INPUT SHAFT SUBASSEMBLY



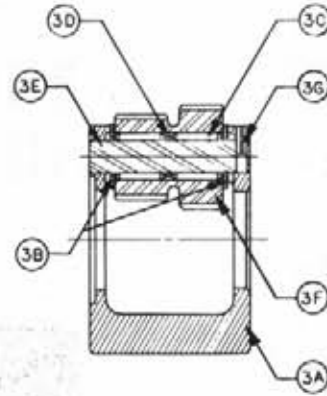
COMPLETE ASSEMBLY

18 & 24 TO 1
REDUCTIONS

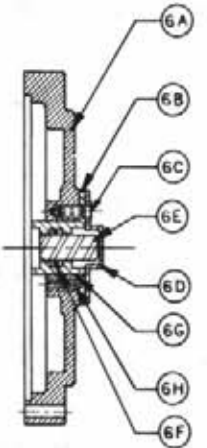
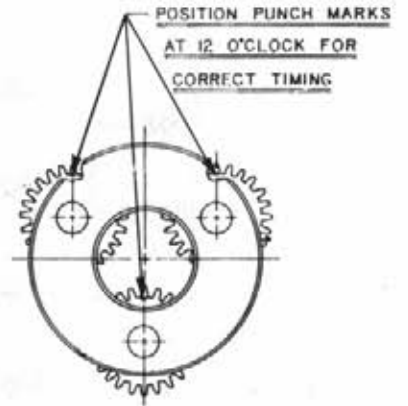
30 & 35 & 68 TO 1
REDUCTIONS



VIEW OF SHOULDER BOLT



CARRIER SUBASSEMBLY



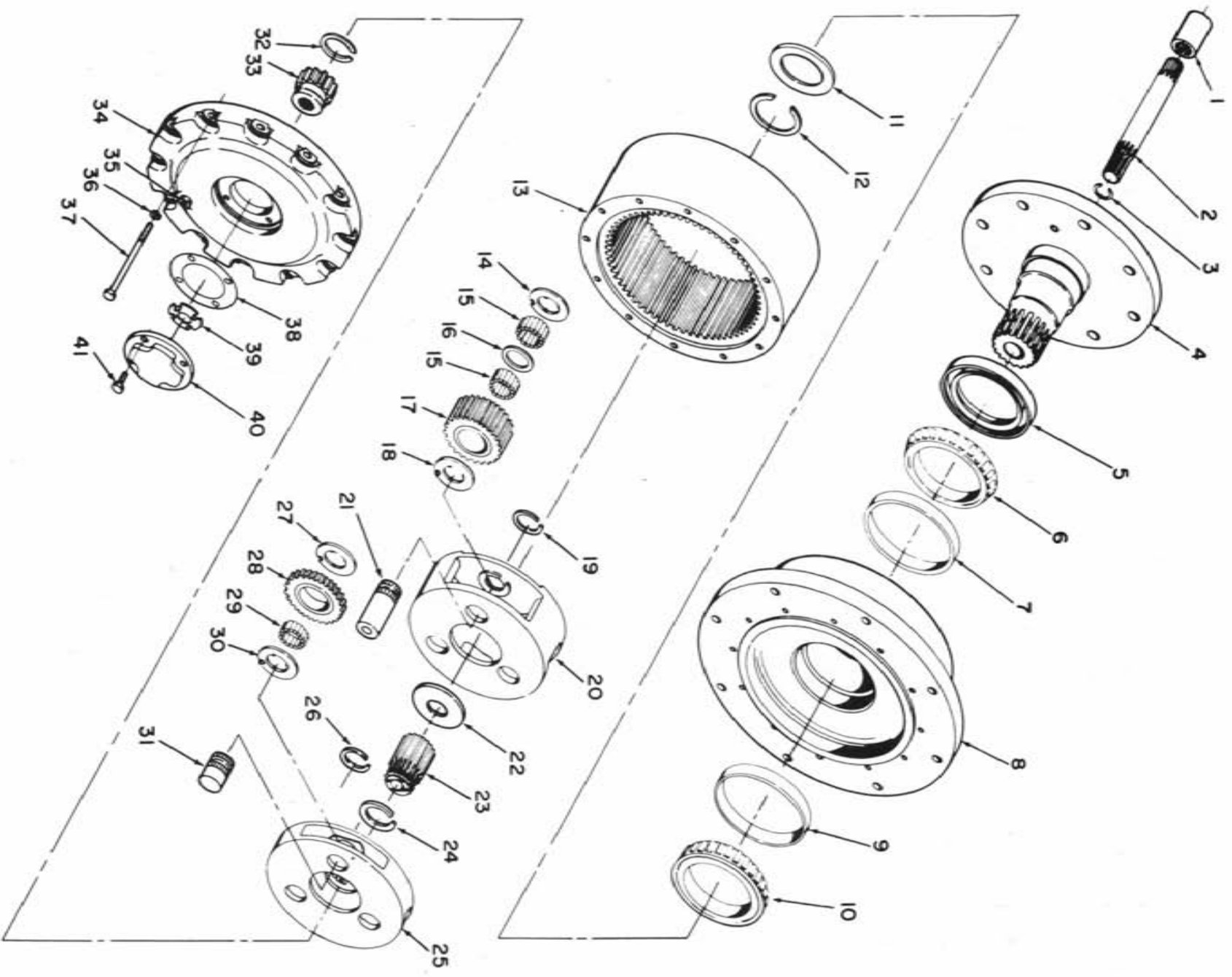
COVER SUBASSEMBLY

THIS DRAWING AND DESIGN IS THE PROPERTY OF / AND ALL PROPRIETARY RIGHTS ARE RESERVED TO / FAIRFIELD MFG. CO., INC. THE RECIPIENT AGREES NOT TO DISCLOSE TO ANY PERSON OR ORGANIZATION ANY INFORMATION REGARDING THE DESIGN OR MANUFACTURE OF THE ARTICLE REPRESENTED HEREON, OR USE SAME IN ANY WAY DETERMINAL TO THE INTEREST OF FAIRFIELD MFG. CO., INC.

DRAFTSMAN Beck		DATE 10-8-73	FAIRFIELD MFG. CO., INC. LAFAYETTE, IND. 47905
CHECKER			
PROJECT ENG.			TITLE SERVICE LITERATURE
RELEASED			SCALE: DRAWING NO. WIA & WIB

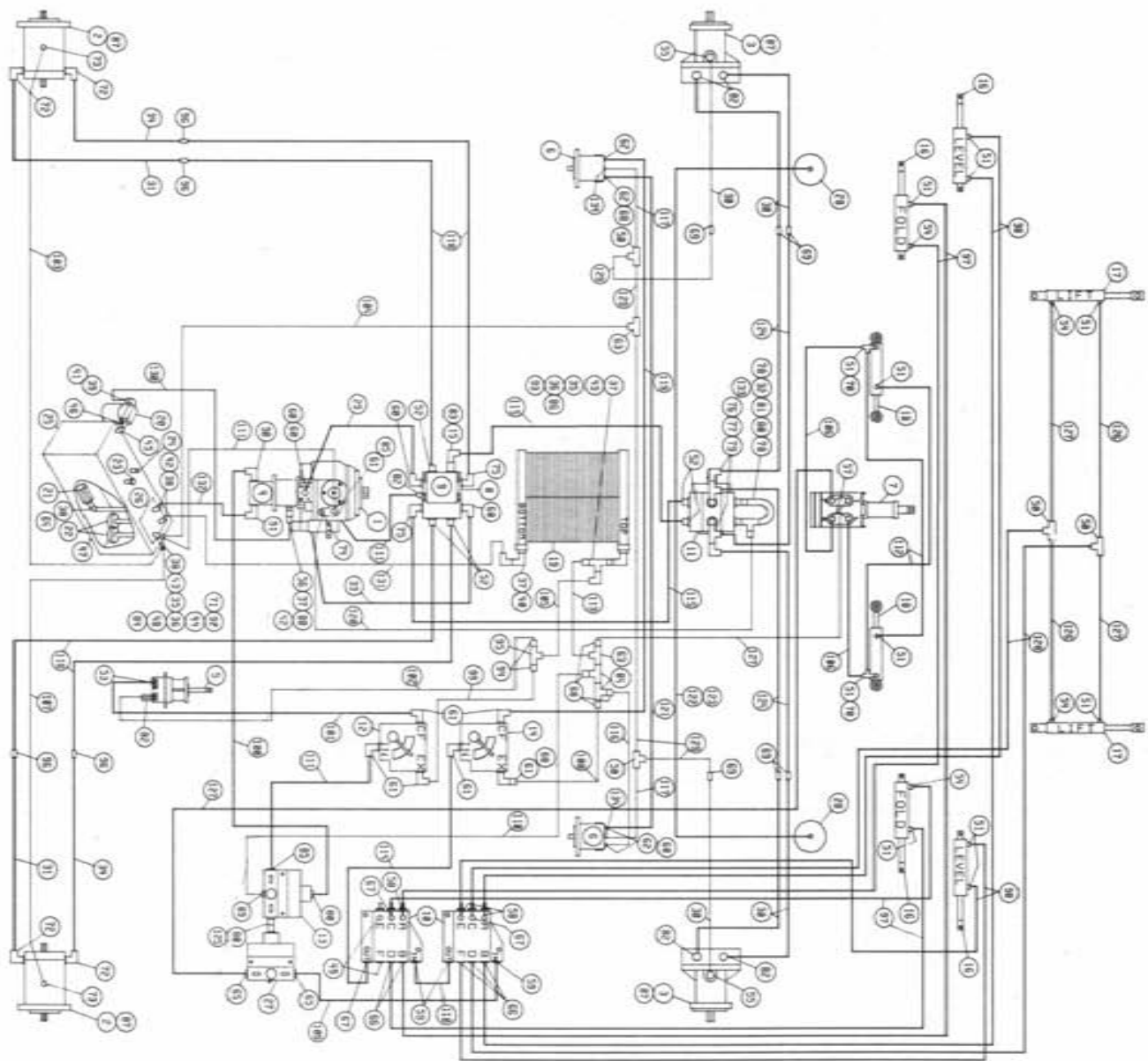
WHEEL DRIVE ASSEMBLY - 437617
W1A440118

<u>ITEM</u>	<u>PART NO.</u>	<u>QTY.</u>	<u>DESCRIPTION</u>
1			Hub-Spindle Sub-Assembly
	1A	1	Spindle
	1B	1	Seal
	1C	1	Bearing Cup
	1D	1	Bearing Cone
	1E	1	Bearing Cup
	1F	1	Bearing Cone
	1G	1	Hub
	1H	1	Spacer
	1I	1	Retaining Ring
	1J	2	pipe Plug
	1N	9	Stud
2	610148	1	Internal Gear
3	610912	1	Carrier Assembly
4	610929	1	Ring Gear
5	610903	2	O-Ring
6	610155	1	Cover Assembly
	6A	1	Cover
	6B	1	Cover Cap
	6C	4	Bolt
	6D	1	Disconnect Cap
	6E	1	Disconnect Rod
	6F	1	O-Ring
	6G	1	O-Ring
	6H	1	Pipe Plug
	6J	1	ID Plate
7	610158	1	Input Shaft Assembly
	7A	1	Input Shaft
	7B	2	Retaining Ring
	7C	1	Spring
	7D	2	Spacer
8	610919	1	Input Gear
9	610920	1	Thrust Spacer
10	610921	1	Thrust Spacer
11	610922	2	Thrust Washer
12	610930	12	Bolt
13	610923	4	Shoulder Bolt
14	610931	1	Coupling
16	610049	16	Flat Washer
17	610160	1	Retaining Ring



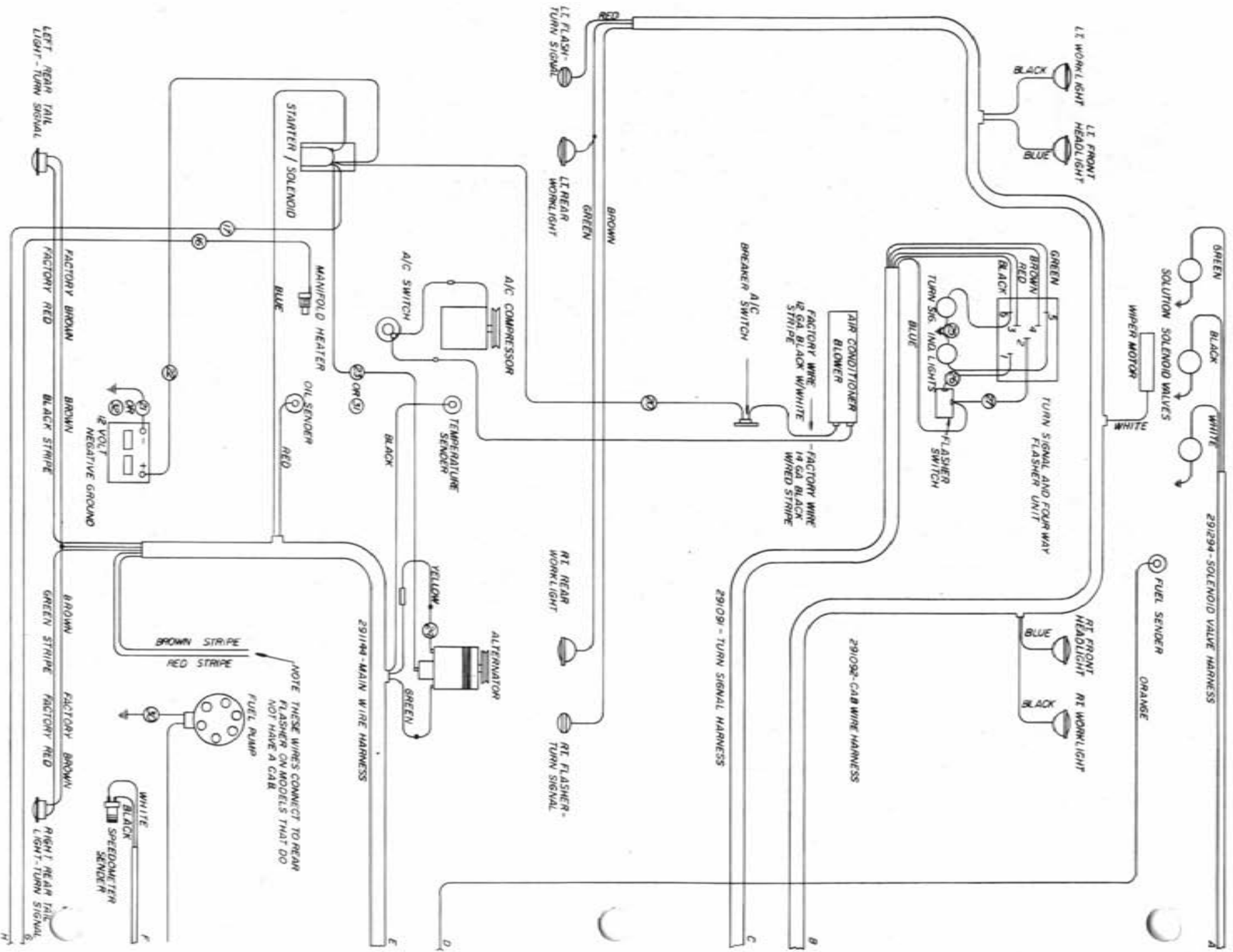
Power Wheel Assembly - 611030

INDEX NO.	PART NUMBER	PART NAME	QUANTITY
1	610165	Internal Coupling	1
2	610166	Input Shaft Assembly	1
3	610167	Retaining Ring	1
4	610168	Spindle	1
5	129012	Oil Seal	1
6	610169	Bearing Cone	1
7	610170	Bearing Cup	1
8	610171	Hub	1
9	610172	Bearing Cup	1
10	610173	Bearing Cone	1
11	610234	Thrust Washer	1
12	610174	Retaining Ring	1
	610175	Retaining Ring	Use
	610176	Retaining Ring	As
13	610202	Ring Gear	Required
14	610203	Thrust Washer	1
15	610996	Needle Washer	3
16	610204	Separator	96
17	610997	Planet Gear	3
18	610203	Thrust Washer	3
19	610235	Retaining Ring	3
20	610237	Secondary Carrier	1
21	610238	Pinion Shaft	1
22	610239	Thrust Washer	1
23	610210	Large Sun Gear	1
24	610211	Retaining Ring	1
25	610241	Primary Carrier	1
26	610235	Retaining Ring	1
27	610203	Thrust Washer	3
28	610215	Planet Gear	3
29	610216	Needle Roller	48
30	610203	Thrust Washer	3
31	610242	Pinion Shaft	3
32	610243	Retaining Ring	1
33	611003	Small Sun Gear	1
34	610218	Large Cover	1
35	610244	Drain & Filler Plug	1
36	610206	3/8 Lock Washer	12
37	610220	3/8-16x5½ Hex Head Bolt	12
38	610221	Gasket	1
39	610995	Thrust Washer	1
40	610935	Small Cover	1
41	610245	5/16-18x3/4 Hex Head Bolt	4
	610240	Primary Carrier Assembly	
	610236	Secondary Carrier Assembly	

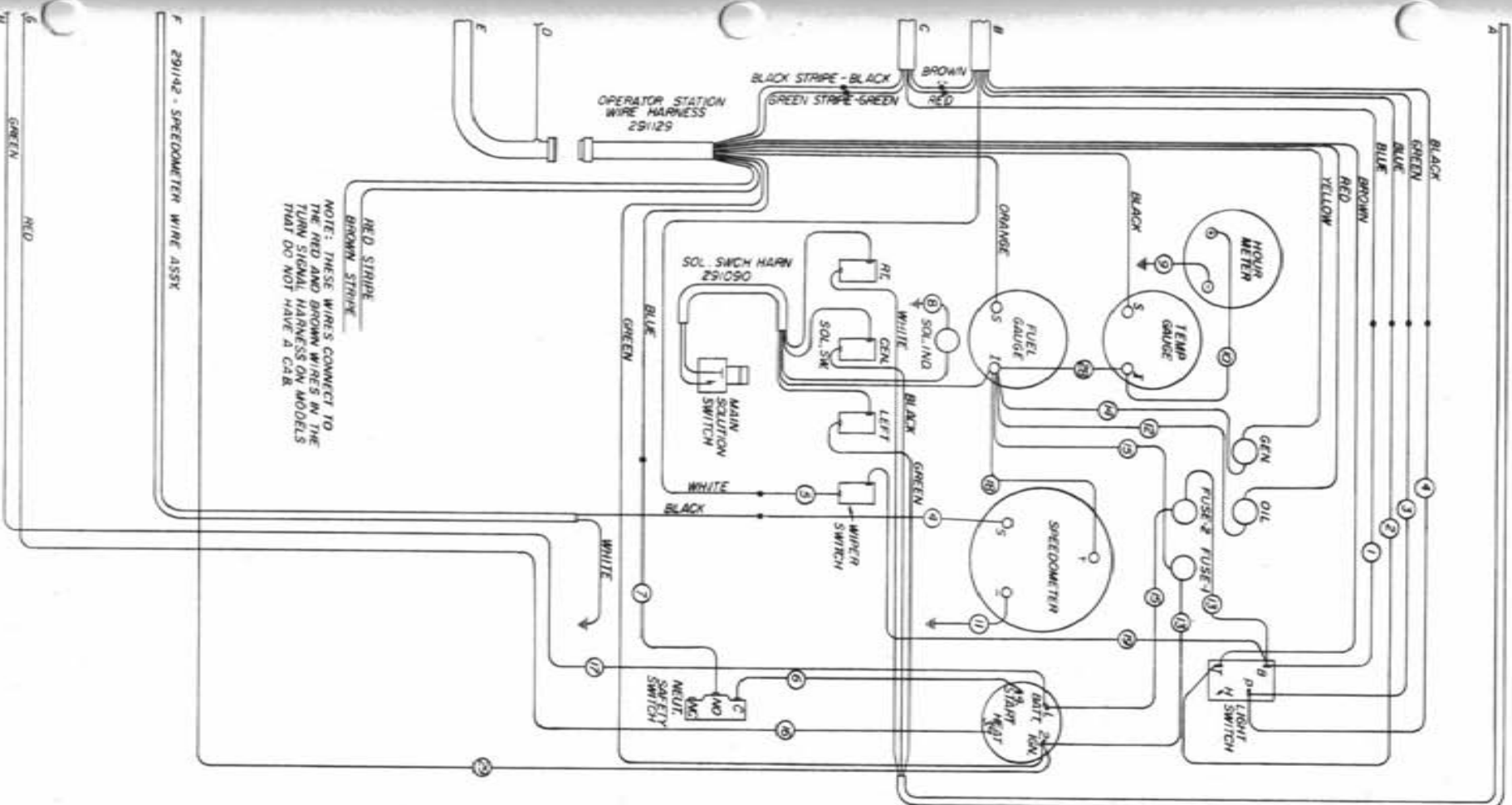


8370 & 8380 HYDRAULIC SCHEMATIC 1988
REFERENCE DRAWING NO. 498265

DET.	QTY	PART NO.	DESCRIPTION	DET.	QTY	PART NO.	DESCRIPTION
1	1	606866	SUND 23 SER PUMP A-MT 1.06CHG	68	8	618482	3/4FJIC-9/16MJIC ADPTR
2	2	610030	SUND WHL MTR EXTEN SHAFT 18	69	6	618314	3/4MJIC UNION
3	2	610029	SUND WHL MTR 15 SERIES	70	2	618486	9/16FJIC SW RUN TEE-9/16MJIC
4	1	610446	CESSNA PUMP 1.48CI SPLINED	71	1	618520	1/4MNPT RUN TEE-9/16MJIC
5	1	690341	HYPRO CENTRIF PUMP 106PM	72	4	618302	1/16MJIC-90-1/5/16MOR LBO
6	2	610510	CESSNA GEAR MOTOR 1.48CI	73	2	618496	9/16MJIC-45-3/4MOR LBO
7	1	749150	STRG MTR NON-LOAD REACT 1008	74	1	618114	9/16MJIC-90-7/16MOR LBO
8	1	615003	LARGE HYDRAULIC MANIFOLD	75	2	618248	1/16MJIC-90-1/16MOR LBO
9	1	611013	HYD RELIEF VALVE ASSY	76	2	618301	7/8MJIC-90-7/8FJIC SWIV LBO
10	2	606585	CES 3SP VALVE 1978	77	2	618333	7/8FJIC SW RUN TEE-7/8MJIC
11	1	606003	GREENE SELECTOR VALVE DS-12	78	2	618132	1/16MOR-7/8FOR ADPTR
12	1	606818	FLO CONT FCR51 0-16 VARI 7/80	79	2	618535	7/8MJIC-90-1/16MOR LBO
13	1	607518	FLO DIV BGR56 6GPM PRI 7/8FOR	80	3	611126	7/8MJIC-7/8MOR ADPTR
14	1	606827	FLO CONT FCS1 0-3 VARI 7/8FOR	81	1	618130	7/8MOR RUN TEE-7/8MJIC
15	1	610028	FLOW CONTROL 16 GPM	82	6	618241	3/4MJIC-90-3/4MOR LBO
16	4	620052	HYD CYL, 2IN FOLD & LEVEL	83	1	618279	1/16MJIC-90-7/8MOR LBO
17	2	620499	LIFT CYL 647 470 1978	84	3	618451	3/4FJIC SW RUN TEE-3/4MJIC
18	2	620080	STRG CYL ASSY 1.50 X 6.0 1985	85	2	618327	3/4MJIC-7/8MOR ADPTR
19	1	618088	OIL COOLER BLISSFIELD	86	1	610305	3/4MJIC-90-3/4MNPT LBO
20	1	605601	GREENEFILT 10MICRON 40GPM	87	4	611159	3/4MOR PLUG
21	1	605600	MICHIGAN RESERVOIR FILT	88	1	505110	BLK PIPE ST EL 45DEG INPT
22	2	605603	LINE SUMP DIFFUSER	89	1	618011	9/16MJIC-3/8MNPT ADPTR
23	1	611051	PRESSURE CAP 3/4NPT 5LB	90	1	611128	7/8MJIC-90-7/8MOR LBO
24	1	610453	DIPSTICK, 8IN	91	1	618563	1IN HOSE BARB-90-1/16MOR
25	1	760097	OIL TANK WLD 8240 1982	92	1	503000	RED BUSH 1/2 MNPT TO 1/4 FNPT
26	1	760090	RECEIVER PLT WLD 8240	93	1	618059	7/8MJIC-3/4MNPT ADPTR
27	1	607504	FLO DIV 850 2-8GPM 7/8 FOR	94	2	618523	7/8FJIC-3/4MJIC ADPTR
28	2	620570	HYD CYL A62020SVR1TB-120	95	1	618581	7/8MJIC UNION TEE
29	1	615569	HYD TUBE SUND PUMP 8240 LH	96	4	618529	1/16MJIC-45-1/16FJ SWIV LBO
30	6	615594	HYD TUBE ASSY FRT LEG 8370-80	97	4	614098	04C1A-06FJX-06FJX-201
31	2	615598	REAR LEG HYD TUBE 8370-80 RH	98	4	614154	04C1T-06FJX-06FJX-221
32	1	614198	FMD VALVE U TUBE ASSY	99	1	614382	08C1T-08FJX-08FJX-40
33	1	615568	HYD TUBE SUND PUMP 8240 RH	100	1	610325	10C1T-10FJX-10FJX-105
34	2	615599	REAR LEG HYD TUBE 8370-80 LH	101	1	614547	08C1T-08FJX-08FJX-144
35	2	504702	CLOSE NIPPLE 3/4NPT	102	1	614548	08C1T-08FJX-08FJX-120
36	2	504955	BLK PIPE TEE 3/4NPT	103	1	614549	06C1T-06FJX-06FJX-140
37	3	505200	BLK PIPE ST EL 90DEG INPT	104	1	614425	08C1T-08FJX-08FJX-132
38	4	505300	BLK PIPE EL 90DEG INPT	105	1	615511	10C1T-10FJX-10FJX-60
39	1	506410	BLK PIPE ST EL 90DEG 1/4NPT	106	2	615442	04C1T-06FJX-06FJX-55
40	1	618138	1IN HOSE BARB-90-1MNPT	107	1	615449	06C1T-06FJX-06FJX-126
41	1	715664	1 HOSE BARB-1/4MNPT	108	1	616028	04C1A-06FJX-06FJX-47
42	3	714560	1 HOSE BARB-1MNPT	109	1	616026	04C1A-06FJX-06FJX-37
43	2	505213	RED BUSH 1 TO 3/4 BLK MAL	110	2	616042	04C1A-06FJX-06FJX-13
44	1	504210	RED BUSH 3/4 MNPT TO 1/2 FNPT	111	3	615465	08C1T-08FJX-08FJX-33
45	1	506303	BLK PIPE EL 90DEG 1/4NPT	112	2	616039	04C1A-06FJX-06FJX-19
46	1	506602	PIPE NIPPLE 1/4NPT-2 1/2	113	1	614368	08C1T-08FJX-08FJX-60
47	1	501102	1/4 PIPE PLUG	114	1	615473	06C1T-06FJX-08FJX-18
48	1	610300	3/4MJIC-3/4MNPT ADPTR	115	2	615589	08TMM-12FJX-12FJX-126
49	2	610185	9/16MOR PLUG	116	1	614076	04C1T-06FJX-06FJX-119
50	4	610193	9/16MJIC BLKHD BRANCH TEE	117	2	615475	04C1T-06FJX-06FJX-78
51	12	611122	9/16MJIC-90-1/4MNPT LBO	118	4	611141	12TMM-12FJX-12MJX-53
52	5	611127	1/16MJIC-1/16MOR ADPTR	119	1	615454	06C1T-08FJX-08FJX-147
53	1	611145	3/4MJIC-90-1/2MNPT LBO	120	1	614101	04C1A-06FJX-06FJX-133
54	4	614365	RESTRICTOR EL ASSY..04201A	121	1	614159	04C1T-06FJX-06FJX-169
55	2	618443	3/4MJIC-90-3/4MOR EX LG LBO	122	1	615495	LEG CYL JUMPER HOSE TAPPED
56	1	618090	1/5/16MOR-1FNPT ADPTR	123	1	615283	FT LEG HOSE JUMPER TAPPED 647
57	4	618109	9/16MJIC-3/4MOR ADPTR	124	4	615596	08C2AT-8FJX-90-10FJX-76
58	3	618119	9/16MJIC-90-9/16MOR LBO	125	1	618594	7/8FJIC SWIV-7/8MOR ADPTR
59	3	618126	9/16MJIC-9/16MOR ADPTR	126	2	611208	04C1A-06FJX-06FJX-98
60	4	618178	1/5/16MJIC-90-1/5/16MOR LBO	127	4	611204	04C1T-06FJX-06FJX-78
61	7	618183	3/4MJIC-90-7/8MOR LBO	128	2	611206	04C1T-06FJX-06FJX-66
62	4	618474	3/4MJIC-90-1/16MOR LBO	129	4	615444	06C1T-06FJX-08FJX-90-60
63	2	618311	3/4MJIC UNION TEE	130	1	601193	HOSE, 1IN X 42 2BR RED
64	1	505203	BLK PIPE NIPPLE INPT-4 IN	131	1	601255	HOSE, 1.00 2BR RED X 104 LG
65	2	618310	9/16MJIC-7/8MOR ADPTR	132	1	601256	HOSE, 1.00 2BR RED X 31 LG
66	5	618425	9/16MJIC-45-9/16MOR LBO	133	1	618557	7/8FJIC-9/16MJIC ADPTR
67	3	618440	9/16MJIC-90-9/16MOR EX LG LBO	134	2	611121	9/16MJIC-1/4MNPT ADPTR



NOTE THESE WIRES CONNECT TO REAR FLASHER ON MODELS THAT DO NOT HAVE A CAB



50	1	290111	GROUND STRAP (W-20)
51	1	291180	10 GA. RED * 15" (R-250)
50	1	291220	12 GA. BLACK * 14"
24	1	291168	12 GA. RED * 24"
26	1	291435	16 GA. RED * 6"
27	1	291109	14 GA. RED * 5"
26	1	291108	14 GA. BLUE * 5"
29	2	291107	14 GA. BLUE * 5"
24	1	291147	14 GA. YELLOW * 8"
23	1	291029	40 GA. BLUE * 30" (6370/8380)
28	1	290052	56" BATTERY CABLE
21	1	291128	98" BATTERY CABLE (8370/8380)
20	1	291141	10 GA. WHITE * 135"
19	1	291422	16 GA. RED * 12"
18	1	291401	14 GA. RED * 6"
17	1	291146	10 GA. GREEN * 110"
16	1	291145	12 GA. RED * 30"
15	2	291443	14 GA. RED * 9"
14	1	291442	16 GA. RED * 9"
13	2	291441	14 GA. GREEN * 9"
12	1	291440	16 GA. RED * 6"
11	1	291421	16 GA. GREEN * 6"
10	1	291140	16 GA. WHITE * 6"
9	1	291139	16 GA. WHITE * 16"
8	1	291138	16 GA. WHITE * 10"
7	1	291137	14 GA. WHITE * 6"
6	1	291136	14 GA. BLUE * 12"
5	1	291135	14 GA. WHITE * 5"
4	2	291134	14 GA. BLACK * 5"
3	1	291133	14 GA. GREEN * 5"
2	1	291132	14 GA. BLUE * 5"
1	1	291131	14 GA. BLUE * 10"

WIRING DIAGRAM - 8370 - DIESEL - 1985
PERKINS
8380
8250

4982206

Use 944-678
Revision Date 1-18-83

ABBREVIATIONS

ADPTR - Adapter
DET - Detail
FNPT - Female National Pipe Thread
FOR - Female O-Ring
MJIC - Male J.I.C.
MOR - Male O-Ring
P/N - Part Number
QTY - Quantity
REF - Reference
REQ - Required
ST - Street
SWIV - Swivel
UNC - Unified National Course (Thread)
UNF - Unified National Fine (Thread)
W/ - With
WLD - Weldment

-A-

Adaptor Plug..... 37
 Agitator
 Impeller..... 34
 Motor Mount..... 34
 Shaft..... 34
 Air Cleaner..... 11
 Band..... 11
 Cap..... 11
 Filter..... 11
 Hose..... 11
 Air Conditioner..... 9
 Compressor..... 9
 Condensor..... 9
 Dryer..... 9
 Evaporator..... 24
 Air Slide..... 24
 Alternator..... 4
 Bushing..... 4
 Arm,
 Steering..... 14
 Wiper..... 22

-B-

Band, Air Cleaner..... 11
 Battery..... 8
 Box..... 8
 Cable..... 8
 Hold Down..... 8
 Bearing, Leg..... 14
 Belt..... 4,9
 Blade, Wiper..... 22
 Boom..... 41
 Bumper..... 41
 Brace, Leg..... 14
 Bracket,
 Exhaust Pipe..... 10
 Throttle Cable..... 5
 Brake,
 Cable..... 15,23
 Disc..... 15
 Lever..... 23
 Pad..... 15
 Retainer Clip..... 15
 Break-Away..... 40
 Bushing, Alternator..... 4

-C-

Cab..... 22
 Roof..... 24
 Cable,
 Battery..... 8

Brake..... 15,23
 Ground..... 5
 Hydrostatic..... 28
 Throttle..... 29

Cap,
 Air Cleaner..... 11
 Fuel..... 20
 Hub..... 18
 Pressure..... 21
 Radiator..... 12
 Steering Wheel..... 26
 Catwalk..... 35
 Cessna Hydraulic Pump..... 7
 Circuit, Breaker..... 30
 Clamp,
 Leg..... 14
 Muffler..... 10
 Column, Steering..... 26
 Console..... 30
 Control Arm Throttle..... 5
 Control Lever..... 28
 Extension..... 7
 Mount..... 28
 Coupler, Half..... 34
 Cover, Worklight..... 22
 Crotchshield..... 46
 Cylinder,
 Fold..... 40,43
 Leg..... 14,17
 Level..... 40,43
 Lift..... 40,42
 Steering..... 17

-D-

Diffuser, Line..... 21
 Dip Stick..... 21
 Disc,
 Brake..... 15
 Friction..... 29
 Sensor..... 15
 Door..... 25
 Catch Slide..... 25
 Drain Cock, Radiator..... 12
 Drive, Sundstrand..... 5

-E-

Electric Valve..... 36
 Engine..... 4,5
 Mount..... 5
 Exhaust Pipe..... 10
 Bracket..... 10

Extension
Control Lever.....7
Transom.....40

-F-

Fan.....4
Spacer.....4
Filter
Air Cleaner.....11
Oil.....5,21
Flasher
Light.....22
Switch.....26
Flex Disk.....34
Flow Control.....6
Valve.....33
Flow Divider.....13
Foam.....27
Fold Cylinder.....40,43
Friction Disc.....29
Front Leg.....14
Fuel
Cap.....20
Gauge.....30
Sender.....20
Tank.....20
Fuse Holder.....30

-G-

Gasket
Charge Pump.....7
Fuel Sender.....20
Receiver Plate.....21
Tank Lid.....35
Gauge,
Fuel.....30
Pressure.....36
Temperature.....30
Gland Packing.....34
Glass, Cab.....22,25
Grease Seal.....18
Ground
Cable.....5
Strap.....23
Gusset, Cab Roof.....24

-H-

Handle,
Selector Valve.....31
Valve.....32
Headlight.....22

Hinge Pin.....40
Hold Down, Battery.....8
Hose,
Air Cleaner.....11
Radiator.....5
Hosing, Solution.....47
Hour Meter.....30
Housing Mount A/C.....24
Hub.....18
Brake.....15
Cap.....18

Hydraulic

Cylinder.....14
Manifold Mount.....6
Relief Valve.....6
Schematic.....56
Tank.....21
Tube.....6,14,15,31
Hydrostatic Cable Mount.....4

-I-

Ignition Switch.....30
Impeller, Agitator.....34
Indicator Light.....30
Insulator Pad.....5

-L-

Ladder.....44
Leg
Clamp.....14
Cylinder.....16
Cylinder Mount.....14
Front.....14
Rear.....15
Level
Cylinder.....40,43
Throttle.....29
Liftarm.....40
Lift Cylinder.....40,43
Light Switch.....30
Line Diffuser.....21
Link, Valve Handle.....32

-M-

Manifold,
Large.....6
Solution.....36
Meter Hour.....30
Micro Switch.....28
Mirror, Rear View.....22
Motor
Hydraulic.....34

Motor
 Mount, Agitator.....34
 Steering.....26
 Wheel.....14,15
 Windshield Wiper.....22
 Mount,

A/C Housing.....24
 Brake Hub.....15
 Control Lever.....28
 Engine.....5
 Flow Control.....33
 Hydraulic Manifold.....6
 Hydrostatic Cable.....4
 Leg Cylinder.....14
 Liftarm.....40
 Radiator.....12
 Seat.....23
 Sensor.....15
 Throttle Cable.....29
 3-Spool Valve.....32
 Muffler.....10
 Clamp.....10

-O-

Oil
 Cooler.....12
 Filter.....5,21
 Pressure Sender.....5
 Tank Strap.....21
 Operator Station.....23

-P-

Pad,
 Brake.....15
 Engine.....23
 Insulator.....5
 Panel, Operator Station.....23
 Pin, Hinge.....40
 Pivot, Steering.....18
 Plug, Rubber.....30
 Power Wheel.....15
 Pressure
 Cap.....21
 Gauge.....36
 Pump,
 Cessna.....7
 Charge.....7
 Solution.....37
 Sundstrand.....7

-R-

Radiator.....12
 Cap.....12
 Hose.....5

Mount.....12
 Tube.....5
 Rear Leg.....15
 Rear View Mirror.....22
 Retainer Clip, Brake.....15
 Rim.....45
 Riser, Radiator.....12
 Roof, Cab.....24
 Rubber Hook.....38

-S-

Screen, Slide.....12
 Seal
 Grease.....18
 Kit.....6,16,17,42,43
 Seat.....23
 Mount.....23
 Sender
 Fuel.....20
 Oil Pressure.....5
 Temperature.....4
 Sensor,
 Disc.....15
 Mount.....15
 Speedometer.....15
 Shaft, Agitator.....34
 Sheet Metal.....38,39
 Shield,
 Indicator Light.....30
 Tank.....35
 Wheel Motor.....15
 Shroud.....12
 Slow Moving Vehicle Sign.....39
 Solution,
 Hosing.....47
 Manifold.....36
 Pump.....37
 Tank.....35
 Spacer,
 Fan.....4
 Throttle Bracket.....5
 Windshield Wiper.....22
 Speedometer.....30
 Spring.....29
 Stalk Guide.....46
 Steering
 Arm.....14
 Column.....26
 Cylinder.....17
 Motor.....26
 Pivot.....18
 Wheel.....26
 Wheel Cap.....26
 Step, Operator Station.....23

Strap,	
Oil Tank.....	21
Ground.....	23
Sundstrand	
Drive.....	5
Pump.....	7
Switch,	
Dimmer.....	23
Flasher.....	26
Ignition.....	30
Light.....	30
Micro.....	28
Toggle.....	30

Wheel	
Motor.....	5, 14
Motor Shield.....	15
Power.....	15
Steering.....	26
Windshield Wiper Motor.....	22
Wiper Blade.....	22
Wiring Diagram.....	58, 59

-R-

Taillight.....	39
Tank	
Fuel.....	20
Hydraulic.....	21
Latch.....	35
Lid.....	35
Shield.....	35
Solution.....	35
Temperature	
Gauge.....	30
Sender.....	4
Throttle	
Bracket Spacer.....	5
Control Arm.....	5
Lever.....	29
Throttle Cable.....	29
Bracket.....	5
Mount.....	29
Rie Rod.....	19
Rire.....	45
Toggle Switch.....	30
Torque Hub.....	14
Transom.....	40
Extension.....	40
Tread Adjustment.....	44
Tube,	
Hydraulic.....	6, 14, 15, 31
Radiator.....	5

-V-

Valve,	
Cessna 3-Spool.....	32
Electric.....	36
Flow Control.....	33
Gresen Selector.....	31
Handle.....	32
Hydraulic Relief.....	6