

PARTS MANUAL
FOR
HAGIE MODEL 8200 DETASSELERS

HAGIE MANUFACTURING COMPANY
BOX 273 CLARION, IOWA 50525 **(515) 532-2861**

COVERS MACHINE SERIAL NUMBERS:

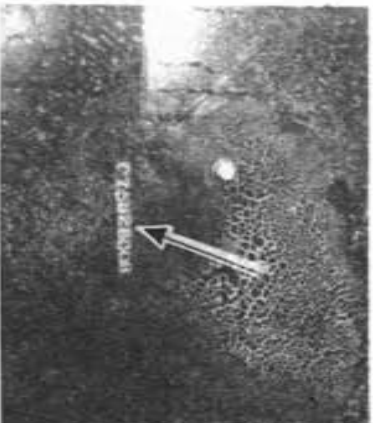
092048001 THRU 092088100

7-84 493089

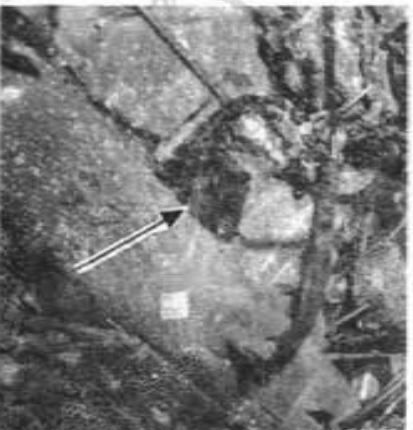
DETASSELER IDENTIFICATION

Each Hagie detasseler is identified by means of a frame serial number. This serial number denotes the model, year in which it was built, and the number of the detasseler. As for further identification, the engine has a serial number, the hydrostatic pump has a serial number, the wheel motors have identification tags, and the planetary hubs have identification plates that describe the type of mount and gear ratio. To insure prompt, efficient service when ordering parts or requesting service repairs from Hagie Manufacturing Company, record the serial and identification numbers in the space provided below.

Note: Reference to left hand and right hand used throughout this manual refers to the position when seated in the operator's seat facing forward.



DETASSELER SERIAL NUMBER



ENGINE SERIAL NUMBER

TABLE OF CONTENTS

Engine Assembly.....4-8

Flow Divider and Solenoid Valve.....9

Radiator and Oil Cooler.....10-11

Leg Assemblies.....12-15

Tire Assembly.....16-17

Fuel and Oil Tanks.....18-19

Exhaust Pipe and Air Cleaner.....20-21

Steering Cylinder.....22

Tie Rod Assembly.....23

Operator Station.....24-26

Miscellaneous Frame Components.....27

Sheet Metal.....28-29

Three-Spool Valve Assembly.....30

Tasselrol Cover Assembly.....31

Sundstrand And Cessna Pumps.....32-33

Flow Divider.....34-35

Outrigger And Lift Assembly.....36-39

Roller And Tire Puller Assembly.....40-41

Cutter Assembly.....42-43

Tasselrol Components.....44-46

Electrohydraulic Valve.....48

Planetary Gear Assembly.....49-51

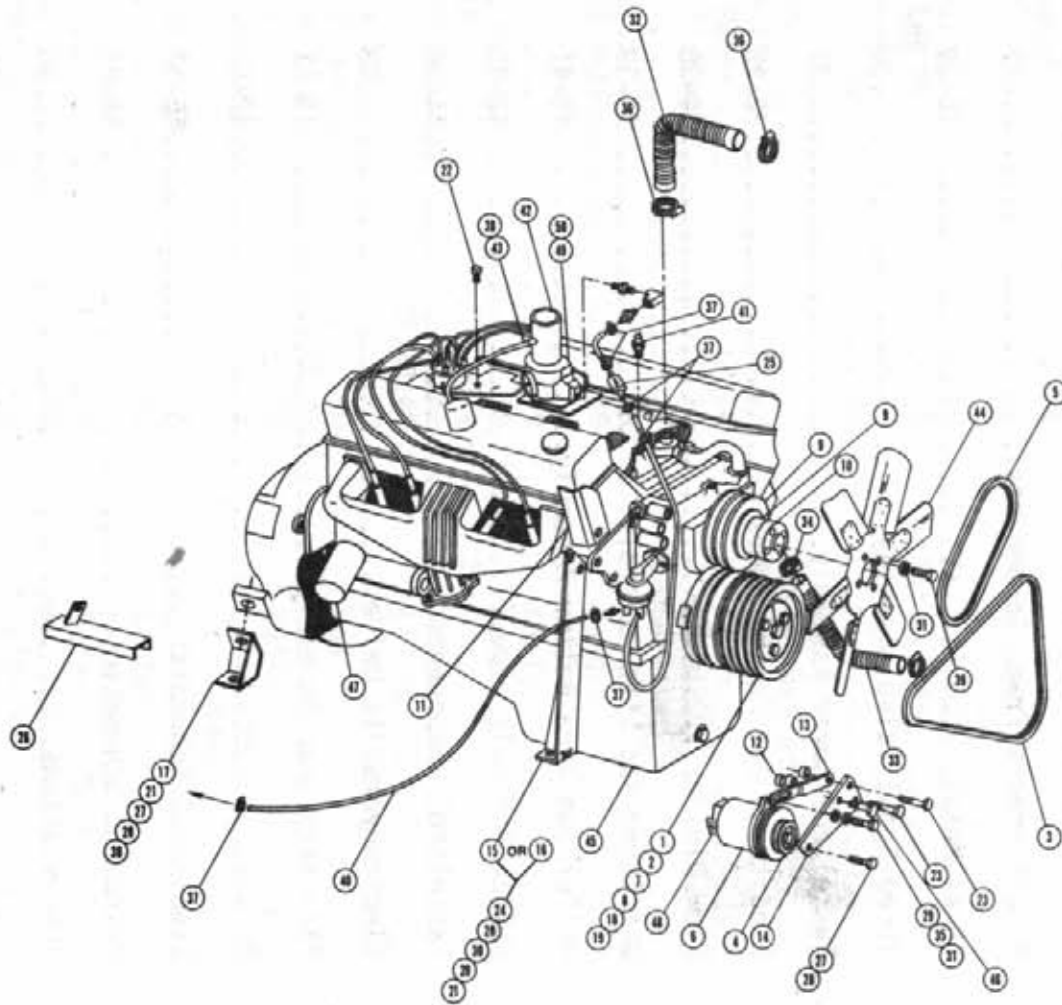
Decals.....52-55

Electrical Schematic.....56-57

Hydraulic Schematic.....58-89

Abbreviations.....90

Index.....91

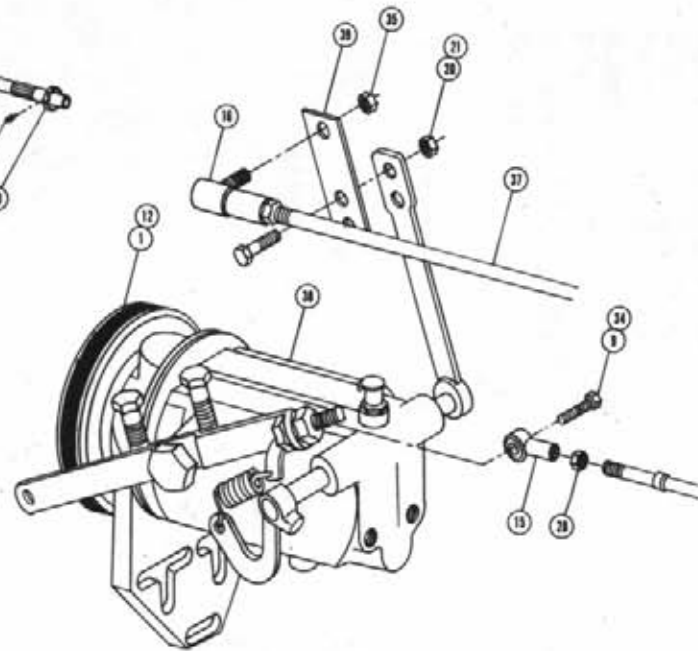
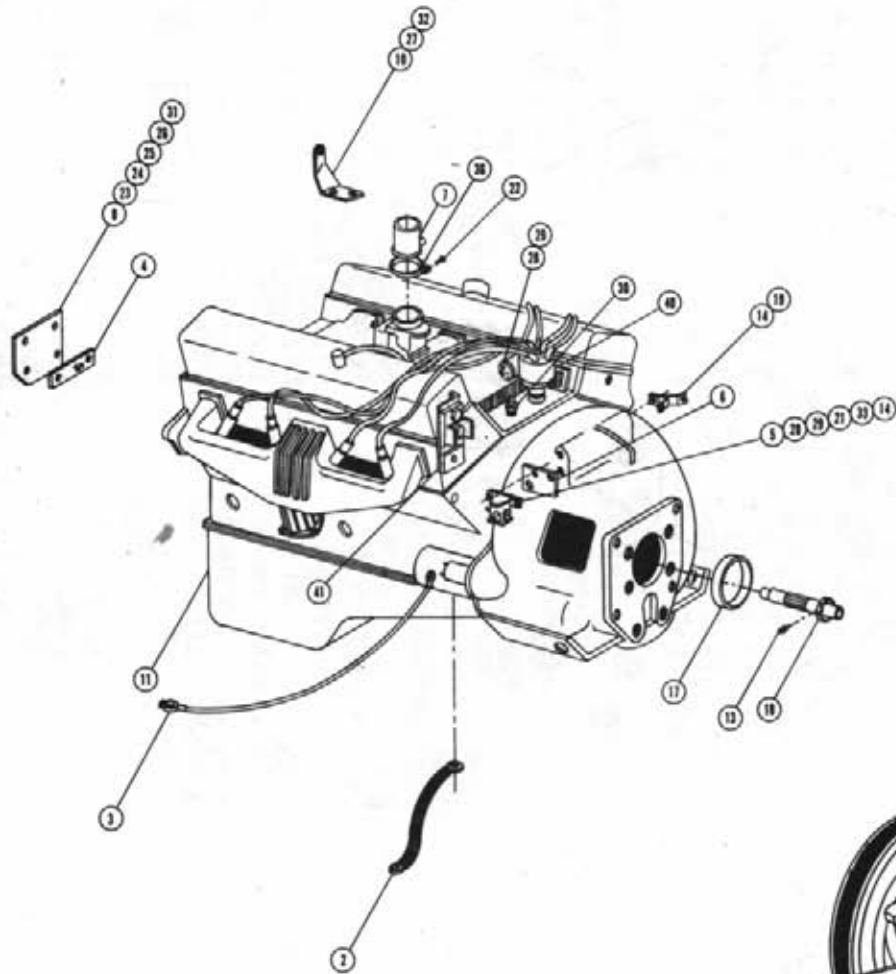


CHRYSLER ENGINE ASSEMBLY

Det.	Qty.	P/N	Description
1	1	140068	5 Groove Sheave
2	1	140020	2" Bore Bushing
3	1	140021	N7520 Gates Belt
4	1	141022	Alternator Sheave
5	1	149109	39500 Belt
6	1	310093	55 AMP Alternator
7	1	311030	Sheave Key
8	1	311031	Crank Adapter Key
9	1	311038	Fan Spacer
10	1	319614	Fan Adapter
11	1	314303	Exhaust Manifold Heat Shield
12	1	311041	Alternator Spacer
13	1	314309	Alternator Adjusting Arm
14	1	314310	Alternator Mount
15	1	341348	Left Front Motor Mount Weldment
16	1	341351	Right Front Motor Mount Weldment
17	1	341353	Rear Motor Mount Weldment
18	1	314424	Engine Sheave Adapter
19	4	470153	3/4 UNF x 4 1/2 Hex Bolt
20	1	914006	7/16 UNC Stover Nut
21	4	900255	1/2 UNC x 1 1/2 Hex Bolt
22	1	900200	3/8 Pipe Plug
23	1	900142	3/8 UNC x 5 Hex Bolt
24	1	900198	7/16 UNC x 1 3/4 Hex Bolt
25	1	314338	Fuel Filter
26	1	314428	Cable Heat Shield Weldment
27	1	900283	1/2 UNC x 2 Hex Bolt
28	1	914008	1/2 UNC Lock Nut
29	1	920001	5/16 Flat Washer
30	1	920004	1/2 Flat Washer
31	1	920501	5/16 Lock Washer
32	1	314527	Upper Radiator Hose
33	1	314417	Lower Radiator Hose
34	1	520067	#28 Hose Clamp
35	1	900084	5/16 UNC x 3/4 Hex Bolt
36	1	520085	#24 Hose Clamp
37	1	520120	#6 Hose Clamp
38	1	520070	#8 Hose Clamp
39	1	900086	5/16 UNC x 2 1/4 Hex Bolt
40	1	601263	5/16 UNC x 144" Hose
41	1	314437	Temperature Sender
42	1	314732	Air Intake Tube Weldment
43	1	601151	5/8 x 12 Heater Hose
44	1	314435	19 Inch P/R Fan w/2.25 Pitch
45	1	314728	Chrysler 318 Engine
46	1	900132	3/8 UNC x 1 3/4 Hex Bolt
47	1	314260	Oil Filter
48	1	310102	Voltage Regulator
49	1	314394	Modified Carburetor
50	1	314391	Carburetor Kit

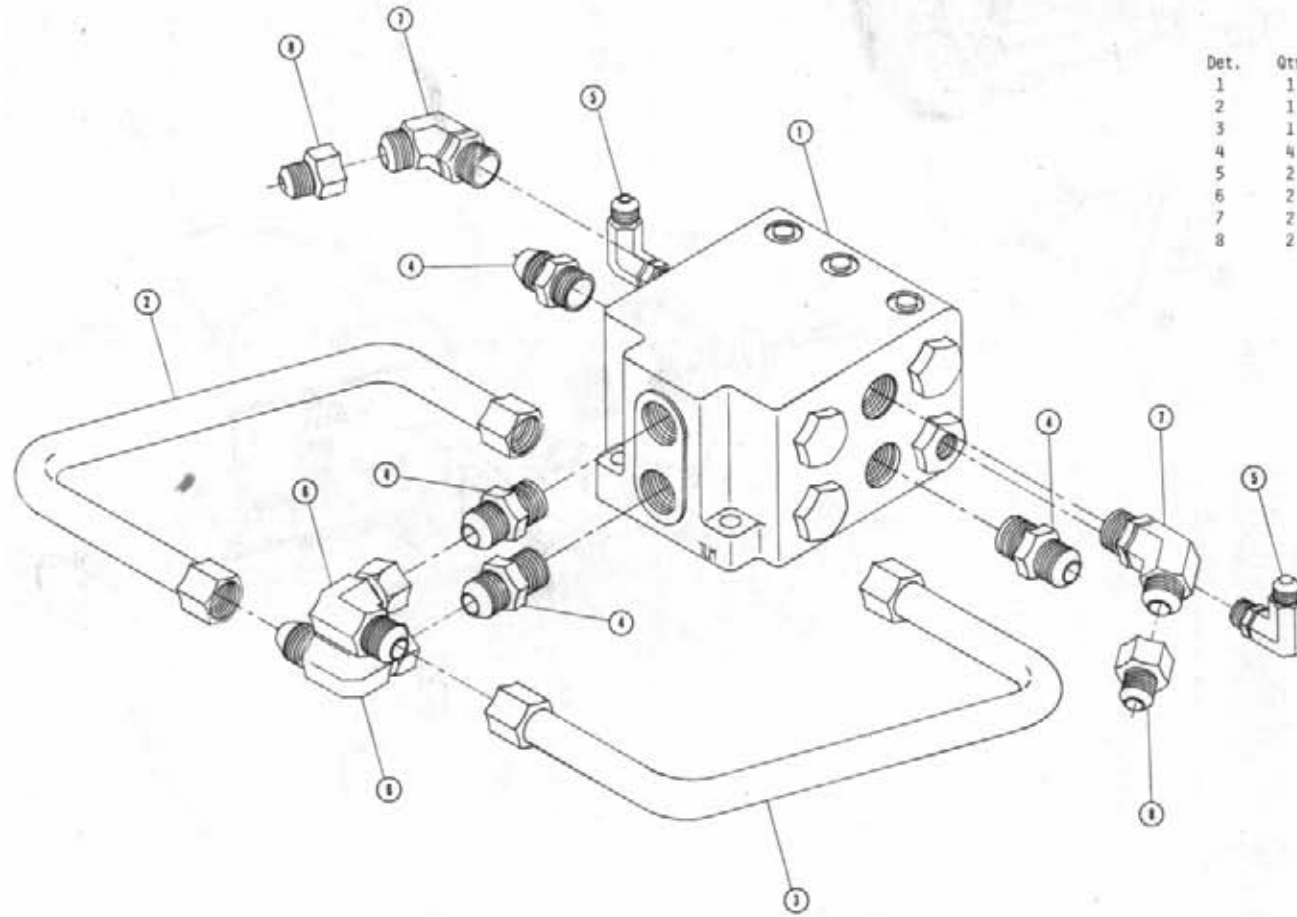
CHRYSLER ENGINE ASSEMBLY

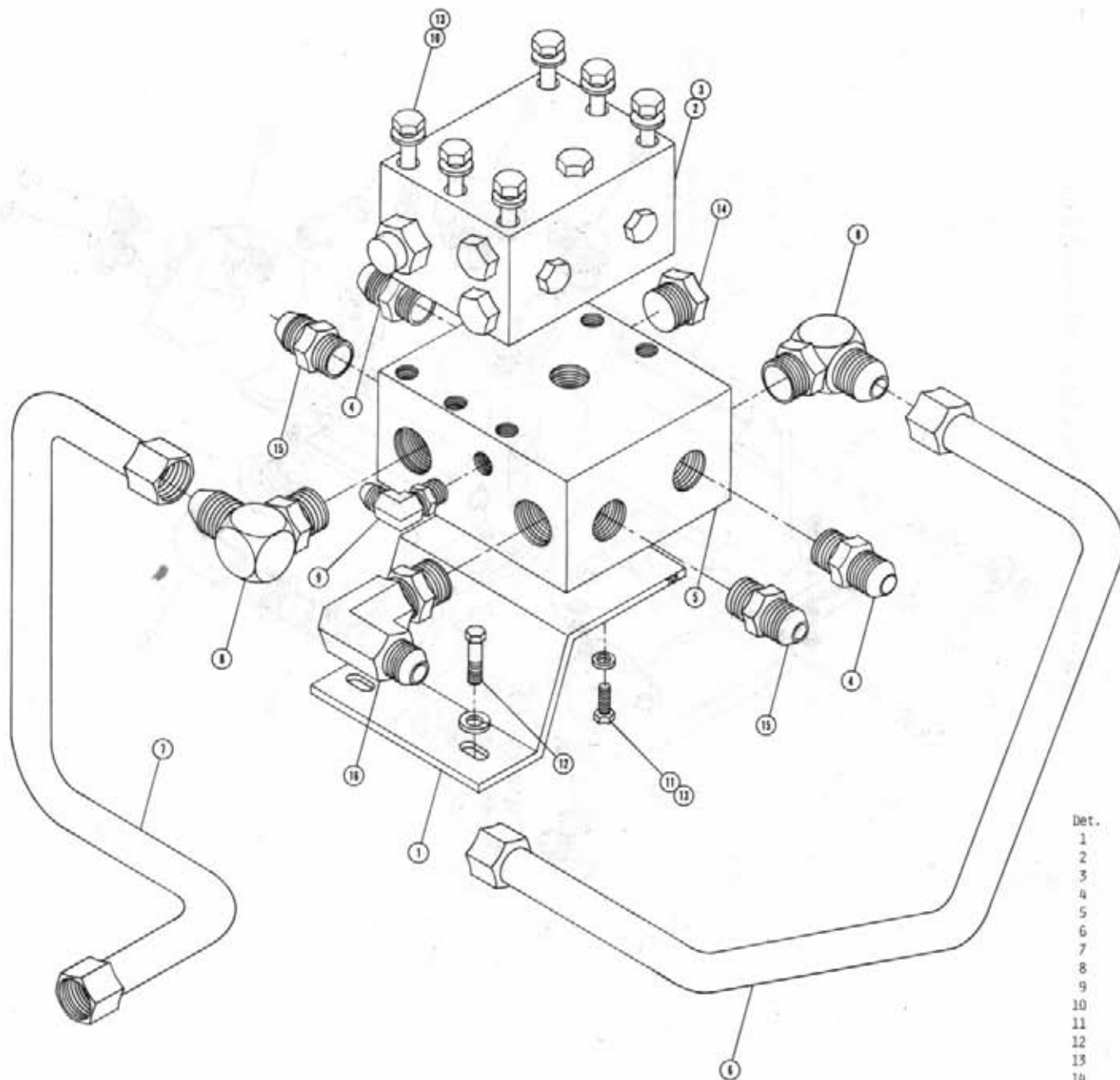
Det.	Qty.	P/N	Description
1	1	147030	6" O.D. Sheave
2	1	290109	0" Ground Strap
3	1	451128	48" Battery Cable
4	1	311040	Governor Spacer
5	1	310491	Starter Solenoid
6	1	311021	Starter Solenoid Mount
7	1	314732	Air Intake Tube Weldment
8	1	311044	Governor Mount Weldment
9	1	472225	#10-32 x 1 Round Head Machine Screw
10	1	314461	Throttle Cable Bracket
11	1	314728	Chrysler 318 Engine
12	1	470054	5/16 x 1/4 Allen Head Set Screw
13	1	471005	1/4-28 x 1/2 Grease Zerk
14	1	472365	9/16 UNC x 3/4 Hex Bolt
15	1	473921	#10-32 Ball Joint
16	1	473918	1/4-28 Female Ball Joint
17	1	314325	Sundstrand Filler Ring
18	1	800452	Output Shaft Weldment
19	1	606645	Hydrostatic Control Cable Mount Weldment
20	2	900002	1/4 UNC x 3/4 Hex Bolt
21	4	914000	1/4 UNC Stover Nut
22	1	903702	1/4-20 x 1 3/4 Slotted Machine Screw
23	1	900135	3/8 UNC x 2 3/4 Hex Head
24	1	914004	3/8 UNC Stover Nut
25	1	900131	3/8 UNC x 1 1/2 Hex Bolt
26	1	920002	3/8 Flat Washer
27	1	920501	5/16 Lock Washer
28	1	910027	#10 UNF Hex Nut
29	1	920510	#10 Lock Washer
30	1	314361	Oil Sender
31	1	900182	5/8 UNC x 5 Hex Bolt
32	1	914002	5/16 UNC Stover Nut
33	1	900000	1/4 UNC x 1/2 Hex Bolt
34	1	914027	#10-32 Lock Nut
35	1	914001	1/4 UNF Stover Nut
36	1	314408	Air Cleaner Clamp
37	1	314311	Governor Control Rod
38	1	314337	Governor Reworked
39	1	314341	Arm Extension
40	1	314390	Distributor Cap
41	1	314362	Electronic Ignition Modulator



TRACTION VALVE ASSEMBLY

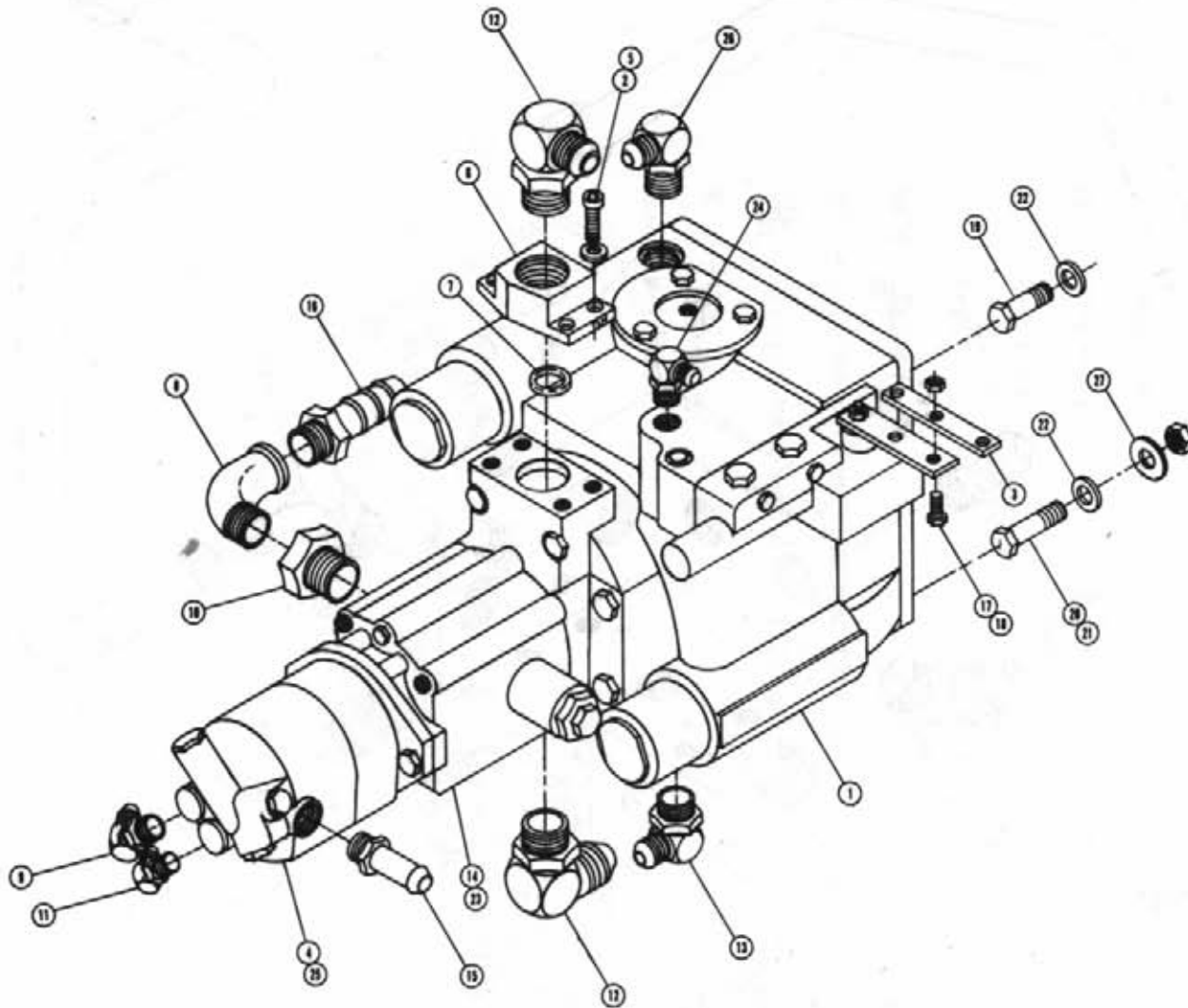
Det.	Qty.	P/N	Description
1	1	606853	Traction Valve
2	1	606854	Right Traction Valve Tube Assembly
3	1	606855	Left Traction Valve Tube Assembly
4	4	611127	1 1/16 MOR x 1 1/16 MJIC
5	2	618114	7/16 MOR-90°-9/16 MJIC
6	2	618191	1 1/16 MJIC-90°-1 1/16 FJIC
7	2	618313	1 1/16 MOR-45°-1 1/16 MJIC
8	2	618518	1 1/16 FJIC - 7/8 MJIC





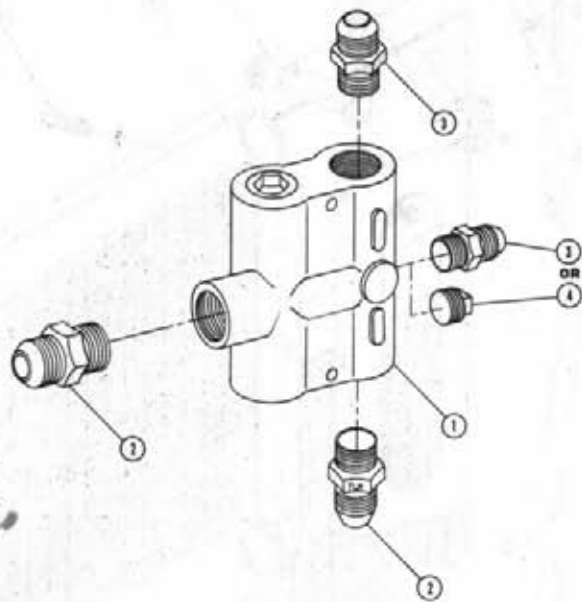
HYDRAULIC MANIFOLD ASSEMBLY

Det.	Qty.	P/N	Description
1	1	606849	Hydraulic Manifold Mount
2	1	611009	Seal Kit
3	1	611013	Hydraulic Relief Valve Assembly
4	2	611127	1 1/16 MOR x 1 1/16 MJIC
5	1	615003	Large Manifold
6	1	615568	Right Hydraulic Tube
7	1	615569	Left Hydraulic Tube
8	2	618178	1 5/16 MOR-90°-1 5/16 MJIC
9	1	618241	3/4 MOR-90°-3/4 MJIC
10	6	900075	5/16 UNC x 3 3/4 Hex Bolt
11	2	900065	5/16 UNC x 1 Hex Bolt
12	2	900196	7/16 UNC x 1 1/4 Hex Bolt
13	8	920501	5/16 Lock Washer
14	1	610186	1 1/16 O-Ring Plug
15	2	618309	1 1/16 MOR - 7/8 MJIC
16	1	618248	1 1/16 MOR-90°-1 1/16 MJIC



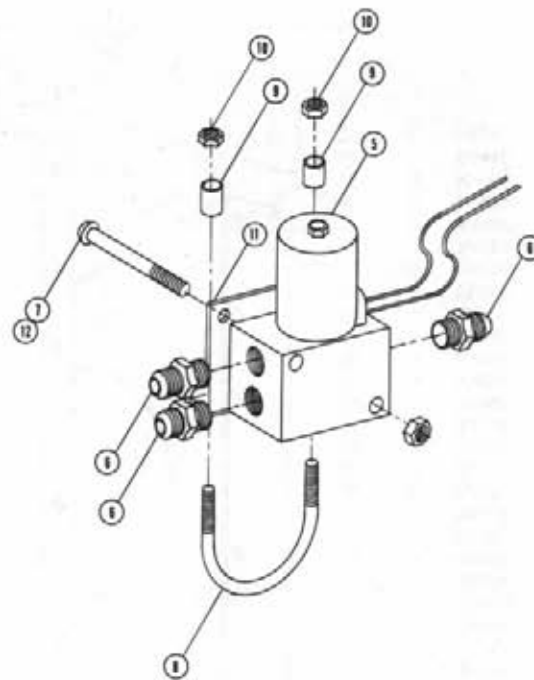
EATON PUMP ASSEMBLY

Det.	Qty.	P/N	Description
1	1	606868	Eaton 54 Variable Pump
2	8	472243	3/8 x 1 3/4 Allen Cap Screw
3	1	606848	Pump Control Lever Extension
4	1	610091	1.24 Cessna Pump
5	8	618167	Lock Washer
6	2	618176	1" NPT 4 Bolt Flange
7	2	870219	O-Ring
8	1	5052J0	1.00 NPT x 90° Street Elbow
9	1	618183	7/8 MDR x 90° x 3/4 MJIC
10	1	618090	1 5/16 O-Ring x 1 NPT Adaptor
11	1	618119	9/16 MDR x 90° x 9/16 MJIC
12	2	618178	1 5/16 MDR x 90° x 1 5/16 MJIC
13	1	618474	1 1/16 MDR x 90° x 3/4 MJIC
14	1	610387	Charge Pump Gasket
15	1	618336	1 1/16 MDR x 1 Hose Barb
16	1	714560	1 NPT x 1 Hose Barb
17	2	900003	1/4 UNC x 1 Hex Bolt
18	2	914000	1/4 UNC Stover Nut
19	2	900266	1/2 UNC x 1 3/4 Hex Bolt
20	2	900267	1/2 UNC x 2 Hex Bolt
21	2	914008	1/2 UNC Stover Nut
22	4	920004	1/2 Flat Washer
23	1	610386	Charge Pump
24	1	618114	7/16 MDR x 90° x 9/16 MJIC
25	1	606869	Gasket
26	1	618535	1 1/16 MDR x 90° x 7/8 MJIC
27	2	920004	1/2 Regular Flat Washer



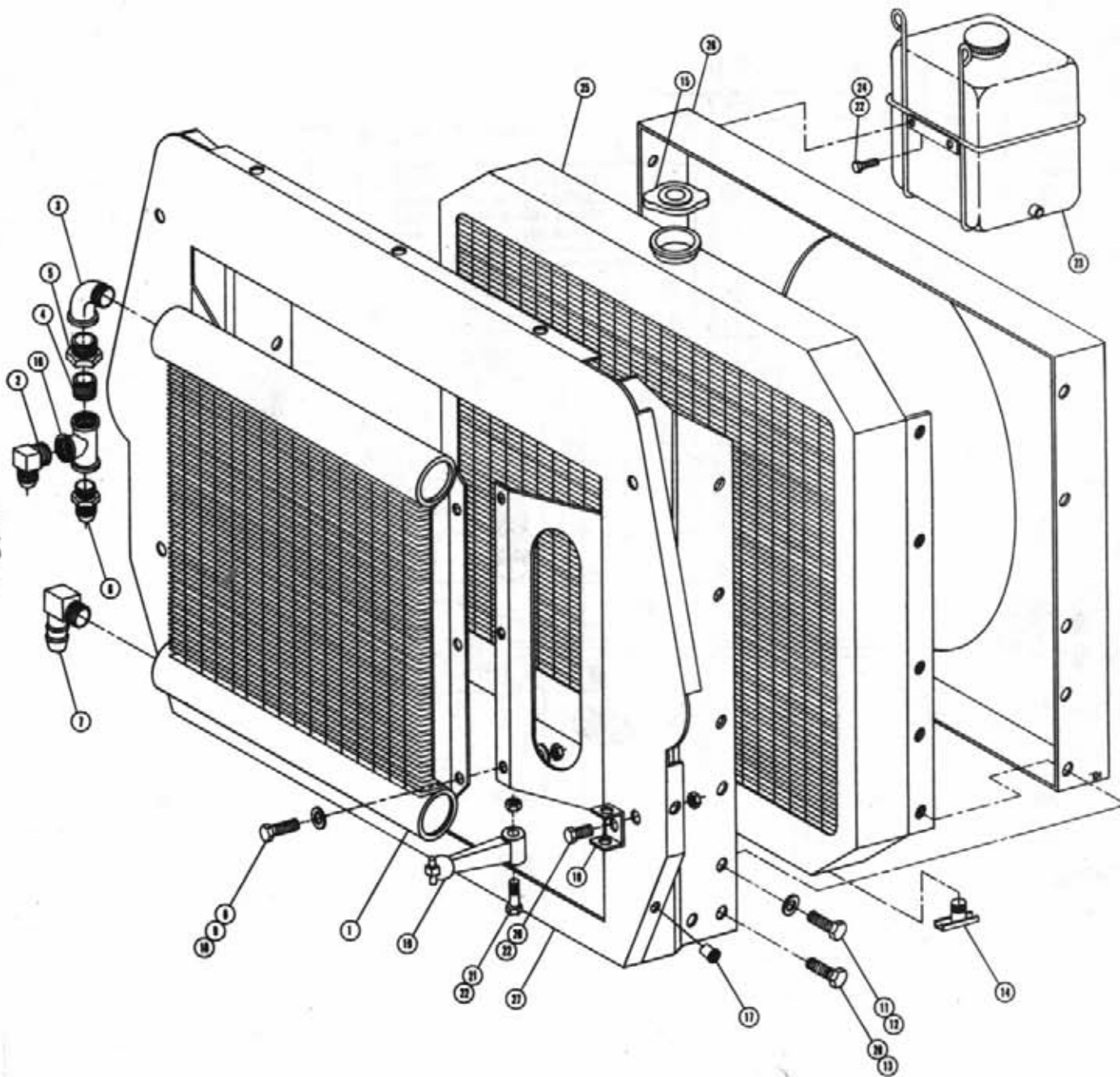
FLOW DIVIDER ASSEMBLY

Det.	Qty.	P/N	Description
1	1	607500	Flow Divider B6R53
2	2	610300	3/4 NPT x 3/4 MJIC
3	2	618011	3/8 NPT x 9/16 MJIC
4	1	502800	3/8 NPT Square Head Pipe Plug



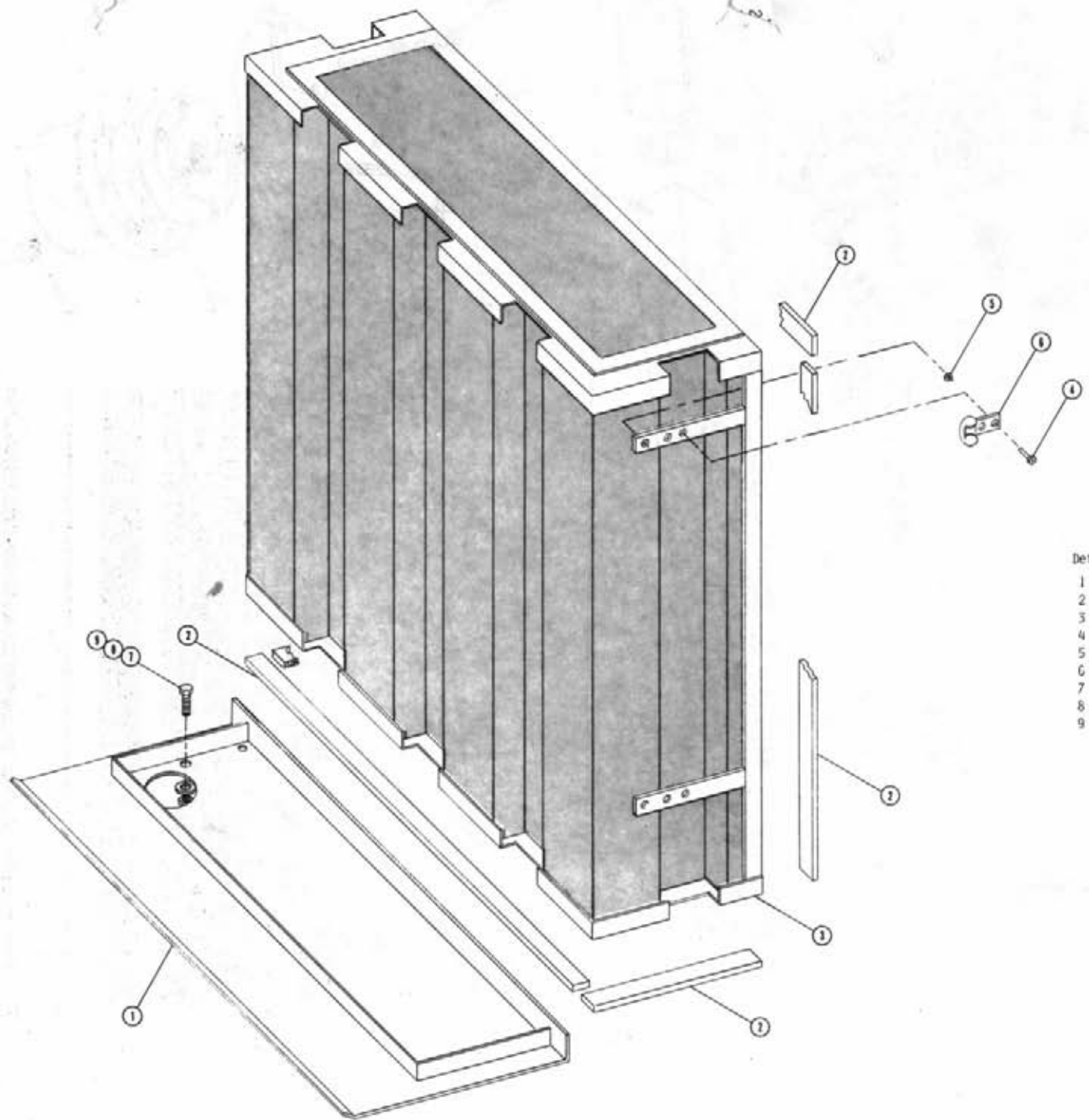
SOLENOID VALVE ASSEMBLY

Det.	Qty.	P/N	Description
5	1	610302	Hydraulic Solenoid Valve
6	3	611121	1/4 NPT x 9/16 MJIC
7	2	903902	#10 x 2 Slotted Round Screw
8	1	470094	5/16 UNC x 1.50 BC x 3.00 Long
9	2	200019	Spacer
10	2	914002	5/16 UNC Lock Nut
11	1	606856	Solenoid Mount
12	2	914027	#10 Stover Nut



RADIATOR AND OIL COOLER ASSEMBLY

Det.	Qty.	P/N	Description
1	1	618088	Oil Cooler
2	1	610305	3/4 NPT-90°-3/4 MJIC
3	1	505200	1 NPT x 90°-Street Elbow
4	1	504702	3/4 NPT Close Nipple
5	1	505213	1 NPT to 3/4 NPT Reducer
6	1	618058	3/4 NPT x 7/8 MJIC
7	1	716000	1 NPT-90°-3/4 Hose Barb
8	6	900064	5/16 UNC x 3/4 Hex Bolt
9	6	914002	5/16 Lock Nut
10	12	920001	5/16 Flat Washer
11	10	900128	3/8 UNC x 3/4 Hex Bolt
12	10	920002	3/8 Flat Washer
13	4	914004	3/8 UNC Lock Nut
14	1	319559	Drain Cock
15	1	319257	Radiator Cap
16	1	504955	3/4 NPT Pipe Tee
17	4	470086	1/4 UNC Nutsert
18	4	656999	Rubber Hook Anchor Bracket
19	4	656998	Rubber Hook
20	4	900002	1/4 UNC x 3/4 Hex Bolt
21	4	900005	1/4 UNC x 1 1/2 Hex Bolt
22	10	914000	1/4 UNC Lock Nut
23	1	314767	Radiator Recovery Tank
24	2	900003	1/4 UNC x 1 Hex Bolt
25	1	314439	Radiator
26	1	314440	Radiator Shroud
27	1	314443	Radiator-Oil Cooler Mount Weldment
28	4	900129	3/8 UNC x 1 Hex Bolt

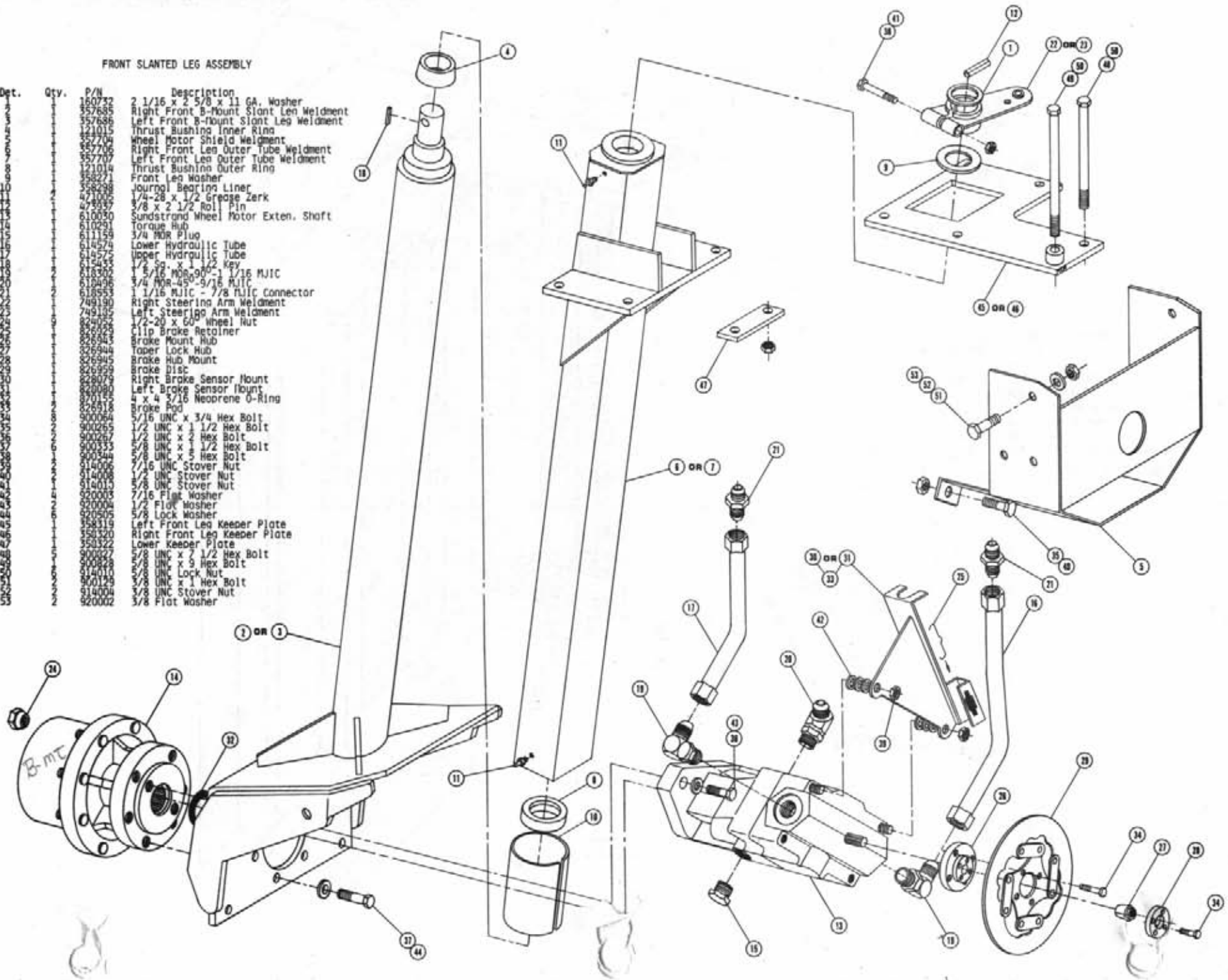


AIR INTAKE ASSEMBLY

Det.	Qty.	P/N	Description
1	1	341379	Bottom Air Intake Plate Weldment
2	12'	193022	Stickertite
3	1	314397	Air Intake Weldment
4	12	485053	3/16 x 3/8 Pop Rivet
5	4	920010	#10 Flat Washer
6	4	656997	Rubber Hook Bracket
7	4	914000	1/4 UNC Lock Nut
8	4	900002	1/4 UNC x 3/4 Hex Bolt
9	4	920000	1/4 SAE Flat Washer

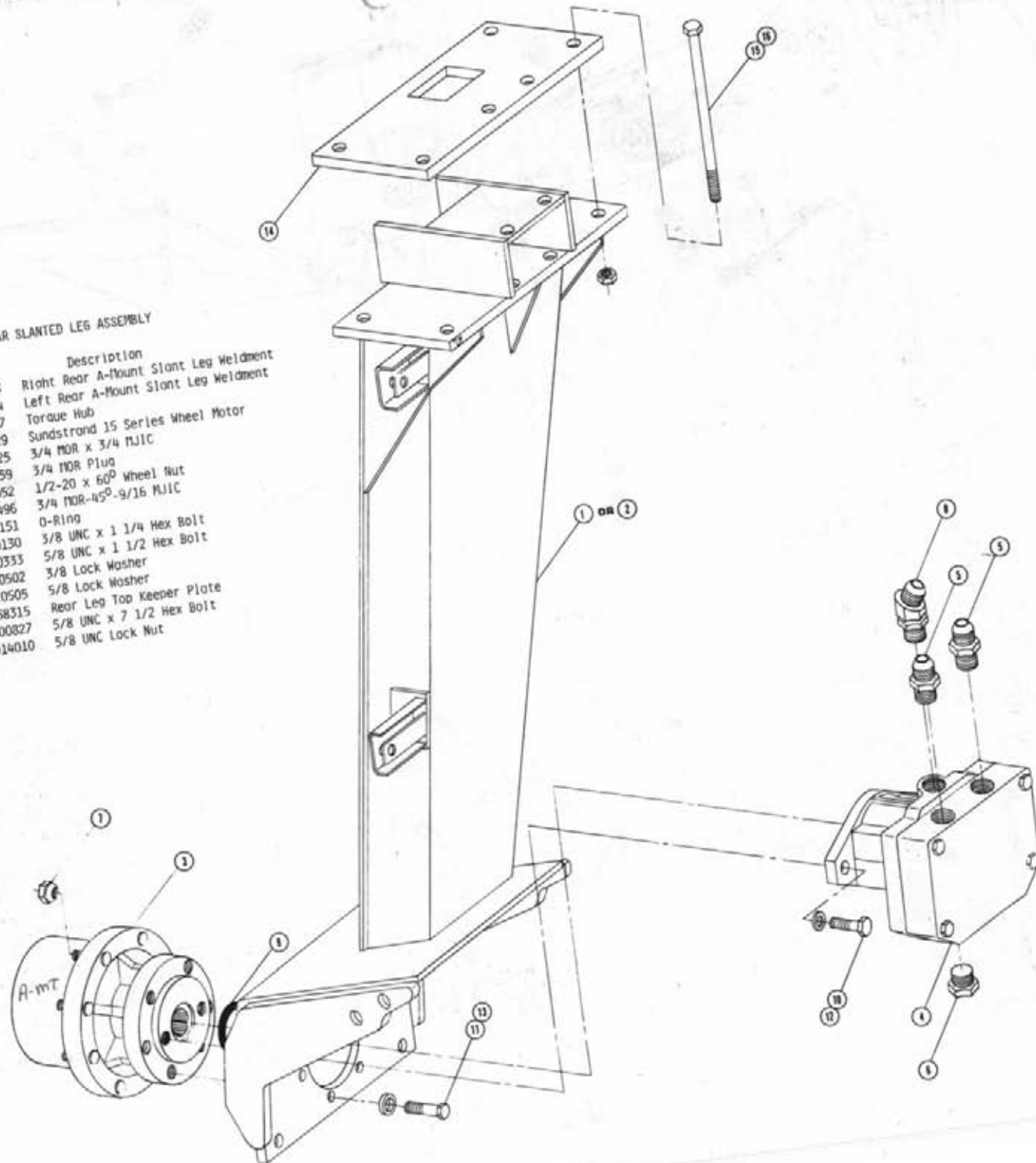
FRONT SLANTED LEG ASSEMBLY

Qty.	P/N	Description
1	160732	2 1/16 x 2 5/8 x 11 GA. Washer
1	357685	Right Front B-Mount Slant Leg Weldment
1	357686	Left Front B-Mount Slant Leg Weldment
1	121015	Thrust Bushing Inner Ring
1	357704	Wheel Motor Shield Weldment
1	357706	Right Front Leg Outer Tube Weldment
1	357707	Left Front Leg Outer Tube Weldment
1	121014	Thrust Bushing Outer Ring
1	358271	Front Leg Washer
1	358298	Journal Bearing Liner
1	471003	1/4-28 x 1/2 Grease Zerk
1	478037	3/8 x 2 1/2 Roll Pin
1	610030	Sundstrand Wheel Motor Exten. Shaft
1	610291	Torque Hub
1	611159	3/4 NBR Plug
1	614574	Lower Hydraulic Tube
1	614575	Upper Hydraulic Tube
1	615453	1/2 Sq. x 1 1/2 Key
1	618302	1 5/16 M08-90°-1 1/16 MJIC
1	618496	3/4 NBR-45°-9/16 MJIC
1	618553	1 1/16 MJIC - 7/8 MJIC Connector
1	749190	Right Steering Arm Weldment
1	749192	Left Steering Arm Weldment
1	826928	1/2-20 x 60° Wheel Nut
1	826943	Clip Brake Retainer
1	826944	Brake Mount Hub
1	826945	Taper Lock Hub
1	826945	Brake Hub Mount
1	826959	Brake Disc
1	828079	Right Brake Sensor Mount
1	828080	Left Brake Sensor Mount
1	870155	4 x 4 3/16 Neoprene O-Ring
1	826918	Brake Pad
1	900064	5/16 UNC x 3/4 Hex Bolt
1	900265	1/2 UNC x 1 1/2 Hex Bolt
1	900267	1/2 UNC x 2 Hex Bolt
1	900353	5/8 UNC x 1 1/2 Hex Bolt
1	900354	5/8 UNC x 8 Hex Bolt
1	914006	2 1/16 UNC Stover Nut
1	914008	1/2 UNC Stover Nut
1	914010	5/8 UNC Stover Nut
1	920003	7/16 Flat Washer
1	920004	1/2 Flat Washer
1	920505	5/8 Lock Washer
1	358319	Left Front Leg Keeper Plate
1	358320	Right Front Leg Keeper Plate
1	358322	Lower Keeper Plate
1	900027	5/8 UNC x 2 1/2 Hex Bolt
1	900828	5/8 UNC x 9 Hex Bolt
1	914010	5/8 UNC Lock Nut
1	900129	3/8 UNC x 1 Hex Bolt
1	914004	3/8 UNC Stover Nut
1	920002	3/8 Flat Washer



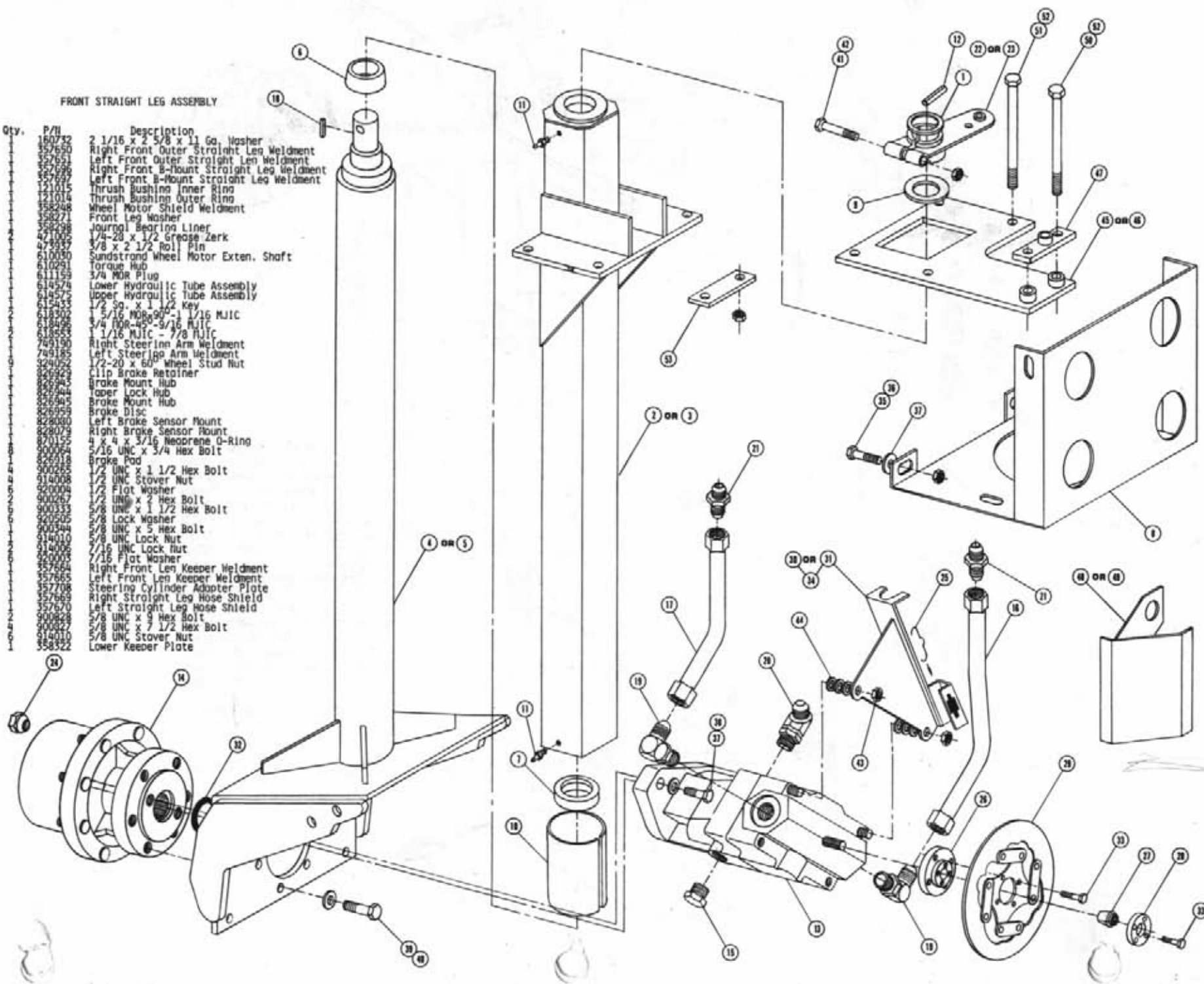
REAR SLANTED LEG ASSEMBLY

Det.	Qty.	P/N	Description
1	1	357683	Right Rear A-Mount Slant Leg Weldment
2	1	357684	Left Rear A-Mount Slant Leg Weldment
3	1	437617	Torque Hub
4	1	610029	Sundstrand 15 Series Wheel Motor
5	2	611125	3/4 MOR x 3/4 NJIC
6	1	611159	3/4 MOR Plug
7	1	824052	1/2-20 x 60° Wheel Nut
8	1	618496	3/4 MOR-45°-9/16 NJIC
9	1	870151	O-Ring
10	2	900130	3/8 UNC x 1 1/4 Hex Bolt
11	8	900333	5/8 UNC x 1 1/2 Hex Bolt
12	2	920502	3/8 Lock Washer
13	8	920505	5/8 Lock Washer
14	1	358315	Rear Leg Top Keeper Plate
15	6	900827	5/8 UNC x 7 1/2 Hex Bolt
16	6	914010	5/8 UNC Lock Nut



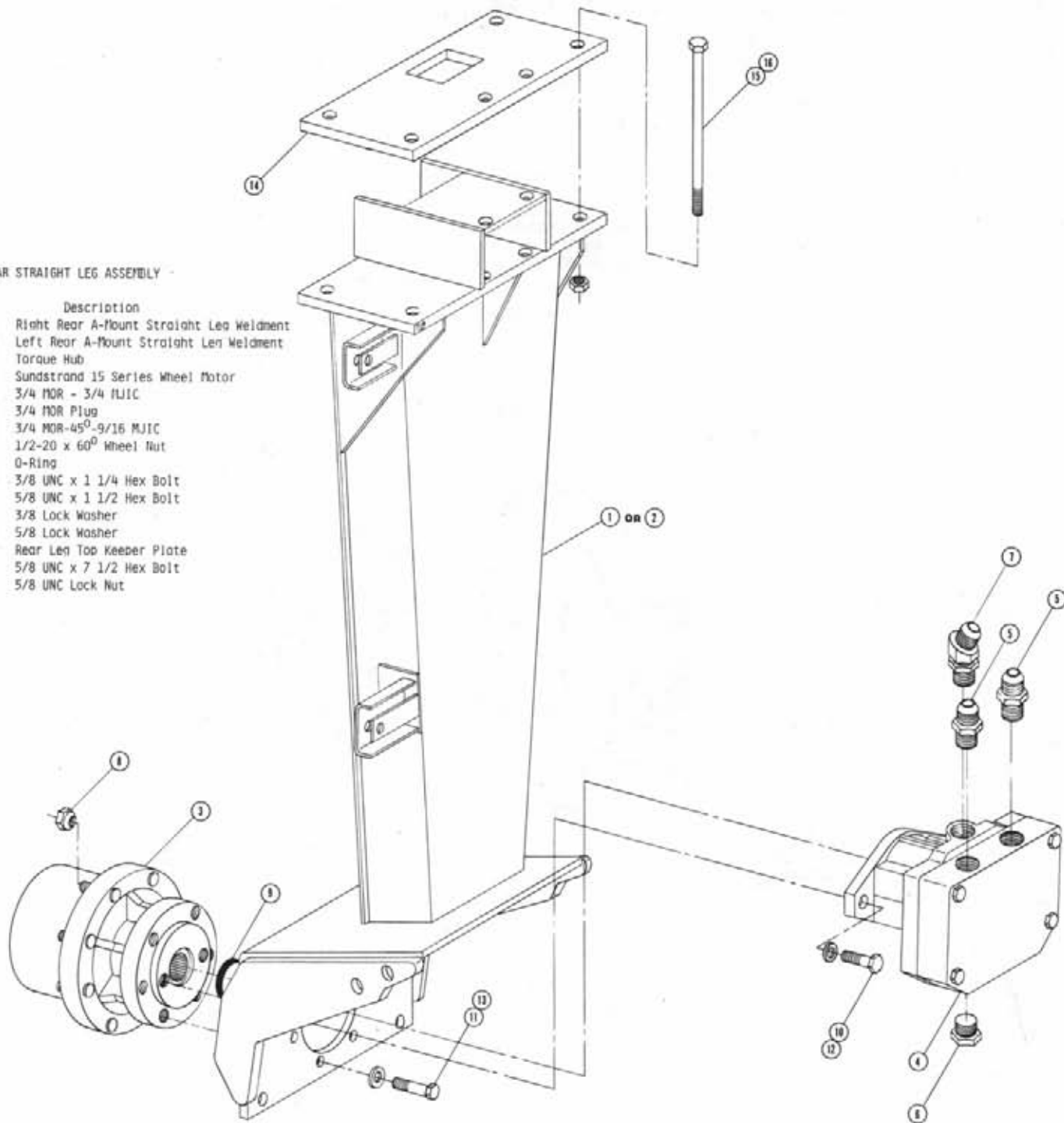
FRONT STRAIGHT LEG ASSEMBLY

Qty.	P/N	Description
1	160732	2 1/16 x 2 5/8 x 11 Ga. Washer
1	357650	Right Front Outer Straight Leg Weldment
1	357651	Left Front Outer Straight Leg Weldment
1	357652	Right Front B-Mount Straight Leg Weldment
1	357653	Left Front B-Mount Straight Leg Weldment
1	357654	Thrust Bushing Inner Ring
1	357655	Thrust Bushing Outer Ring
1	358248	Wheel Motor Shield Weldment
1	358271	Front Leg Washer
1	358298	Journal Bearing Liner
1	471005	1/4-28 x 1/2 Grease Zerk
1	473937	5/8 x 2 1/2 Roll Pin
1	610030	Sundstrand Wheel Motor Exten. Shaft
1	610291	Torque Hub
1	611159	3/4 MOR Plug
1	614574	Lower Hydraulic Tube Assembly
1	614575	Upper Hydraulic Tube Assembly
1	615433	1/2 Sq. x 1 1/2 Key
1	618302	1/2 MOR Plug - 1/16 MJIC
1	618303	3/8 MOR Plug - 3/16 MJIC
1	618543	1 1/16 MJIC - 7/8 MJIC
1	749190	Right Steering Arm Weldment
1	749185	Left Steering Arm Weldment
1	324052	1/2-20 x 60 Wheel Stud Nut
1	826929	Clip Brake Retainer
1	826943	Brake Mount Hub
1	826944	Taper Lock Hub
1	826945	Brake Mount Hub
1	826959	Brake Disc
1	828000	Left Brake Sensor Mount
1	828079	Right Brake Sensor Mount
1	870155	4 x 4 x 3/16 Neoprene O-Ring
1	900024	1/2 UNC x 3/4 Hex Bolt
1	900265	Brake Pad
1	914008	1/2 UNC x 1 1/2 Hex Bolt
1	920004	1/2 Flat Washer
1	900267	1/2 UNC x 2 Hex Bolt
1	900333	5/8 UNC x 1 1/2 Hex Bolt
1	920505	5/8 Lock Washer
1	900344	5/8 UNC x 5 Hex Bolt
1	914010	5/8 UNC Lock Nut
1	914006	7/16 UNC Lock Nut
1	920003	7/16 Flat Washer
1	357654	Right Front Len Keeper Weldment
1	357655	Left Front Len Keeper Weldment
1	357708	Steering Cylinder Adapter Plate
1	357659	Right Straight Leg Hose Shield
1	357670	Left Straight Leg Hose Shield
1	900828	5/8 UNC x 9 Hex Bolt
1	900827	5/8 UNC x 7 1/2 Hex Bolt
1	914010	5/8 UNC Stover Nut
1	358322	Lower Keeper Plate



REAR STRAIGHT LEG ASSEMBLY

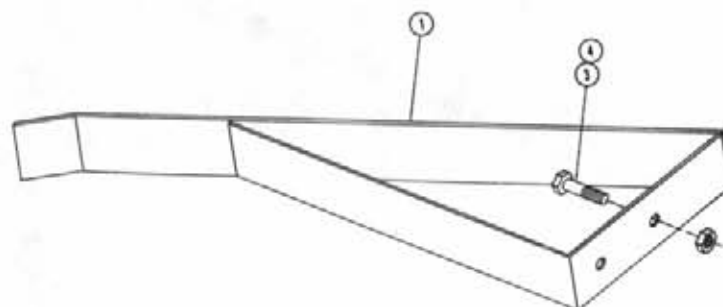
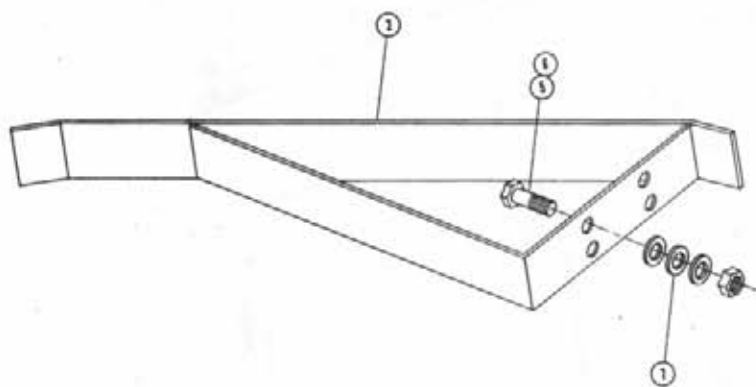
Det.	Qty.	P/N	Description
1	1	357694	Right Rear A-Mount Straight Leg Weldment
2	1	357695	Left Rear A-Mount Straight Leg Weldment
3	1	437617	Torque Hub
4	1	610029	Sundstrand 15 Series Wheel Motor
5	2	611125	3/4 MOR - 3/4 MJIC
6	1	611159	3/4 MOR Plug
7	1	612496	3/4 MOR-45 ⁰ -9/16 MJIC
8	9	824052	1/2-20 x 60 ⁰ Wheel Nut
9	1	870151	O-Ring
10	2	900130	3/8 UNC x 1 1/4 Hex Bolt
11	8	900333	5/8 UNC x 1 1/2 Hex Bolt
12	2	920502	3/8 Lock Washer
13	8	920505	5/8 Lock Washer
14	1	358315	Rear Leg Top Keeper Plate
15	6	900827	5/8 UNC x 7 1/2 Hex Bolt
16	6	914010	5/8 UNC Lock Nut





TIRE AND WHEEL ASSEMBLY

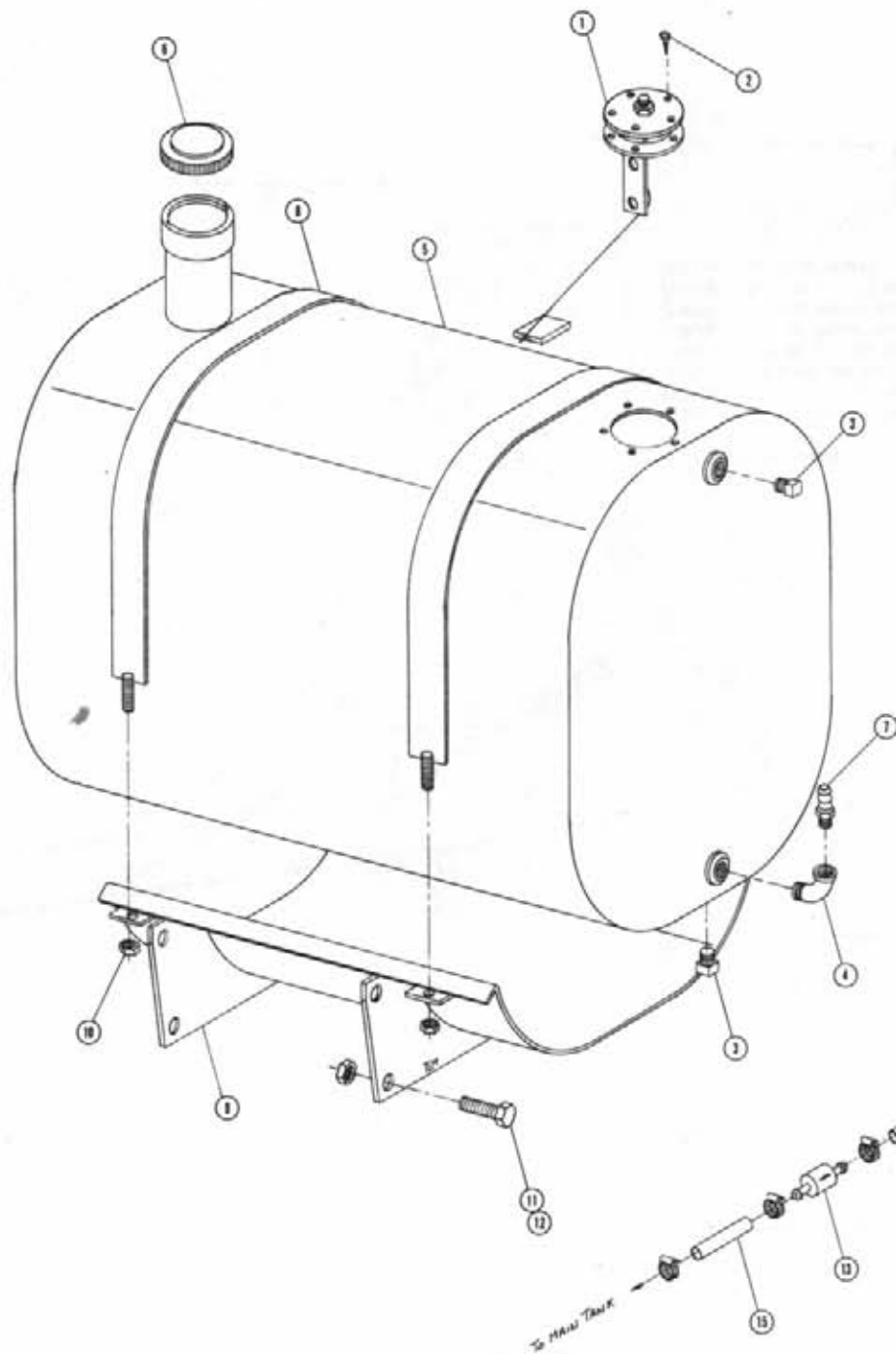
Det.	Qty.	P/N	Description
1	1	820201	11.2 x 24 Tractor Tire
2	1	820600	Wheel Weldment
3	1	650985	Wheel Bolt Torque Decal



STALK GUIDE ASSEMBLY

Det.	Qty.	P/N	Description
1	1	662164	Slant Leg Stalk Guide, LH
2	1	660071	Straight Leg Stalk Guide
3	2	900129	3/8 UNC x 1 Hex Bolt
4	2	914004	3/8 UNC Stover Nut
5	2	914008	1/2 UNC Stover Nut
6	2	900265	1/2 UNC x 1 1/2 Hex Bolt
7	3	920004	1/2 Flat Washer

~ 662108 STALK GUIDE W/O, RH

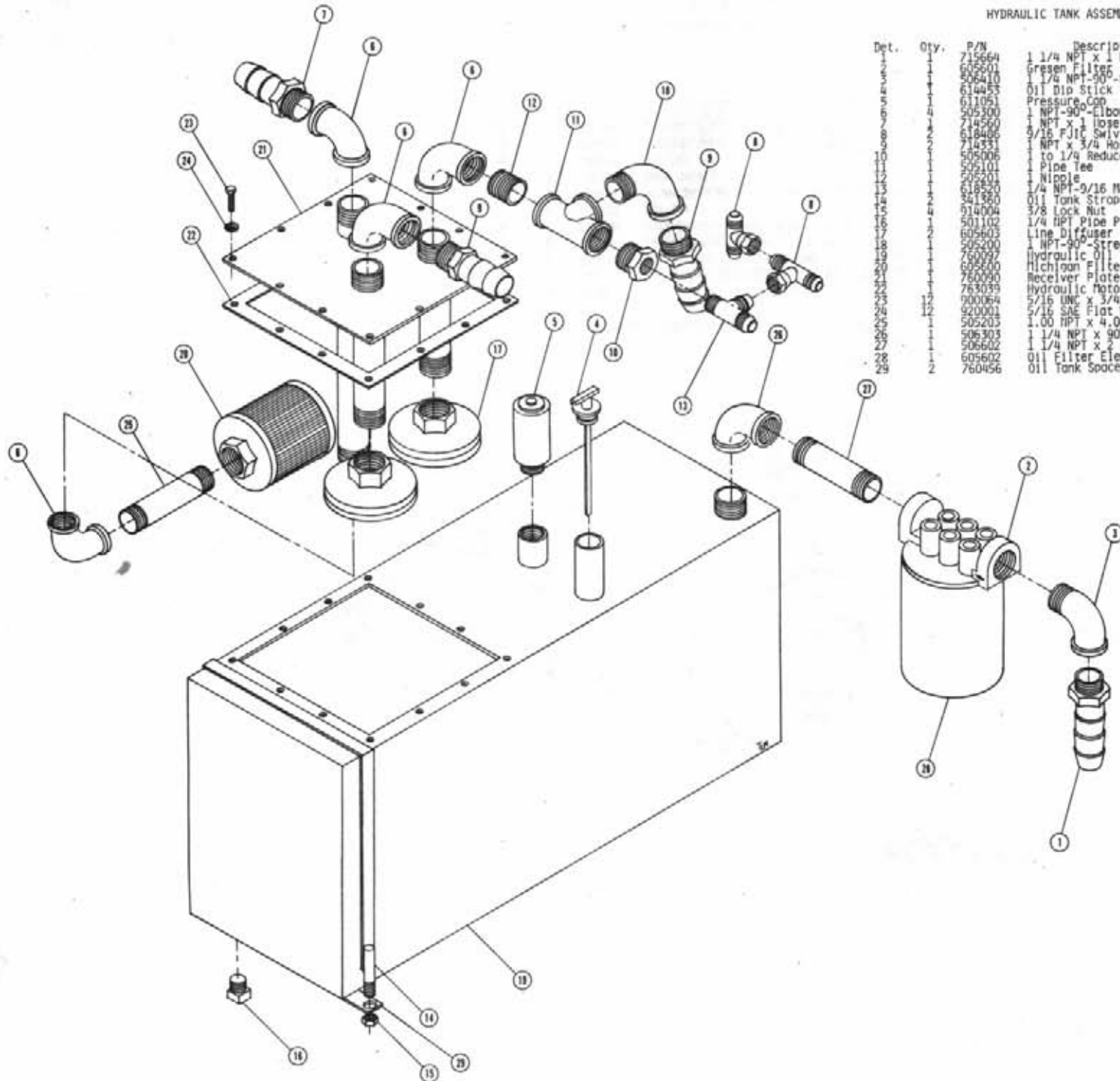


FUEL TANK ASSEMBLY

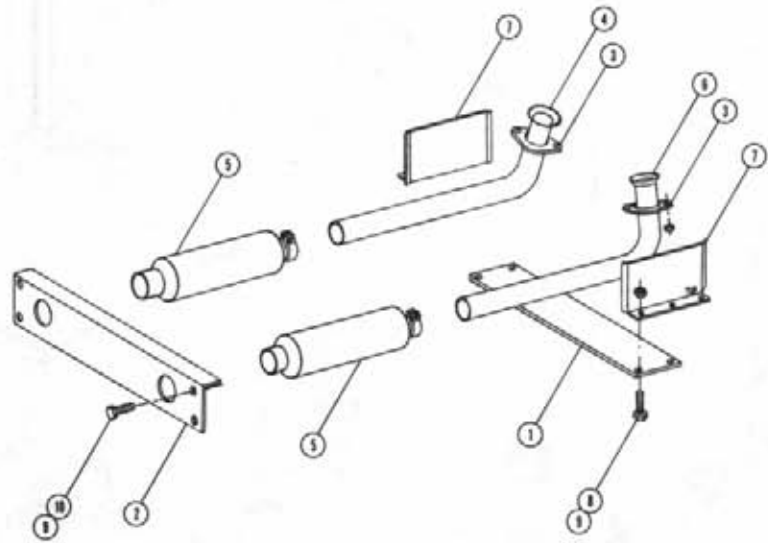
Det.	Qty.	P/N	Description
1	1	291428	Fuel Sender
2	5	473902	#8 x 1/2 Pan Head Metal Screw
3	2	501102	1/4 Pipe Plug
4	1	501450	1/4 NPT-90°-Street Elbow
5	1	760444	Fuel Tank Weldment
6	1	761200	Gas Cap
7	1	783303	1/4 NPT x 5/16 Hose Barb
8	2	760449	Fuel Tank Band Weldment
9	1	760451	Fuel Tank Cradle Weldment
10	2	914004	3/8 UNC Stover Nut
11	4	914008	1/2 UNC Stover Nut
12	4	900263	1/2 UNC x 1 Hex Bolt
*13	2	319612	Gas Line Filter
*14	9	520120	No. 4 Hose Clamp
*15	2	601138	5/16 x 3 Fuel Line Hose
*16	1	601257	5/16 x 120 Fuel Line Hose
*17	1	610411	Fuel Selector Valve
18	1	601263	5/16 x 144 Fuel Line Hose
*19	2	900002	1/4 UNC x 3/4 Hex Bolt
*20	2	914000	1/4 UNC Stover Nut

NOTE: Items 13,14,15,16,17,19 and 20 are used with auxiliary fuel tank only.

HYDRAULIC TANK ASSEMBLY

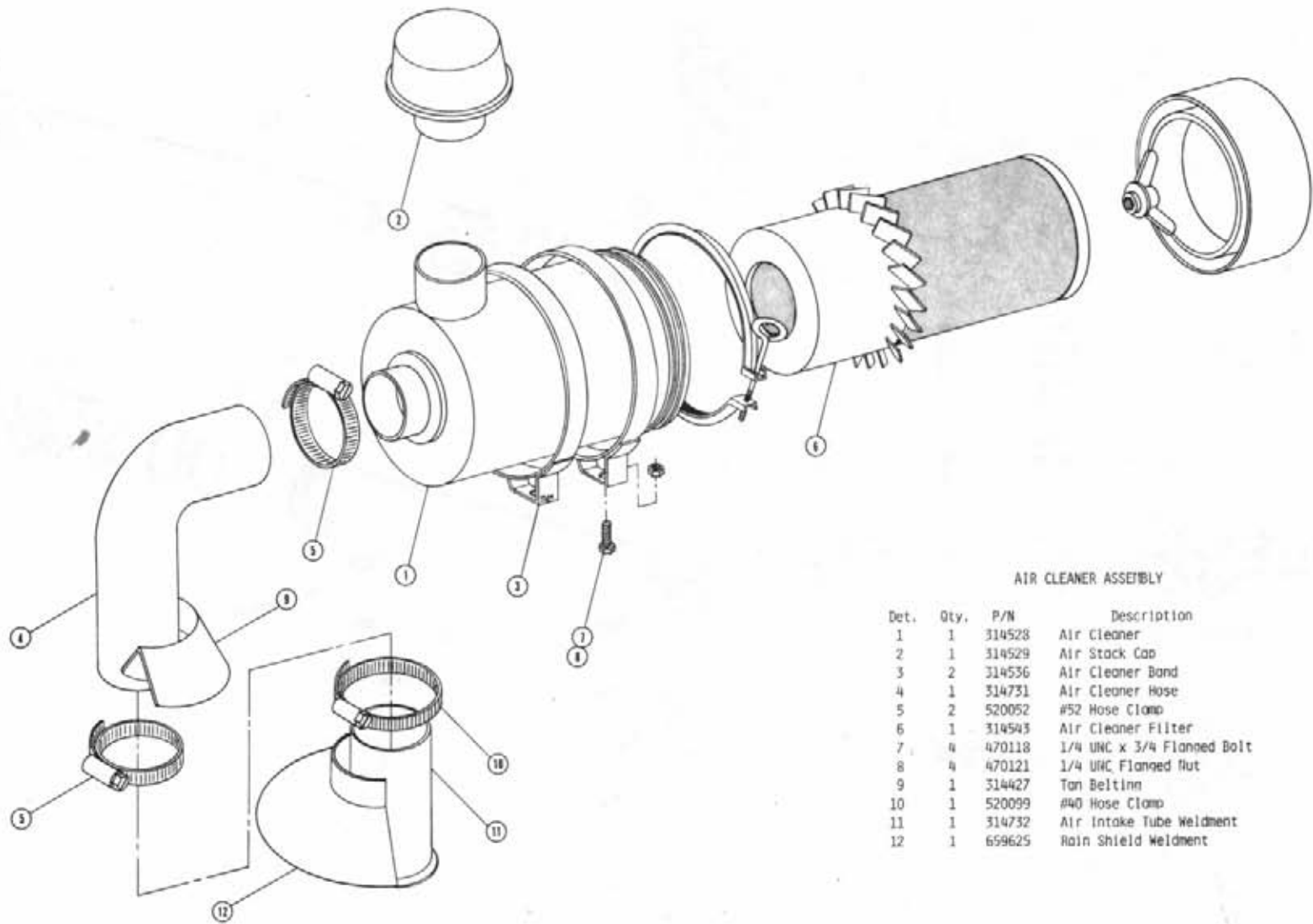


Det.	Qty.	P/N	Description
1	1	715664	1 1/4 NPT x 1 Hose Barb
2	1	605601	Grease Filter
3	1	506410	1 1/4 NPT-90° Street Elbow
4	1	614453	Oil Dip Stick
5	1	611051	Pressure Cap
6	1	505300	1 NPT-90° Elbow
7	1	714560	NPT x 1 Hose Barb
8	1	918486	3/16 F Jic Swiv Run Tee
9	1	914531	NPT x 3/4 Hose Barb
10	1	505006	1 to 1/4 Reducer Bushing
11	1	505101	1 Pipe Tee
12	1	505201	1 Nipple
13	1	618520	1/4 NPT-9/16 MJIC Run Tee
14	2	341360	Oil Tank Strap Weldment
15	4	914004	3/8 Lock Nut
16	1	501102	1/4 NPT Pipe Plug
17	2	605603	Line Diffuser
18	1	505200	1 NPT-90° Street Elbow
19	1	260097	Hydraulic Oil Tank Weldment
20	1	605600	Michigan Filter
21	1	750090	Receiver Plate Weldment
22	1	753039	Hydraulic Motor Mounting Plate Gasket
23	12	900064	5/16 UNC x 3/4 Hex Bolt
24	12	920001	5/16 SAE Flat Washer
25	1	505203	1.00 NPT x 4.00 Pipe Nipple
26	1	506303	1 1/4 NPT x 90° Elbow
27	1	506602	1 1/4 NPT x 2 1/2 Pipe Nipple
28	1	605602	Oil Filter Element
29	2	750456	Oil Tank Spacer



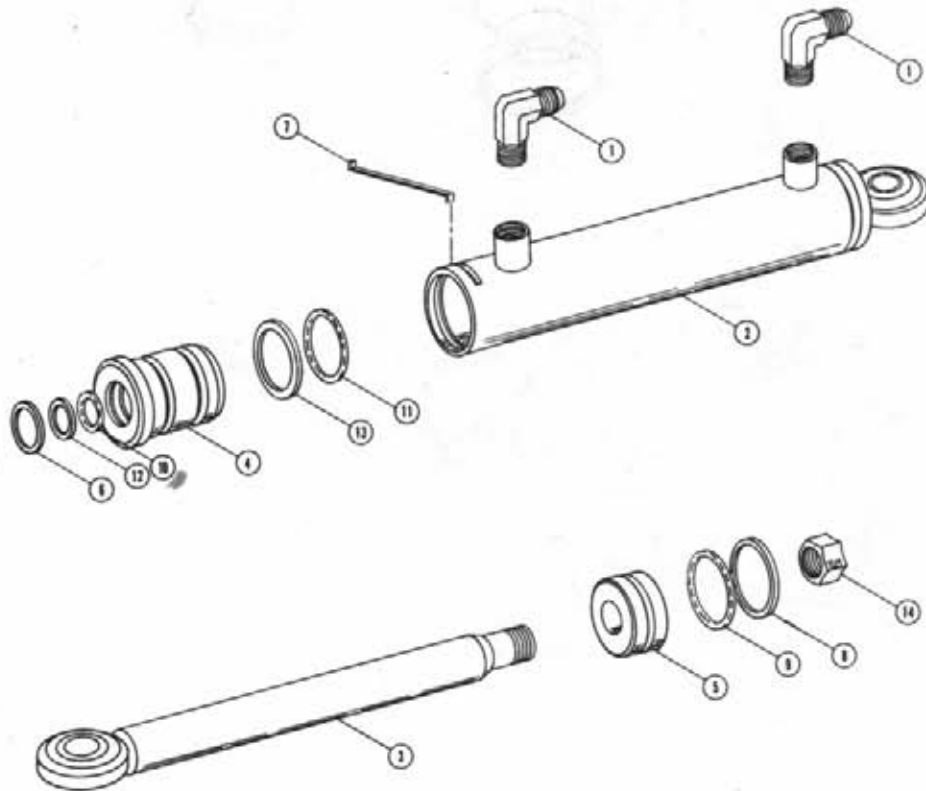
EXHAUST PIPE ASSEMBLY

Det.	Qty.	P/N	Description
1	1	361189	Main Frame Tie Plate
2	1	361190	Main Frame Rear Tie Angle
3	2	314735	Exhaust Pipe Flange
4	1	314736	Left Exhaust Pipe
5	2	319287	Muffler
6	1	314425	Right Exhaust Pipe
7	2	341359	Heat Shield
8	4	900264	1/2 UNC x 1 1/4 Hex Bolt
9	3	914008	1/2 UNC Lock Nut
10	4	900265	1/2 UNC x 1 1/2 Hex Bolt



AIR CLEANER ASSEMBLY

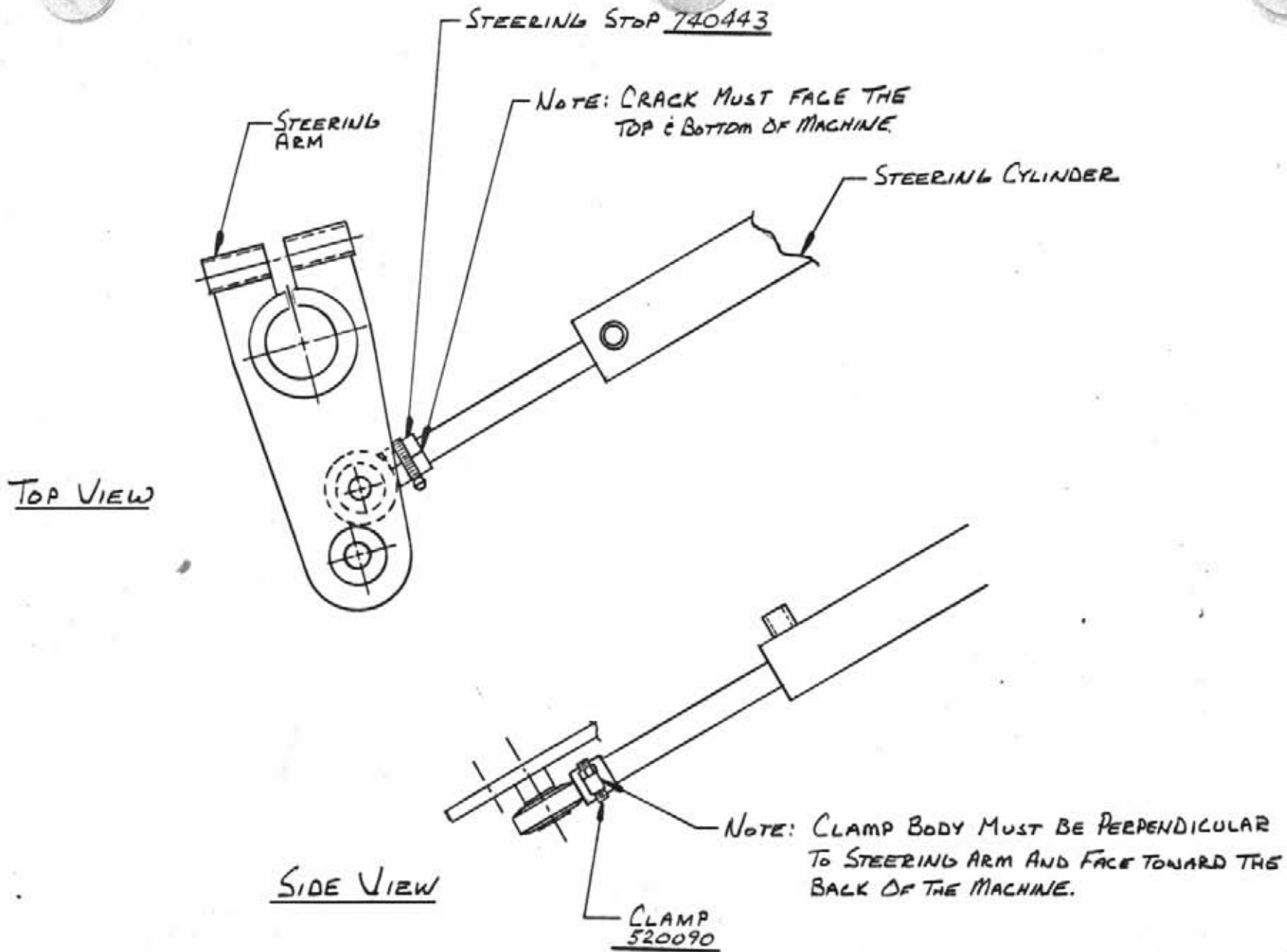
Det.	Qty.	P/N	Description
1	1	314528	Air Cleaner
2	1	314529	Air Stack Cap
3	2	314536	Air Cleaner Band
4	1	314731	Air Cleaner Hose
5	2	520052	#52 Hose Clamp
6	1	314543	Air Cleaner Filter
7	4	470118	1/4 UNC x 3/4 Flanged Bolt
8	4	470121	1/4 UNC Flanged Nut
9	1	314427	Tan Beltinn
10	1	520099	#40 Hose Clamp
11	1	314732	Air Intake Tube Weldment
12	1	659625	Rain Shield Weldment



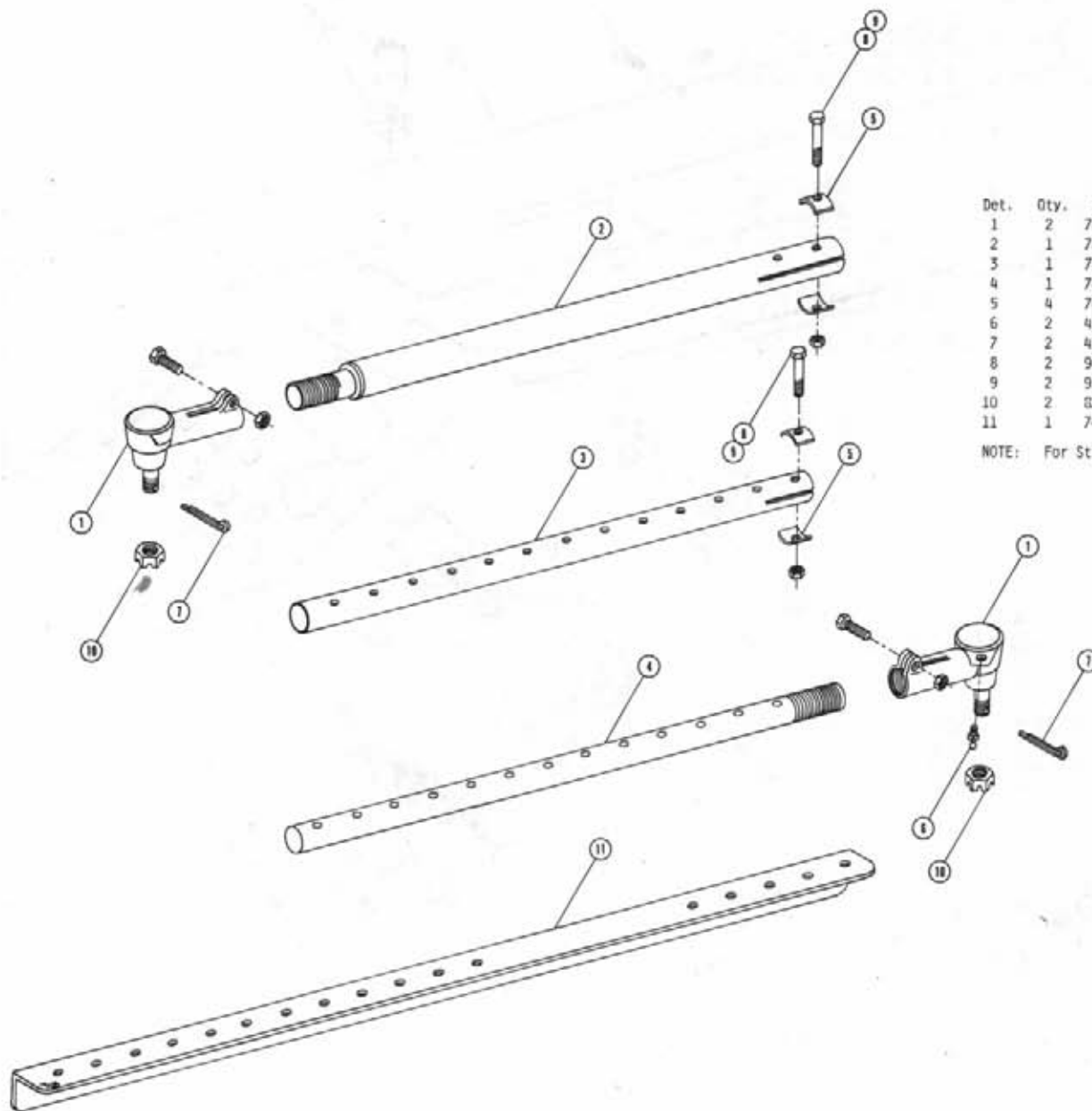
STEERING CYLINDER ASSEMBLY

Det.	Qty.	P/N	Description
1	2	611122	1/4 NPT-90°-9/16 Male Elbow
2	1	620146	Steering Cylinder Tube Weldment
3	1	620148	Steering Cylinder Shaft Weldment
4	1	620271	Bearing
5	1	620272	Piston
6	1	629028	Wiper
7	1	629529	Lock Ring
8	1	629616	Piston Seal
9	1	070025	1 3/16 x 1 5/16 O-Ring
10	1	070210	3/4 x 1 Neoprene O-Ring
11	1	870218	1 1/4 x 1 1/2 Neoprene O-Ring
12	1	890210	3/4 x 1 Back-Up Washer
13	1	890218	1 1/4 x 1 1/2 Back-Up Washer
14	1	914009	1/2 UNF Lock Nut

Note: Cylinder assembly with fittings-620145
Seal Kit 620998



NOTICE: Upon receiving the parts, please contact Hagie Manufacturing Company's Service Department. Out-of-state: 1-800-247-4885 In-state: 1-800-722-3928



TIE ROD ASSEMBLY

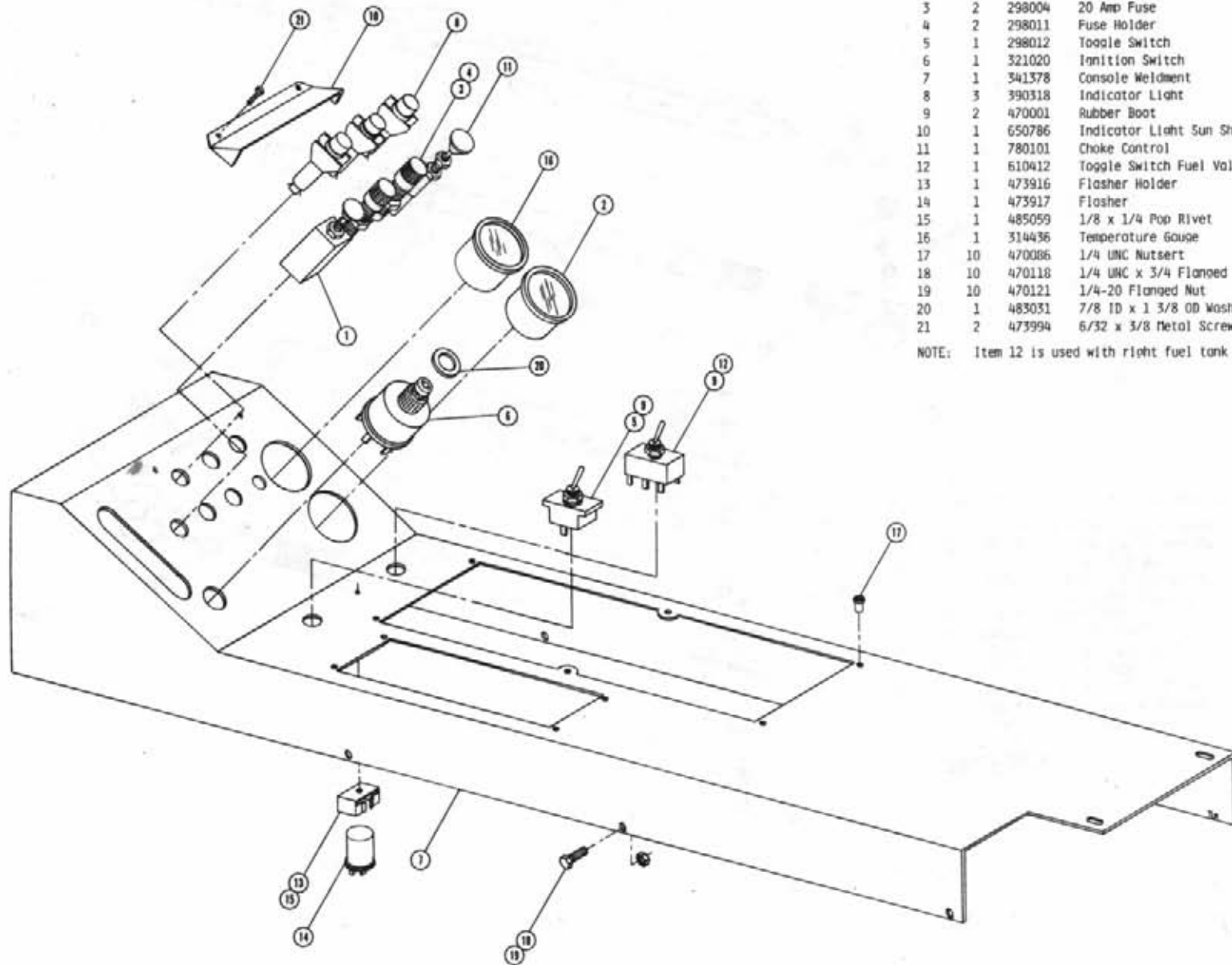
Det.	Qty.	P/N	Description
1	2	749156	Female Socket Assembly
2	1	749203	Tie Rod Outer Tube Weldment
3	1	749206	Tie Rod Inner Tube
4	1	749207	Tie Rod Inner Shaft
5	4	749208	Tie Rod Clamp
6	2	471021	Grease Zerk
7	2	470052	1/8 x 1 1/2 Cotter Pin
8	2	900135	3/8 UNC x 2 3/4 Hex Bolt
9	2	914004	3/8 UNC Lock Nut
10	2	022040	5/8 UNF Slotted Hex Nut
11	1	749214	Tie Rod Stiffener Angle

NOTE: For Straight Ieas Item 3 is replaced with P/N 740442.

CONSOLE ASSEMBLY

Det.	Qty.	P/N	Description
1	1	290046	Two Position Light switch
2	1	290401	Fuel Gauge
3	2	298004	20 Amp Fuse
4	2	298011	Fuse Holder
5	1	298012	Toggle Switch
6	1	321020	Ignition Switch
7	1	341378	Console Weldment
8	3	390318	Indicator Light
9	2	470001	Rubber Boot
10	1	650786	Indicator Light Sun Shield
11	1	780101	Choke Control
12	1	610412	Toggle Switch Fuel Valve
13	1	473916	Flasher Holder
14	1	473917	Flasher
15	1	485059	1/8 x 1/4 Pop Rivet
16	1	314436	Temperature Gauge
17	10	470086	1/4 UNC Nutsert
18	10	470118	1/4 UNC x 3/4 Flanged Bolt
19	10	470121	1/4-20 Flanged Nut
20	1	483031	7/8 ID x 1 3/8 OD Washer
21	2	473994	6/32 x 3/8 Metal Screw

NOTE: Item 12 is used with right fuel tank option only.

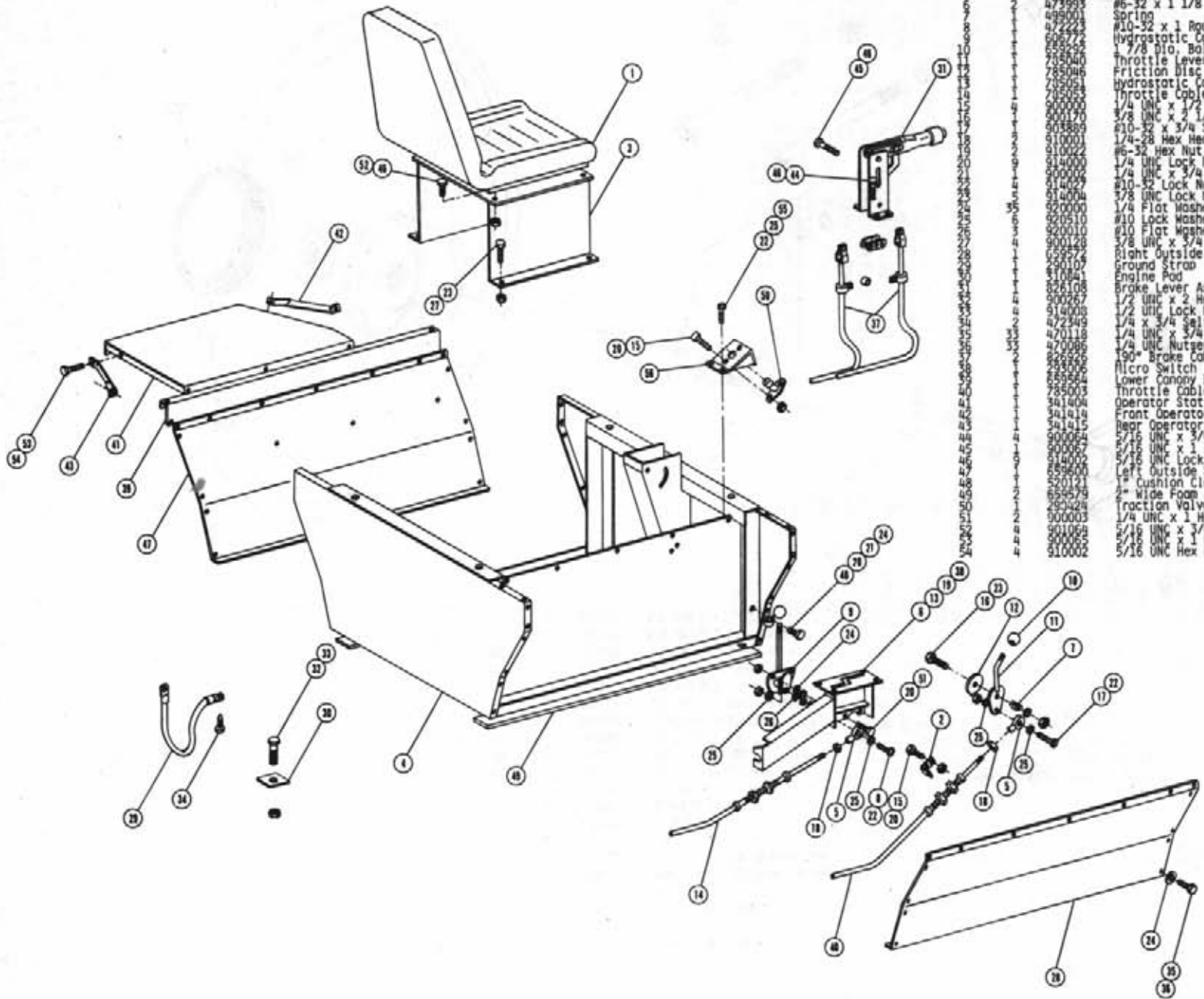


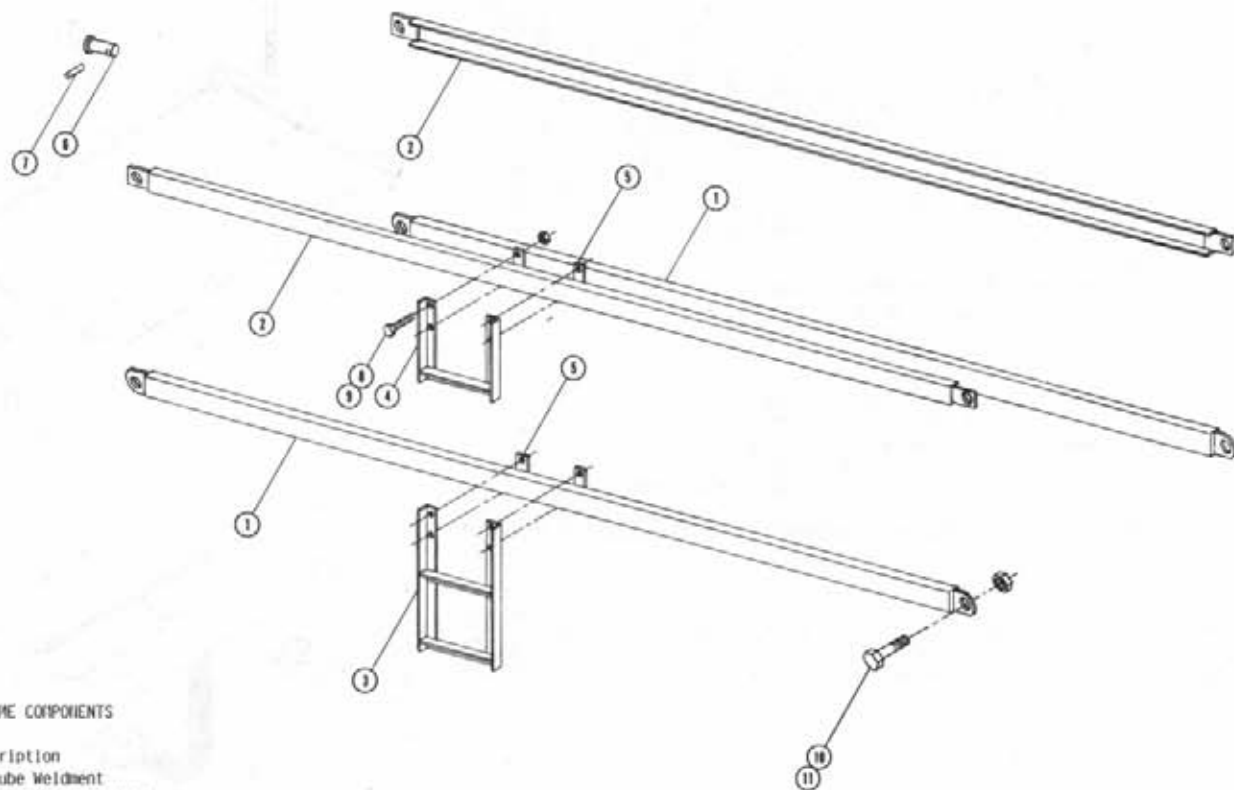
OPERATOR STATION ASSEMBLY

55 2 472231 #10-32 x 3/4 Pan Head Machine Screw
 56 1 340635 Floor Switch Mount Weldment

Det.	Qty.	P/N	Description
		330002	Seat
		341188	Console Throttle Cable Mount Angle
		341189	Seat Mount Weldment
		341356	Operator Station Weldment
		472231	#10-32 Bolt Joint
		472232	#6-32 x 1 1/8 Hex Head Machine Screw
		498901	Spring
		492223	#10-32 x 1 Round Head Machine Screw
		606772	Hydrostatic Control Head
		628232	1 7/8 Dia. Ball Knob
		725040	Throttle Lever Weldment
		725046	Friction Disc
		725051	Hydrostatic Control Mount Weldment
		725053	Throttle Cable 95
		900000	1/4 UNC x 1 1/2 Hex Bolt
		900170	3/8 UNC x 2 1/4 Hex Bolt
		903889	#10-32 x 3/4 Slotted Round Head Machine Screw
		910001	1/4-28 Hex Head Nut
		910002	#6-32 Hex Nut
		914000	1/4 UNC Lock Nut
		920002	1/4 UNC x 3/4 Hex Bolt
		914027	#10-32 Lock Nut
		914004	3/8 UNC Lock Nut
		920510	1/4 Flat Washer
		920510	#10 Lock Washer
		920010	#10 Flat Washer
		900128	3/8 UNC x 3/4 Hex Bolt
		628274	Right Outside Station Panel
		490107	Ground Strap
		31084	Engine Pod
		826108	Brake Lever Assembly
		900261	1/2 UNC x 2 Hex Bolt
		914003	1/2 UNC Lock Nut
		472249	1/4 x 3/4 Self-Tapping Screw
		470118	1/4 UNC x 3/4 Flanged Hex Bolt
		470086	1/4 UNC Nutsert
		826226	190° Brake Cable
		293006	Micro Switch
		659564	Lower Canopy Deflector
		725003	Throttle Cable 112
		341404	Operator Station Step Weldment
		341414	Front Operator Station Step Brace
		341415	Rear Operator Station Step Brace
		900064	5/16 UNC x 3/4 Hex Bolt
		900067	5/16 UNC x 1 1/2 Hex Bolt
		914009	5/16 UNC Lock Nut
		826200	Left Outside Station Panel
		520121	1" Cushion Clamp
		659579	2" Wide Foam
		293424	Traction Valve Switch
		900003	1/4 UNC x 1 Hex Bolt
		901064	5/16 UNC x 3/4 Carriage Bolt
		900065	5/16 UNC x 1 Hex Bolt
		910002	5/16 UNC Hex Nuts

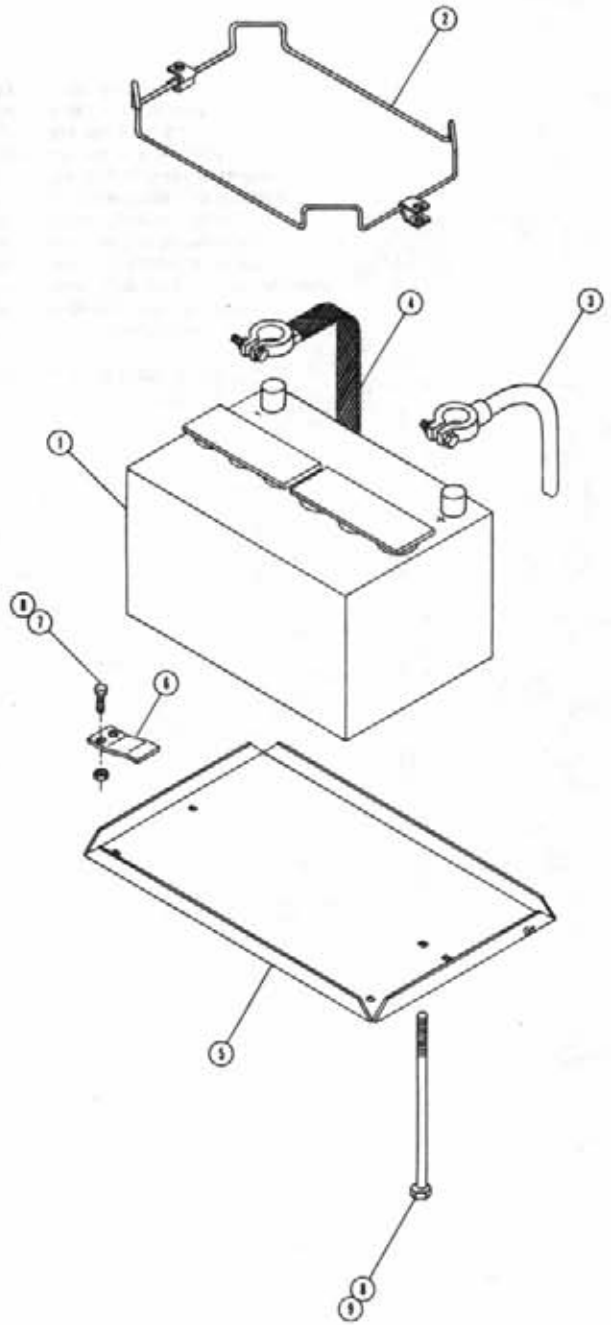
- 25 -





MISCELLANEOUS FRAME COMPONENTS

Det.	Qty.	P/N	Description
1	2	341099	Side Rail Tube Weldment
2	2	341311	Upper Side Rail Channel Weldment
3	1	360305	Two Step Ladder Weldment
4	1	360441	One Step Ladder Weldment
5	4	360442	Ladder Mounting Plate
6	1	361162	Carriage Pivot Pin Weldment
7	1	473937	3/8 Dia. x 2 1/2 Roll Pin
8	8	900136	3/8 UNC x 3 Hex Bolt
9	8	914004	3/8 UNC Lock Nut
10	8	900534	1 UNC x 3 Hex Bolt
11	8	914016	1 UNC Lock Nut

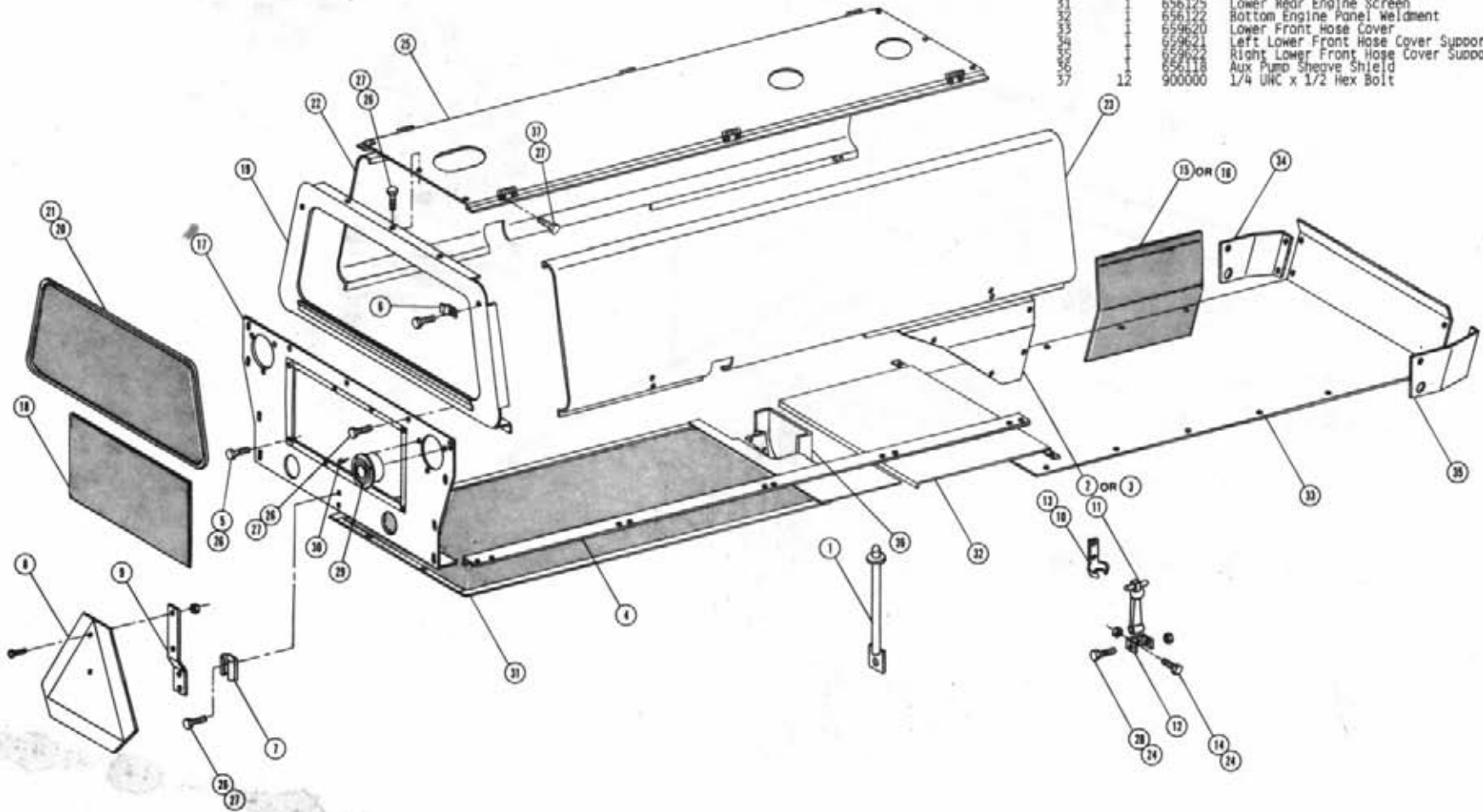


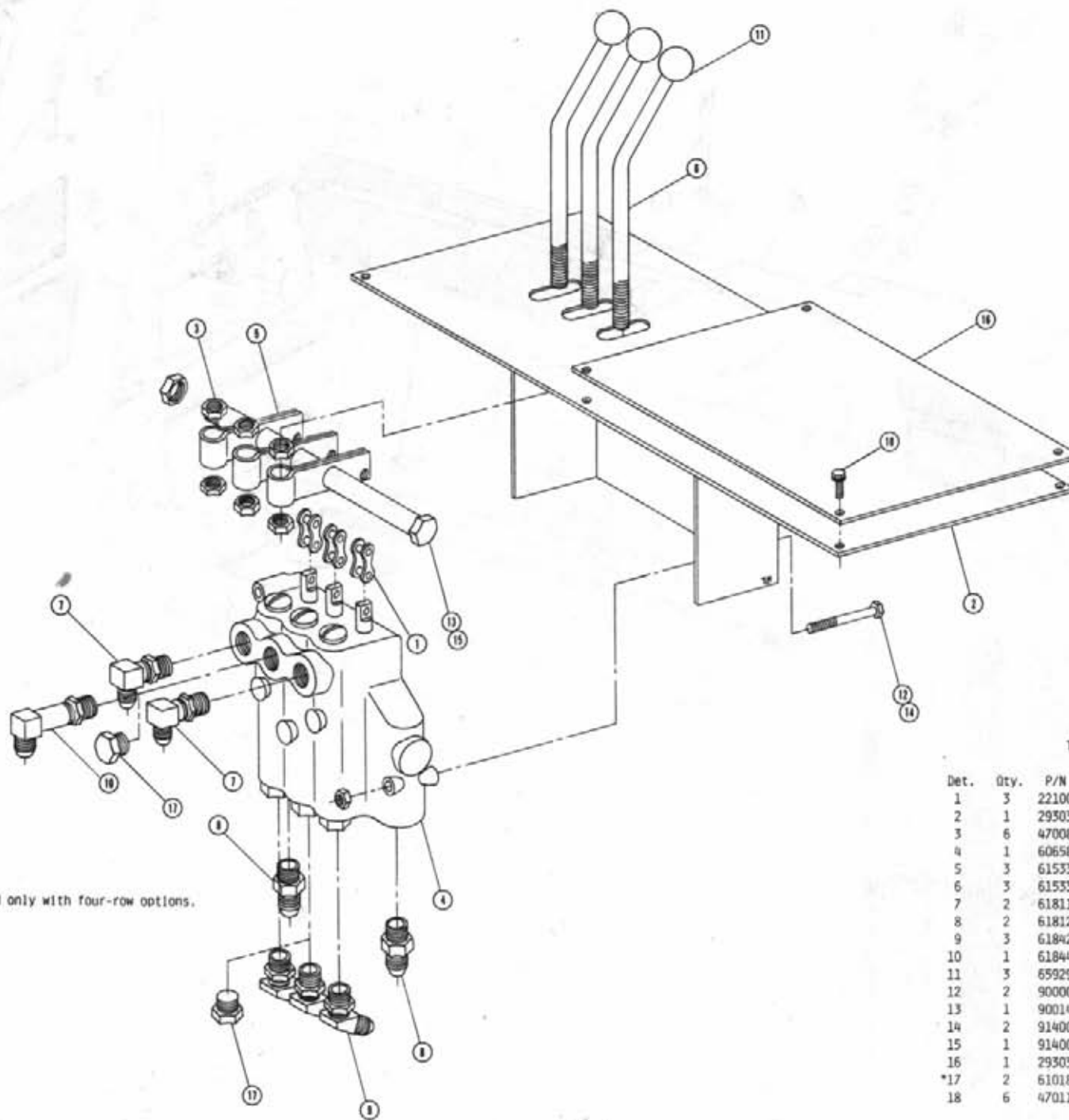
BATTERY BOX ASSEMBLY

Det.	Qty.	P/N	Description
1	1	290013	Battery
2	1	290212	Battery Hold Down With Clamps
3	1	291128	Battery Cable 48"
4	1	290111	Ground Strap
5	1	361149	Battery Box
6	1	361192	Battery Box Support
7	2	900129	3/8 UNC x 1 Hex Bolt
8	4	914004	3/8 UNC Lock Nut
9	2	901149	3/8 UNC x 8 1/2 Carriage Bolt

SHEET METAL ASSEMBLY

Det.	Qty.	P/N	Description
1	2	341356	Engine Hood Front Weldment
2	1	341362	Left Side Plate Extension
3	2	341361	Right Side Plate Extension
4	2	341395	Screen Side Weldment
5	10	470036	1/4 UNC Nutsert
6	2	470151	Upper Rear Panel Screen Clip
7	1	472251	Mounting Socket
8	1	472249	Slow Moving Vehicle Sign
9	1	472250	Socket Mounting Bracket
10	4	656997	Rubber Hook Bracket
11	4	656998	Rubber Hook
12	4	656999	Rubber Hook Anchor Bracket
13	8	485053	3/16 x 3/8 Pop Rivet
14	4	900002	1/4 UNC x 3/4 Hex Bolt
15	1	659650	Left Side Screen
16	1	659651	Right Side Screen
17	1	659668	Lower Back Panel Weldment
18	1	659571	Lower Rear Panel Screen
19	1	659575	Upper Rear Panel Weldment
20	1	659578	Upper Rear Panel Screen
21	12	195016	Jiffy Trim
22	1	659587	Left Engine Hood
23	1	659538	Right Engine Hood
24	8	914000	1/4 UNC Lock Nut
25	1	659580	Mullion Weldment
26	41	470118	1/4 UNC x 3/4 Flanged Hex Nut
27	39	470121	1/4-20 Flanged Nut
28	4	900005	1/4 UNC x 1/2 Hex Bolt
29	2	291056	Brake And Tail Light
30	2	471356	#10 x 9/16 Self-Tapping Screw
31	1	659125	Lower Rear Engine Screen
32	1	659122	Bottom Engine Panel Weldment
33	1	659620	Lower Front Hose Cover
34	1	659621	Left Lower Front Hose Cover Support
35	1	659622	Right Lower Front Hose Cover Support
36	1	659118	Aux Pump Sheave Shield
37	12	900000	1/4 UNC x 1/2 Hex Bolt





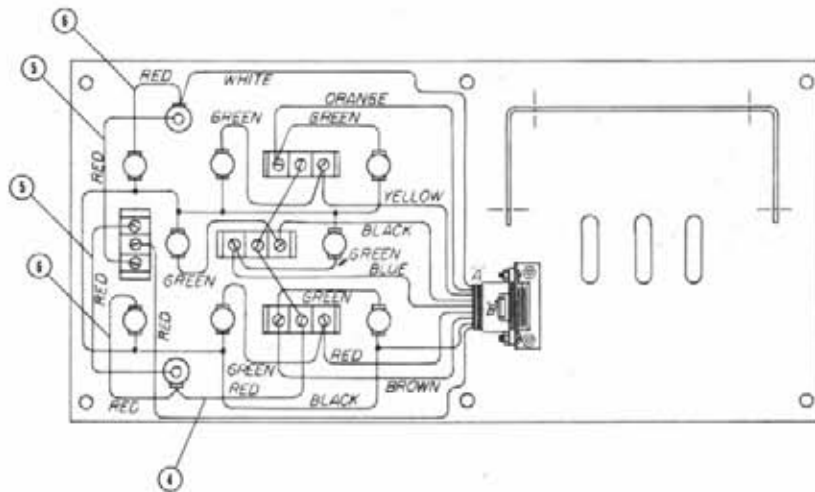
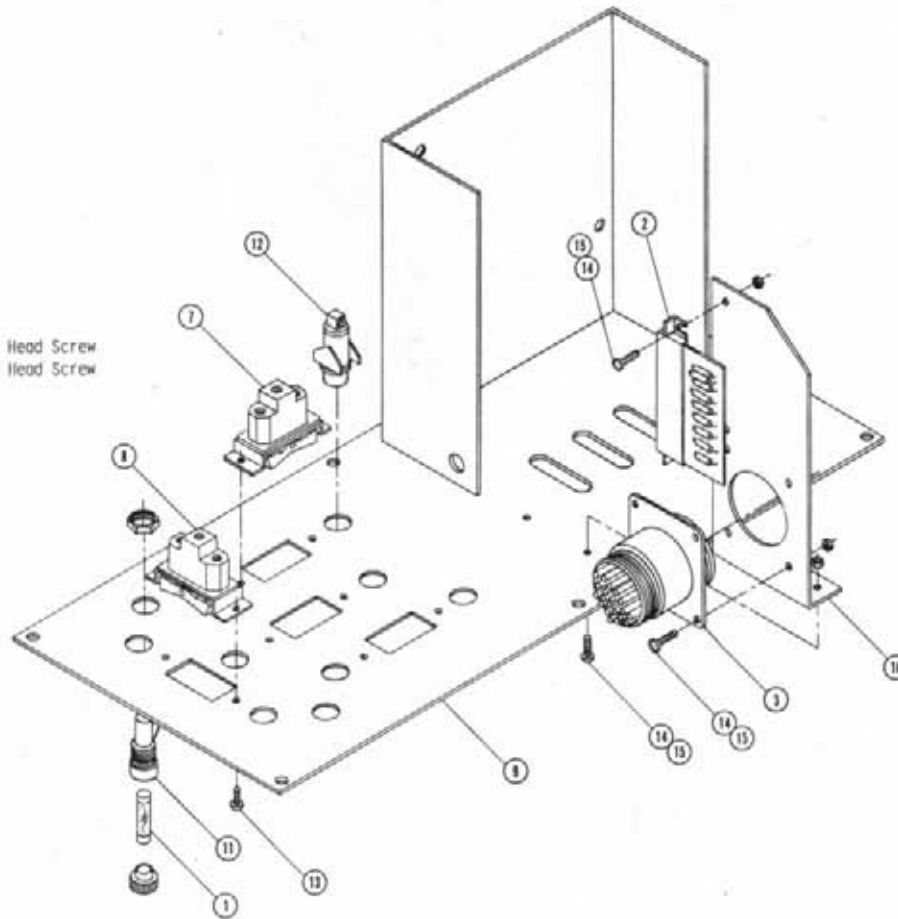
NOTE: Item 17 is used only with four-row options.

THREE SPOOL VALVE ASSEMBLY

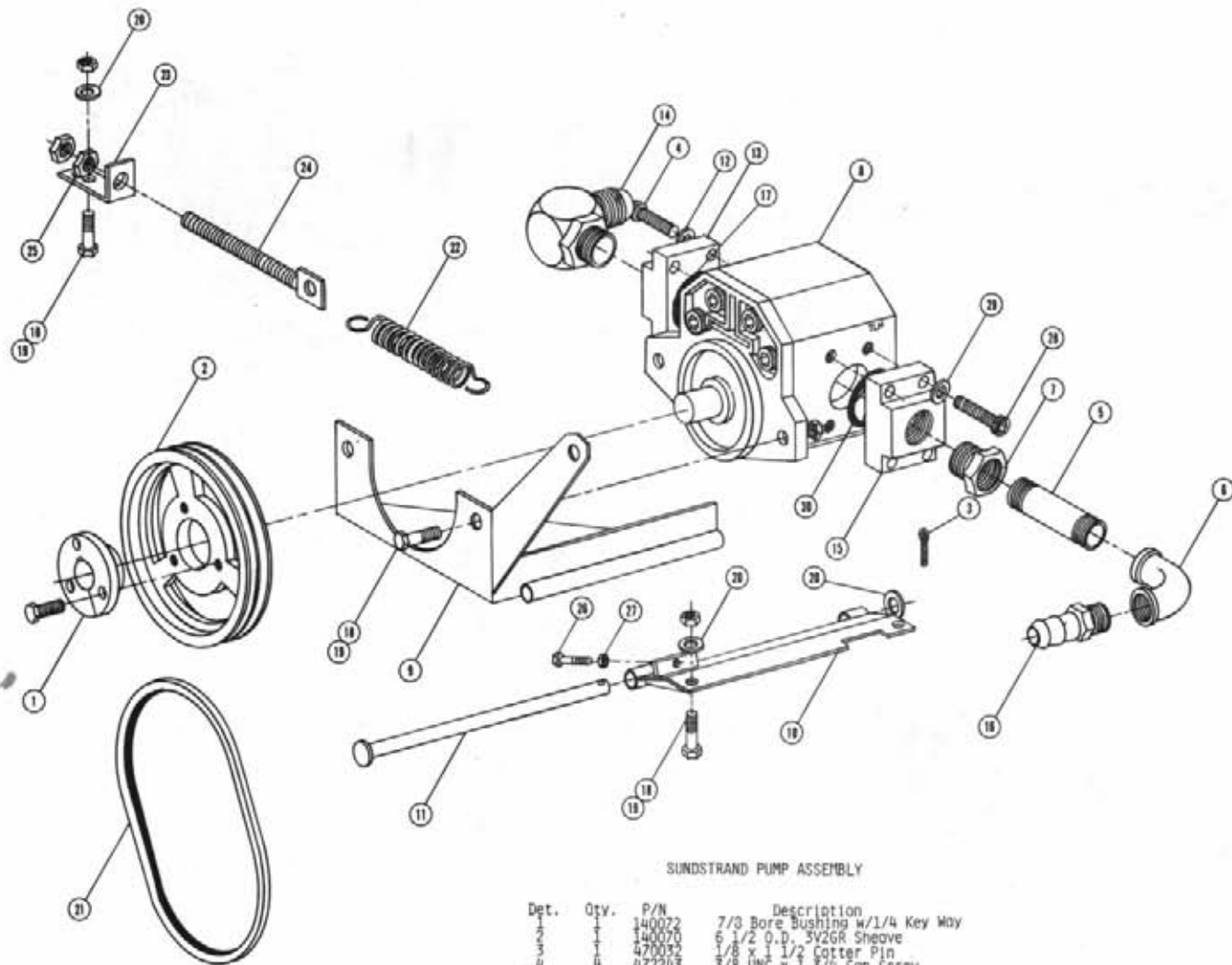
Det.	Qty.	P/N	Description
1	3	221001	Connector Link Clip
2	1	293031	Valve Mount Weldment
3	6	470087	3/8 UNC Whiz Nut
4	1	606585	Cessna Three Spool Valve
5	3	615336	Valve Handle Link
6	3	615337	Valve Handle
7	2	618119	9/16 NDR-90°-9/16 MJIC
8	2	618126	9/16 NDR x 9/16 MJIC
9	3	618425	9/16 NDR-45°-9/16 MJIC
10	1	618440	9/16 NDR-90°-9/16 Long JIC
11	3	659291	1" Dia. Ball Knob
12	2	900008	1/4 UNC x 2 1/2 Hex Bolt
13	1	900144	3/8 UNC x 6 1/2 Hex Bolt
14	2	914000	1/4 UNC Lock Nut
15	1	914004	3/8 UNC Lock Nut
16	1	293033	Switch Plate Cover
*17	2	610185	9/16 O-Ring Plug
18	6	470118	1/4 UNC x 3/4 Flanged Hex Bolt

TASSELTROL COVER ASSEMBLY

Det.	Qty.	P/N	Description
1	2	291602	10 Amp Fuse
2	1	293005	Diode Circuit Board
3	1	293007	Control Box Wire Harness
4	1	293011	Manual Switch Harness
5	2	293012	Wire, Fuse to Switch
6	2	293019	Wire, Fuse to Light
7	3	293025	Manual Switch
8	1	293026	Auto and Manual Switch
9	1	293031	Switch Plate Weldment
10	1	293034	Circuit Board Mount
11	2	298011	Fuse Holder
12	8	390318	Indicator Light
13	8	903804	6-32 x 1/4 Slotted Round Head Screw
14	8	903812	6-32 x 1/2 Slotted Round Head Screw
15	8	910022	6-32 Hex Nut



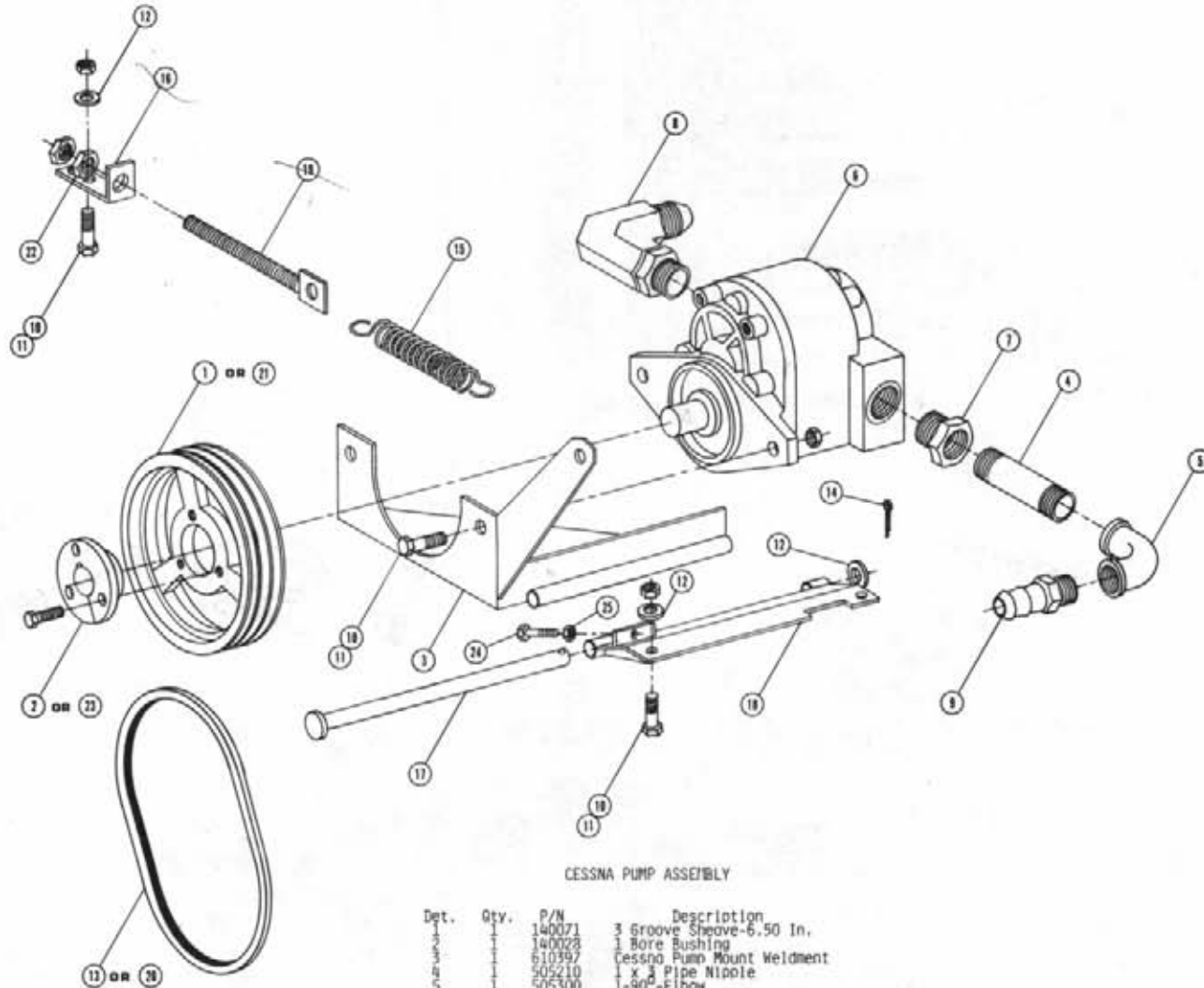
NOTE: The diagram to the left shows how the components are connected to each other through connector "A" wires. That connect circuit board "B" to connector "A" are not shown.



SUNDSTRAND PUMP ASSEMBLY

*Note: Items 29 & 30 Come With 618550-1 1/4 x 4-Bolt Flange.

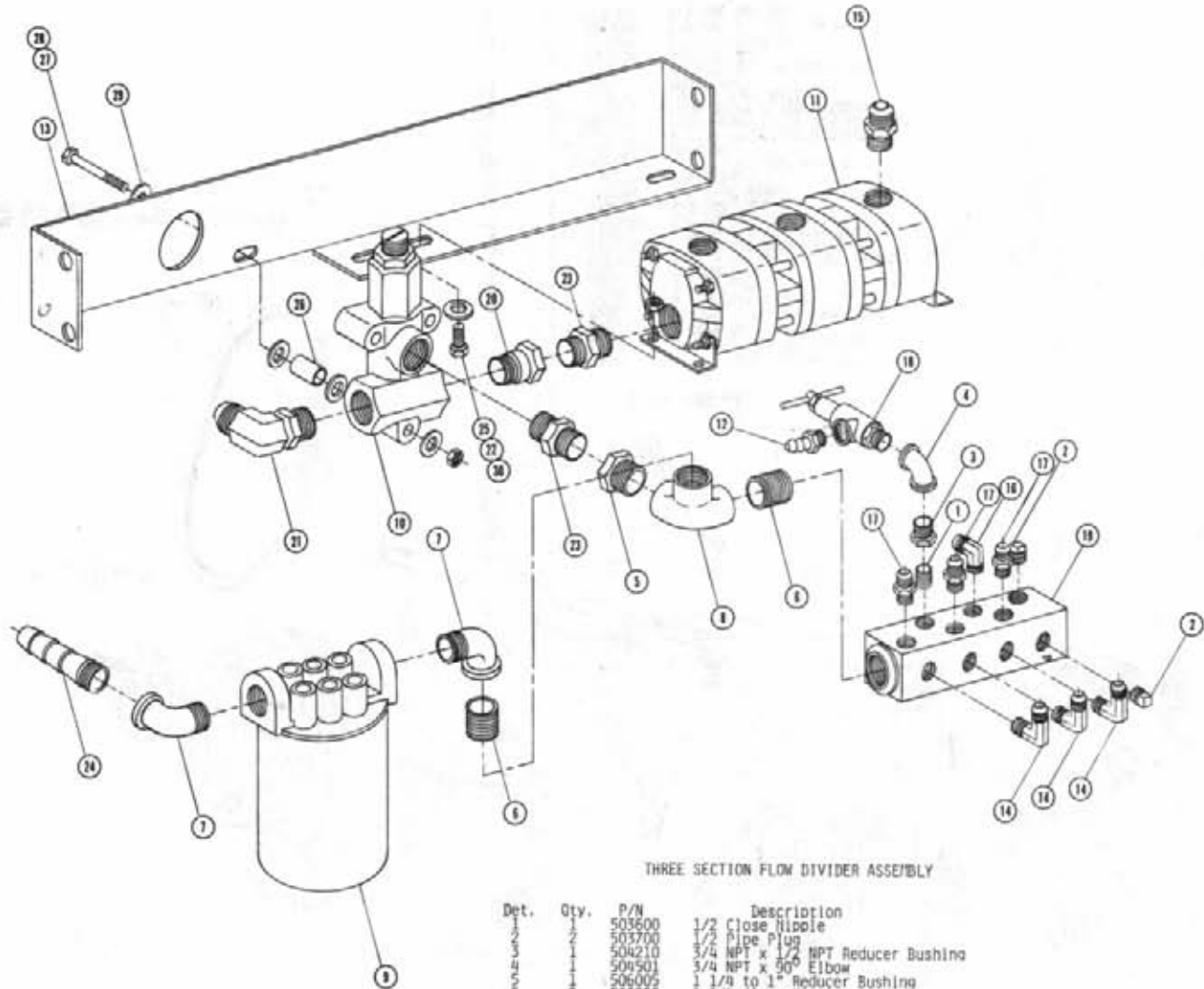
Det.	Qty.	P/N	Description
1	1	140022	7/3 Bore Bushing w/1/4 Key Way
2	1	140070	6 1/2 O.D. 3V2GR Sheave
3	1	470032	1/8 x 1 1/2 Cotter Pin
4	4	472243	3/8 UNC x 1 3/4 Cap Screw
5	1	505210	1 x 3 Pipe Nipple
6	1	505300	1" x 90° Elbow
7	1	506005	1 1/4 to 1 Reducer Bushing
8	1	610308	Sundstrand Gear Pump 2.04 Cu. In.
9	1	610397	Pump Mount Weldment
10	1	610402	Pump Mount Linne Weldment
11	1	610405	Pinne Pin Weldment
12	4	618167	Lock Washers
13	1	618176	1"-4 Bolt Flange x 1 5/16 O-Ring
14	1	618178	1 5/16 MGR-90-1 5/16 MJC
15	1	618550	1 1/4 x 4-Bolt Flange x 1 1/4 NPTF
16	1	714561	1" NPTF x 1 1/4 Hose Barb
17	1	870219	1 5/16 x 1 9/16 Neoprene O-Ring
18	1	900285	1/2 UNC x 1 1/2 Hex Bolt
19	1	914008	1/2 UNC Lock Nut
20	1	420004	1/2 Flat Washer
21	1	141019	3V475 Belt
22	1	492006	Spring
23	1	610413	Spring Tightener Bracket
24	1	410037	Spring Hook Bolt
25	1	910003	1/2 UNC Nut
26	1	900130	3/8 UNC x 1 1/4 Hex Bolt
27	1	910004	3/8 UNC Hex Nut
28	1	7116	1/16 UNC x 1 3/4 Socket Head Cap Screw
29	1	7116	High Collar Lock Washer
30	1	870222	O-Ring



CESSNA PUMP ASSEMBLY

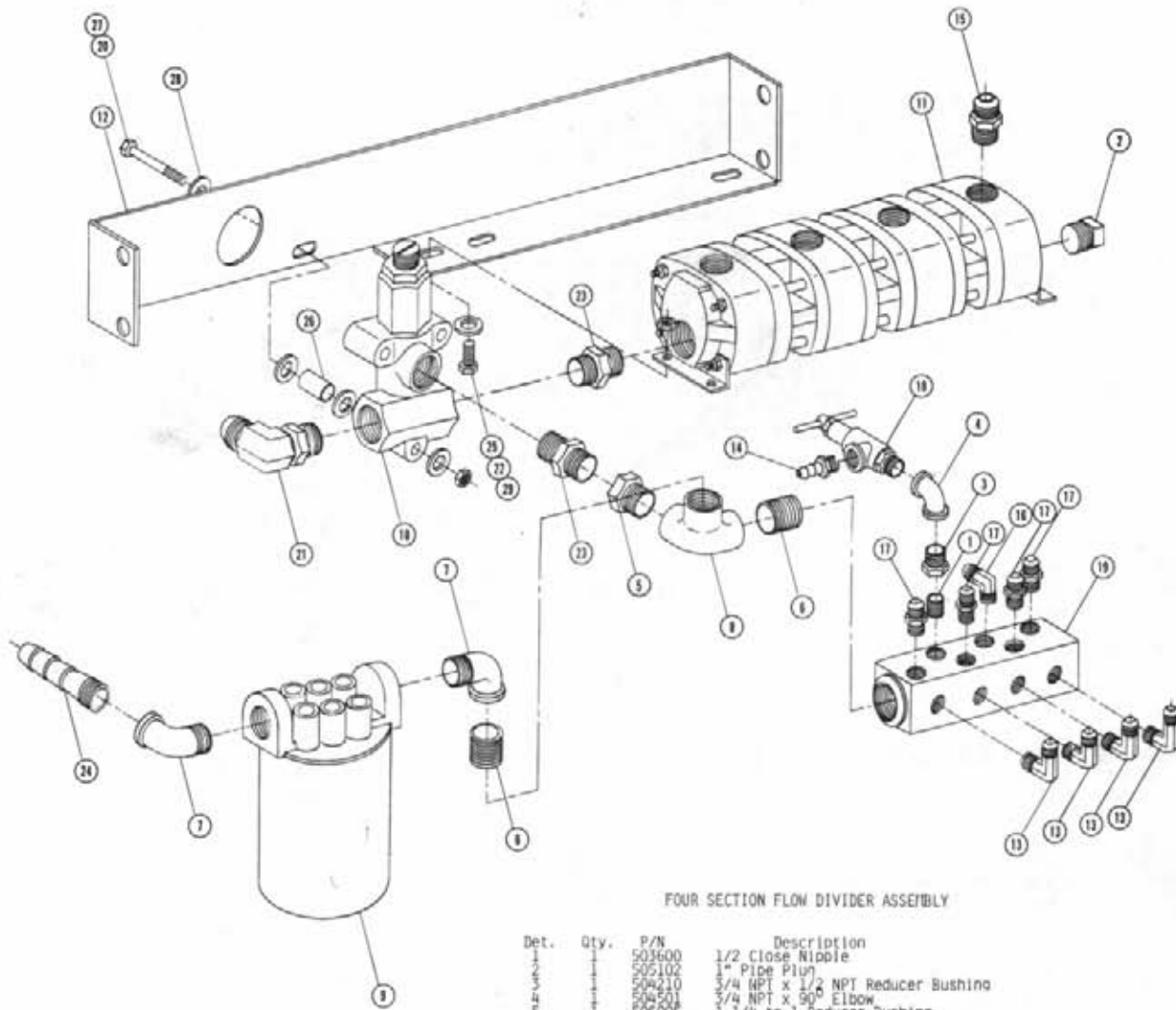
Note: Items 2, 20, And 21 Are Used Only With Eight-Row Options.

Det.	Qty.	P/N	Description
1	1	140071	3 Groove Sheave-6.50 In.
2	1	140028	1 Bore Bushing
3	1	610397	Cessna Pump Mount Weldment
4	1	905210	1 x 3/8 Pipe Nipple
5	1	505300	1-90° Elbow
6	1	606499	Cessna Pump
7	1	618050	1 5/16 O-Ring x 1 NPT Adaptor
8	1	618178	1 5/16 MGR-90°-1 5/16 JIC
9	1	714561	1 NPT x 1 1/4 Hose Barb
10	1	900255	1/2 UNC x 1 1/2 Bolt
11	5	914008	1/2 UNC Lock Nut
12	4	920004	1/2 Flat Washer
13	1	141019	3V475 Belt
14	1	470032	1/8 x 1 1/2 Cotter Pin
15	1	482006	Spring
16	1	610413	Spring Tightener Bracket
17	1	610405	Pump Mount Hinge Pin Weldment
18	1	610402	Pump Mount Hinge Weldment
19	1	410032	Spring Hook Bolt
20	1	147618	3V560 Belt
21	1	140057	10 1/2-3 Groove Sheave ←
22	1	910008	1/2 UNC Nut
23	1	140073	1" Bore Bushing
24	1	900130	3/8 UNC x 1 1/4 Hex Bolt
25	1	910004	3/8 UNC Hex Bolt



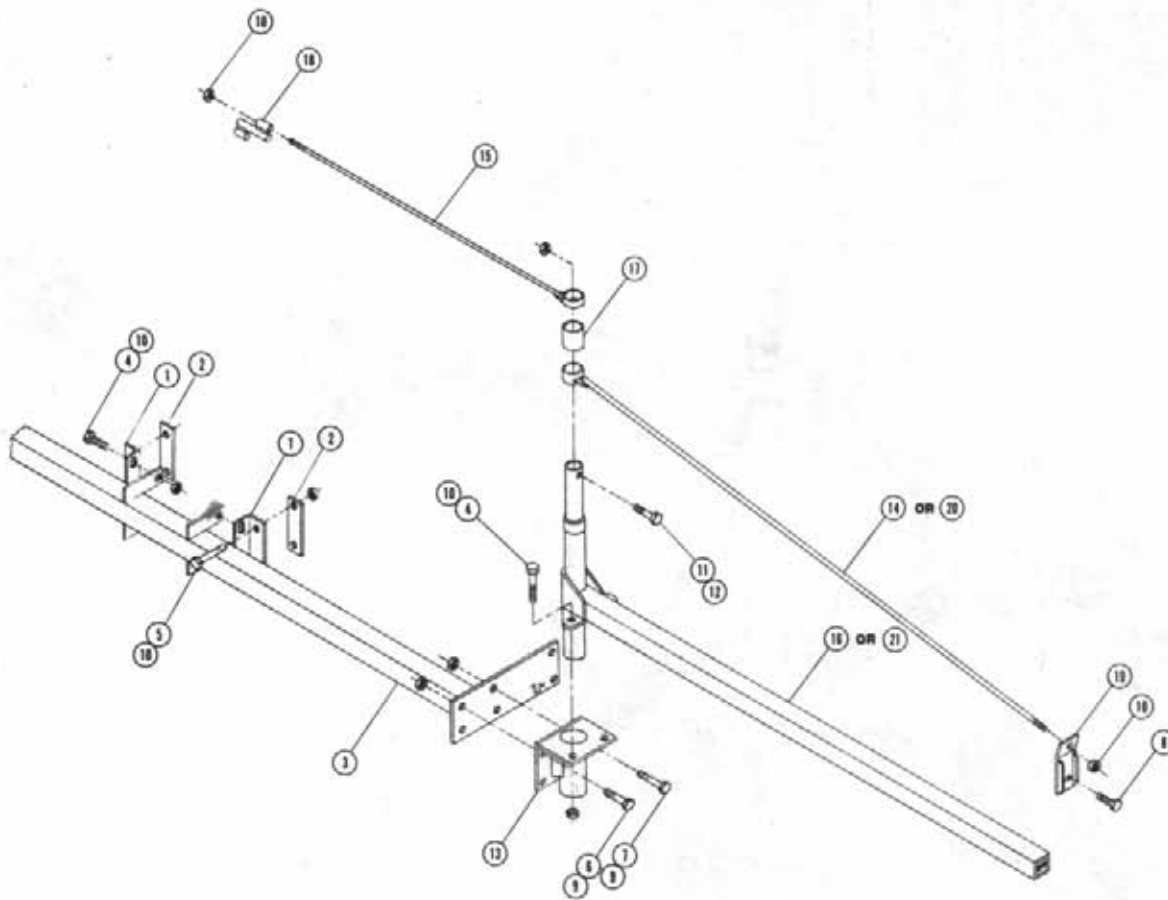
THREE SECTION FLOW DIVIDER ASSEMBLY

Det.	Qty.	P/N	Description
1	1	503600	1/2 Close Nipple
2	1	503700	1/2 Pipe Plug
3	1	504210	3/4 NPT x 1/2 NPT Reducer Bushing
4	1	504501	3/4 NPT x 90° Elbow
5	1	506005	1/4 to 1" Reducer Bushing
6	1	506200	1/4 Close Nipple
7	1	506410	1/4 x 90° Street Elbow
8	1	506701	1/4 x 90° Side Outlet Elbow
9	1	605601	Gresen Filter
10	1	606952	Relief Valve
11	3	610050	3 Section Flow Divider
12	1	714350	3/4 NPT x 1/2 Hose Barb
13	1	610408	Return Relief Filter Bracket Weldment
14	1	611124	1/2 NPT-90°-7/8 Male Elbow
15	1	611126	7/8 MOR x 2/8 JIC
16	1	611145	1/2 NPT-90°-3/4 Male Elbow
17	1	611147	1/2 NPT x 3/4 MJIC
18	1	614240	3/4 NPT Relief Valve
19	1	614566	Manifold Weldment
20	1	618090	1/2 x 1/16 MOR x 1 FNPT Adaptor
21	1	618178	1/2 x 1/16 MOR-90°-1/2 FNPT MJIC
22	1	914004	3/8 UNC Lock Nut
23	1	618330	1" MNPT x 1/2 MOR
24	1	715660	1/4 NPT x 1/4 Hose Barb
25	1	900129	5/8 UNC x 1 Hex Bolt
26	1	914744	5/8 OD x 1/8 Bushing
27	1	900023	5/16 UNC x 3/4 Hex Bolt
28	1	914002	5/16 UNC Lock Nut
29	1	920001	5/16 Flat Washer
30	2	920002	5/8 Flat Washer



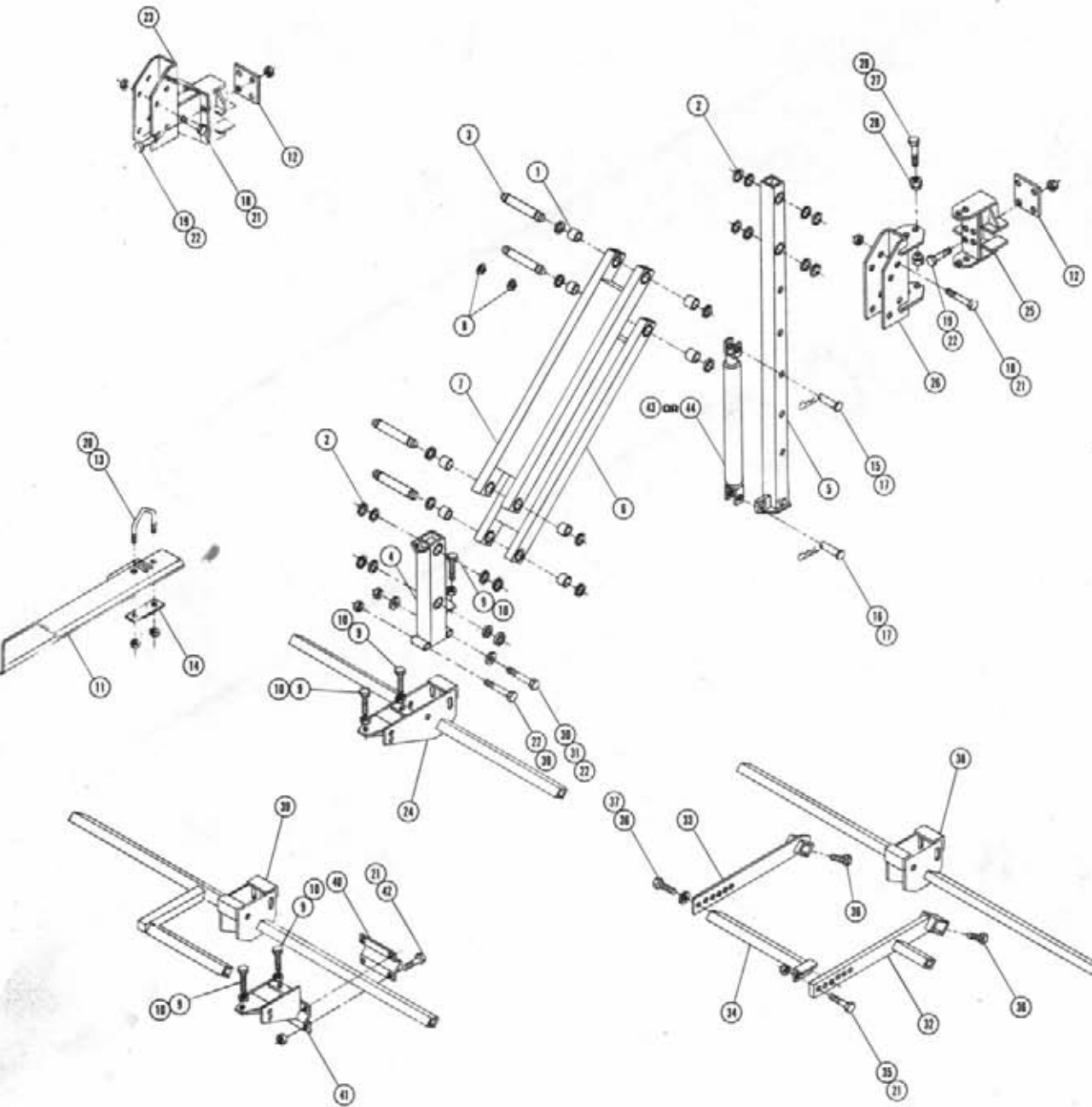
FOUR SECTION FLOW DIVIDER ASSEMBLY

Det.	Qty.	P/N	Description
1	1	503600	1/2 Close Nipple
2	1	505102	1" Pipe Plug
3	1	504210	3/4 NPT x 1/2 NPT Reducer Bushing
4	1	504501	3/4 NPT x 90° Elbow
5	1	506205	1/4 to 1 Reducer Bushing
6	3	506200	1/4 Close Nipple
7	2	506410	1/4 x 90° Street Elbow
8	1	506701	1/4 x 90° Side Outlet Elbow
9	1	605601	Gresen Filter
10	1	606952	Relief Valve
11	1	610309	Four Section Flow Divider
12	1	610400	Return Relief Filter Bracket Weldment
13	4	611124	1/2 NPT-90°-7/8 Male Elbow
14	1	714350	3/4 NPT x 1/2 Hose Barb
15	4	613059	3/4 NPT x 7/8 RJIC
16	1	611145	1/2 NPT-90°-3/4 RJIC
17	4	611147	1/2 NPT x 3/4 RJIC
18	1	614240	3/4 NPT Relief Valve
19	1	614566	Handfold Weldment
20	1	900073	5/16 UNC x 3/4 Hex Bolt
21	1	618173	1 5/16 MOR-90°-1 5/16 RJIC
22	2	900129	3/8 UNC x 1 Hex Bolt
23	2	618330	1" MNPT x 1 5/16 MOR
24	1	715660	1/4 NPT x 1 1/4 Hose Barb
25	2	920002	Flat Washer
26	1	314744	5/8 OD x 1/8 Bushinn
27	1	914002	5/16 UNC Lock Nut
28	4	920001	5/16 Flat Washer
29	2	914004	3/8 UNC Lock Nut



OUTRIGGER ASSEMBLY

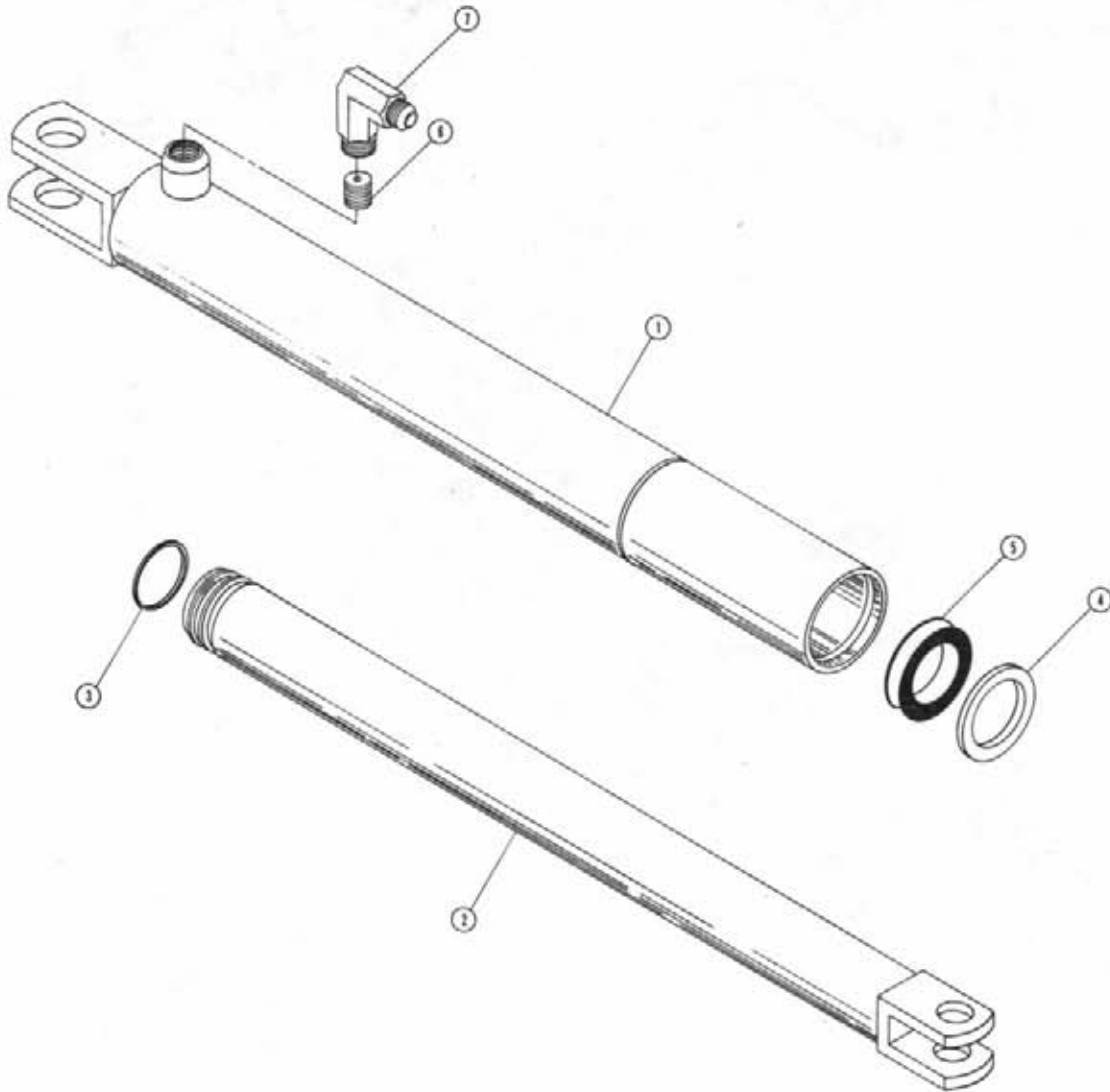
Det.	Qty.	P/N	Description
1	2	438206	Center Tool Bar Mount Bracket
2	2	438207	Center Tool Bar Mount Keeper
3	1	438169	Center Tool Bar Weldment
4	6	900265	1/2 UNC x 1 1/2 Hex Bolt
5	4	900274	1/2 UNC x 4 Hex Bolt
6	4	900335	5/8 UNC x 2 Hex Bolt
7	2	900352	5/8 UNC x 2 1/4 Hex Bolt
8	2	900129	3/8 UNC x 1 Hex Bolt
9	6	914010	5/8 UNC Stover Nut
10	12	914008	1/2 UNC Stover Nut
11	1	900002	1/4 UNC x 3/4 Hex Bolt
12	1	914000	1/4 UNC Stover Nut
13	1	001195	Outrigger Mount Weldment
14	1	001205	Tie Bar Weldment 48" Outrigger
15	1	001267	Center Tie Bar Weldment
16	1	001306	48" Outrigger Weldment
17	1	001310	Outrigger Post Spacer
18	1	001353	Tie Clamp Weldment
19	1	001355	Outrigger Support Bracket Weldment
20	1	001217	Tie Bar Weldment 93" Outrigger
21	1	001309	93" Outrigger Weldment



DETASSELER LIFT ASSEMBLY

Det.	Qty.	P/N	Description
1	8	121025	Journal Bearing
2	24	200004	Carriage Pivot Pin Washer
3	4	438176	Pivot Pin
4	1	438177	Tool Bar Mount Weldment
5	1	438184	Hoist Column Weldment
6	1	438106	Lower Lift Arm Weldment
7	1	438192	Upper Lift Arm Weldment
8	8	629528	1 External Snap Ring
9	5	900538	1/2 UNC x 3 1/2 Hex Bolt Full Treaded
10	5	910008	1/2 UNC Hex Nut
11	1	410048	Center Deflector Weldment
12	2	438165	Outrigger Hoist Hinge Keeper
13	1	410052	U-Bolt
14	1	410051	U-Bolt Clamp
15	1	470155	1.00 Dia. x 4.00 Picker Pin
16	1	472206	1.00 Dia. x 2 1/4 Picker Pin
17	4	611016	Hair Pin
18	8	900275	1/2 UNC x 4 1/2 Hex Bolt
19	8	900345	5/8 UNC x 5 1/2 Hex Bolt
20	2	914002	5/16 UNC Lock Nut
21	14	914003	1/2 UNC Lock Nut
22	10	914010	5/8 UNC Stover Nut
23	1	438221	Center Hoist Bracket Weldment
24	1	438194	Tool Bar Weldment
25	1	438156	Outrigger Hoist Hinge Weldment
26	1	438161	Hoist Pivot Bracket Weldment
27	4	470145	Wheel Stud Nut
28	4	470146	Sleeve
29	4	900404	3/4 UNC x 2 1/2 Hex Bolt
30	2	900343	5/8 UNC x 4 1/2 Hex Bolt
31	2	920005	5/8 Flat Washer
32	1	438209	8-Row Puller Outer Arm Mount
33	1	438214	8-Row Puller Inner Arm Mount
34	1	438216	0-Row Puller Mount Weldment
35	2	900268	1/2 UNC x 2 1/2 Hex Bolt
36	3	900263	1/2 UNC x 1 Hex Bolt
37	1	920504	1/2 Lock Washer
38	1	438220	0-Row Tire Puller Tool Bar
39	1	438201	8-Row Cutter Tool Bar
40	1	410016	Hanger V
41	1	438199	T-Trol Mount Weldment
42	4	900265	1/2 UNC x 1 1/2 Hex Bolt
43	1	620900	Lift Cylinder
44	1	620225	Lift Cylinder

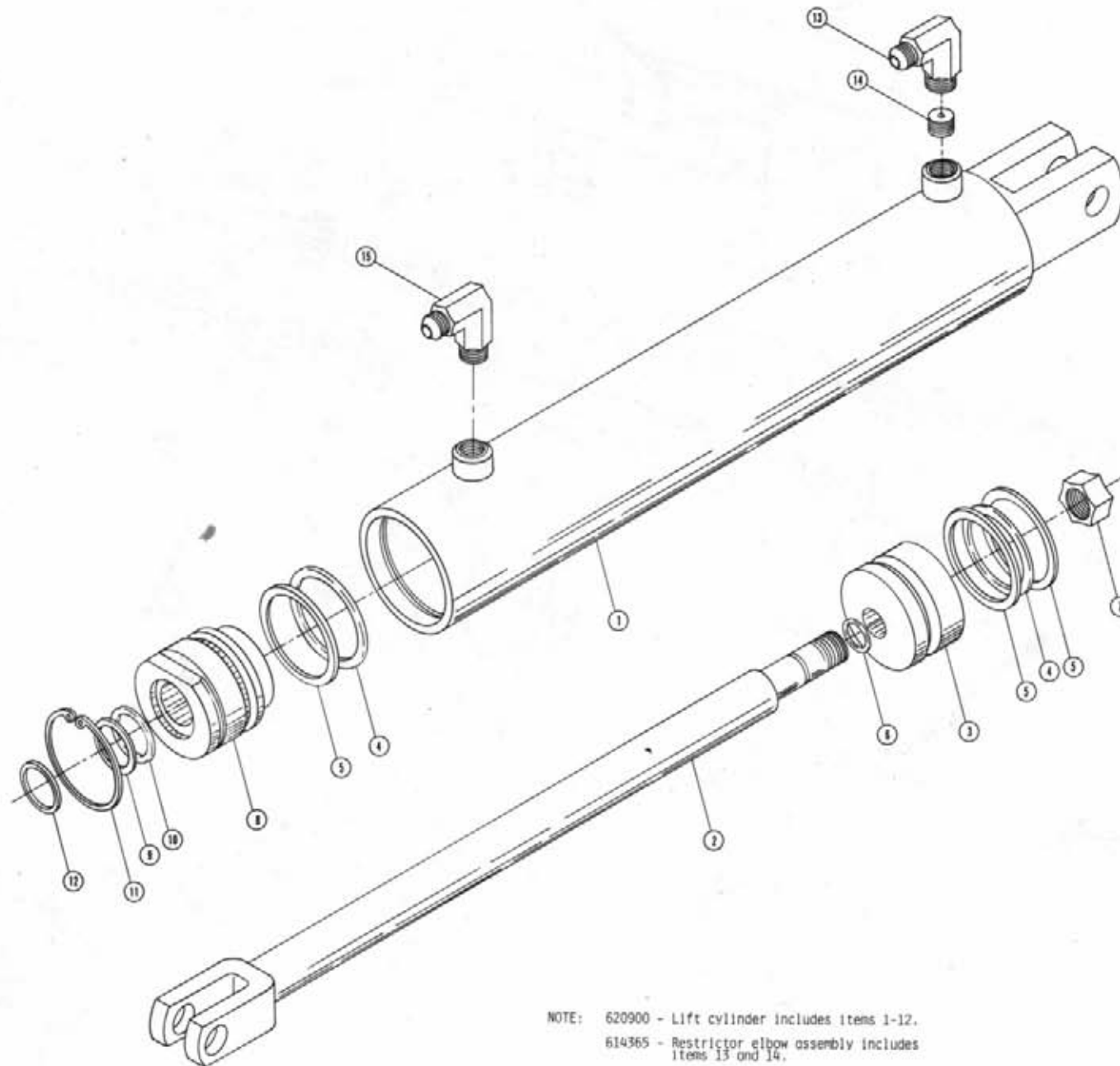
438229 149 IN TOOL BAR WLD



LIFT CYLINDER ASSEMBLY

Det.	Qty.	P/N	Description
1	1	620226	Tube Weldment
2	1	620230	Shaft Weldment
3	1	629523	Lock Ring
4	1	629027	Rod Wiper
5	1	629614	U-Cup Seal
6	1	614366	Restrictor Screw
7	1	440538	Restrictor Elbow

NOTE: 620225 - Lift cylinder includes items 1-5.
614365 - Restrictor elbow assembly includes items 6 and 7.



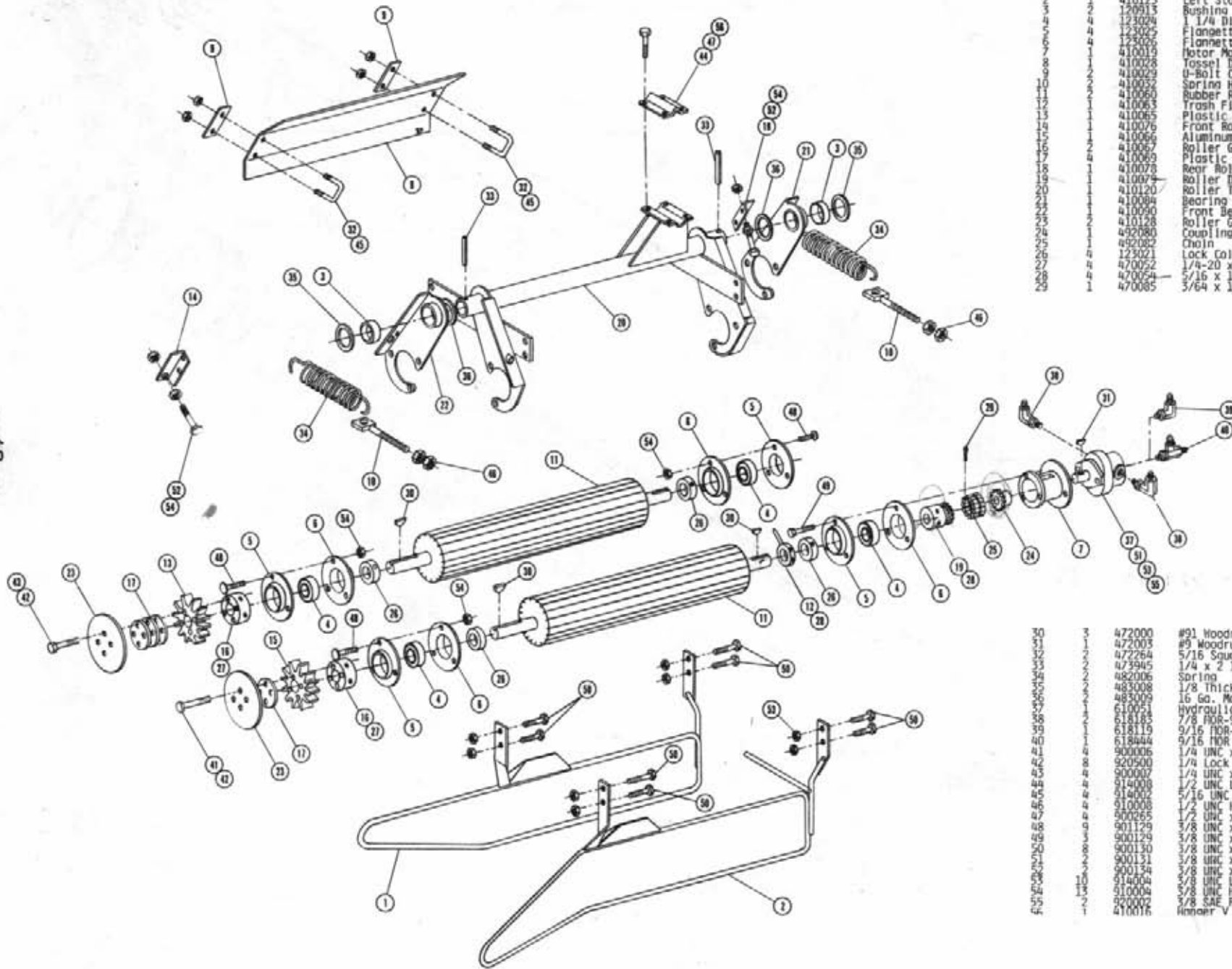
NS 61D433 RESTRICTOR ASSEMBLY 1-WAY

LIFT CYLINDER ASSEMBLY

Det.	Qty.	P/N	Description
1	1	620901	Tube Weldment
2	1	620905	Shaft Weldment
3	1	620081	Piston
4	2	870326	O-Ring
5	3	390326	Back-Up Washer
6	1	870113	O-Ring
7	1	472297	3/4 UNF Lock Nut
8	1	620082	Gland
9	1	890214	Back-Up Washer
10	1	870214	O-Ring
11	1	629505	Snap Ring
12	1	629003	Wiper
13	1	440338	Restrictor Elbow
14	1	614366	Restrictor Screw
15	1	611122	1/4 NPT-90°-9/16 MJIC

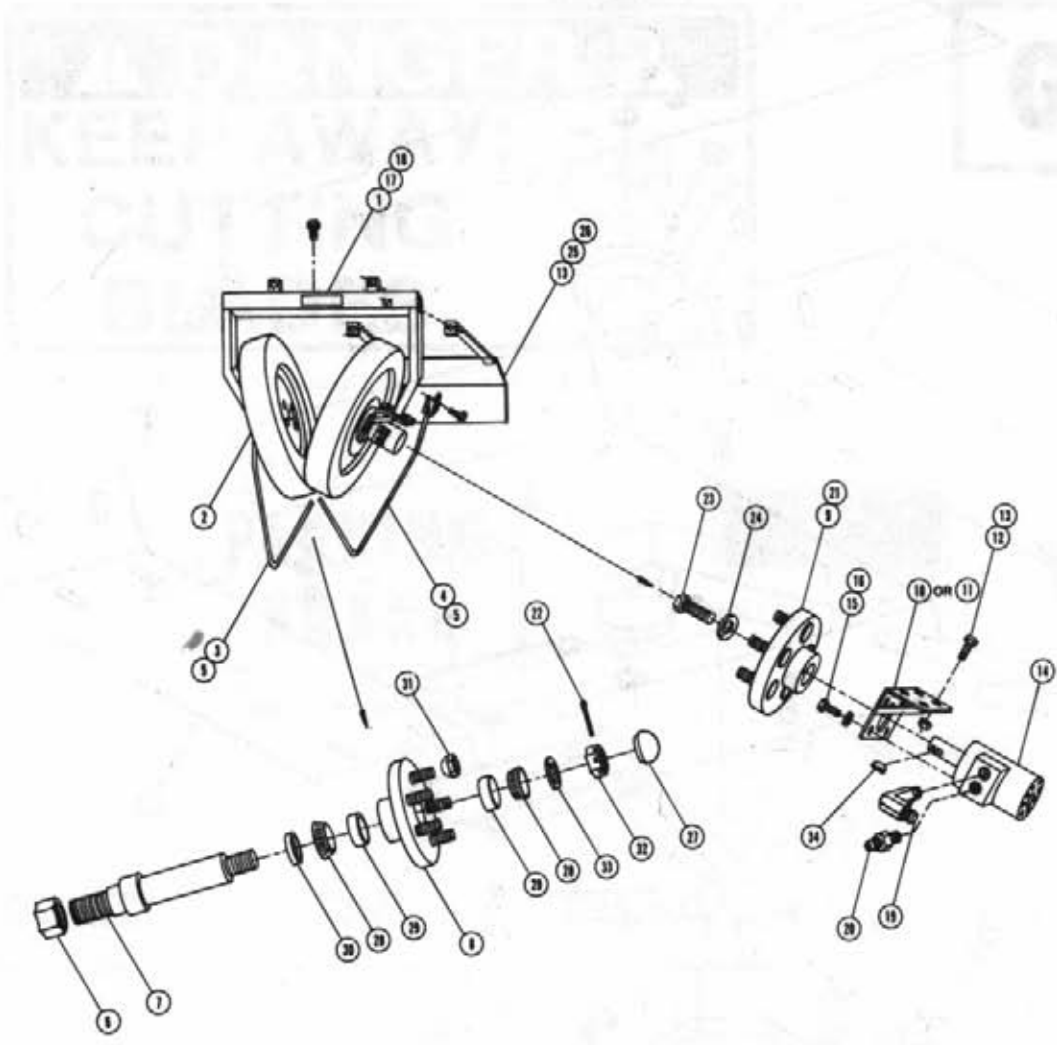
NOTE: 620900 - Lift cylinder includes items 1-12.
 614365 - Restrictor elbow assembly includes items 13 and 14.
 620083 - Seal kit.

ROLLER PULLER HEAD ASSEMBLY



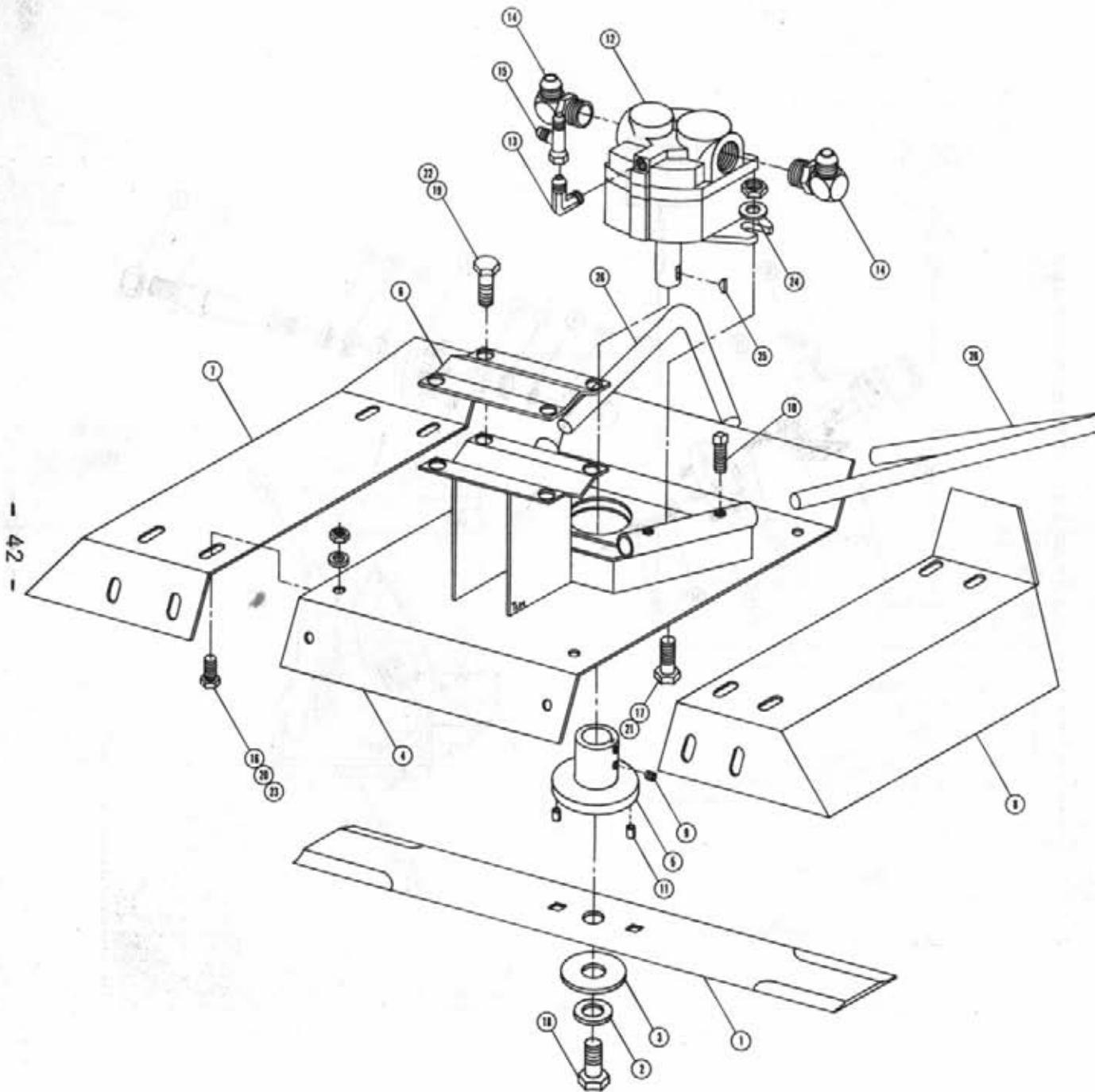
Det.	Qty.	P/W	Description
1	1	410122	Right Stalk Guide Weldment
2	1	410123	Left Stalk Guide Weldment
3	1	120913	Bushing
4	4	123029	1 1/4 Dia. Bearing
5	4	123025	Flangett W/Grease Zerk
6	4	123026	Flangett Half
7	4	410019	Motor Mount Tube Weldment
8	4	410028	Tassel Deflector
9	4	410029	U-Bolt Clamp
10	4	410032	Spring Hook Bolt
11	2	410060	Rubber Roller
12	1	410063	Trash Finger Weldment
13	1	410065	Plastic Gear
14	1	410076	Front Roller Stop
15	1	410079	Aluminum Gear
16	1	410087	Roller Gear Hub
17	1	410089	Plastic Gear Washer
18	1	410078	Rear Roller Stop
19	1	410079	Roller Drive Sprocket
20	1	410120	Roller Tube Weldment
21	1	410084	Bearing Mount Weldment
22	1	410090	Front Bearing Mount Weldment
23	1	410128	Roller Guard Disk
24	1	492080	Coupling Half
25	1	492082	Chain
26	1	123021	Lock Collar
27	4	470052	1/4-20 x 1/2 Allen Head Screw
28	4	470054	5/16 x 1/4 Allen Head Screw
29	1	470085	3/64 x 1/2 Cotter Pin

30	3	472000	#91 Woodruff Key
31	1	472003	#9 Woodruff Key
32	1	472264	5/16 Square U-Bolt
33	2	473945	1/4 x 2 1/2 Roll Pin
34	2	482006	Spring
35	2	483008	1/8 Thick Machine Washer
36	2	483009	16 Ga. Machine Washer
37	1	610051	Hydraulic Motor
38	1	618185	7/8 HQR-90 3/4 JIC
39	1	618119	9/16 HQR-90 9/16 NJIC
40	1	618444	9/16 HQR Run Tee x 9/16 NJIC
41	1	900006	1/4 UNC x 1 3/4 Bolt
42	1	900500	1/4 Lock Washer
43	4	900007	1/4 UNC x 2 Hex Bolt
44	4	914008	1/2 UNC Lock Nut
45	4	914002	5/16 UNC Lock Nut
46	4	910008	1/2 UNC Hex Nut
47	4	900265	1/2 UNC x 1 1/2 Bolt
48	4	901129	3/8 UNC x 1 Carriage Bolt
49	4	900129	3/8 UNC x 1 Hex Bolt
50	4	900130	3/8 UNC x 1 1/4 Hex Bolt
51	4	900131	3/8 UNC x 1 1/2 Hex Bolt
52	4	900134	3/8 UNC x 2 1/2 Hex Bolt
53	10	914004	5/8 UNC Lock Nut
54	13	910004	5/8 UNC Hex Nut
55	2	900002	5/8 SAE Flat Washer
56	1	410016	Hammer V



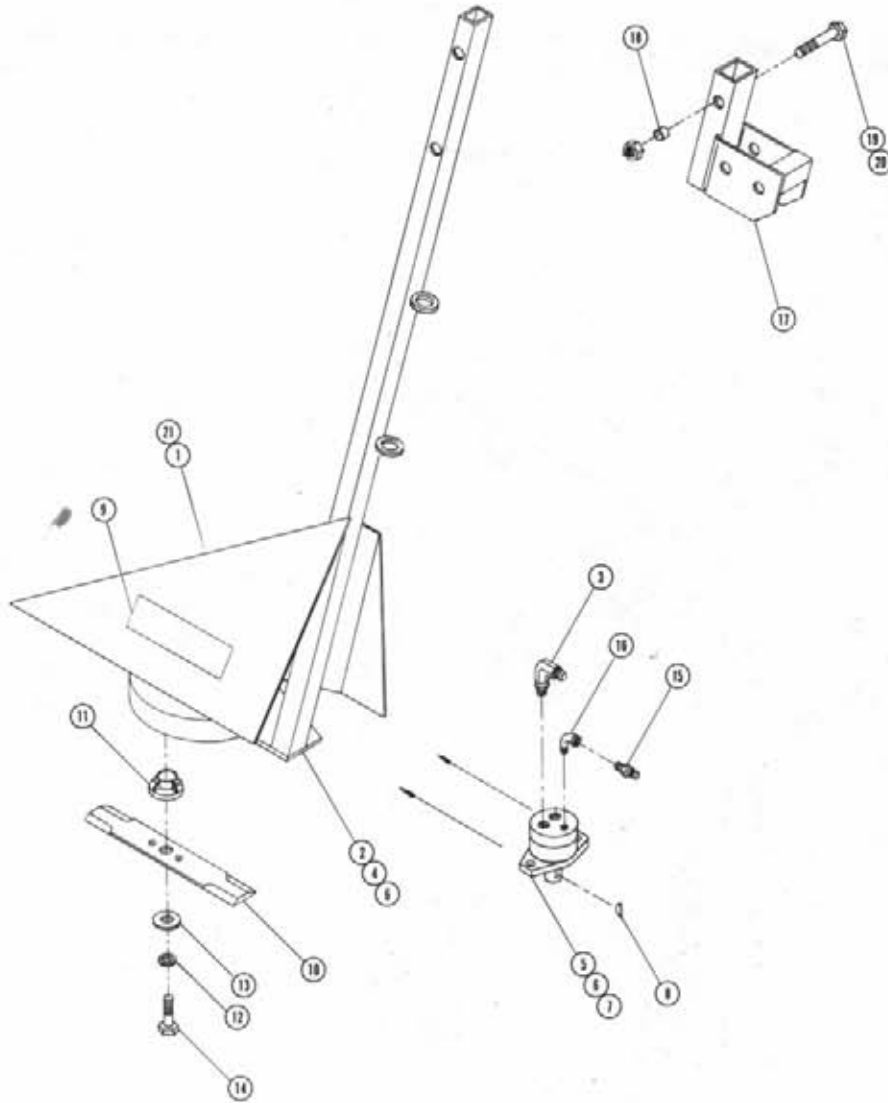
LEFT AND RIGHT PULLER HEAD ASSEMBLY

Det.	Qty.	P/N	Description
1	1	439000	Tire Puller Weldment
2	2	024503	Wheel W/Rib Tire
3	1	438048	Outside Stalk Guide
4	1	438050	Inside Stalk Guide
5	4	900064	5/16 UNC x 3/4 Hex Bolt
6	1	473060	1"-14 SAE Hex Nut
7	1	438009	Puller Spindle
8	1	324501	1" Taper Hub Group
9	1	438015	Hydraulic Hub Weldment
10	1	438010	Right Hydraulic Motor Housing
11	1	438014	Left Hydraulic Motor Housing
12	4	900130	3/8 UNC x 1 1/4 Hex Bolt
13	6	914004	3/8 UNC Lock Nut
14	1	604005	Hydraulic Motor W/Key
15	4	900128	3/8 UNC x 3/4 Hex Bolt
16	4	920502	3/8 Lock Washer
17	1	900263	1/2 UNC x 1 Hex Bolt
18	1	650820	Decal Caution
19	1	611145	1/2 NPT-90°-3/4 MJIC
20	1	611147	1/2 NPT x 1/2 Male Connector
21	2	470053	1/4-20 x 1/4 Allen Head Set Screw
22	1	472000	5/32 x 1 Cotter Pin
23	1	900006	1/4 UNC x 1 3/4 Hex Bolt
24	1	920500	1/4 Lock Washer
25	1	438173	Tire Puller Shield Weldment
26	2	900129	3/8 UNC x 1 Hex Bolt
27	1	824507	Dust Cap
28	2	824504	Bearing Cone
29	2	824506	Bearing Cup
30	1	824505	Seal
31	5	824052	1/2-20 x 60° Wheel Stud Nut
32	1	129003	3/4 UNF Spindle Nut
33	1	920006	3/4 SAE Flat Washer
34	1	472022	No. 15 Woodruff Key



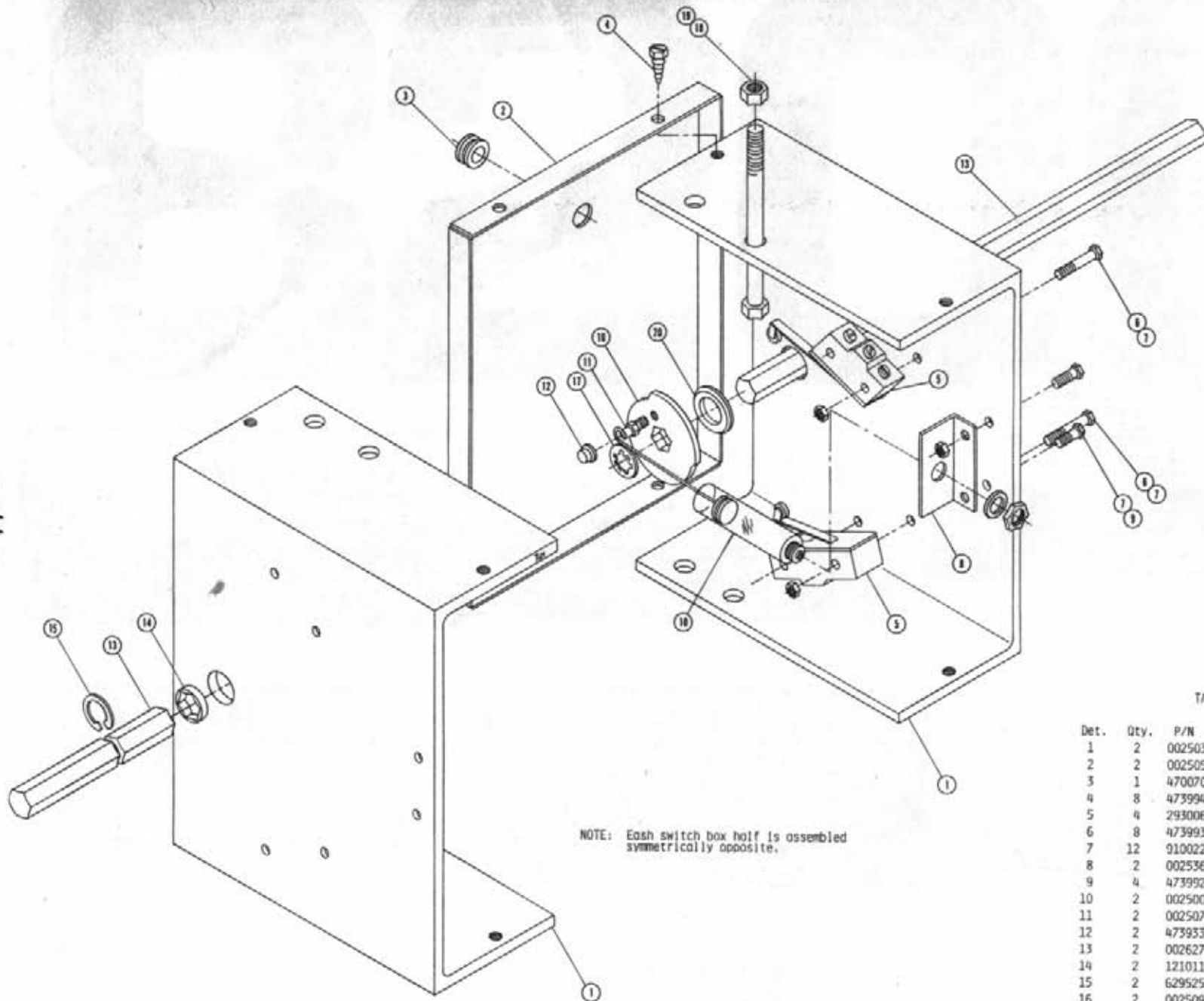
CUTTER HEAD ASSEMBLY

Det.	Qty.	P/N	Description
1	1	002103	18" Cutter Blade
2	1	002105	Steel Lock Washer
3	1	002108	Large Steel Washer
4	1	002193	Cutter Top Weldment
5	1	002204	Cutter Blade Adapter Weldment
6	1	410016	Hanger V
7	1	437181	Left Cutter Shield
8	1	437265	Right Cutter Shield
9	3	470054	5/16 x 1/4 Allen Head Set Screw
10	4	470059	5/16 x 1 Square Head Set Screw
11	2	473960	1/4 Dia x 1/2 Roll Pin
12	1	610429	Cross Hydraulic Motor
13	1	611122	1/4 NPT x 90° x 9/16 FJIC
14	2	618474	1 1/16 MDR x 90° x 3/4 FJIC
15	1	618486	9/16 FJIC Swiv Run Tee
16	6	900064	5/16 UNC x 3/4 Hex Bolt
17	2	900130	3/8 UNC x 1 1/4 Hex Bolt
18	1	900162	3/8 UNF x 3/4 Hex Bolt
19	4	900265	1/2 UNC x 1 1/2 Hex Bolt
20	6	914002	5/16 UNC Stover Nut
21	2	914004	3/8 UNC Stover Nut
22	4	914008	1/2 UNC Stover Nut
23	6	920001	5/16 Flat Washer
24	2	920002	3/8 SAE Flat Washer
25	1	472004	No. 8 Woodruff Key
26	2	002122	Stalk Guide



MALE CORN CUTTER ASSEMBLY

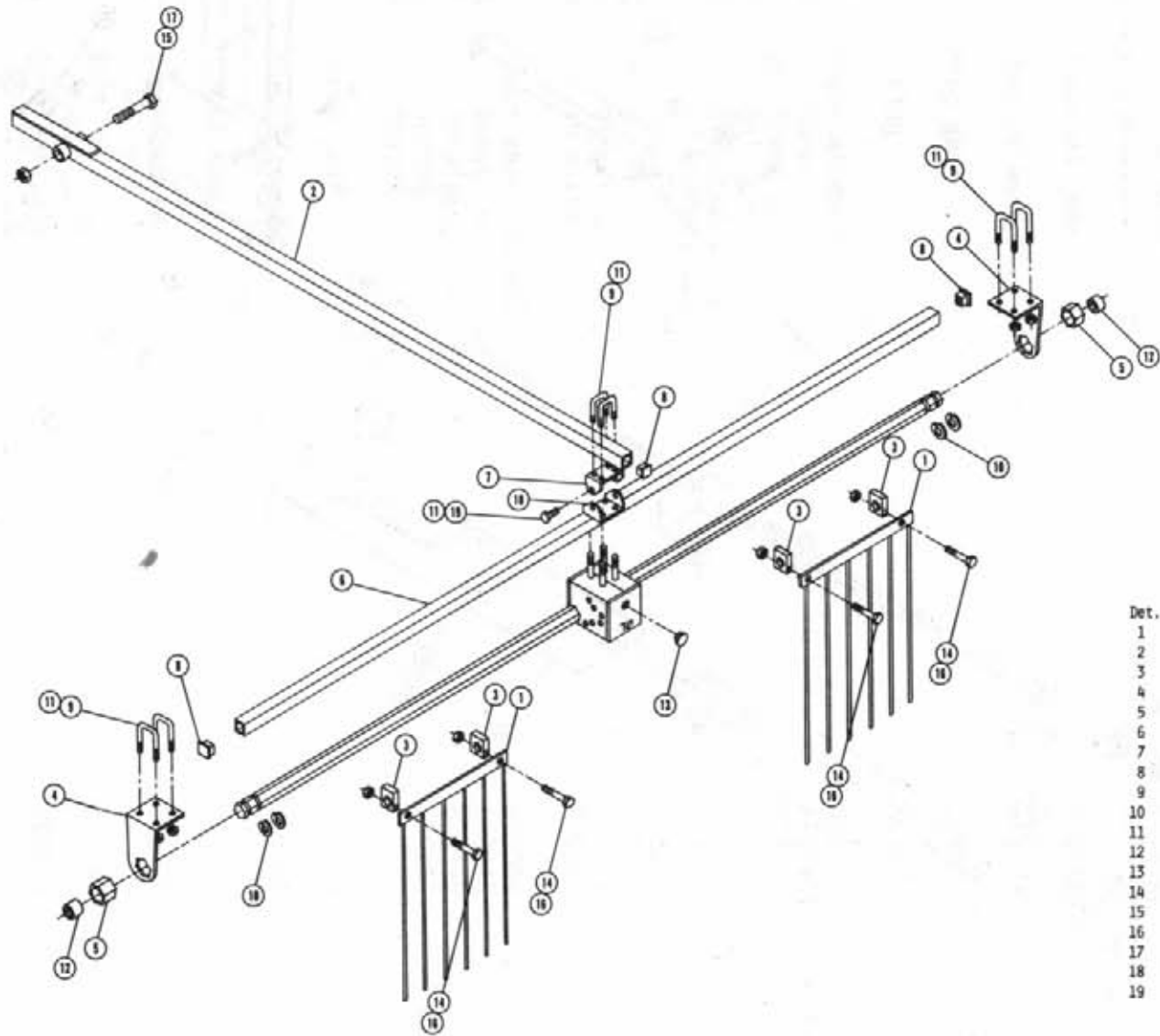
Det.	Qty.	P/N	Description
1	1	270900	Male Corn Cutter Weldment
2	1	270905	Drop Tube Weldment
3	2	618241	3/4 MOR-90 ⁰ -9/16 MJIC
4	2	900129	3/8 UNC x 1 Hex Bolt
5	2	900132	3/8 UNC x 1 3/4 Hex Bolt
6	4	914904	3/8 UNC Lock Nut
7	1	618203	Hydraulic Motor
8	1	002106	5/32 x 5/8 Key
9	1	650019	Cutting Blades Decal
10	1	002103	Cutter Blade
11	1	002104	Clutch Adapter
12	1	002105	Lock Washer
13	1	002108	Flat Washer
14	1	002107	Cutter Blade Bolt
15	1	613446	1/3 NPT x 7/16 MJIC
16	1	500900	1/8 NPT x 90 ⁰ Street Elbow
17	1	270009	Male Corn Cutter Bracket
18	1	200015	Adjustment Tube Spacer
19	1	900273	1/2 UNC x 3 3/4 Hex Bolt
20	1	914908	1/2 UNC Lock Nut
21	1	472349	1/4 x 3/4 Tek Screw



NOTE: Each switch box half is assembled symmetrically opposite.

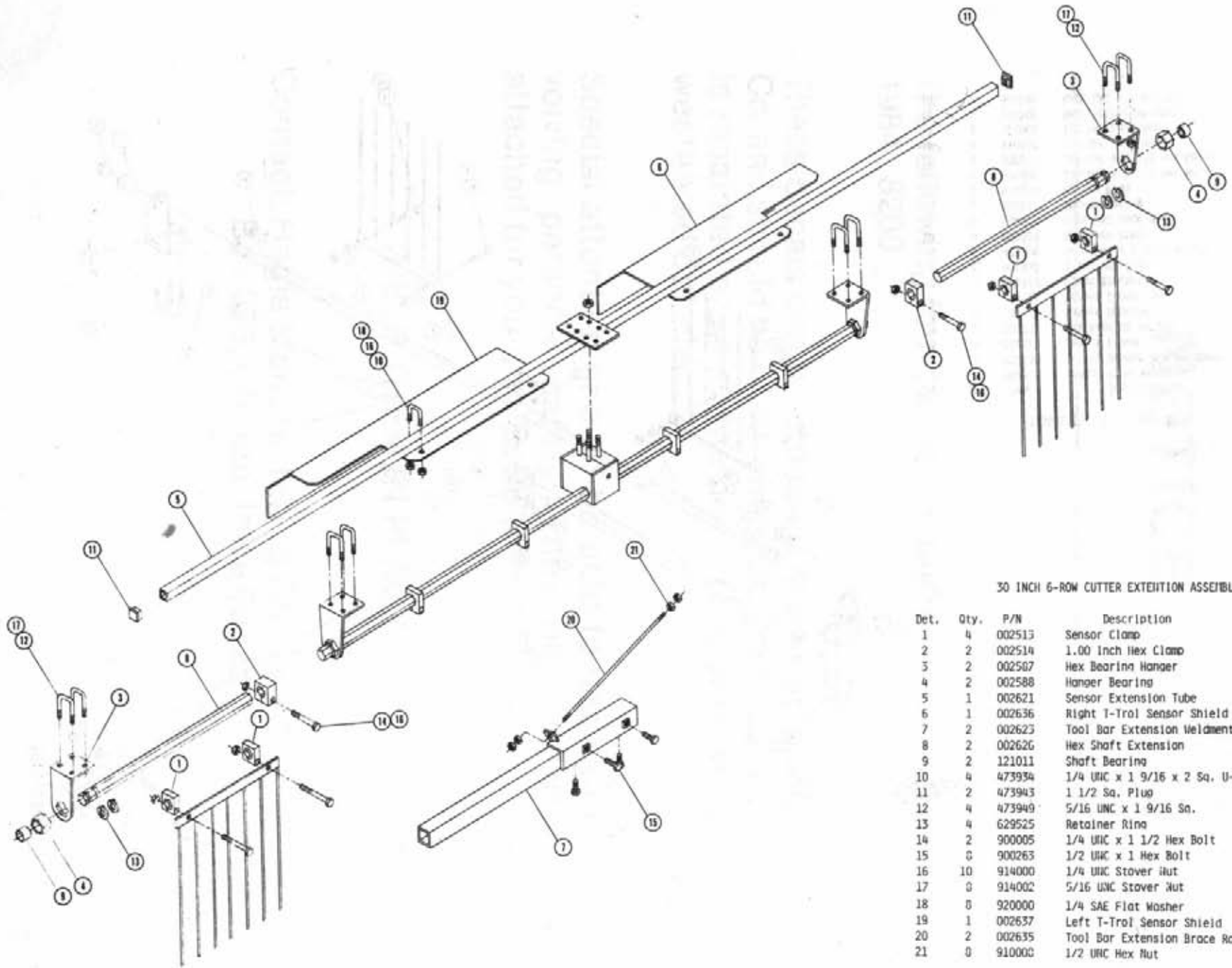
TASSELTRON CONTROL BOX ASSEMBLY

Det.	Qty.	P/N	Description
1	2	002503	Switch Box Half
2	2	002505	Switch Box End
3	1	470070	Rubber Grommet
4	8	473994	#6-32 x 3/8 Hex Head Screw
5	4	293006	Micro Switch
6	8	473993	#6-32 x 1 1/8 Hex Head Screw
7	12	910022	#6-32 Hex Nut
8	2	002536	Air Pot Bracket
9	4	473992	#6-32 x 3/8 Hex Head Screw
10	2	002500	Air Pot
11	2	002507	Stand Off
12	2	473933	Push On Fastener
13	2	002627	T-Trol Sensor Flag Shaft
14	2	121011	Shaft Bushing
15	2	629525	Retainer Ring
16	2	002509	Cam
17	2	473940	Fastener Ring
18	4	914000	1/4 UNC Lock Nut
19	4	900003	1/4 UNC x 2 1/2 Bolt
20	2	002589	Spacer



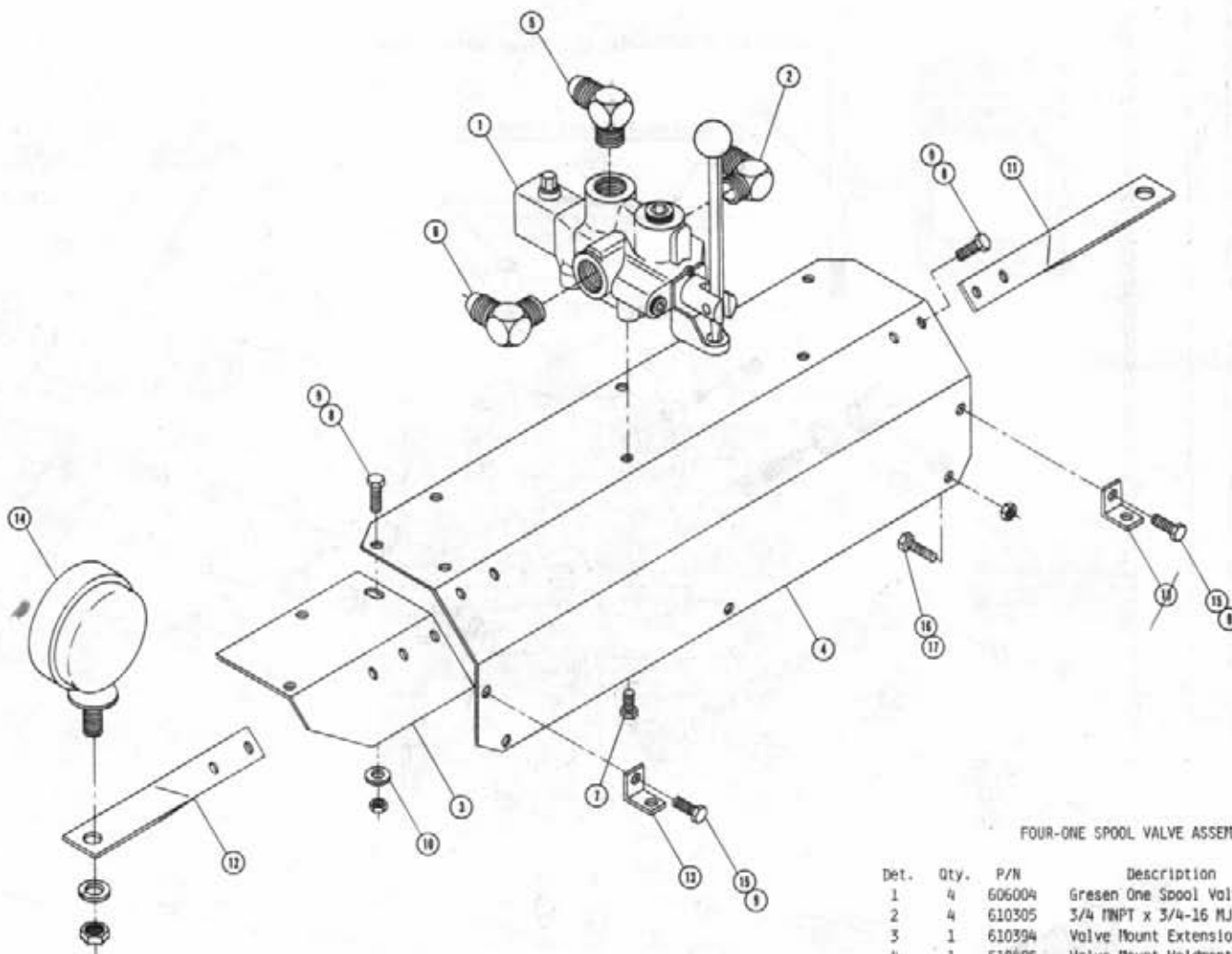
TASSELTROL SENSOR ASSEMBLY

Det.	Qty.	P/N	Description
1	2	002515	Sensor Flag Weldment
2	1	002630	T-Trol Sensor Arm Weldment
3	4	002513	Sensor Clamp
4	2	002587	Hex Bearing Hanger
5	2	002588	Hanger Bearing
6	1	002628	Sensor Cross Tube
7	1	002579	Pivot Bracket
8	3	473943	1 1/2 Sq. Plug
9	6	473949	5/16 UNC x 1 9/16 U-Bolt
10	4	629525	Retainer Ring
11	14	914002	5/16 UNC Lock Nut
12	2	121011	Soft Bearing
13	1	658174	Rubber Plug
14	4	900005	1/4 UNC x 1 1/2 Hex Bolt
15	1	900275	1/2 UNC x 4 1/2 Hex Bolt
16	4	914000	1/4 UNC Lock Nut
17	2	914008	1/2 UNC Lock Nut
18	1	002595	Small Pivot Bracket
19	2	900265	5/16 UNC x 1 Hex Bolt



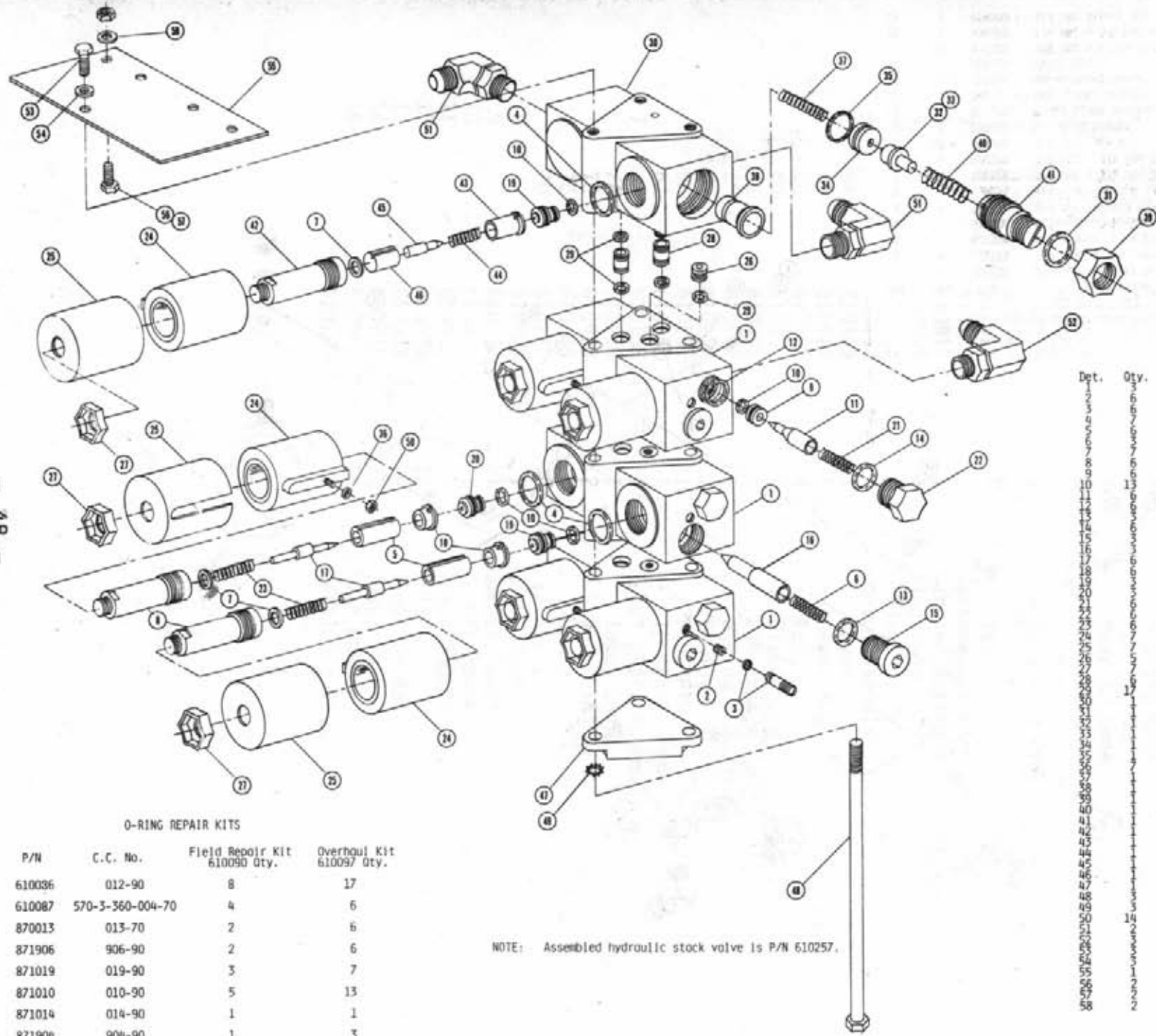
30 INCH 6-ROW CUTTER EXTENSION ASSEMBLY

Det.	Qty.	P/N	Description
1	4	002513	Sensor Clamp
2	2	002514	1.00 Inch Hex Clamp
3	2	002507	Hex Bearing Hanger
4	2	002588	Hanger Bearing
5	1	002621	Sensor Extension Tube
6	1	002636	Right T-Trol Sensor Shield
7	2	002623	Tool Bar Extension Weldment
8	2	002626	Hex Shaft Extension
9	2	121011	Shaft Bearing
10	4	473934	1/4 UNC x 1 9/16 x 2 Sq. U-Bolt
11	2	473943	1 1/2 Sq. Plug
12	4	473949	5/16 UNC x 1 9/16 Sq.
13	4	629525	Retainer Ring
14	2	900005	1/4 UNC x 1 1/2 Hex Bolt
15	0	900263	1/2 UNC x 1 Hex Bolt
16	10	914000	1/4 UNC Stover Nut
17	0	914002	5/16 UNC Stover Nut
18	0	920000	1/4 SAE Flat Washer
19	1	002637	Left T-Trol Sensor Shield
20	2	002635	Tool Bar Extension Brace Rod
21	0	910000	1/2 UNC Hex Nut



FOUR-ONE SPOOL VALVE ASSEMBLY

Det.	Qty.	P/N	Description
1	4	606004	Gresen One Spool Valve
2	4	610305	3/4 FNPT x 3/4-16 MJIC x 90°
3	1	610394	Valve Mount Extension
4	1	610406	Valve Mount Weldment
5	4	611124	1/2 NPT-90°-7/8 MJIC
6	4	618156	3/4 FNPT-90°-7/8 MJIC
7	8	900126	3/8 UNC x 1/2 Hex Bolt
8	6	900128	3/8 UNC x 3/4 Hex Bolt
9	10	914004	3/8 UNC Lock Nut
10	1	920002	3/8 Flat Washer
11	1	341420	Right Light Bracket
12	1	341421	Left Light Bracket
13	2	610395	Valve Mount Annie
14	2	291089	Headlight
15	4	900129	3/8 UNC x 1 Hex Bolt
16	3	900002	1/4 UNC x 3/4 Hex Bolt
17	3	914000	1/4 UNC Stover Nut



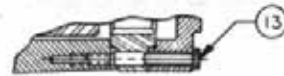
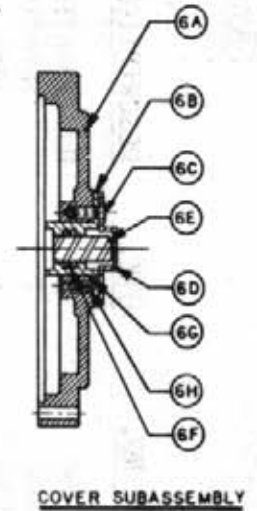
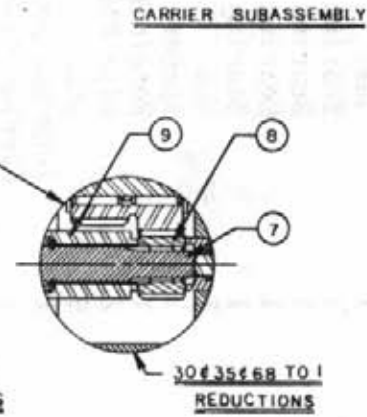
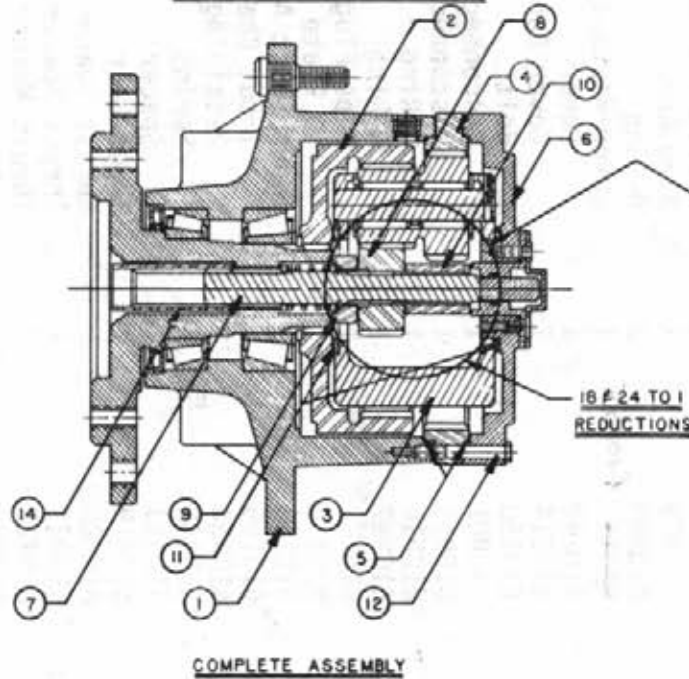
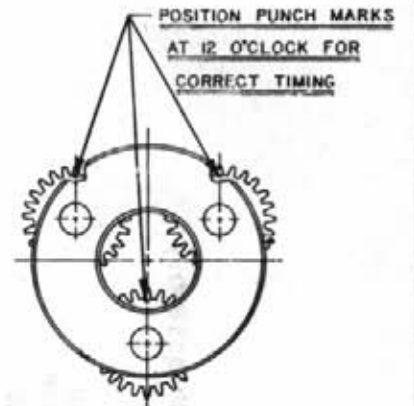
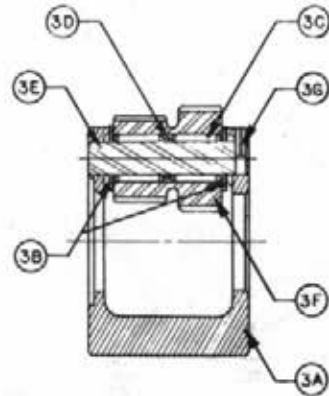
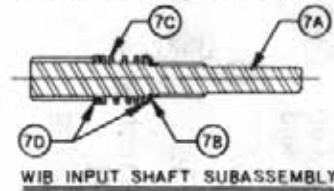
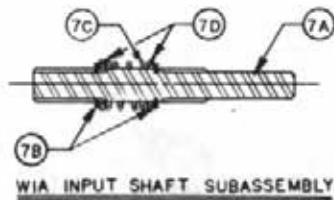
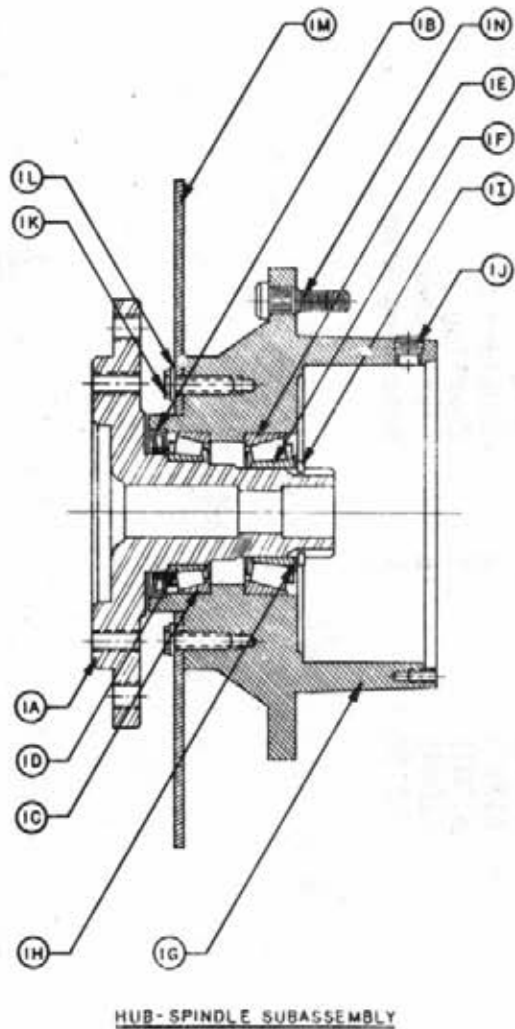
ELECTROHYDRAULIC VALVE

Det.	Qty.	P/N	Description
1	1	610124	Unbalanced Load Body
2	2	610125	.022 Orifice Plug
3	3	610087	Seal Plug Assembly
4	4	371019	13/16 x 15/16 O-Ring
5	5	610126	Armature
6	6	610127	Spring
7	7	610084	Washer
8	8	610085	Sleeve Assembly
9	9	610123	Orifice
10	10	371010	1/4 x 3/8 O-Ring
11	11	610129	Poppet
12	12	870013	7/16 x 9/16 O-Ring
13	13	371904	.551 x .022 O-Ring
14	14	371906	.468 x .070 O-Ring
15	15	610130	Plug
16	16	610131	Check Valve Poppet
17	17	610132	Poppet
18	18	610133	Pole Piece
19	19	610109	.040 Orifice
20	20	610135	.052 Orifice
21	21	610136	Spring
22	22	610137	End Cap
23	23	610134	Spring
24	24	610176	Coil
25	25	610113	Cover
26	26	610123	Plug Tube
27	27	610114	Pol Nut
28	28	610115	Thru Tube
29	29	610086	3/8 x 1/2 O-Ring
30	30	610093	Sinnie Pilot Body
31	31	871910	.755 x .097 O-Ring
32	32	610099	Guide
33	33	610100	Steel Ball
34	34	610063	Orifice
35	35	371014	1/2 x 5/8 O-Ring
36	36	473821	#10 Washer
37	37	610082	Spring
38	38	610104	Poppet
39	39	610105	Nut
40	40	610106	Spring
41	41	610107	Plug
42	42	610294	Sleeve Assembly
43	43	610109	Pole Piece
44	44	610110	Spring
45	45	610111	Poppet
46	46	610112	Armature
47	47	610120	End Cap
48	48	610121	1/4-20 x 6 Hex Bolt
49	49	610122	1/4 Lock Washer
50	50	910027	#10 UNF Hex Nut
51	51	618115	3/4 NBR-90° 3/16 MJIC
52	52	618119	3/16 NBR x 90° x 3/16 MJIC
53	53	200054	2-16 UNC x 3/4 Hex Bolt
54	54	420001	5/16 Flat Washer
55	55	610396	1-Trol Elect Valve Mount
56	56	900129	3/8 UNC x 1 Hex Bolt
57	57	914004	3/8 UNC Stover Nut
58	58	920002	3/8 Flat Washer

O-RING REPAIR KITS

P/N	C.C. No.	Field Repair Kit 610090 Qty.	Overhaul Kit 610097 Qty.
610036	012-90	8	17
610087	570-3-360-004-70	4	6
870013	013-70	2	6
871906	906-90	2	6
871019	019-90	3	7
871010	010-90	5	13
871014	014-90	1	1
871904	904-90	1	3
871910	910-90	1	1

NOTE: Assembled hydraulic stock valve is P/N 610257.



VIEW OF SHOULDER BOLT

THIS DRAWING AND DESIGN IS THE PROPERTY OF / AND ALL PROPRIETARY RIGHTS ARE RESERVED TO / FAIRFIELD MFG. CO., INC. THE RECIPIENT AGREES NOT TO DISCLOSE TO ANY PERSON OR ORGANIZATION ANY INFORMATION REGARDING THE DESIGN OR MANUFACTURE OF THE ARTICLE REPRESENTED HEREON, OR USE SAME IN ANY WAY DETERMENTAL TO THE INTEREST OF FAIRFIELD MFG. CO., INC.

DRAFTSMAN Beck		DATE 10-8-73	FAIRFIELD MFG. Co., INC. LAFAYETTE, IND. 47905	
CHECKER			TITLE SERVICE LITERATURE	
PROJECT ENG.			SCALE:	DRAWING NO. WIA & WIB
RELEASED				

<u>ITEM</u>	<u>PART NO.</u>	<u>QTY.</u>	<u>DESCRIPTION</u>
1			Hub-spindle sub-assembly
	1A	1	Spindle
	1B	1	Seal
	1C	1	Bearing Cup
	1D	1	Bearing Cone
	1E	1	Bearing Cup
	1F	1	Bearing Cone
	1G	1	Hub
	1H	1	Spacer
	1I	1	Retaining Ring
	1J	2	pipe Plug
	1N	9	Stud
2	610148	1	Internal Gear
3	610912	1	Carrier Assembly
4	610929	1	Ring Gear
5	610903	2	O-Ring
6	610157 610155	1	Cover Assembly
	6A	1	Cover
	6B	1	Cover
	6C	1	Cover Cap
	6D	4	Bolt
	6E	1	Disconnect Cap
	6F	1	Disconnect Rod
	6G	1	O-Ring
	6H	1	O-Ring
	6J	1	Pipe Plug
		1	ID Plate
7		1	Input Shaft Assembly
	7A	1	Input Shaft
	7B	2	Retaining Ring
	7C	1	Spring
	7D	2	Spacer
8	610919	1	Input Gear
9	610920	1	Thrust Spacer
10	610921	1	Thrust Spacer
11	610922	2	Thrust Washer
12	610930	12	Bolt
13	610923	4	Shoulder Bolt
14	610931	4	Coupling
16	610049	1	Flat Washer
17	610160	16	Retaining Ring

610291 - PLANETARY GEAR ASSEMBLY

ITEM	DESCRIPTION	PART NO.	QTY.
1	Hub-spindle sub-assembly	610154	1
1A	Spindle	610038	1
1B	Seal	610904	1
1C	Bearing cup	610905	1
1D	Bearing cone	610906	1
1E	Bearing cup	610907	1
1F	Bearing cone	610908	1
1G	Hub	610047	1
1H	Spacer	610909	1
1I	Retaining ring	610910	1
1J	Pipe plug	610147	2
1K	Stud	160911	9
1N			
2	Internal gear	610148	1
3	Carrier assembly	610933	1
4	Ring gear	610937	1
5	O-ring	610903	2
6	Cover assembly	610155	1
6A	Cover	610149	1
6B	Cover cap	610914	1
6C	Bolt	610150	4
6D	Disconnect cap	610901	1
6E	Disconnect rod	610915	1
6F	O-ring	610916	1
6G	O-ring	610917	1
6H	Pipe plug	610151	1
6J	ID plate	610152	1
7	Input shaft assembly	610048	1
7A	Input shaft	610046	1
7B	Retaining ring	610936	1
7C	Spring	610145	1
7D	Spacer	610153	2
8	Input gear	610919	1
9	Thrust spacer	610920	1
10	Thrust spacer	610921	1
11	Thrust washer	610922	2
12	Bolt	610930	12
13	Shoulder bolt	610923	4
14	Coupling	610037	1
16	Flat washer	610049	15

NOTICE

The following four pages contain decals for the
1984 8200

These decals can be obtained from Hagie Mfg. Co. and should be used whenever your machine is repainted or when the decals become worn, weathered or faded.

Special attention should be paid to decals involving personal safety. They have been attached for your protection.

KEEP THEM IN PLACE.

Contact: Hagie Manufacturing Co.
Box 273, Clarion, Iowa 50525

8200 DECALS

Part No.	Qty.	Description	Location
650814	1	Park Brake Decal	Near Parking Brake Lever
650847	2	No Passenger Decal	(1) - Left Rear Leg (1) - Left of Operator Station
650848	1	Slip or Fall Decal	On Left Rear Leg
650849	1	Engine Fuel Decal	Near Fuel Tank Neck
650852	1	Read Manual Decal	Top of Console
650865	2	Hagie Decal	On Side of Top Engine Cover
650867	2	8200 Decal	On Side of Top Engine Cover
650881	1	Choke Decal	On Console Sheet Metal
650953	1	Gasoline Decal	Near Fuel Filler Neck
650872	1	Traction Valve Decal	On Console Sheet Metal
650957	1	O11 Decal	On Console Sheet Metal
650958	1	Generator Decal	On Console Sheet Metal
650967	1	Throttle Decal	On Console Sheet Metal
650968	1	Hydrostatic Decal	On Console Sheet Metal
650977	1	Flasher Decal	On Console Sheet Metal
650981	1	Cooling System Decal	Near Radiator Cap
650982	1	Electrical System Decal	Left Hand Side of O11 Tank
650985	4	Wheel Bolt Torque Decal	One Each Wheel Rim
650870	1	Auto/Manual Decal	On Console Sheet Metal
650871	1	LH, CTR, and RH Decal	On Console Sheet Metal
650879	1	Up and Down Decal	On Console Sheet Metal
650820	6	Caution - Moving Parts	Puller Head Mounting Bar
650931	6	Hagie Decal 1 3/4 X 4	Front Shield of Roller Assembly
650819	8	Danger - Cutting Blades	RH and LH Side of Cutter Shields
650851	8	Shield Decal	(2) - On Side of Top Engine Cover (6) - On Roller Shields
650303	6	Cutter Blade Rotation	On Center Of Cutter Heads

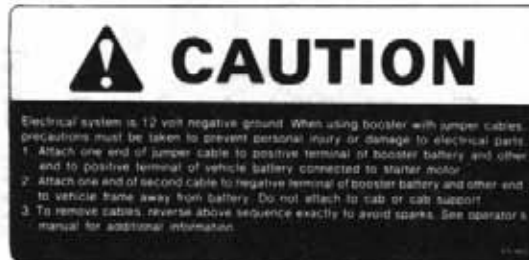
8200

650867-8200 Decal

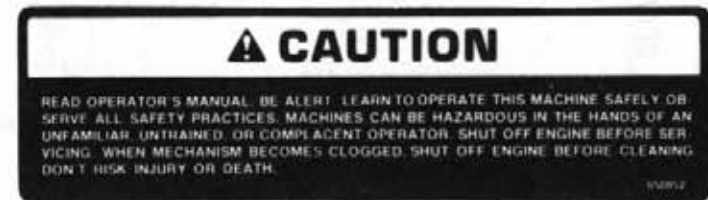
- 54 -



650303-Cutter Blade Rotation Decal



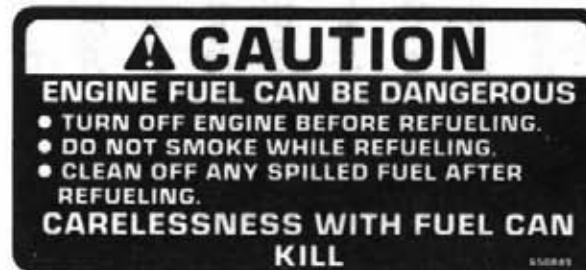
650982-Electrical System Decal



650852-Read Manual Decal



650847-No Passenger Decal



650849-Engine Fuel Decal



650848-Slip or Fall Decal



650820-Moving Parts Decal



650981-Cooling System Decal



650851-Shields Decal



650819 - Cutting Blade Decal




650955 - Gasoline Decal



650931 - 1 3/4 x 4 Hagie Decal



650814 - Park Brake Decal



650985 - Wheel Bolt Torque Decal

- 55 -



650977 - Flasher Decal



650957 - Oil Decal



650872 - Traction Valve Decal



650879 - Up and Down Decal



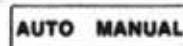
650967 - Throttle Decal



650968 - Hydrostatic Decal



650871 - Left, Center and Right Decal



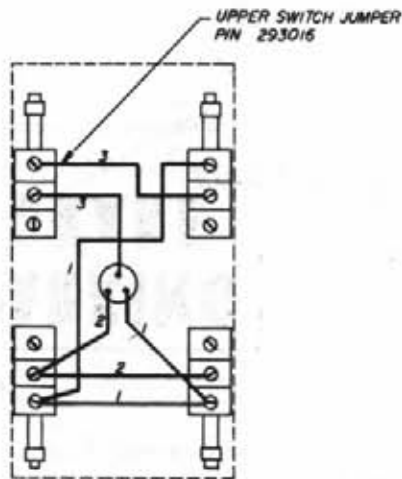
650870 - Auto/Manual Decal



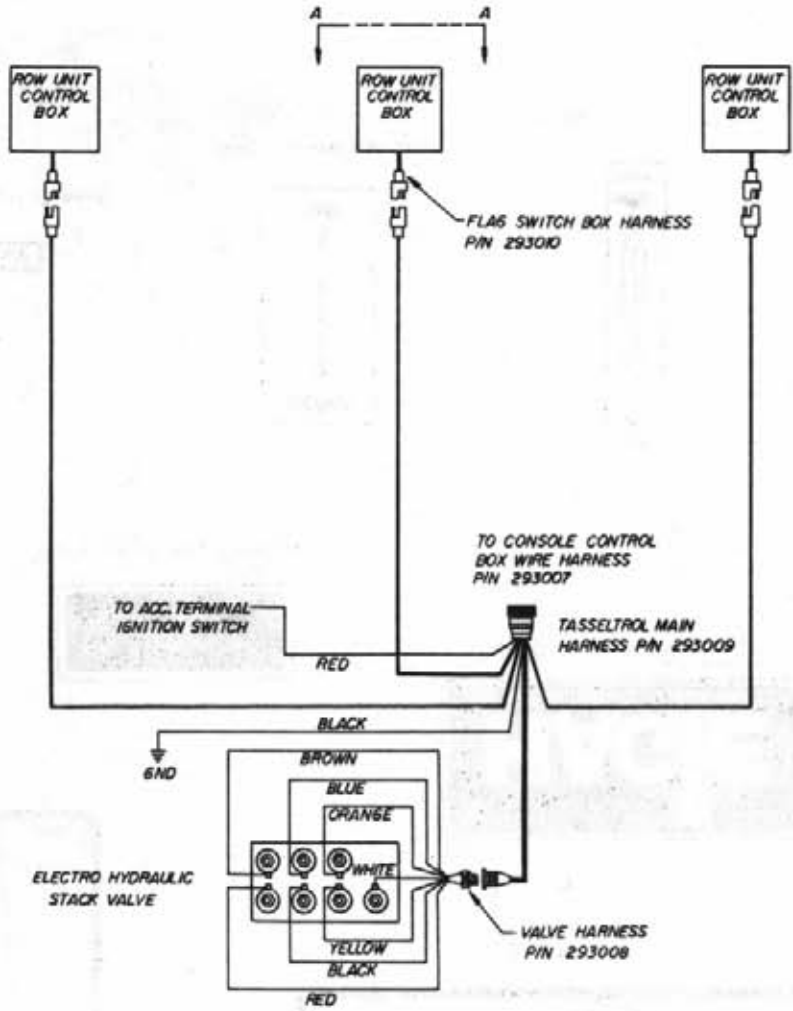
650958 - Generator Decal

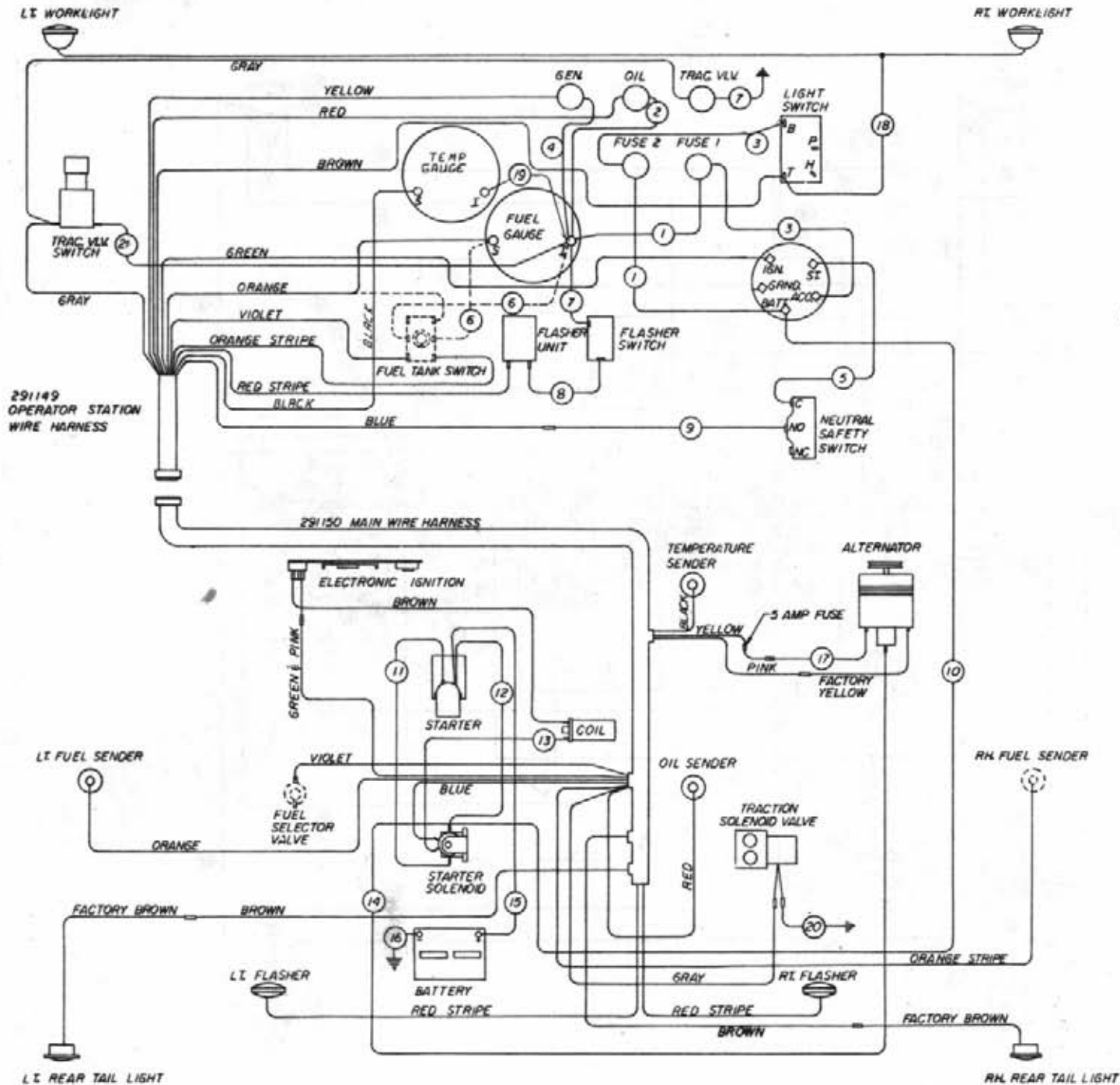


650881 - Choke Decal



VIEW A-A
WIRE CODE
1 - WHITE
2 - BLACK
3 - GREEN



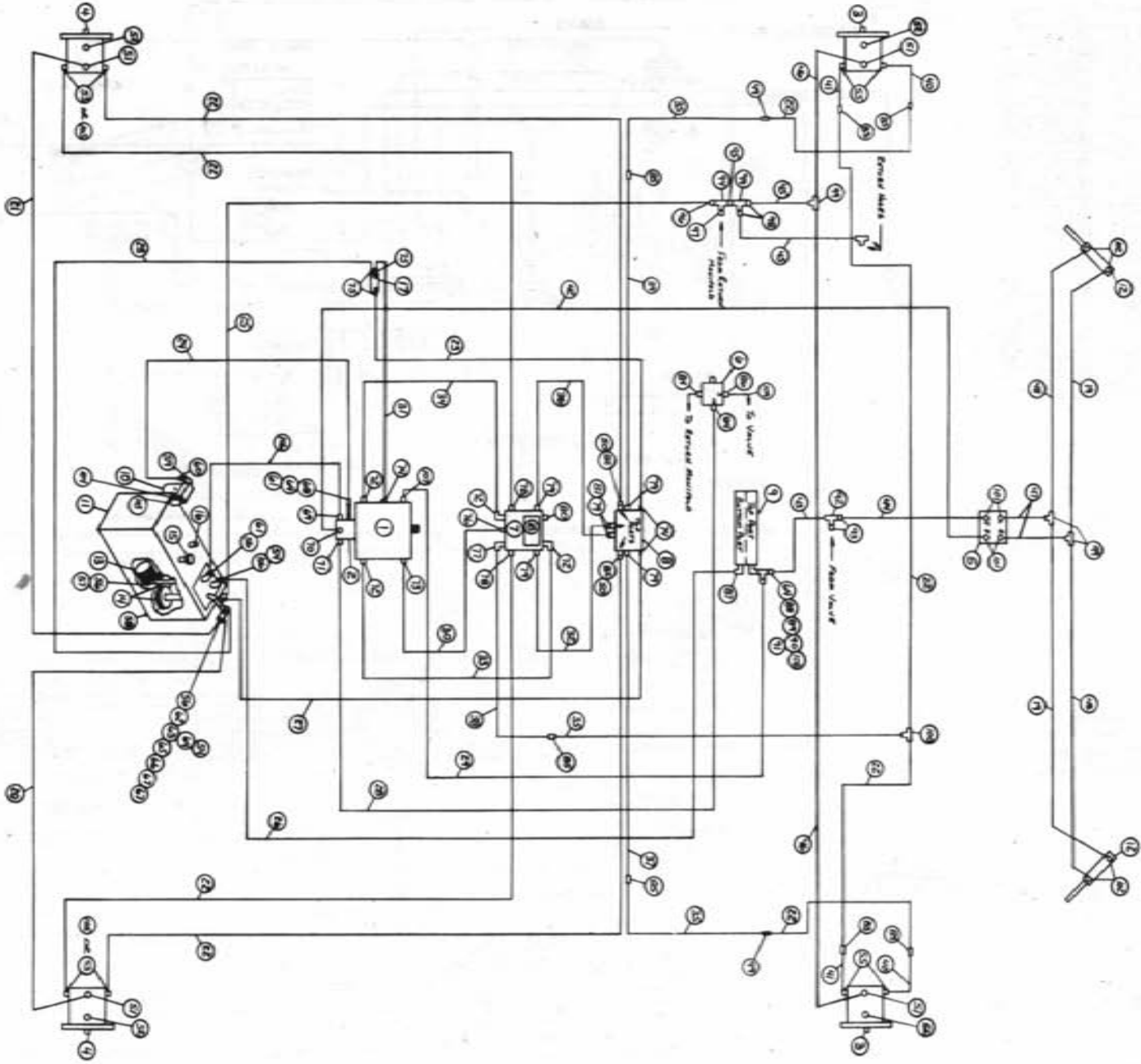


NOTE: ITEMS SHOWN AS DASHED LINES ARE USED WITH RIGHT HAND FUEL TANK OPTION ONLY.

21	291156	16 GA RED x 48"
20	291462	16 GA BLACK x 10"
19	291435	16 GA RED x 6"
18	291151	HEADLIGHT WIRE ASSY 8200
17	291147	14 GA YELLOW x 8"
16	290111	GROUND STRAP
15	291128	48 BATTERY CABLE
14	291453	10 GA BLUE x 53"
13	291461	14 GA RED x 18"
12	291278	10 GA RED x 12"
11	291276	10 GA BLUE x 14"
10	291454	14 GA WHITE x 171"
9	291137	14 GA BLUE x 6"
8	291148	16 GA RED x 8"
7	291442	16 GA RED x 12"
6	291037	16 GA BLUE x 9" (AUX TANK ONLY)
5	291136	14 GA BLUE x 12"
4	291442	16 GA RED x 9"
3	291441	14 GA GREEN x 9"
2	291440	16 GA RED x 6"
1	291443	14 GA RED x 10"

WIRING DIAGRAM - 8200

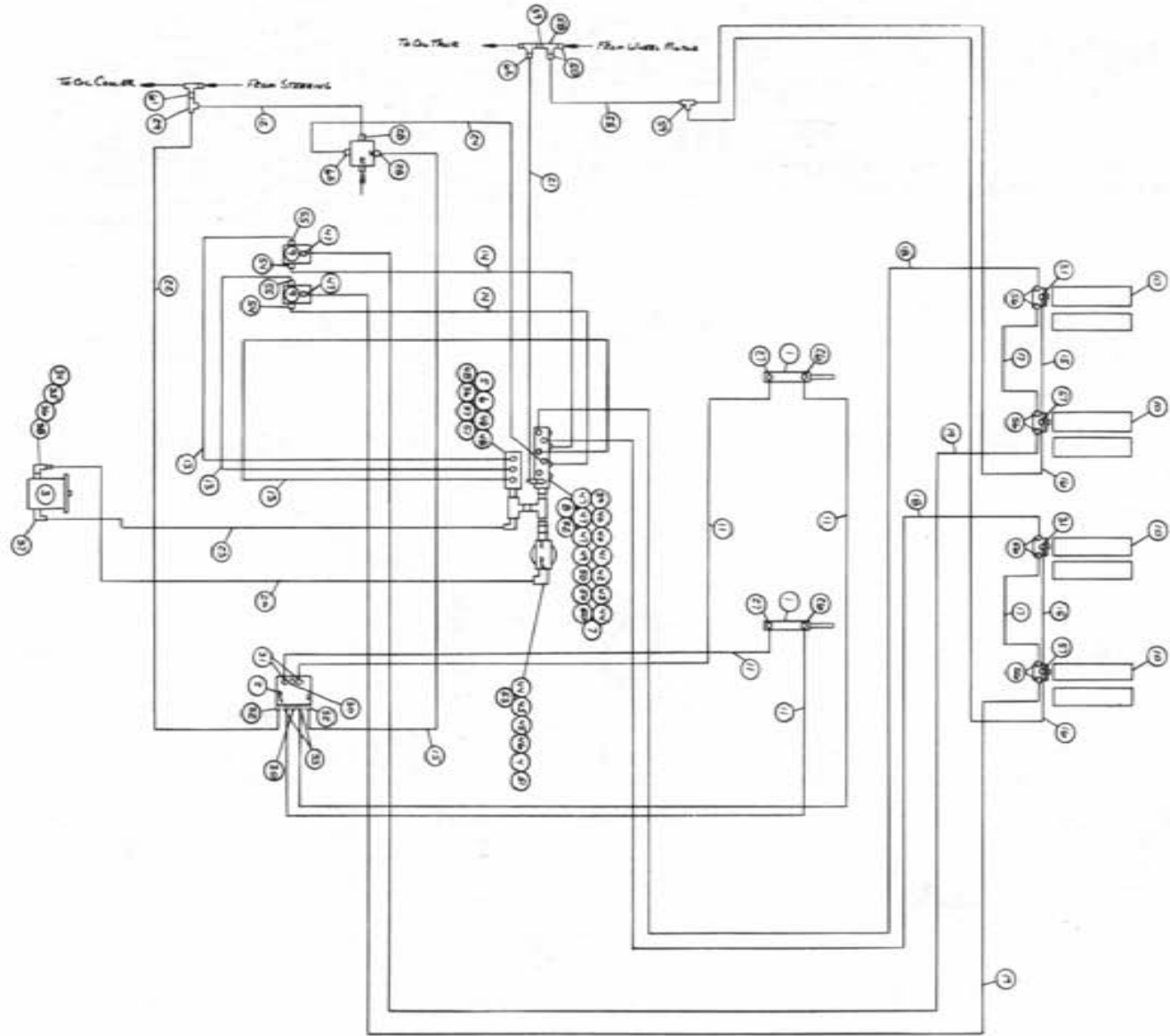
498134



1984 8200 HYDRAULIC SCHEMATIC
 BASIC MACHINE
 REFERENCE DRAWING NO.-498149

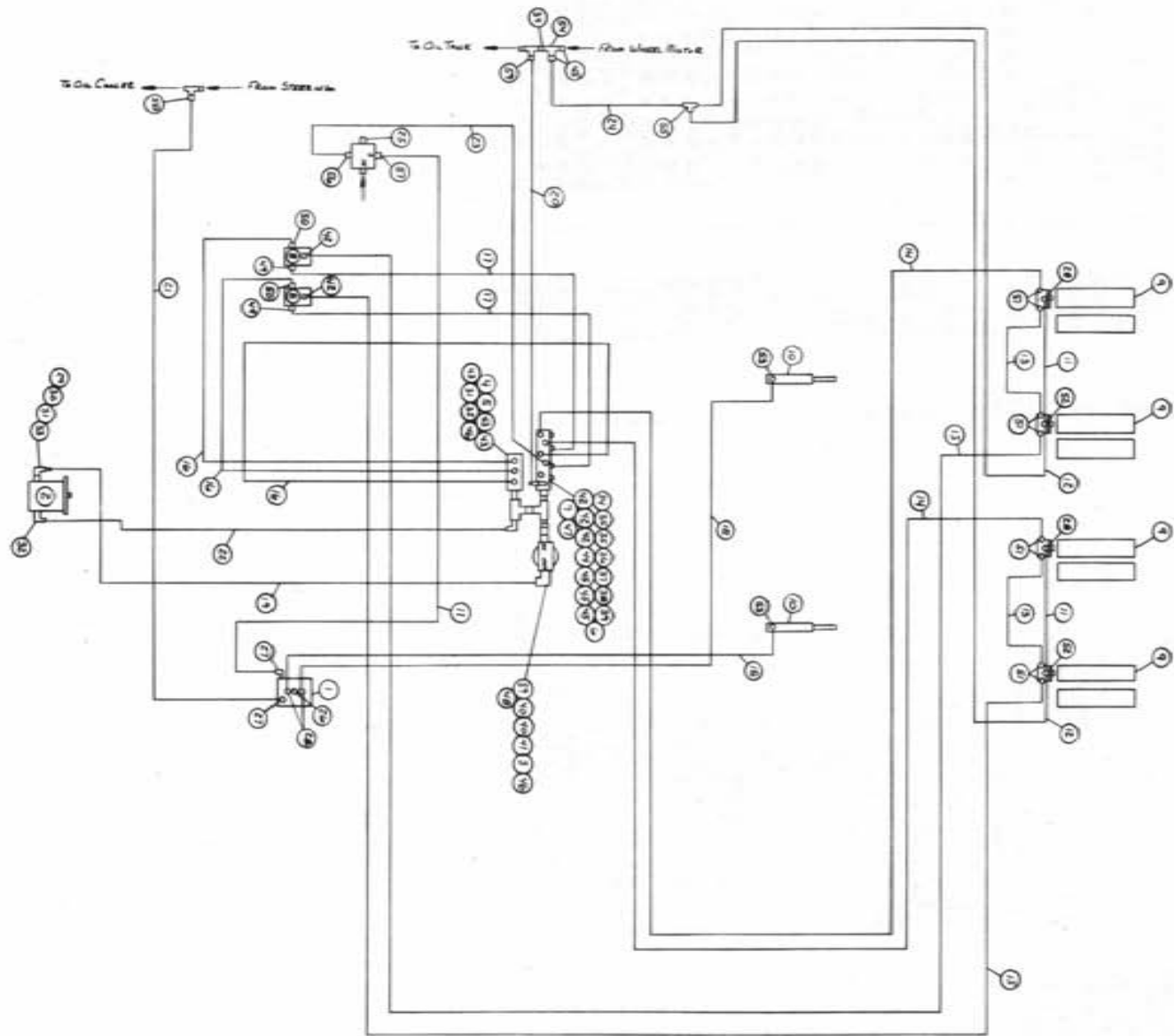
Ref.	Part No.	Req.	Description	Ref.	Part No.	Req.	Description
1	606868	1	Eaton Pump	56	505300	4	1 NPT x 90° Elbow
2	610091	1	Cessna Auxiliary Pump 1.24	57	505203	1	1 NPT x 4.00 Pipe Nipple
3	610030	2	Sundstrand Series 18 Wheel Motor	58	501102	1	1/4 NPT Pipe Plug
4	610029	2	Sundstrand Series 15 Wheel Motor	59	506410	1	1 1/4 NPT x 90° Street Elbow
5	610318	1	Steering Motor 6.2 in.	60	715664	1	1 1/4 NPT x 1" Hose Barb
6	607500	1	BGR53 Flow Divider	61	714560	2	1 NPT x 1" Hose Barb
7	615003	1	Large Hanifold	62	505201	1	1 NPT Close Nipple
8	606853	1	Traction Valve	63	505101	1	1 NPT Tee
9	618088	1	011 Cooler	64	505200	3	1 NPT x 90° Street Elbow
10	605601	1	Gresen Filter 10 Micron 40 GPM	65	505006	1	1 NPT to 1 1/4 NPT Reducer Bushing
11	760097	1	Hydraulic 011 Tank	66	618520	1	1/4 NPT x 9/16 MJIC Tee
12	620145	2	Steering Cylinder Assembly	67	618486	2	9/16 FJIC Swivel Run Tee
13	605600	1	Michigan Filter	68	618097	1	1 5/16 MOR x 1 FNPT
14	605603	2	Line Diffuser	69	618336	1	1 1/16 MOR x 1 Hose Barb
15	611051	1	Pressure Cap 3/4 NPT 5 Lbs.	70	618119	1	9/16 MOR x 90° x 9/16 MJIC
16	614453	1	Dipstick 8 in.	71	618183	1	7/8 MOR x 90° x 3/4 MJIC
17	610302	1	Solenoid Valve	72	618178	4	1 5/16 MOR x 90° x 1 5/16 MJIC
18	611013	1	Hydraulic Relief Valve Assembly	73	618474	1	1 1/16 MOR x 90° x 3/4 MJIC
19	616056	1	AC1T-6FJX-6FJX-32	74	618114	3	7/16 MOR x 90° x 9/16 MJIC
20	614571	1	GRLA-6FJX-6FJX-126	75	611121	3	1/4 NPT x 9/16 MJIC
21	614572	1	6RLA-6FJX-6FJX-140	76	618241	1	3/4 MOR x 90° x 3/4 MJIC
22	614573	8	8C2AT-8FJX-10FJX-114	77	618248	1	1 1/16 MOR x 90° x 1 1/16 MJIC
23	616043	2	4C1T-6FJX-6FJX-22 1/2	78	618309	2	1 1/16 MOR x 7/8 MJIC
24	601256	1	1" 2-Braid Red Hose x 31	79	611127	6	1 1/16 MOR x 1 1/16 MJIC
25	601265	1	3/4" 2-Braid Red Hose x 140	80	610186	1	1 1/16 MOR Plug
26	601198	1	3/4" 2-Braid Red Hose x 110	81	618191	2	1 1/16 FJX x 90° x 1 1/16 MJIC
27	616036	1	4C1T-6FJX-6FJX-11 1/2	82	618313	2	1 1/16 MOR x 45° x 1 1/16 MJIC
28	614425	1	8C1T-8FJX-8FJX-132	83	618553	4	1 1/16 MJIC x 7/8 MJIC
29	610325	1	10C1T-10FJX-10FJX-105	84	610300	3	3/4 NPT x 3/4 MJIC
30	615465	1	8C1T-8FJX-8FJX-33	85	618177	3	1 1/16 MJIC x 1 1/16 MJIC
31	616059	1	4C1T-6FJX-6FJX-33	86	618011	1	3/4 MJIC x 9/16 MJIC
32	606654	1	RH Hydraulic Tube Assy. Traction Valve	87	716000	1	1 NPT x 90° x 3/4 Hose Barb
33	615668	1	LH Hydraulic Tube Assy. Sundstrand Pump	88	505213	1	1 NPT x 3/4 NPT Reducer Bushing
34	615656	1	LH Hydraulic Tube Assy. Sundstrand Pump	89	504702	1	3/4 NPT Close Nipple
35	606857	3	Front Hydraulic Tube Assembly	90	504955	1	3/4 Pipe Tee
36	606855	1	LH Hydraulic Tube Assy. Traction Valve	91	610305	1	3/4 NPT x 90° x 3/4 MJIC
37	606859	1	Right Rear Hydraulic Tube Assembly	92	618311	1	3/4 MJIC Union Tee
38	606860	1	Center Rear Hydraulic Tube Assembly	93	618482	2	1/2 NPT Pipe Tee
39	606858	1	Left Rear Hydraulic Tube Assembly	94	503820	2	1/2 NPT Close Nipple
40	614574	2	Lower Front Leg Hydraulic Tube Assy.	95	503600	1	1/2 NPT x 3/4 Hose Barb
41	614575	2	Upper Front Leg Hydraulic Tube Assy.	96	712440	1	1/2 NPT x 1/2 Hose Barb
42	616035	1	6C1T-6FJX-6FJX-219	97	714340	1	1/2 NPT x 3/8 MJIC
43	616032	1	8C1T-8FJX-8FJX-66	98	611147	2	1/2 NPT x 3/8 MJIC
44	611260	1	4C1T-6FJX-6FJX-44	99	610193	3	9/16 MJIC Bulk Head Branch Tee
45	615473	2	6C1T-6FJX-8FJX-18	100	618555	1	3/4 MJIC x 3/4 MJIC x 1 1/16 MJIC Tee
46	614570	2	6RLA-6FJX-6FJX-112	101	618109	4	3/4 MOR x 9/16 MJIC
47	615442	2	4C1T-6FJX-6FJX-55	102	611122	4	1/4 NPT x 90° x 9/16 MJIC
48	616026	2	4C1T-6FJX-6FJX-37	103	506303	1	1 1/4 NPT x 90° Elbow
49	618554	2	1 1/16 MJIC x 3/4 MJIC	104	506602	1	1 1/4 NPT x 2 1/2 Pipe Nipple
50	618518	2	1 1/16 FJIC x 7/8 MJIC	105	618315	4	3/4 MOR x 45° x 3/4 MJIC
51	618496	4	3/4 MOR x 45° x 9/16 MJIC	106	601117	1	1" 2-Braid Red Hose x 37
52	611159	4	3/4 O-Ring Plug	107	618535	1	1 1/16 MOR x 90° x 7/8 MJIC
53	611125	4	3/4 MOR x 3/4 MJIC	108	618059	1	3/4 NPT x 7/8 MJIC
54	714331	2	1 NPT x 3/4 Hose Barb	109	611204	1	4C1T-6FJX-6FJX-78
55	618302	4	1 5/16 MOR x 90° x 1 1/16 MJIC				

Note: P/N 618315 Used Only With Straight Leg Option.



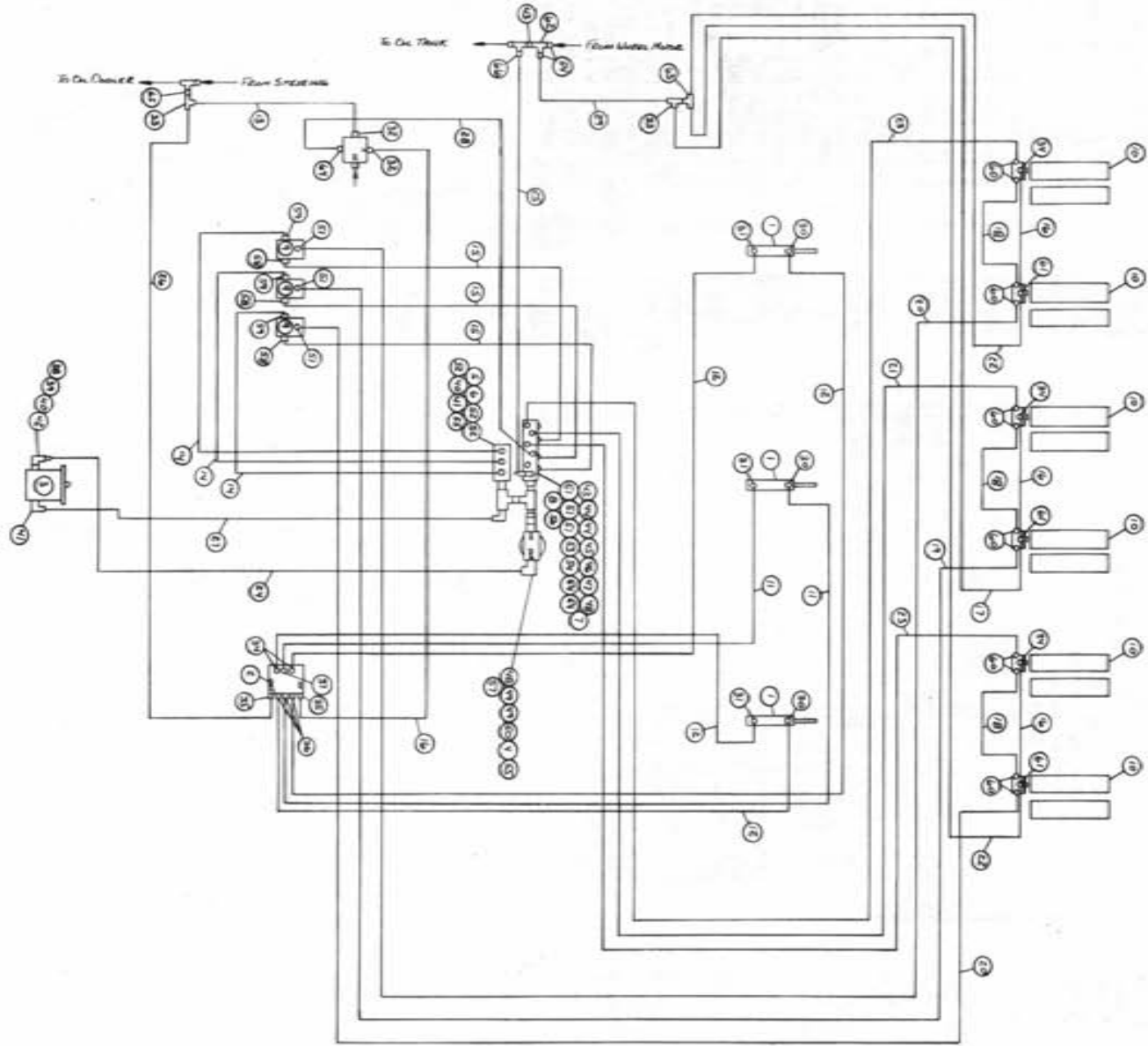
1983 8200 HYDRAULIC SCHEMATIC
 FOUR ROW ROLLER PULLER WITHOUT TASSELTRAIL
 REFERENCE DRAWING NO.-498150

Ref.	Part No.	Req.	Description	Ref.	Part No.	Req.	Description
1	620900	2	Hydraulic Lift Cylinder	32	618126	2	9/16 MOR x 9/16 MJIC
2	606585	1	Cessna Three Spool Valve	33	618425	2	9/16 MOR x 45 x 9/16 MJIC
3	606499	1	Large Cessna Pump	34	505210	1	1 NPT x 3.00 Pipe Nipple
4	605601	1	Gresen Filter 10 Micron 40 GPM	35	505300	1	1 NPT x 90° Elbow
5	606952	1	Relief Valve 2000 PSI	36	618090	2	1 5/16 MOR x 1 NPT Adaptor
6	610050	1	Three Section Flow Divider	37	618178	1	1 5/16 MOR x 90° x 1 5/16 MJIC
7	614240	1	3/4 NPT Relief Valve	38	714561	1	1 NPTF x 1 1/4 Hose Barb
8	614566	1	Front Return, Manifold	39	503600	2	1/2 NPT Close Nipple
9	606004	2	Gresen 1 Spool Valve	40	503700	2	1/2 NPT Pipe Plug
10	610051	4	Barnes Hydraulic Motor	41	504210	1	3/4 NPT x 1/2 Reducer Bushing
11	614101	4	4CIT-6FJX-6FJX-133	42	504501	1	1 1/4 NPT to 1/2 Reducer Bushing
12	615401	1	6CIT-6FJX-6FJX-22	43	506005	1	1 1/4 NPT Close Nipple
13	614555	3	10CC2AT-10FJX-10FJX-42	44	506200	2	1 1/4 NPT x 90° Street Elbow
14	614373	3	8RLA-8FJX-8FJX-44	45	506410	2	1 1/4 NPT Side Outlet Elbow
15	611204	2	4CIT-6FJX-6FJX-78	46	506701	1	1 1/2 NPT x 90° x 7/8 MJIC
16	614158	2	4CIT-6FJX-6FJX-199	47	611124	5	7/8 MOR x 7/8 MJIC
17	614576	2	10CIT-8FJX-8FJX-80	48	611126	3	7/8 MOR x 7/8 MJIC
18	614582	2	10RLA-10FJX-8FJX-198	49	611145	1	1/2 NPT x 90° x 3/4 MJIC
19	614581	2	10CIT-10FJX-8FJX-168	50	611147	5	1/2 NPT x 3/4 MJIC
20	601194	1	1 1/4 2 Braid Red Hose x 93	51	618330	2	1 NPT x 1 5/16 MOR
21	601223	1	1/2 1 Braid EPDM x 37 1/2	52	714350	1	3/4 NPT x 1/2 Hose Barb
22	611260	1	4CIT-6FJX-6FJX-44	53	715660	1	1 1/4 NPT x 1 1/4 Hose Barb
23	614556	1	16C2AT-16FJX-16FJX90-114	54	610305	2	3/4 NPT x 90° x 3/4 MJIC
24	615385	1	8CIT-8FJX-8FJX-29	55	618156	2	3/4 NPT x 90° x 7/8 MJIC
25	615473	1	6CIT-6FJX-8FJX-18	56	618183	8	7/8 MOR x 90° x 3/4 MJIC
26	611122	2	1/4 NPT x 90° x 9/16 MJIC	57	618444	2	9/16 MOR x 9/16 MJIC Run Tee
27	614365	2	Restrictor Elbow Assembly	58	503820	1	1 1/2 NPT Pipe Tee
28	618011	2	3/8 NPT x 9/16 MJIC	59	610193	1	9/16 MJIC Bulk Head Branch Tee
29	618486	1	9/16 FJIC Swivel Run Tee	60	610300	1	3/4 NPT x 3/4 MJIC
30	610185	2	9/16 O-Ring Plug	61	618482	1	3/4 FJIC x 9/16 MJIC
31	618119	4	9/16 MOR x 90° x 9/16 MJIC	62	714340	1	1/2 NPT x 1/2 Hose Barb



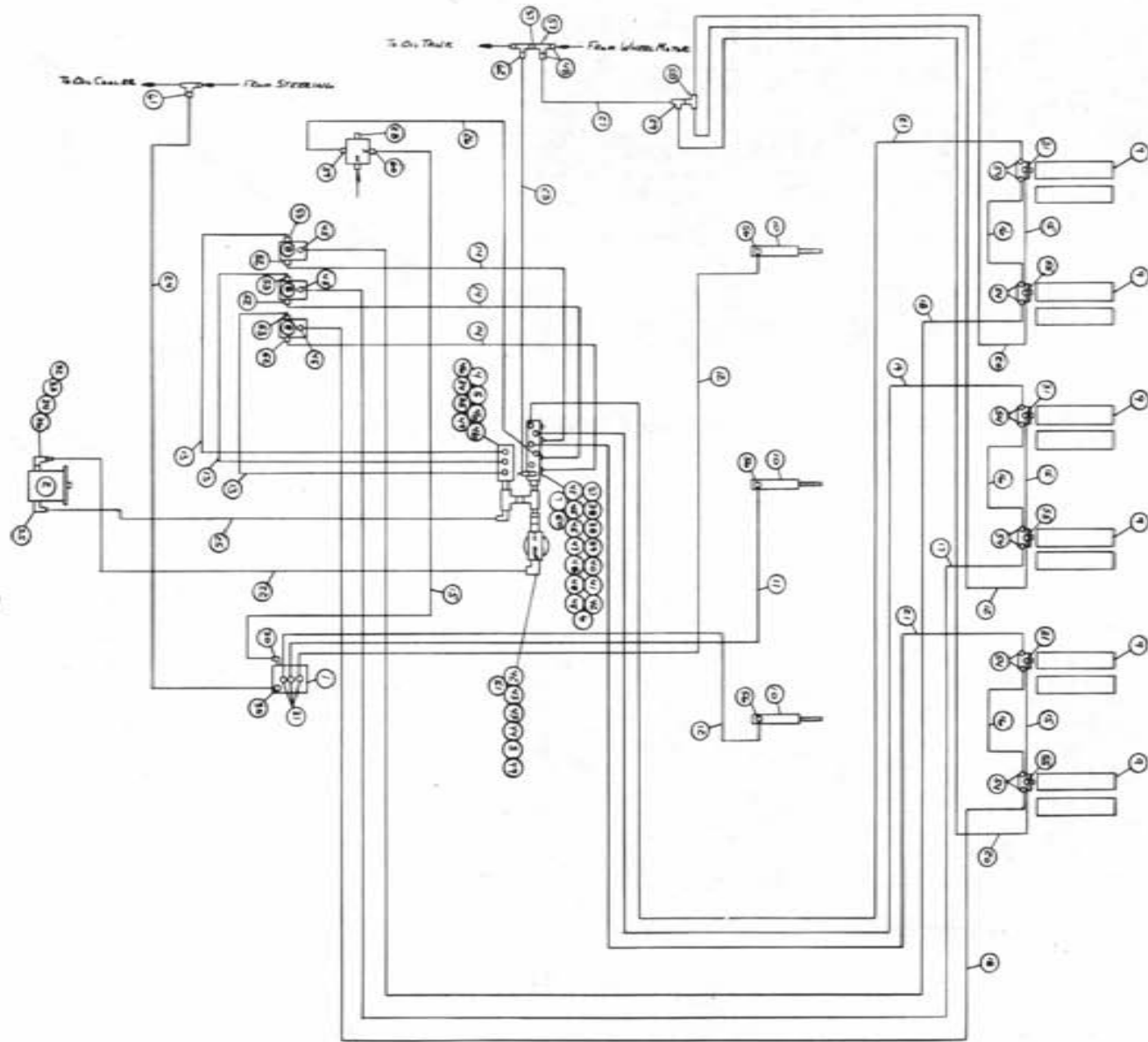
1983 8200 HYDRAULIC SCHEMATIC
 FOUR ROW ROLLER WITH TASSELTRROL
 REFERENCE DRAWING NO.-498151

Ref.	Part No.	Req.	Description	Ref.	Part No.	Req.	Description
1	610257	1	Hydraulic Stack Valve	30	505300	1	1 NPT x 90° Elbow
2	606499	1	Large Cessna Pump	31	618090	2	1 5/16 MOR x 1 NPT Adaptor
3	605601	1	Gresen Filter 10 Micron 40 GPM	32	618178	2	1 5/16 MOR x 90° x 1 5/16 MJIC
4	606952	1	Relief Valve 2000 PSI	33	714561	1	1 NPTF x 1 1/4 Hose Barb
5	610050	1	3 Section Flow Divider	34	503600	2	1/2 NPT Close Nipple
6	614240	1	3/4 NPT Relief Valve	35	503700	2	1/2 NPT Pipe Plug
7	614566	1	Front Return Manifold	36	504210	2	3/4 NPT to 1/2 Reducer Bushing
8	606004	2	Gresen 1-Spool Valve	37	504501	1	3/4 NPT x 90° Elbow
9	610051	4	Barnes Hydraulic Motor	38	506005	1	1 1/4 NPT to 1 Reducer Bushing
10	620225	2	Hydraulic Lift Cylinder	39	506200	2	1 1/4 NPT Close Nipple
11	611204	3	4C1T-6FJX-6FJX-78	40	506410	2	1 1/4 NPT Street Elbow
12	614158	2	4C1T-6FJX-6FJX-199	41	506701	1	1 1/4 NPT Side Outlet Elbow
13	614576	2	10C1T-8FJX-8FJX-80	42	611124	5	1/2 NPT x 90° x 7/8 MJIC
14	614582	2	10C1T-8FJX-8FJX-198	43	611126	1	7/8 MOR x 7/8 MJIC
15	614581	2	10C1T-10FJX-8FJX-168	44	611145	3	1/2 NPT x 90° x 3/4 MJIC
16	614555	3	10C2AT-10FJX-10FJX-42	45	611147	5	1/2 NPT x 3/4 MJIC
17	614373	2	8RLA-8FJX-8FJX-44	46	618330	2	1 NPT x 1 5/16 MOR
18	614101	2	4C1T-6FJX-6FJX-133	47	714350	1	3/4 NPT x 1/2 Hose Barb
19	601194	1	1 1/4 2 Braid Red Hose x 93	48	715660	1	1 1/4 NPT x 1 1/4 Hose Barb
20	601223	1	1/2 1 Braid EPDM Hose x 37 1/2	49	610305	2	3/4 NPT x 90° x 3/4 MJIC
21	611260	1	4C1T-6FJX-6FJX-44	50	618156	2	3/4 NPT x 90° x 7/8 MJIC
22	614556	1	16C2AT-16FJX-16FJX90-114	51	618183	8	7/8 MOR x 90° x 3/4 MJIC
23	615385	1	8C1T-8FJX-8FJX-29	52	618144	2	9/16 MOR x 9/16 MJIC Run Tee
24	615473	1	6C1T-6FJX-8FJX-18	53	614365	2	Restrictor Elbow Assembly
25	505800	1	3/8 NPT Pipe Plug	54	503820	2	1 1/2 NPT Pipe Tee
26	610185	1	9/16 O-Ring Plug	55	610193	1	9/16 MJIC Bulk Head Branch Tee
27	618115	2	3/4 MOR x 90° x 9/16 MJIC	56	610300	1	3/4 NPT x 3/4 MJIC
28	618119	4	9/16 MOR x 90° x 9/16 MJIC	57	618011	1	3/8 NPT x 9/16 MJIC
29	505210	1	1 NPT x 3.00 Pipe Nipple	58	618482	1	3/4 FJIC x 9/16 MJIC
				59	714340	1	1/2 NPT x 1/2 Hose Barb



1983 8200 HYDRAULIC SCHEMATIC
SIX ROW ROLLER PULLER WITHOUT TASSELTRAIL
REFERENCE DRAWING NO.-498152

Ref.	Part No.	Req.	Description	Ref.	Part No.	Req.	Description
1	620900	3	Hydraulic Lift Cylinder	34	618119	5	9/16 MOR x 90° x 9/16 MJIC
2	606585	1	Cessna Three Spool Valve	35	618126	2	9/16 MOR x 9/16 MJIC
3	606499	1	Large Cessna Pump	36	618425	3	9/16 MOR-45-9/16 MJIC
4	605601	1	Green Filter 10 Micron 40 GPM	37	618440	1	9/16 MOR-90°-9/16 MJIC
5	606952	1	Relief Valve 2000 PSI	38	505210	1	1 NPT x 3.00 Pipe Nipple
6	610050	1	3 Section Flow Divider	39	505300	1	1 NPT x 90° Elbow
7	614240	1	3/4 NPT Relief Valve	40	618090	2	1 5/16 MOR x 1 NPT Adaptor
8	614566	1	Front Return Manifold	41	618178	2	1 5/16 MOR x 90° x 1 5/16 MJIC
9	606004	1	Green 1-Spool Valve	42	714561	1	1 NPT x 1 1/4 Hose Barb
10	610051	3	Barnes Hydraulic Motor	43	503600	2	1/2 NPT Close Nipple
11	614077	2	4C1T-6FJX-8FJX-88	44	503700	2	1/2 NPT Pipe Plug
12	611212	4	4C1T-6FJX-6FJX-164	45	504210	1	3/4 NPT to 1/2 Reducer Bushing
13	615401	4	6C1T-6FJX-6FJX-22	46	504501	1	3/4 NPT x 90° Elbow
14	614555	3	10C2AT-10FJX-10FJX-42	47	506005	1	1 1/4 to 1 Reducer Bushing
15	614373	3	8RLA-8FJX-8FJX-44	48	506200	2	1/4 NPT Close Nipple
16	611204	4	4C1T-6FJX-6FJX-78	49	506410	2	1 1/4 NPT x 90° Street Elbow
17	614101	3	4C1T-6FJX-6FJX-133	50	506701	1	1 1/4 NPT Side Outlet Elbow
18	614576	3	10C1T-8FJX-8FJX-80	51	611124	6	1/2 NPT x 90° x 7/8 MJIC
19	614579	1	10C1T-10FJX-8FJX-100	52	611126	3	7/8 MOR x 7/8 MJIC
20	614577	2	10C1T-10FJX-10FJX-200	53	611145	1	1/2 NPT x 90° x 3/4 MJIC
21	614580	1	10RLA-10FJX-8FJX-100	54	611147	5	1/2 NPT x 3/4 MJIC
22	614504	2	4C1T-6FJX-6FJX-301	55	618330	2	1 NPT x 1 5/16 MOR
23	614578	2	10RLA-10FJX-8FJX-200	56	714350	1	3/4 NPT x 1/2 Hose Barb
24	601194	1	1 1/4 2 Braid Red Hose x 93	57	715660	1	1 1/4 NPT x 1 1/4 Hose Barb
25	601223	1	1/2 1 Braid EPDM Hose x 37 1/2	58	610305	3	3/4 NPT x 90° x 3/4 MJIC
26	611260	1	4C1T-6FJX-6FJX-44	59	618156	3	3/4 NPT x 90° x 7/8 MJIC
27	614556	1	16C2AT-16FKX-16FJX90°-114	60	618183	12	7/8 MOR x 90° x 3/4 MJIC
28	615385	1	8C1T-8FJX-8FJX-29	61	618444	3	9/16 MOR x 9/16 MJIC Run Tee
29	615473	1	6C1T-6FJX-8FJX-18	62	503820	1	1 1/2 NPT Pipe Tee
30	611122	3	1/4 NPT x 90° x 9/16 MJIC	63	610193	1	9/16 MJIC Bulk Head Branch Tee
31	614365	3	Restrictor Elbow Assembly	64	610300	1	3/4 NPT x 3/4 MJIC
32	618011	2	3/8 NPT x 9/16 MJIC	65	618482	1	3/4 FJIC x 9/16 MJIC
33	618486	2	9/16 FJIC Swivel Run Tee	66	714340	1	1/2 NPT x 1/2 Hose Barb

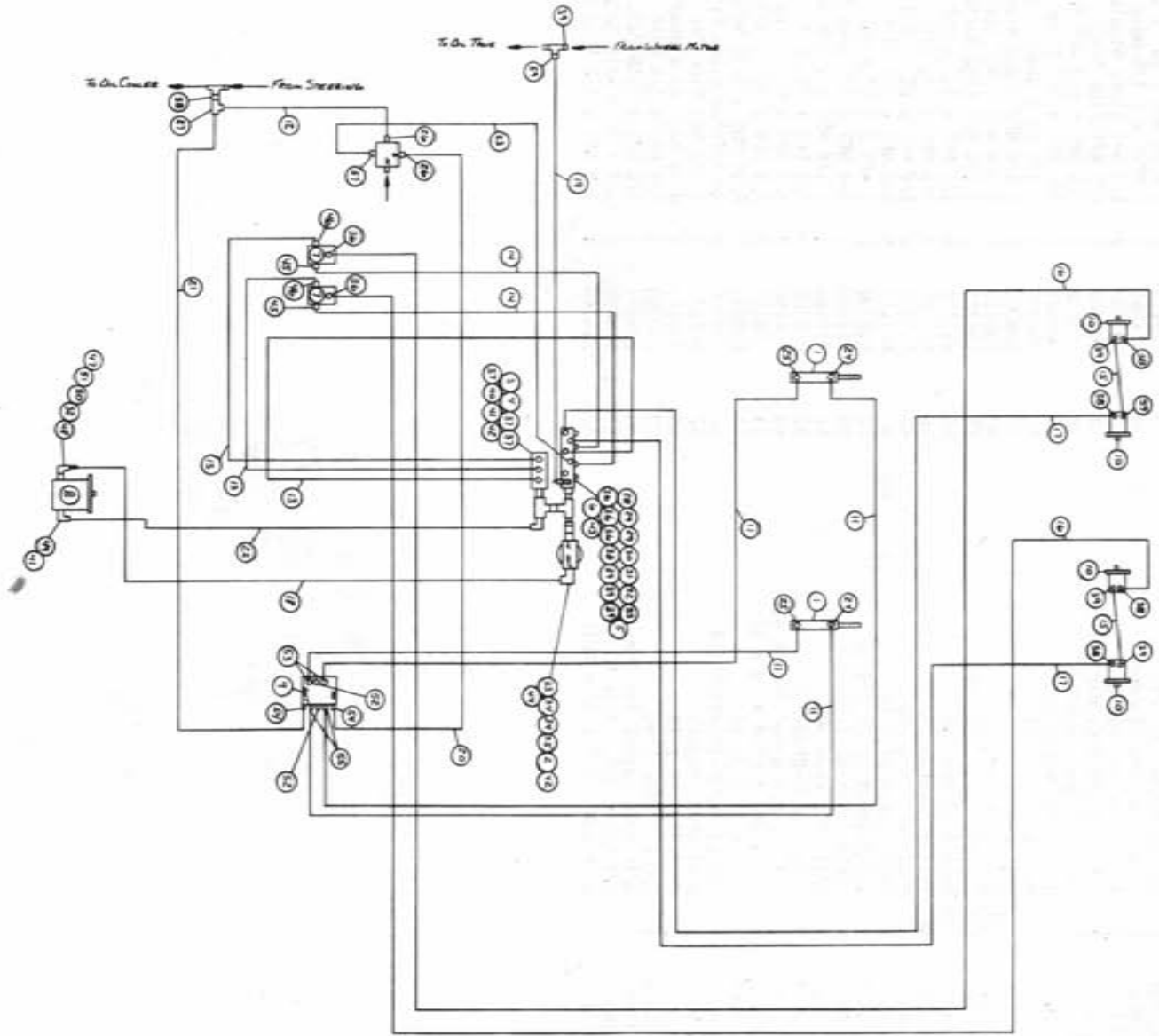


1983 8200 HYDRAULIC SCHEMATIC

SIX ROW ROLLER PULLER WITH TASSELLTROL

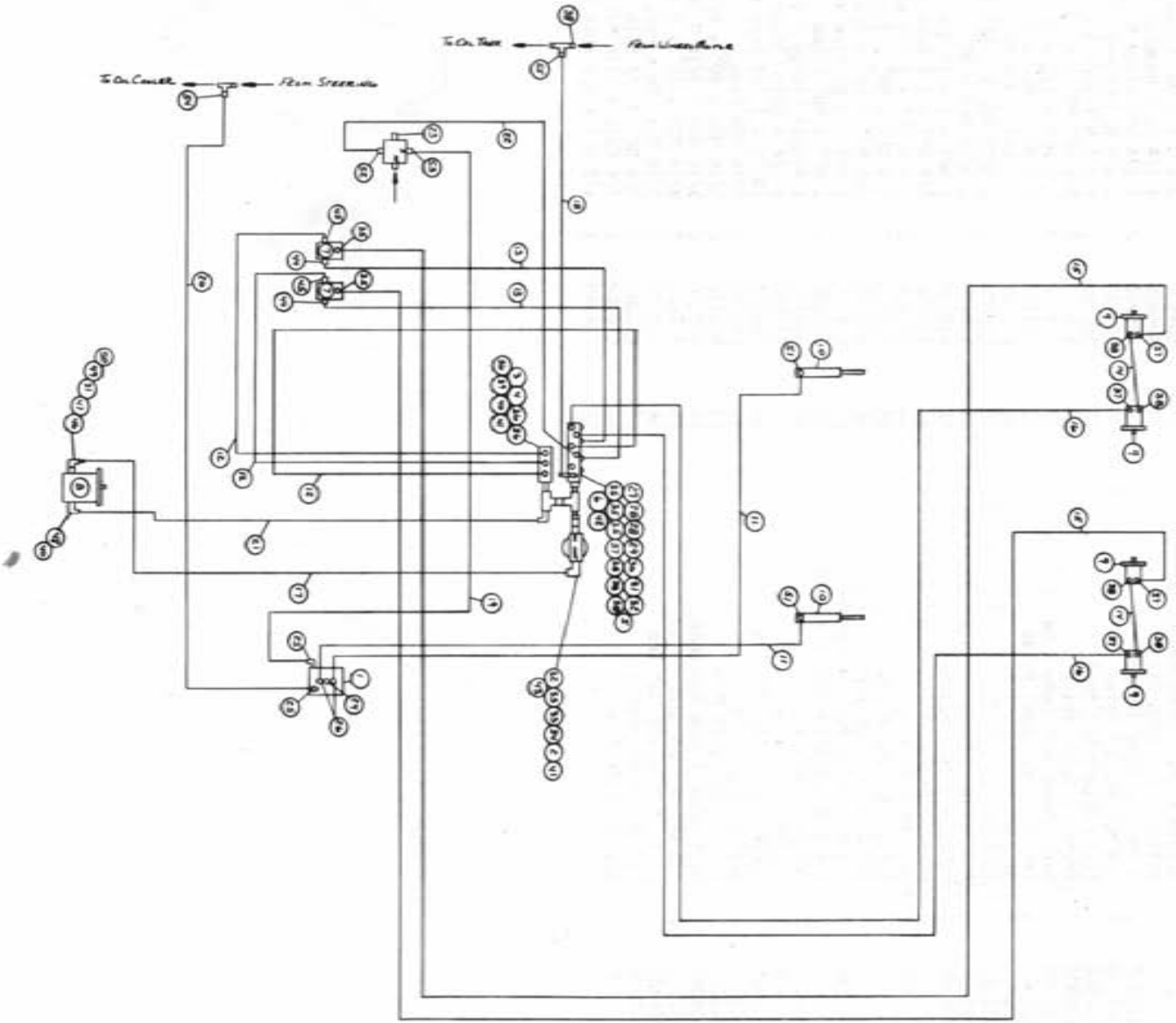
REFERENCE DRAWING NO.-498153

Ref.	Part No.	Req.	Description	Ref.	Part No.	Req.	Description
1	610257	1	Hydraulic Stack Valve	32	505210	1	1 NPT x 3.00 Pipe Nipple
2	606499	1	Large Cassma Pump	33	505300	1	1 NPT x 90° Elbow
3	605601	1	Gresen Filter 10 Micron 40 GPM	34	618090	2	1 5/16 MOR x 1 NPT Adaptor
4	606952	1	Relief Valve 2000 PSI	35	618178	2	1 5/16 MOR x 90° x 1 5/16 MJIC
5	610050	1	3 Section Flow Divider	36	714561	1	1 NPTF x 1 1/4 Hose Barb
6	614240	1	3/4 NPT Relief Valve	37	503600	2	1/2 NPT Close Nipple
7	614566	1	Front Return Manifold	38	503700	2	1/2 NPT Pipe Plug
8	606004	3	Gresen 1-Spool Valve	39	504210	1	3/4 NPT x 1/2 NPT Reducer Bushing
9	610051	6	Barnes Hydraulic Motor	40	504501	1	3/4 NPT x 90° Elbow
10	610225	3	Hydraulic Lift Cylinder	41	506005	1	1 1/4 to 1 Reducer Bushing
11	614077	3	4C1T-6FJX-6FJX-88	42	506200	2	1 1/4 NPT Close Nipple
12	614101	3	4C1T-6FJX-6FJX-133	43	506410	2	1 1/4 NPT x 90° Street Elbow
13	614555	3	10C2AT-10FJX-10FJX-42	44	506701	1	1 1/4 NPT Side Outlet Elbow
14	614373	3	8RLA-8FJX-8FJX-44	45	611124	6	1/2 NPT x 90° x 7/8 MJIC
15	611204	4	4C1T-6FJX-6FJX-78	46	611126	3	7/8 MOR x 7/8 MJIC
16	614576	3	10C1T-8FJX-8FJX-80	47	611145	1	1/2 NPT x 90° x 3/4 MJIC
17	614579	1	10C1T-10FJX-8FJX-100	48	611147	5	1/2 NPT x 3/4 MJIC
18	614577	2	10C1T-10FJX-10FJX-200	49	618330	2	1 NPT x 1 5/16 MOR
19	614580	1	10RLA-10FJX-8FJX-100	50	714350	1	3/4 NPT x 1/2 Hose Barb
20	614504	2	4C1T-6FJX-6FJX-301	51	715660	1	1 1/4 NPT x 1 1/4 Hose Barb
21	614578	2	10RLA-10FJX-8FJX-200	52	610305	3	3/4 NPT x 90° x 3/4 MJIC
22	601194	1	1 1/4 2 Braid Red Hose x 93	53	618156	3	3/4 NPT x 90° x 7/8 MJIC
23	601223	1	1/2 1 Braid EPDM Hose x 37 1/2	54	618183	6	7/8 MOR x 90° x 3/4 MJIC
24	611260	1	4C1T-6FJX-6FJX-44	55	618444	3	9/16 MOR x 9/16 MJIC Run Tee
25	614556	1	16C2AT-16FJX-16FJX90°-114	56	614365	3	Restrictor Elbow Assembly
26	615385	1	8C1T-8FJX-8FJX-29	57	503820	1	1 1/2 NPT Pipe Tee
27	615473	1	6C1T-6FJX-8FJX-18	58	610193	1	9/16 MJIC Bulk Head Branch Tee
28	502800	1	3/8 NPT Pipe Plug	59	610300	1	3/4 NPT x 3/4 MJIC
29	618486	1	9/16 MJIC Swivel Run Tee	60	618011	1	3/8 NPT x 9/16 MJIC
30	618115	2	3/4 MOR x 90° x 9/16 MJIC	61	618482	1	3/4 FJIC x 9/16 MJIC
31	618119	6	9/16 MOR x 90° x 9/16 MJIC	62	714340	1	1/2 NPT x 1/2 Hose Barb



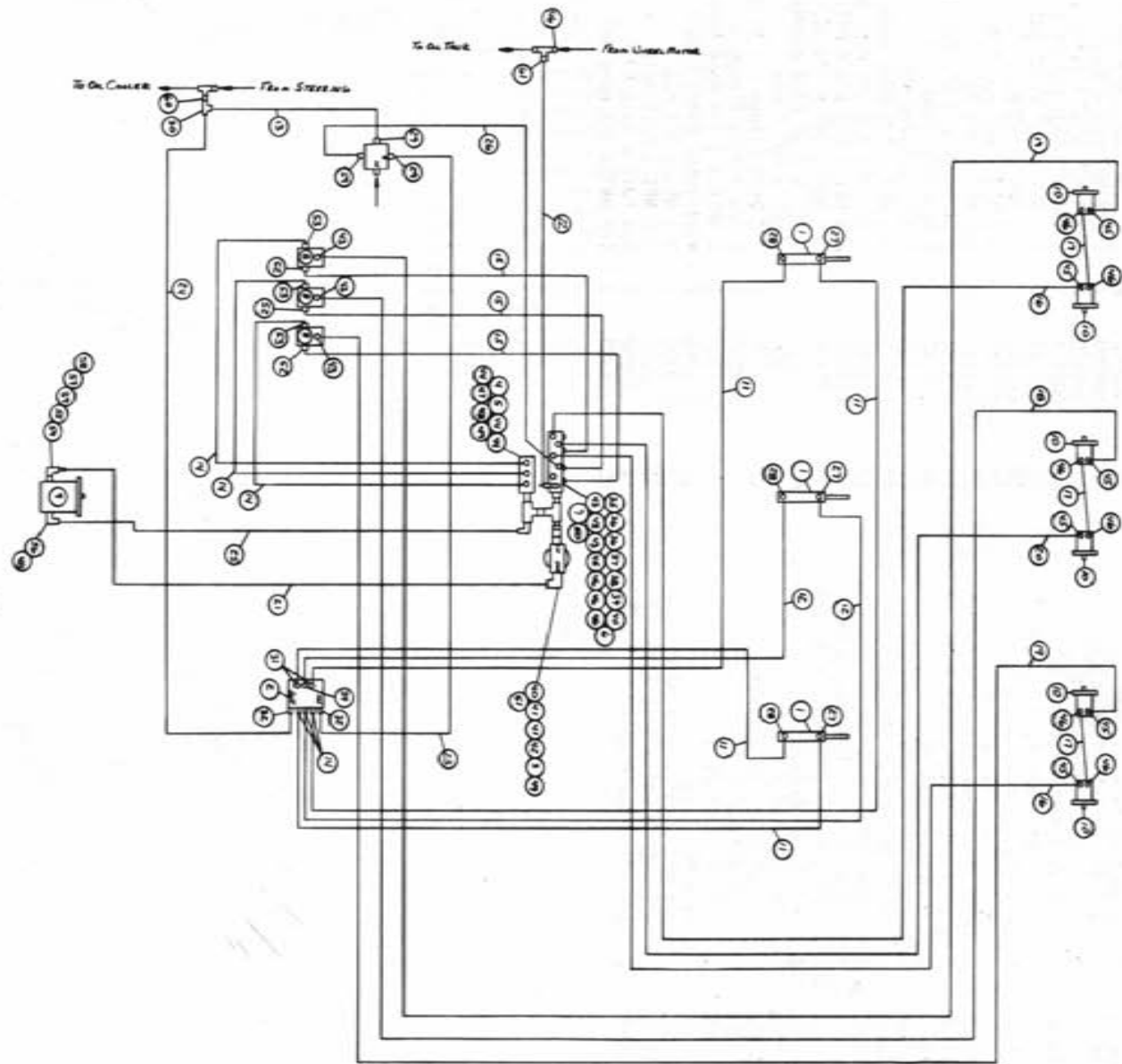
1983 8200 HYDRAULIC SCHEMATIC
 FOUR ROW TIRE PULLER WITHOUT TASSELTROL
 REFERENCE DRAWING NO.-498154

Ref.	Part No.	Req.	Description	Ref.	Part No.	Req.	Description
1	620900	2	Hydraulic Lift Cylinder	30	504210	1	3/4 NPT x 1/2 NPT Reducer Bushing
2	605601	1	Gresen Filter 10 Micron 40 GPM	31	504501	1	3/4 NPT x 90° Elbow
3	606952	1	Relief Valve 2000 PSI	32	506005	2	1/4 to 1 Reducer Bushing
4	610050	1	3 Section Flow Divider	33	506200	2	1/4 NPT Close Nipple
5	614240	1	3/4 NPT Relief Valve	34	506410	2	1/4 NPT Street Elbow
6	614566	1	Front Return Manifold	35	506701	2	1/4 NPT Side Outlet Elbow
7	606004	2	Gresen 1-Spool Valve	36	611124	5	1/2 NPT-90°-7/8 MJIC
8	610388	1	Sundstrand Gear Pump 2.04 in. 3	37	611126	3	7/8 MOR x 7/8 MJIC
9	606585	1	Cessna Three Spool Valve	38	611145	5	1/2 NPT x 90° x 3/4 MJIC
10	604005	4	Orbital Motor 10.3 in.	39	611147	8	1/2 NPT x 3/4 MJIC
11	614101	4	4C1T-6FJX-6FJX-133	40	618090	1	1 5/16 MOR x 1 NPT Adaptor
12	615401	1	6C1T-6FJX-6FJX-22	41	618178	2	1 5/16 MOR x 90° x 1 5/16 MJIC
13	614555	3	10C2AT-10FJX-10FJX-42	42	618330	2	1 NPT x 1 5/16 MOR
14	614373	2	8RLA-8FJX-8FJX-44	43	714350	1	3/4 NPT x 1/2 Hose Barb
15	614382	2	8C1T-8FJX-8FJX-40	44	715660	1	1 1/4 NPT x 1 1/4 Hose Barb
16	614581	2	10C1T-10FJX-8FJX-168	45	610305	2	3/4 NPT x 90° x 3/4 MJIC
17	614582	2	10RLA-10FJX-8FJX-198	46	618156	2	3/4 NPT x 90° x 7/8 MJIC
18	601194	1	1 1/4 2 Braid Red Hose x 93	47	505210	1	1 NPT x 3.00 Pipe Nipple
19	601223	1	1/2 1 Braid EPDM Hose x 37 1/2	48	505300	1	1 NPT x 90° Elbow
20	611204	1	4C1T-6FJX-6FJX-78	49	618176	1	1 4-Bolt Flange x 1 5/16 O-Ring
21	611260	1	4C1T-6FJX-6FJX-44	50	618550	1	1 1/4 4-Bolt Flange x 1 1/4 NPTF
22	614556	1	16C2AT-16FJX-16FJX90-114	51	714561	1	1 NPTF x 1 1/4 Hose Barb
23	615385	1	8C1T-8FJX-8FJX-29	52	610185	2	9/16 MOR Plug ^o x 9/16 MJIC
24	611122	2	1/4 NPT-90°-9/16 MJIC	53	618119	2	9/16 MOR x 90° MJIC
25	614365	2	Restrictor Elbow Assembly	54	618126	2	9/16 MOR x 9/16 MJIC
26	618011	2	3/8 NPT x 9/16 MJIC	55	618425	2	9/16 MOR x 45° x 9/16 MJIC
27	618486	1	9/16 FJIC Swivel Run Tee	56	610193	1	9/16 MJIC Bulk Head Branch Tee
28	503600	1	1/2 NPT Close Nipple	57	610300	1	3/4 NPT x 3/4 MJIC
29	503700	2	1/2 NPT Pipe Plug	58	618482	1	3/4 FJIC x 9/16 MJIC
				59	714340	1	1/2 NPT x 1/2 Hose Barb



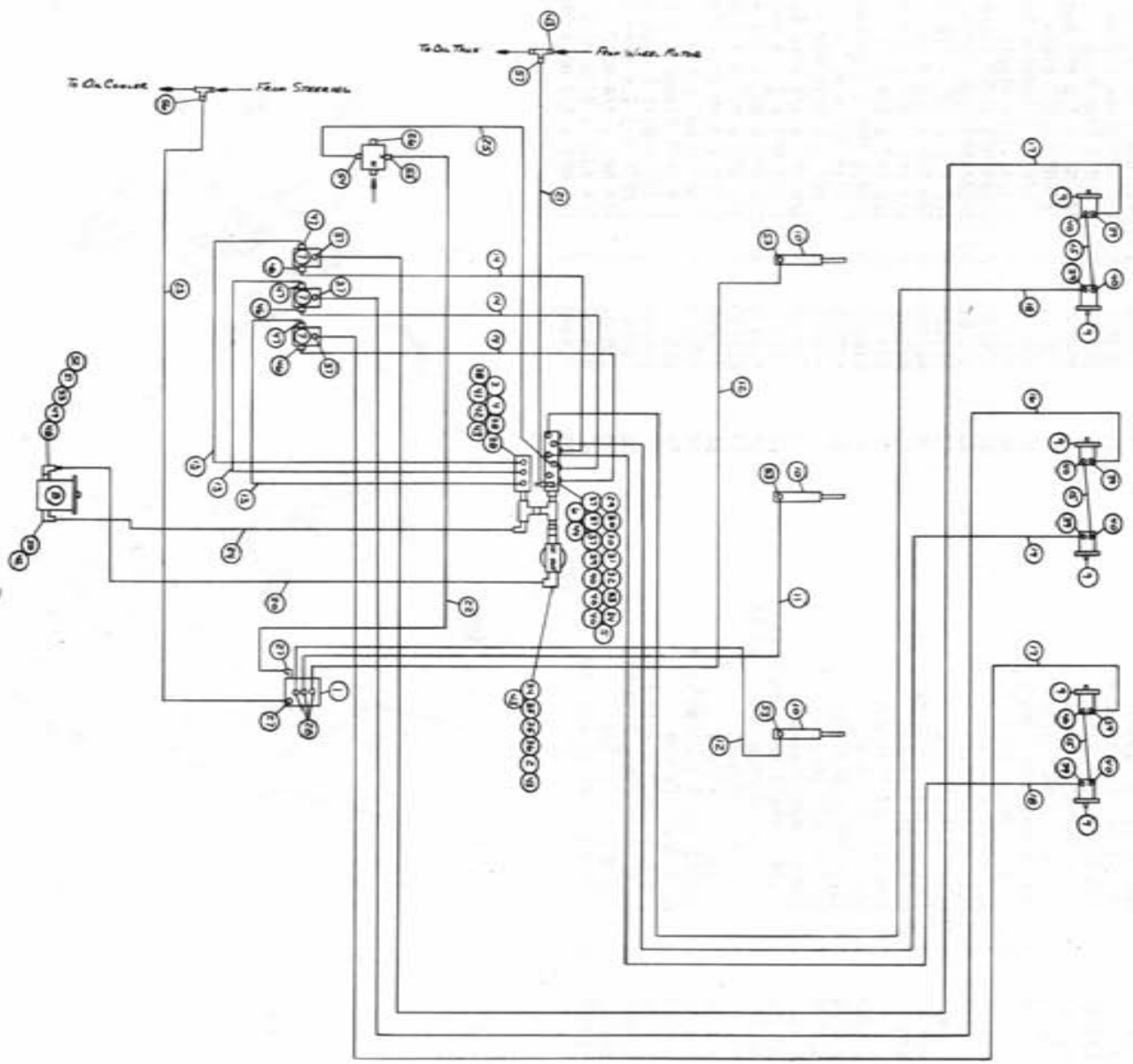
1983 8200 HYDRAULIC SCHEMATIC
 FOUR ROW TIRE PULLER WITH TASSELTRAIL
 REFERENCE DRAWING NO.-498155

Ref.	Part No.	Req.	Description	Ref.	Part No.	Req.	Description
1	610257	1	Hydraulic Stack Valve	28	503700	2	1/2 NPT Pipe Plug
2	605601	1	Gresen Filter 10 Micron 40 GPM	29	504210	1	3/4 NPT x 1/2 NPT Reducer Bushing
3	606952	1	Relief Valve 2000 PSI	30	504501	1	3/4 NPT x 90° Elbow
4	610050	1	3 Section Flow Divider	31	506005	2	1 1/4 NPT to 1 NPT Reducer Bushing
5	614240	1	3/4 NPT Relief Valve	32	506200	2	1 1/4 NPT Close Nipple
6	614566	1	Front Manifold Weldment	33	506410	2	1 1/4 NPT x 90° Street Elbow
7	606004	2	Gresen 1 Spool Valve	34	506701	1	1 1/4 NPT Side Outlet Elbow
8	610388	1	Sundstrand Gear Pump 2.04 In. 3	35	611124	5	1/2 NPT x 90° x 7/8 MJIC
9	604005	4	Orbital Motor 10.3 In.	36	611126	5	7/8 MOR x 7/8 MJIC
10	620225	2	Hydraulic Lift Cylinder	37	611145	5	1/2 NPT x 90° x 3/4 MJIC
11	614101	2	4C1T-6FJX-6FJX-133	38	611147	8	1/2 NPT x 3/4 MJIC
12	614555	3	10C2AT-10FJX-10FJX-42	39	618090	1	1 5/16 MOR x 1 NPT Adaptor
13	614373	2	8RLA-8FJX-8FJX-44	40	618178	1	1 5/16 MOR x 90° x 1 5/16 MJIC
14	614382	2	8C1T-8FJX-8FJX-40	41	618330	2	1 NPT x 1 5/16 MOR
15	614581	2	10C1T-10FJX-8FJX-168	42	714350	1	3/4 NPT x 1/2 Hose Barb
16	614582	2	10RLA-10FJX-8FJX-198	43	715660	1	1 1/4 NPT x 1 1/4 Hose Barb
17	601194	1	1 1/4" 2 Braid Red Hose x 93	44	610305	1	3/4 NPT x 90° x 3/4 MJIC
18	601223	1	1/2" 1 Braid EPDM Hose x 37 1/2	45	618156	2	3/4 NPT x 90° x 7/8 MJIC
19	611204	1	4C1T-6FJX-6FJX-78	46	505210	1	1 NPT x 3.00 Pipe Nipple
20	611260	1	4C1T-6FJX-6FJX-44	47	505300	1	1 NPT x 90° Elbow
21	614556	1	16C2AT-16FJX-16FJX90-114	48	618176	1	1 4 Bolt Flange x 1 5/16 O-Ring
22	615395	1	8C1T-8FJX-8FJX-29	49	618550	1	1 1/4 4 Bolt Flange x 1 1/4 NPT
23	502800	1	3/4 NPT Pipe Plug	50	714561	1	1 NPTF x 1 1/4 Hose Barb
24	610185	1	9/16 MOR Plug	51	614365	2	Restrictor Elbow Assembly
25	618115	2	3/4 MOR x 90° x 9/16 MJIC	52	610300	1	3/4 NPT x 3/4 MJIC
26	618119	2	9/16 MOR x 90° x 9/16 MJIC	53	618011	1	3/8 NPT x 9/16 MJIC
27	503600	1	1/2 NPT Close Nipple	54	618482	1	3/4 FJIC x 9/16 MJIC
				55	714340	1	1/2 NPT x 1/2 Hose Barb



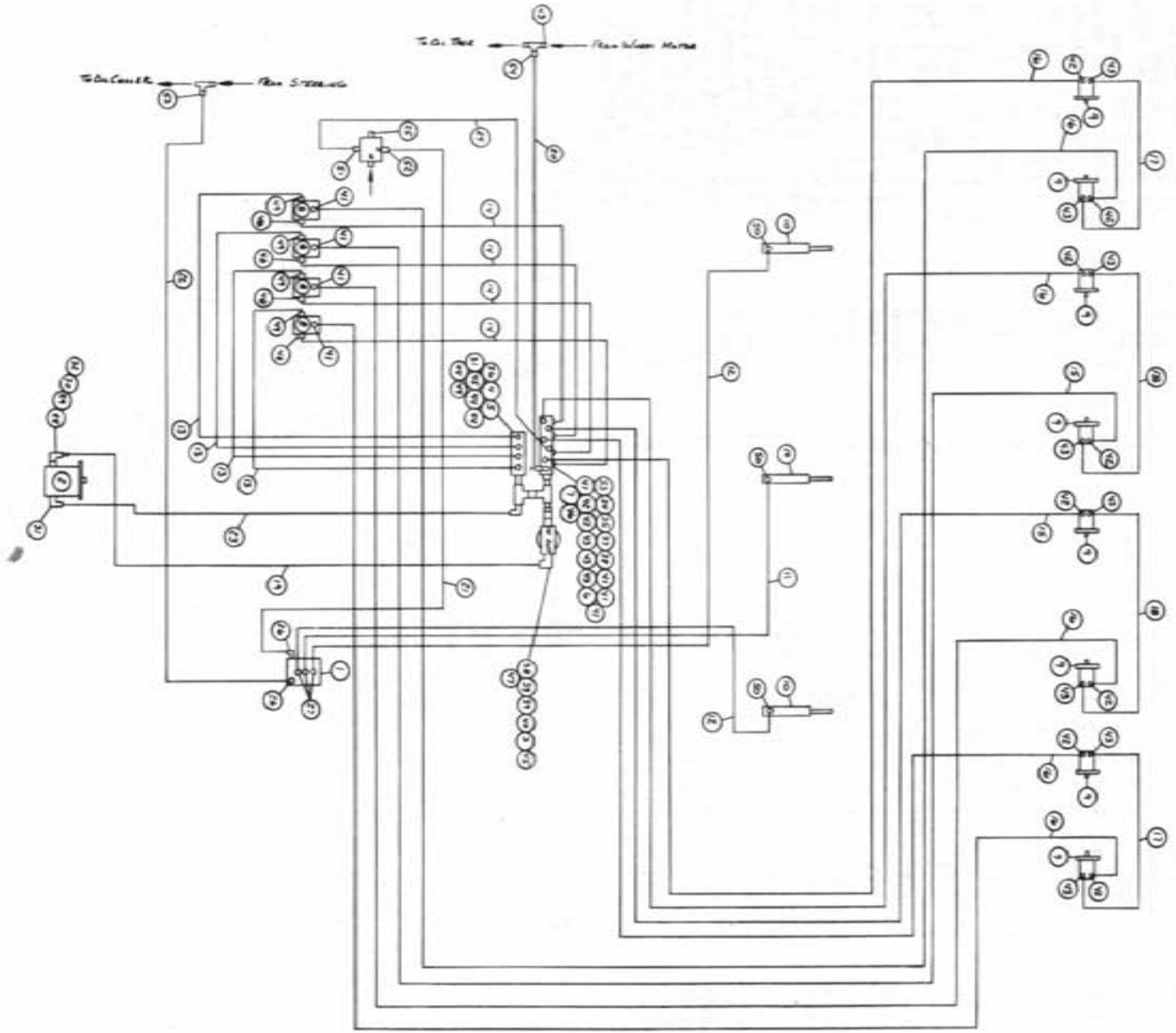
1983 8200 HYDRAULIC SCHEMATIC
 SIX ROW TIRE PULLER WITHOUT TASSELTROL
 REFERENCE DRAWING NO.-498156

Ref.	Part No.	Req.	Description	Ref.	Part No.	Req.	Description
1	620900	3	Hydraulic Lift Cylinder	31	618119	2	9/16 MOR x 90° x 9/16 MJIC
2	606585	1	Cassna Three Spool Valve	32	618126	2	9/16 MOR x 9/16 MJIC
3	605601	1	Gresen Filter 10 Micron 40 GPM	33	618425	3	9/16 MOR x 45° x 9/16 MJIC
4	606952	1	Relief Valve 2000PSI	34	618440	1	9/16 MOR x 90° x 9/16 MJIC
5	610050	1	3 Section Flow Divider	35	503600	1	1/2 NPT Close Nipple
6	614240	1	3/4 NPT Relief Valve	36	503700	2	1/2 NPT Pipe Plug
7	614566	1	Front Return Manifold	37	504210	1	3/4 NPT x 1/2 NPT Reducer Bushing
8	606004	3	Gresen 1-Spool Valve	38	504501	1	3/4 NPT x 90° Elbow
9	610388	1	Sundstrand Gear Pump 2.304 in. ³	39	506005	2	1 1/4 to 1 Reducer Bushing
10	604005	6	Orbital Motor 10.3 in.	40	506200	2	1 1/4 Close Nipple
11	611212	4	4C1T-6FJX-6FJX-164	41	506410	2	1 1/4 NPT x 90° Street Elbow
12	614077	2	4C1T-6FJX-6FJX-88	42	506701	1	1 1/4 NPT Side Outlet Elbow
13	615401	1	6C1T-6FJX-8FJX-22	43	611124	6	7/8 MOR x 90° x 7/8 MJIC
14	614555	3	10C2AT-10FJX-10FJX-42	44	611126	3	7/8 MOR x 7/8 MJIC
15	614373	3	8RLA-8FJX-8FJX-44	45	611145	7	1/2 NPT x 90° x 3/4 MJIC
16	614578	2	10RLA-10FJX-8FJX-200	46	611147	10	1/2 NPT x 3/4 MJIC
17	614382	3	8C1T-8FJX-8FJX-40	47	618090	1	1 5/16 MOR x 1 NPT Adaptor
18	614579	1	10C1T-10FJX-8FJX-100	48	618178	2	1 5/16 MOR x 90° x 1 5/16 MJIC
19	614577	2	10C1T-10FJX-10FJX-200	49	618330	2	1 NPT x 1 5/16 MOR
20	614580	1	10RLA-10FJX-8FJX-100	50	714350	1	3/4 NPT x 1/2 Hose Barb
21	601194	1	1 1/4 2 Braid Red Hose x 93	51	715660	1	1 1/4 NPT x 1 1/4 Hose Barb
22	601223	1	1/2 1 Braid EPDM Hose x 37 1/2	52	610305	3	3/4 NPT x 90° x 3/4 MJIC
23	611204	1	4C1T-6FJX-6FJX-78	53	618156	3	3/4 NPT x 90° x 7/8 MJIC
24	611260	1	4C1T-6FJX-6FJX-44	54	505210	1	1 NPT x 3.00 Pipe Nipple
25	614556	1	16C2AT-16FJX-16FJX90° -114	55	505300	1	1 NPT x 90° Elbow
26	615385	1	8C1T-8FJX-8FJX-29	56	618176	1	1 4-Boit Flange x 1 5/16 O-Ring
27	611122	3	1/4 NPT x 90° x 9/16 MJIC	57	618550	1	1 1/4 4-Boit Flange x 1 1/4 NPTF
28	614365	3	Restrictor Elbow Assembly	58	714561	1	1 NPTF x 1 1/4 Hose Barb
29	618011	2	3/8 NPT x 9/16 MJIC	59	610300	1	3/4 NPT x 3/4 MJIC
30	618486	1	9/16 FJIC Swivel Run Tee	60	618482	1	3/4 FJIC x 9/16 MJIC
				61	714340	1	1/2 NPT x 1/2 Hose Barb



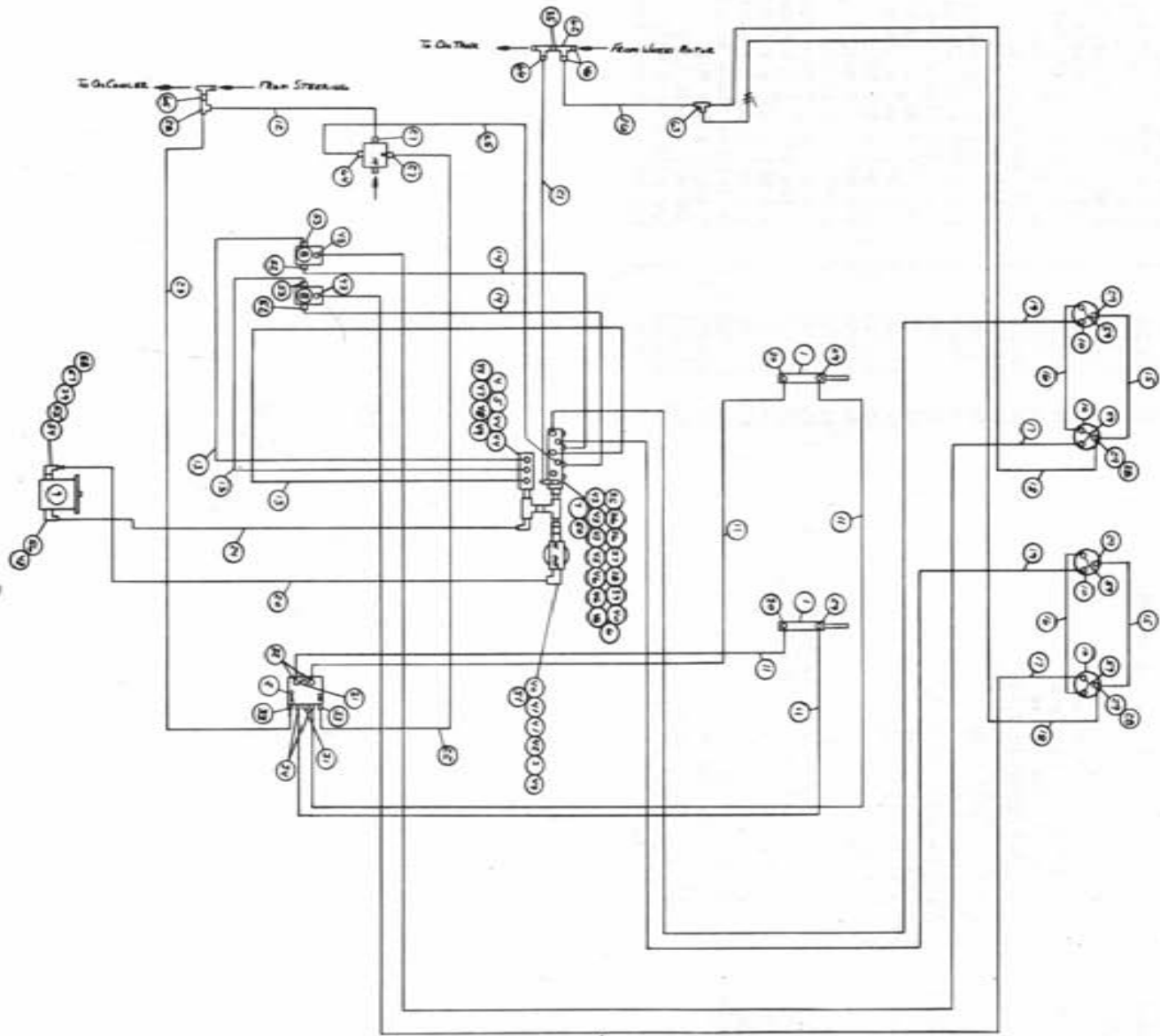
1983 8200 HYDRAULIC SCHEMATIC
 SIX ROW TIRE PULLER WITH TASSELTRAIL
 REFERENCE DRAWING NO. -498157

Ref.	Part No.	Req.	Description	Ref.	Part No.	Req.	Description
1	610257	1	Hydraulic Stack Valve	29	503600	1	1/2 NPT Close Nipple
2	605601	1	Gresen Filter 10 Micron 40 GPM	30	503700	2	1/2 NPT Pipe Plug
3	606952	1	Relief Valve 2000 PSI	31	504210	1	3/4 NPT x 1/2 NPT Reducer Bushing
4	610050	1	3 Section Flow Divider	32	504501	1	3/4 NPT x 90° Elbow
5	614240	1	3/4 NPT Relief Valve	33	506605	2	1 1/4 NPT x 1 NPT Reducer Bushing
6	614566	1	Front Return Manifold	34	506200	2	1 1/4 NPT Close Nipple
7	606004	3	Gresen 1 Spool Valve	35	506410	2	1 1/4 NPT x 90° Street Elbow
8	610388	3	Sundstrand Gear Pump 2.04 In. 3	36	506701	1	1 1/4 NPT Side Outlet Elbow
9	604005	6	Orbital Motor 10.3 In.	37	611124	6	1/2 NPT x 90° x 7/8 MJIC
10	620225	3	Hydraulic Lift Cylinder	38	611126	3	7/8 MOR x 7/8 MJIC
11	614077	1	4C1T-6FJX-6FJX-88	39	611145	7	1/2 NPT x 90° x 3/4 MJIC
12	614101	2	4C1T-6FJX-6FJX-133	40	611147	10	1/2 NPT x 3/4 MJIC
13	614555	3	10C2AT-10FJX-10FJX-42	41	618090	1	1 5/16 MOR x 1 NPT Adaptor
14	614373	3	8RLA-8FJX-8FJX-44	42	618178	2	1 5/16 MOR x 90° x 1 5/16 MJIC
15	614382	3	8C1T-8FJX-8FJX-40	43	618330	2	1 NPT x 1 5/16 MOR
16	614579	1	10C1T-10FJX-8FJX-100	44	714350	1	3/4 NPT x 1/2 Hose Barb
17	614577	2	10C1T-10FJX-10FJX-200	45	715660	1	1 1/4 NPT x 1 1/4 Hose Barb
18	614578	2	10RLA-10FJX-8FJX-200	46	610305	3	3/4 NPT x 90° x 3/4 MJIC
19	614580	1	10RLA-10FJX-8FJX-100	47	618156	3	3/4 NPT x 90° x 7/8 MJIC
20	601194	1	1 1/4 2 Braided Red Hose x 93	48	505210	1	1 NPT x 3.00 Pipe Nipple
21	601223	1	1/2 1 Braided EPDM Hose x 37 1/2	49	505300	1	1 NPT x 90° Elbow
22	611204	1	4C1T-6FJX-6FJX-78	50	618176	1	1 4-Bolt Flange x 1 5/16 O-Ring
23	611260	1	4C1T-6FJX-6FJX-44	51	618550	1	1 1/4 4-Bolt Flange x 1 1/4 NPTF
24	614556	1	16C2AT-16FJX-16FJX90° -114	52	714561	1	1 NPT x 1 1/4 Hose Barb
25	615385	1	8C1T-8FJX-8FJX-29	53	614365	3	Restrictor Elbow Assembly
26	502800	1	3/8 NPT Pipe Plug	54	610300	1	3/4 NPT x 3/4 MJIC
27	618115	2	3/4 MOR-90°-9/16 MJIC	55	618011	1	3/8 NPT x 9/16 MJIC
28	618119	3	9/16 MOR-90°-9/16 MJIC	56	618482	1	3/4 FJIC x 9/16 MJIC
				57	714340	1	1/2 NPT x 1/2 Hose Barb



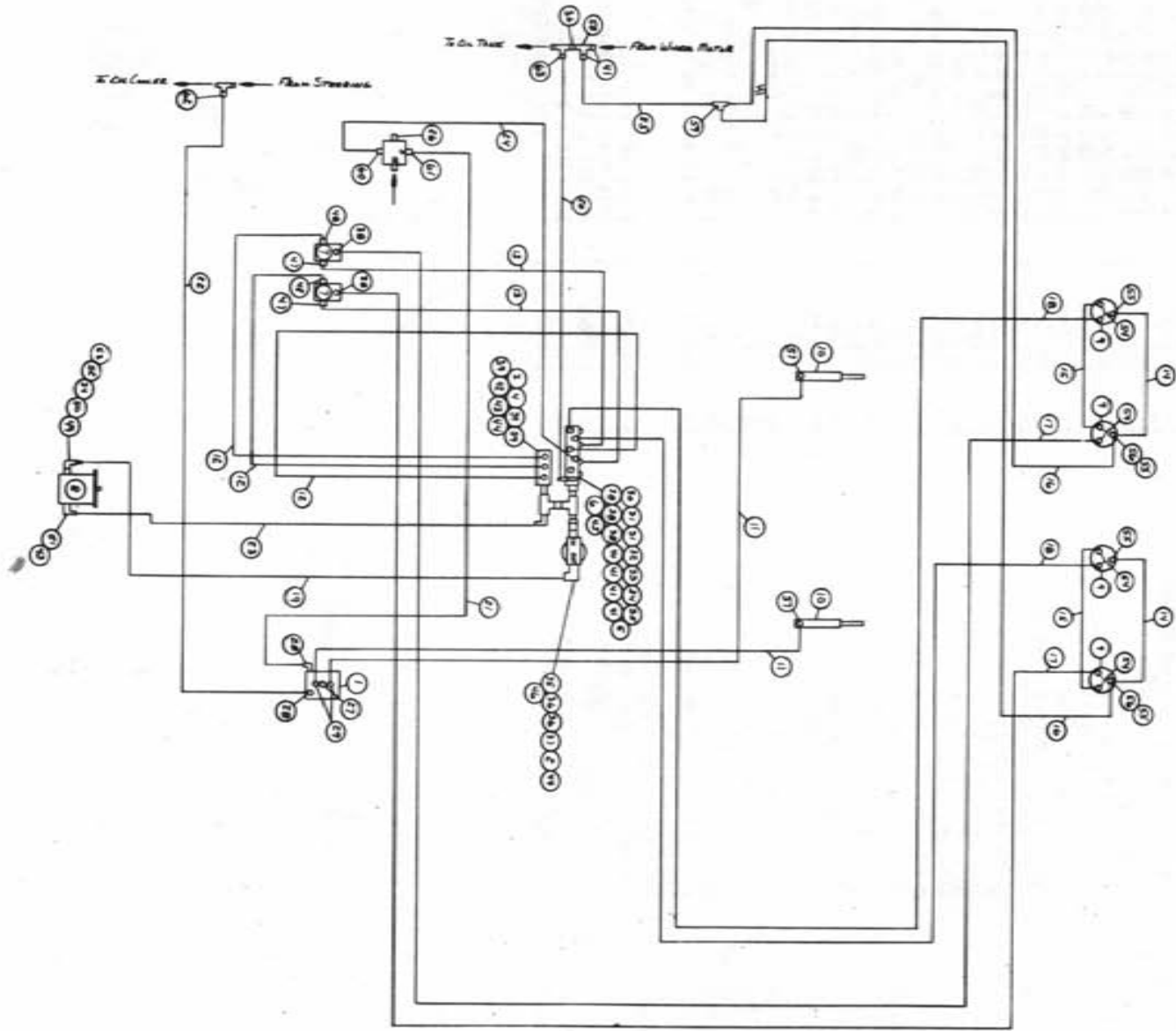
1984 8200 HYDRAULIC SCHEMATIC
EIGHT ROW TIRE PULLER WITH TASSEL TROL
REFERENCE DRAWING NO. -498158

Ref.	Part No.	Req.	Description	Ref.	Part No.	Req.	Description
1	610257	1	Hydraulic Stack Valve	28	505210	1	1 NPT x 3.00 Pipe Nipple
2	606499	1	Large Cessna Pump	29	505300	1	1 NPT x 90° Elbow
3	605601	1	Green Filter 10 Micron 40 GPM	30	618090	1	1 5/16 MOR x 1 NPT Adaptor
4	606952	1	Relief Valve 2000 PSI	31	618178	2	1 5/16 MOR x 90° x 1 5/16 MJIC
5	610389	1	4 Section Flow Divider	32	714561	3	1 NPTF x 1 1/4 Hose Barb
6	614240	1	3/4 NPT Relief Valve	33	503600	1	1/2 NPT Close Nipple
7	614566	1	Front Return Manifold	34	504210	1	3/4 NPT x 1/2 NPT Reducer Bushing
8	606004	4	Gresen 1 Spool Valve	35	504501	1	3/4 NPT x 90° Elbow
9	604005	8	Orbital Motor 10.3 in. 3	36	505102	1	1.00 NPT Pipe Plug
10	620225	3	Hydraulic Lift Cylinder	37	506005	1	1 1/4 NPT to 1 NPT Reducer Bushing
11	614077	1	4CIT-6FJX-6FJX-88	38	506200	2	1 1/4 NPT Close Nipple
12	614101	2	4CIT-6FJX-6FJX-133	39	506410	2	1 1/4 NPT x 90° Street Elbow
13	614555	4	10C2AT-10FJX-10FJX-42	40	506701	1	1 1/4 NPT Side Outlet Elbow
14	614373	4	8RLA-8FJX-8FJX-44	41	611124	8	1/2 NPT x 90° x 3/4 MJIC
15	614563	2	8CIT-8FJX-10FJX-150	42	611145	9	1/2 NPT x 90° x 3/4 MJIC
16	614569	6	8CIT-8FJX-10FJX-230	43	611147	13	1/2 NPT x 3/4 MJIC
17	614382	2	8CIT-8FJX-8FJX-40	44	618059	4	3/4 NPT x 7/8 MJIC
18	614384	2	8CIT-8FJX-8FJX-237	45	618330	2	1 NPT x 1 5/16 MOR
19	601194	1	1 1/4" 2 Braid Red Hose x 93	46	714350	1	3/4 NPT x 1/2 Hose Barb
20	601223	1	1/2" 1 Braid EPDM Hose x 37 1/2	47	715660	1	1 1/4 NPT x 1 1/4 Hose Barb
21	611204	1	4CIT-6FJX-6FJX-78	48	610305	4	3/4 NPT x 90° x 3/4 MJIC
22	611260	1	4CIT-6FJX-6FJX-44	49	618156	4	3/4 NPT x 90° x 7/8 MJIC
23	614556	1	16C2AT-16FJX-16FJX90-114	50	614365	3	Restrictor Elbow Assembly
24	615385	1	8CIT-8FJX-8FJX-29	51	610300	1	3/4 NPT x 3/4 MJIC
25	502800	1	3/8 NPT Pipe Plug	52	618011	1	3/8 NPT x 9/16 MJIC
26	618115	2	3/4 MOR x 90° x 9/16 MJIC	53	618482	1	3/4 FJIC x 9/16 MJIC
27	618119	3	9/16 MOR x 90° x 9/16 MJIC	54	714340	1	1/2 NPT x 1/2 Hose Barb



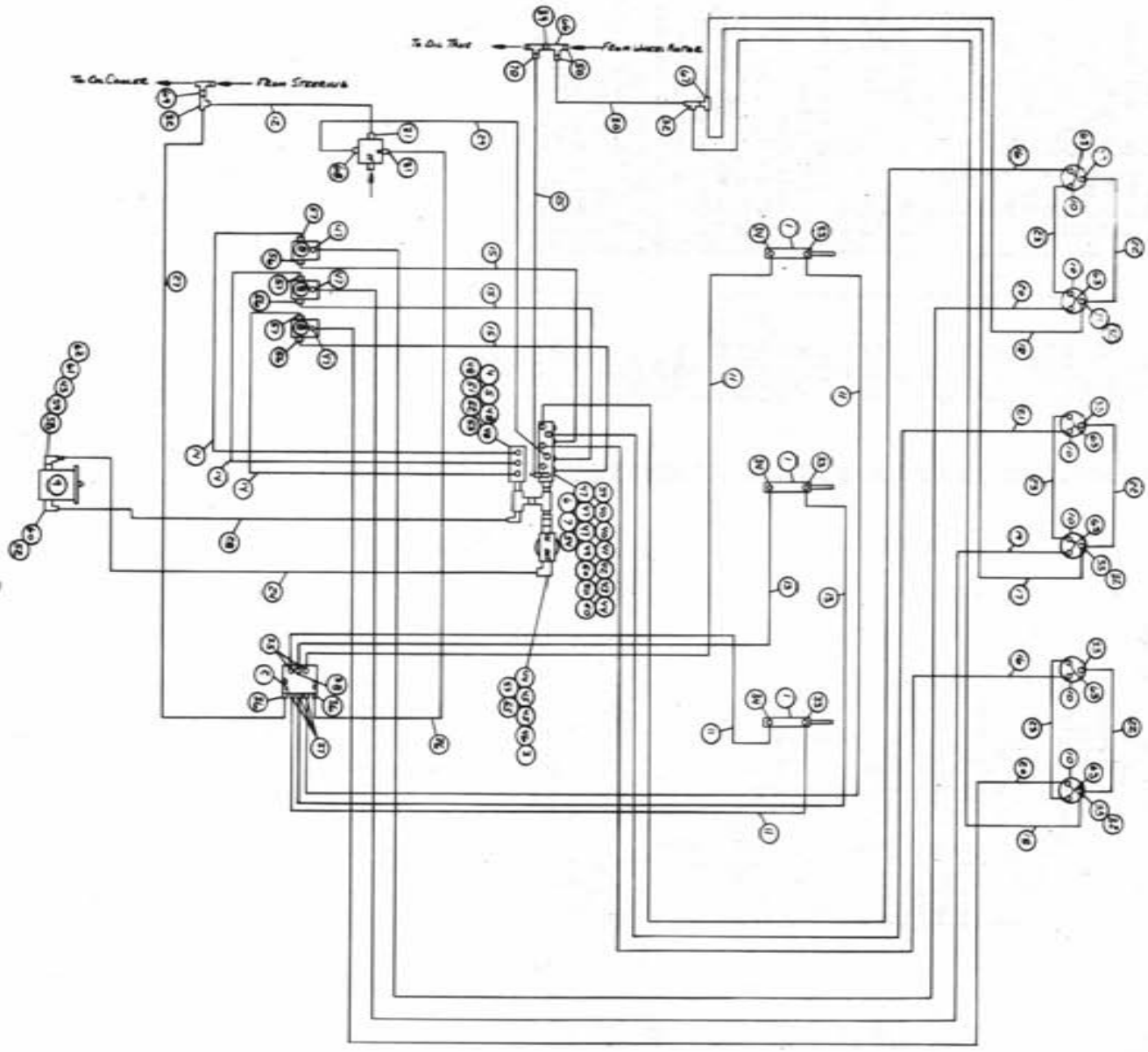
1984 8200 HYDRAULIC SCHEMATIC
 FOUR ROW CUTTER WITHOUT TASSELTRAIL
 REFERENCE DRAWING NO. - 498159

Ref.	Part No.	Req.	Description	Ref.	Part No.	Req.	Description
1	620900	2	Hydraulic Lift Cylinder	34	618425	2	9/16 MOR x 45° x 9/16 MJIC
2	606585	1	Cessna Three Spool Valve	35	503600	2	1/2 NPT Close Nipple
3	605601	1	Gresen Filter 10 Micron 40 GPM	36	503700	2	1/2 NPT Pipe Plug
4	606952	1	Relief Valve 2000 PSI	37	504210	1	3/4 NPT x 1/2 NPT Reducer Bushing
5	610050	1	3-Section Flow Divider	38	504501	1	3/4 NPT x 90° Elbow
6	614240	1	3/4 Relief Valve	39	506005	2	1/4 NPT x 1 NPT Reducer Bushing
7	614566	1	Front Return Manifold	40	506200	2	1/4 NPT Close Nipple
8	606004	2	Gresen 1-Spool Valve	41	506410	2	1/4 NPT x 90° Street Elbow
9	610388	1	Sundstrand Gear Pump 2.04 in. ³	42	506701	1	1/4 Side Outlet Elbow
10	610429	4	Cross Hydraulic Motor	43	611124	5	1/2 NPT x 90° x 7/8 MJIC
11	614101	4	4C1T-6FJX-6FJX-133	44	611126	3	7/8 MOR x 7/8 MJIC
12	615401	1	6C1T-6FJX-6FJX-22	45	611145	1	1/2 NPT x 90° x 3/4 MJIC
13	614555	3	10C2A-10 FJX-10FJX-42	46	611147	5	1/2 NPT x 3/4 MJIC
14	614373	2	8RLA-8FJX-8FJX-44	47	618090	1	1 5/16 MOR x 1 NPT Adapter
15	611206	2	4C1T-6FJX-6FJX-66	48	618178	2	1 5/16 MOR x 90° x 1 5/16 MJIC
16	614368	2	8C1T-8FJX-8FJX-60	49	618330	2	1 NPT x 1 5/16 MOR
17	614581	2	10C1T-10FJX-8FJX-168	50	714350	1	3/4 NPT x 1/2 Hose Barb
18	611210	2	4C1T-6FJX-6FJX-156	51	715660	1	1 1/4 NPT 1 1/4 Hose Barb
19	614582	2	10RLA-10FJX-8FJX-198	52	610305	2	3/4 NPT x 90° x 3/4 MJIC
20	601194	1	1 1/4" 2 Braid Red Hose - 93	53	618156	2	3/4 NPT x 90° x 7/8 MJIC
21	601223	1	1/2" 1 Braid EPDM Hose - 37 1/2	54	505210	1	1 NPT x 3.00 Pipe Nipple
22	611204	1	4C1T-6FJX-6FJX-78	55	505300	1	1 NPT x 90° Elbow
23	611260	1	4C1T-6FJX-6FJX-44	56	618176	1	1" 4-Bolt Flange x 1 5/16 O-Ring
24	614556	1	16C2AT-16FJX-16FJX90-114	57	618550	1	1 1/4" 4-Bolt Flange x 1 1/4 NPTF
25	615385	1	8C1T-8FJX-8FJX-29	58	714561	1	1 NPT x 1 1/4 Hose Barb
26	615473	1	6C1T-6FJX-8FJX-18	59	618474	8	1 1/16 MOR x 90° x 3/4 MJIC
27	618011	2	3/8 NPT x 9/16 MJIC				
28	618486	3	9/16 FUIC Swivel Run Tee	62	503820	1	1 1/2 NPT Pipe Tee
29	611122	6	1/4 NPT x 90° x 9/16 MJIC	63	610193	1	9/16 MJIC Bulk Head Branch Tee
30	614365	2	Restrictor Elbow Assembly	64	610300	1	3/4 NPT x 3/4 MJIC
31	610185	2	9/16 MOR Plug	65	618482	1	3/4 FUIC x 9/16 MJIC
32	618119	2	9/16 MOR x 90° x 9/16 MJIC	66	714340	1	1/2 NPT x 1/2 Hose Barb
33	618126	2	9/16 MOR x 9/16 MJIC				



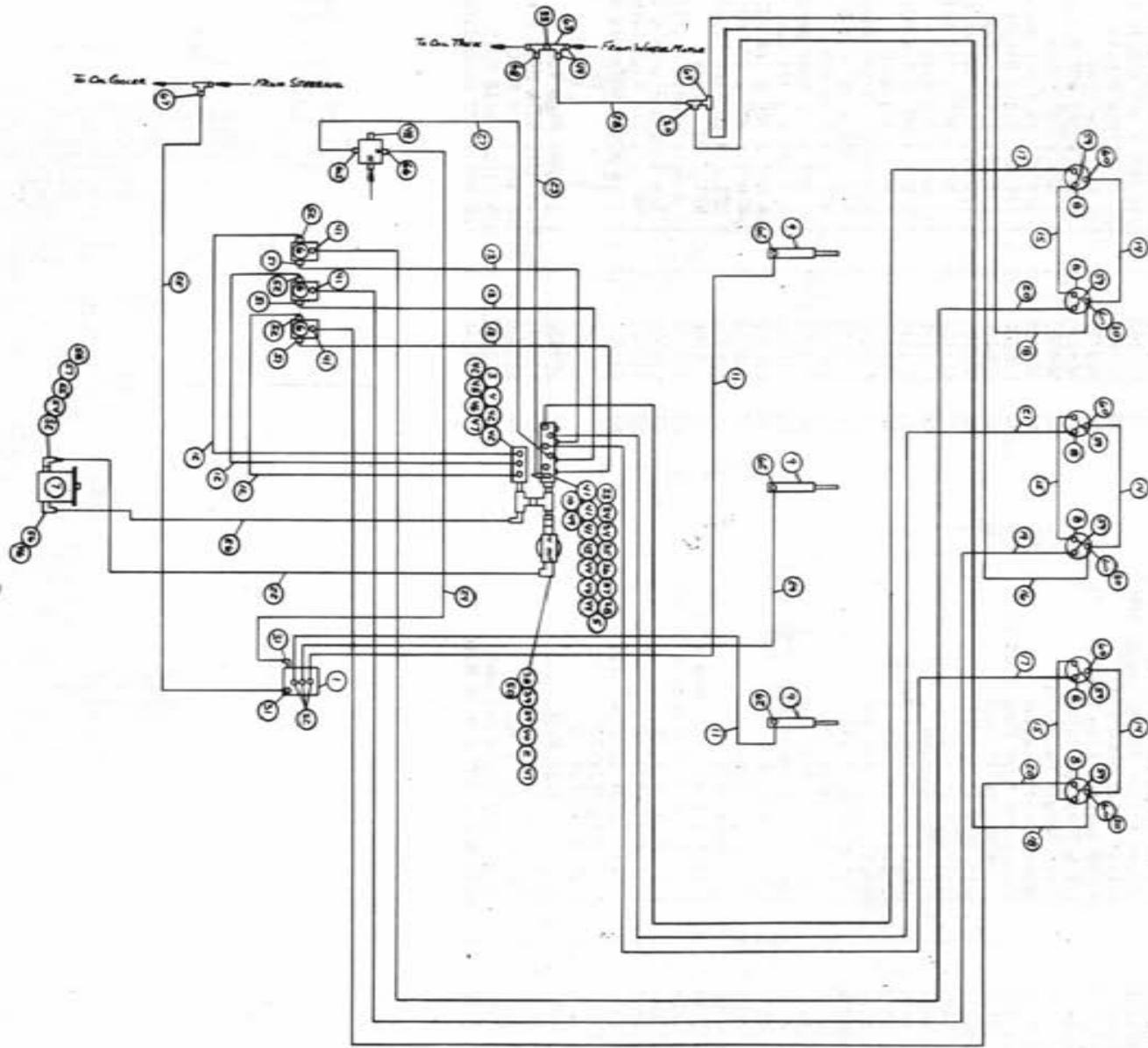
1984 8200 HYDRAULIC SCHEMATIC
 FOUR ROW CUTTER WITH TASSELLTROL
 REFERENCE DRAWING NO.-498160

Ref.	Part No.	Req.	Description	Ref.	Part No.	Req.	Description
1	610257	1	Hydraulic Stack Valve	32	504210	1	3/4 NPT x 1/2 NPT Reducer Bushing
2	605601	1	Gresen Filter 10 Micron 40 GPM	33	504501	1	3/4 NPT x 90° Elbow
3	606952	1	Relief Valve 2000 PSI	34	506005	2	1/4 NPT to 1 NPT Reducer Bushing
4	610050	1	Section Flow Divider	35	506200	2	1/4 NPT Close Nipple
5	614240	1	3/4 NPT Relief Valve	36	506410	2	1/4 NPT x 90° Street Elbow
6	614566	1	Front Return Manifold	37	506701	2	1/4 NPT Side Outlet Elbow
7	606004	2	Gresen 1-Spool Valve	38	611124	5	1/2 NPT x 90° x 7/8 MJIC
8	610388	1	Sundstrand Gear Pump 2.04 in. ³	39	611126	3	7/8 MOR x 7/8 MJIC
9	610429	4	Cross Hydraulic Motor	40	611145	1	1/2 NPT x 90° x 3/4 MJIC
10	620225	2	Hydraulic Lift Cylinder	41	611147	5	1/2 NPT x 3/4 MJIC
11	614101	2	4C1T-6FJX-6FJX-133	42	618090	1	1 5/16 MOR x 1 NPT Adaptor
12	614555	3	10C2AT-10FJX-10FJX-42	43	618178	2	1 5/16 MOR x 90° x 1 5/16 MJIC
13	614373	2	8RLA-8FJX-8FJX-44	44	618330	2	1 NPT x 1 5/16 MOR
14	611206	2	4C1T-6FJX-6FJX-66	45	714350	1	3/4 NPT x 1/2 Hose Barb
15	614368	2	8C1T-8FJX-8FJX-60	46	715660	1	1 1/4 NPT x 1 1/4 Hose Barb
16	611210	2	4C1T-6FJX-6FJX-156	47	610305	1	3/4 NPT x 90° x 3/4 MJIC
17	614581	2	10C1T-10FJX-8FJX-168	48	618156	2	3/4 NPT x 90° x 7/8 MJIC
18	614582	2	10RLA-10FJX-8FJX-198	49	505210	1	1 NPT x 3.00 Pipe Nipple
19	601194	1	1 1/4" 2 Braid Hose x 93	50	505300	1	1 NPT x 90° Elbow
20	601223	1	1/2" 1 Braid EPDM Hose x 37 1/2	51	618176	1	1" 4-Bolt Flange x 1 5/16 O-Ring
21	611204	1	4C1T-6FJX-6FJX-78	52	618550	1	1 1/4" 4-Bolt Flange x 1 1/4 NPTF
22	611260	1	4C1T-6FJX-6FJX-44	53	714561	1	1 NPTF x 1 1/4 Hose Barb
23	614556	1	16C2AT-16FJX-16FJX90°-114	54	618474	8	1 1/16 MOR x 90° x 3/4 MJIC
24	615385	1	8C1T-8FJX-8FJX-29	55	611122	4	1/4 NPT x 90° x 9/16 MJIC
25	615473	1	6C1T-6FJX-8FJX-18	56	618486	2	9/16 FJIC Swiv Run Tee
26	502800	1	3/8 NPT Pipe Plug	57	614365	2	Restrictor Elbow Assembly
27	610185	1	9/16 MOR Plug	58	503820	1	1 1/2 NPT Pipe Tee
28	618115	2	3/4 MOR x 90° x 9/16 MJIC	59	610193	1	9/16 MJIC Bulk Head Branch Tee
29	618119	2	9/16 MOR x 90° x 9/16 MJIC	60	610300	1	3/4 NPT x 3/4 MJIC
30	503600	2	1/2 NPT Close Nipple	61	618011	1	3/8 NPT x 9/16 MJIC
31	503700	2	1/2 NPT Pipe Plug	62	618482	1	3/4 FJIC x 9/16 FJIC
				63	714340	1	1/2 NPT x 1/2 Hose Barb



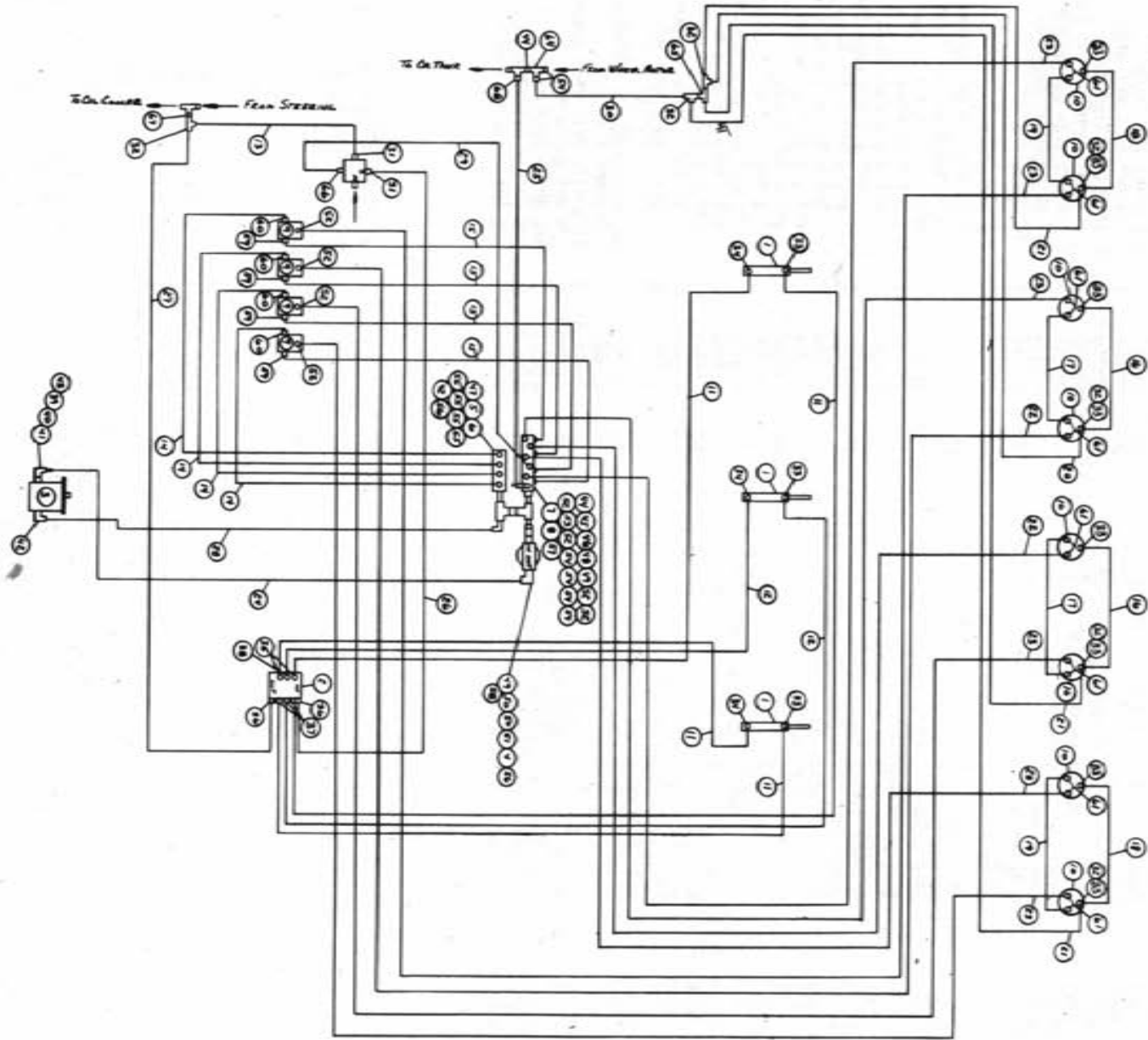
1984 8200 HYDRAULIC SCHEMATIC
 SIX ROW CUTTER WITHOUT TASSEL/TROL
 REFERENCE DRAWING NO.-498161

Ref.	Part No.	Req.	Description	Ref.	Part No.	Req.	Description
1	620900	3	Hydraulic Lift Cylinder	36	618126	2	9/16 MOR x 9/16 MJIC
2	606585	1	Cessna Three Spool Valve	37	618425	3	9/16 MOR x 45° x 9/16 MJIC
3	606601	1	Gresen Filter 10 Micron 40 GPM	38	618440	1	9/16 MOR x 90° x 9/16 MJIC
4	606952	1	Relief Valve 2000 PSI	39	503600	2	1/2 NPT Close Nipple
5	610050	1	Three Section Flow Divider	40	503700	2	1/2 NPT Pipe Plug
6	614240	1	3/4 NPT Relief Valve	41	504210	1	3/4 NPT x 1/2 NPT Reducer Bushing
7	614566	1	Front Return Manifold	42	504501	1	3/4 NPT x 90° Elbow
8	606004	3	Gresen 1-Spool Valve	43	506005	2	1 1/4 NPT to 1 NPT Reducer Bushing
9	610388	1	Sundstrand Gear Pump 2.04 In. ³	44	506200	2	1 1/4 NPT Close Nipple
10	610429	6	Cross Hydraulic Motor	45	506410	2	1 1/4 NPT x 90° Street Elbow
11	611212	4	4C1T-6FJX-6FJX-164	46	506701	1	1 1/4 NPT Side Outlet Elbow
12	615401	1	6C1T-6FJX-6FJX-22	47	611124	6	1/2 NPT x 90° x 7/8 MJIC
13	614077	2	4C1T-6FJX-6FJX-88	48	611126	3	7/8 MOR x 7/8 MJIC
14	614555	3	10C2AT-10FJX-10FJX-42	49	611145	3	1/2 NPT x 90° x 3/4 MJIC
15	614373	3	8RLA-8FJX-8FJX-44	50	611147	5	1/2 NPT x 3/4 MJIC
16	614578	2	10RLA-10FJX-8FJX-200	51	618090	1	1 5/16 MOR x 1 NPT Adaptor
17	614076	2	4C1T-6FJX-6FJX-119	52	618178	2	1 5/16 MOR x 90° x 1 5/16 MJIC
18	614158	2	4C1T-6FJX-6FJX-199	53	618330	2	1 NPT x 1 5/16 MOR
19	614579	1	10C1T-10FJX-8FJX-100	54	714350	1	3/4 NPT x 1/2 Hose Barb
20	614577	2	10C1T-10FJX-10FJX-200	55	715660	1	1 1/4 NPT x 1 1/4 Hose Barb
21	614580	1	10RLA-10FJX-8FJX	56	610305	3	3/4 NPT x 90° x 3/4 MJIC
22	611206	3	4C1T-6FJX-6FJX-66	57	618156	3	3/4 NPT x 90° x 7/8 MJIC
23	614368	3	8C1T-8FJX-8FJX-60	58	505210	1	1 NPT x 3.00 Pipe Nipple
24	601194	1	1 1/4" 2 Braid Red Hose x 93	59	505300	1	1 NPT x 90° Elbow
25	601223	1	1/2" 1 Braid EPDM Hose x 37 1/2	60	618176	1	1" 4-Bolt Flange x 1 5/16 O-Ring
26	611204	1	4C1T-6FJX-6FJX-78	61	618560	1	1 1/4 4-Bolt Flange x 1 1/4 NPTF
27	611260	1	4C1T-6FJX-6FJX-44	62	714561	1	1 NPT x 1 1/4 Hose Barb
28	614556	1	16C2AT-16FJX-16FJX90°-114	63	618474	12	1 1/16 MOR x 90° x 3/4 MJIC
29	615385	1	8C1T-8FJX-8FJX-29				
30	615473	1	6C1T-6FJX-8FJX-18				
31	618011	2	3/8 NPT x 9/16 MJIC	66	503820	1	1 1/2 NPT Pipe Tee
32	618486	5	9/16 FJIC Swivel Run Tee	67	610193	1	9/16 MJIC Bulk Head Branch Tee
33	611122	9	1/4 NPT x 90° x MJIC	68	610300	1	3/4 NPT x 3/4 MJIC
34	614365	3	Restrictor Elbow Assembly	69	618482	1	3/4 FJIC x 9/16 MJIC
35	618119	2	9/16 MOR x 90° x 9/16 MJIC	70	714340	1	1/2 NPT x 1/2 Hose Barb



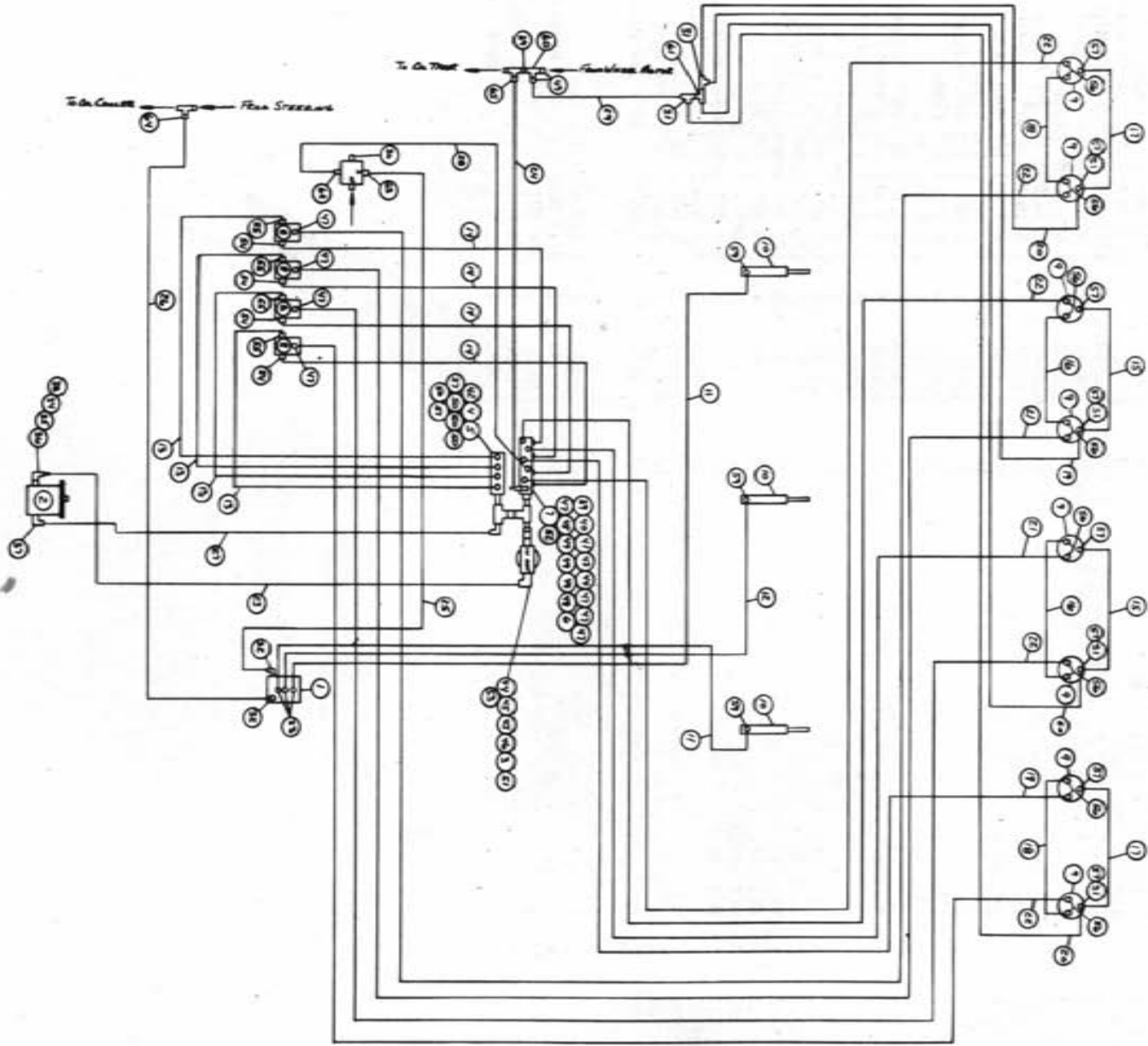
1984 8200 HYDRAULIC SCHEMATIC
 SIX ROW CUTTER WITH TASSELLTROL
 REFERENCE DRAWING NO.-498162

Ref.	Part No.	Req.	Description	Ref.	Part No.	Req.	Description
1	610257	1	Hydraulic Stalk Valve	35	504210	1	3/4 NPT x 1/2 NPT Reducer Bushing
2	605601	1	Gresen Filter 10 Micron 40 GPM	36	504501	1	3/4 NPT x 90° Elbow
3	606952	1	Relief Valve 2000 PSI	37	506005	1	1/4 NPT to 1 NPT Reducer Bushing
4	610050	1	3-Section Flow Divider	38	506200	2	1 1/4 Close Nipple
5	614240	1	3/4 NPT Relief Valve	39	506410	2	1 1/4 NPT x 90° Street Elbow
6	606004	3	Gresen 1-Spool Valve	40	506701	1	1 1/4 NPT Side Outlet Elbow
7	610388	1	Sundstrand Gear Pump 2.04 in. ³	41	611124	6	1/2 NPT x 90° x 7/8 MJIC
8	610429	6	Cross Hydraulic Motor	42	611126	3	7/8 MOR x 7/8 MJIC
9	620225	3	Hydraulic Lift Cylinder	43	611145	1	1/2 NPT x 90° x 3/4 MJIC
10	614566	3	Front Return Manifold	44	611147	5	1/2 NPT x 3/4 MJIC
11	614101	2	4C1T-6FJX-6FJX-133	45	618090	1	1 5/16 MOR x 1 NPT Adaptor
12	614555	3	10C2AT-10FJX-10FJX-42	46	618178	2	1 5/16 MOR x 90° x 1 5/16 MJIC
13	614373	3	8RLA-8FJX-8FJX-44	47	618330	2	1 NPT x 1 5/16 MOR
14	611206	3	4C1T-6FJX-6FJX-66	48	502800	1	3/8 NPT Pipe Plug
15	614368	3	8C1T-8FJX-8FJX-60	49	714350	1	3/4 NPT x 1/2 Hose Barb
16	614076	1	4C1T-6FJX-6FJX-119	50	715660	1	1 1/4 NPT x 1 1/4 Hose Barb
17	614578	2	10RLA-10FJX-8FJX-200	51	610305	3	3/4 NPT x 90° x 3/4 MJIC
18	614158	2	4C1T-6FJX-6FJX-199	52	618156	3	3/4 NPT x 90° x 7/8 MJIC
19	614579	1	10C1T-10FJX-8FJX-100	53	505210	1	1 NPT x 3.00 Pipe Nipple
20	614577	2	10C1T-10FJX-10FJX-200	54	505300	1	1 NPT x 90° Elbow
21	614580	1	10RLA-10FJX-8FJX-100	55	506005	1	1 1/4 NPT to 1 NPT Reducer Bushing
22	601194	1	1 1/4" 2 Braid Red Hose x 93'	56	618176	1	1" 4-Bolt Flange x 1 5/16 O-Ring
23	601223	1	1/2" 1 Braid EPM Hose x 37 1/2'	57	618550	1	1 1/4" 4-Bolt Flange x 1 1/4 NPTF
24	611204	1	4C1T-6FJX-6FJX-78	58	714561	1	1 NPT x 1 1/4 Hose Barb
25	611260	1	4C1T-6FJX-6FJX-44	59	618474	1	1 1/16 MOR x 90° x 3/4 MJIC
26	614556	1	16C2AT-16FJX-16FJX-90° - 114	60	611122	6	1 1/4 NPT x 90° x 9/16 MJIC
27	615385	1	8C1T-8FJX-8FJX-29	62	614365	3	Restrictor Elbow Assembly
28	615473	1	6C1T-6FJX-8FJX-18	63	503820	1	1 1/2 NPT Pipe Tee
29	614077	1	4C1T-6FJX-6FJX-88	64	610193	1	9/16 MJIC Bulk Head Branch Tee
30	618486	4	9/16 FJIC Swivel Run Tee	65	610300	1	3/4 NPT x 3/4 MJIC
31	618115	2	3/4 MOR x 90° x 9/16 MJIC	66	618011	1	3/8 NPT x 9/16 MJIC
32	618119	3	9/16 MOR x 90° x 9/16 MJIC	67	618482	1	3/4 FJIC x 9/16 MJIC
33	503600	2	1/2 NPT Close Nipple	68	714340	1	1/2 NPT x 1/2 Hose Barb
34	503700	2	1/2 NPT Pipe Plug				



1984 8200 HYDRAULIC SCHEMATIC
 EIGHT ROW CUTTER WITHOUT TASSELLTROL
 REFERENCE DRAWING NO.-498163

Ref.	Part No.	Req.	Description	Ref.	Part No.	Req.	Description
1	620900	3	Hydraulic Lift Cylinder	35	618119	2	9/16 MOR x 90° x 9/16 MJIC
2	606585	1	Cessna Three Spool Valve	36	618126	2	9/16 MOR x 9/16 MJIC
3	606499	1	Large Cessna Pump	37	618425	3	9/16 MOR x 45° x 9/16 MJIC
4	606501	1	Gresen Filter 10 Micron 40 GPM	38	618440	1	9/16 MOR x 90° x 9/16 MJIC
5	606952	1	Relief Valve 2000 PSI	39	505210	1	1 NPT x 3.00 Pipe Nipple
6	610389	1	4-Section Flow Divider	40	505300	1	1 NPT x 90° Elbow
7	614240	1	3/4 NPT Relief Valve	41	618090	1	1 5/16 MOR x 1 NPT Adapter
8	614566	1	Front Return Manifold	42	618178	2	1 5/16 MOR x 90° x 1 5/16 MJIC
9	606004	4	Gresen 1-Spool Valve	43	714561	1	1 NPT x 1 1/4 Hose Barb
10	610429	8	Cross Hydraulic Motor	44	503600	2	1/2 NPT Close Nipple
11	611246	4	4C1T-6FJX-6FJX-174	45	504210	1	3/4 NPT x 1/2 NPT Reducer Bushing
12	614077	2	4C1T-6FJX-6FJX-88	46	504501	1	3/4 NPT x 90° Elbow
13	615401	1	6C1T-6FJX-6FJX-22	47	505102	1	1 NPT Pipe Plug
14	614555	4	10C2A-10FJX-10FJX-42	48	506005	1	1 1/4 NPT to 1 NPT Reducer Bushing
15	614373	4	8RLA-8FJX-8FJX-44	49	506200	2	1 1/4 NPT Close Nipple
16	614101	2	4C1T-6FJX-6FJX-133	50	506410	2	1 1/4 NPT x 90° Street Elbow
17	614425	2	8C1T-8FJX-8FJX-132	51	506701	1	1 1/4 Side Outlet Elbow
18	611206	2	4C1T-6FJX-6FJX-66	52	611124	8	1/2 NPT x 90° x 7/8 MJIC
19	614368	2	8C1T-8FJX-8FJX-60	53	611145	1	1/2 NPT x 90° x 3/4 MJIC
20	614076	1	4C1T-6FJX-6FJX-119	54	611147	6	1/2 NPT x 3/4 MJIC
21	614154	3	4C1T-8FJX-6FJX-221	55	618059	4	3/4 NPT x 7/8 MJIC
22	614561	2	8C1T-8FJX-10FJX-100	56	618330	2	1 NPT x 1 5/16 MOR
23	615514	6	8C1T-8FJX-10FJX-276	57	714350	1	3/4 NPT x 1 1/2 Hose Barb
24	601194	1	1 1/4" 2 Braid Red Hose - 93	58	715660	1	1 1/4 NPT x 1 1/4 Hose Barb
25	601223	1	1/2" 1 Braid EPDM Hose - 37 1/2	59	610305	4	3/4 NPT x 90° x 3/4 MJIC
26	611204	1	4C1T-6FJX-6FJX-78	60	618156	4	3/4 NPT x 90° x 7/8 MJIC
27	611260	1	4C1T-6FJX-6FJX-44	61	618474	16	1 1/16 MOR x 90° x 3/4 MJIC
28	614556	1	16C2AT-16FJX-16FJX90-114				
29	615385	1	8C1T-8FJX-8FJX-29	64	503820	1	1 1/2 NPT Pipe Tee
30	615473	1	6C1T-6FJX-6FJX-18	65	610193	1	9/16 MJIC Bulk Head Branch Tee
31	618011	2	3/8 NPT x 9/16 MJIC	66	610300	1	3/4 NPT x 3/4 MJIC
32	618486	7	9/16 FJIC Swivel Run Tee	67	618482	1	3/4 FJIC x 9/16 MJIC
33	611122	11	1/4 NPT x 90° x 9/16 MJIC	68	714340	1	1/2 NPT x 1/2 Hose Barb
34	614365	3	Restrictor Elbow Assembly				



1984 8200 HYDRAULIC SCHEMATIC
 EIGHT ROW CUTTER WITH TASSELLTROL
 REFERENCE DRAWING NO- 498164

Ref.	Part No.	Req.	Description	Ref.	Part No.	Req.	Description
1	610257	1	Hydraulic Stalk Valve	33	618119	3	9/16 MOR x 90° x 9/16 MJIC
2	606499	1	Large Cessna Pump	34	505210	1	1 NPT x 3.00" Pipe Nipple
3	605601	1	Gresen Filter 10 Micron 40 GPM	35	505300	1	1 NPT x 90° Elbow
4	606952	1	Relief Valve 2000 PSI	36	618090	1	1 5/16 MOR x 1 NPT Adapter
5	610389	1	4-Section Flow Divider	37	618178	2	1 5/16 MOR x 90° x 1 5/16 MJIC
6	614240	1	3/4 NPT Relief Valve	38	714561	1	1 NPT x 1 1/4 Hose Barb
7	614566	1	Front Return Manifold	39	503600	2	1/2 NPT Close Nipple
8	606004	4	Gresen 1-Spool Valve	40	504210	1	3/4 NPT x 1/2 NPT Reducer Bushing
9	610429	8	Cross Hydraulic Motor	41	504501	1	3/4 NPT x 90° Elbow
10	620225	3	Hydraulic Lift Cylinder	42	505102	1	1 NPT Pipe Plug
11	611246	2	4C1T-6FJX-6FJX-174	43	506005	1	1 1/4 NPT to 1 NPT Reducer Bushing
12	614077	2	4C1T-6FJX-6FJX-88	44	506200	2	1 1/4 NPT Close Nipple
13	614555	4	10C2AT-10FJX-10FJX-42	45	506410	2	1 1/4 NPT x 90° Street Elbow
14	614373	4	8RLA-8FJX-8FJX-44	46	506701	1	1 1/4 NPT 5/8" Outlet Elbow
15	614101	2	4C1T-6FJX-6FJX-133	47	611124	8	1/2 NPT x 90° x 7/8 MJIC
16	614425	2	8C1T-8FJX-8FJX-132	48	611145	1	1/2 NPT x 90° x 3/4 MJIC
17	611206	2	4C1T-6FJX-6FJX-66	49	611147	6	1/2 NPT x 3/4 MJIC
18	614368	2	8C1T-8FJX-8FJX-60	50	618059	4	3/4 NPT x 7/8 MJIC
19	614076	1	4C1T-6FJX-6FJX-119	51	618330	2	1 NPT x 1 5/16 MOR
20	614154	3	4C1T-6FJX-6FJX-221	52	714350	1	3/4 NPT x 1/2 Hose Barb
21	614561	2	8C1T-8FJX-10FJX-100	53	715660	1	1 1/4 NPT x 1 1/4 Hose Barb
22	615514	6	8C1T-8FJX-10FJX-276	54	610305	4	3/4 NPT x 90° x 3/4 MJIC
23	601194	1	1 1/4" 2 Braid Red Hose x 93	55	618156	4	3/4 NPT x 90° x 7/8 MJIC
24	601223	1	1/2" 1 Braid EPDM Hose x 37 1/2	56	618474	16	1 1/16 MOR x 90° x 3/4 MJIC
25	611204	1	4C1T-6FJX-6FJX-78	57	611122	8	1 1/4 NPT x 90° x 9/16 MJIC
26	611260	1	4C1T-6FJX-6FJX-44	59	614365	3	Restrictor Elbow Assembly
27	614556	1	16C2T-16FJX-16FJX x 90-114	60	503820	1	1 1/2 NPT Pipe Tee
28	615385	1	8C1T-8FJX-8FJX-29	61	610193	1	9/16 MJIC Bulk Head Branch Tee
29	615473	1	6C1T-6FJX-8FJX-18	62	610300	1	3/4 NPT x 3/4 MJIC
30	502800	1	3/8 NPT Pipe Plug	63	618011	1	3/8 NPT x 9/16 MJIC
31	618486	6	9/16 FJIC Swivel Run Tee	64	618482	1	3/4 FJIC x 9/16 MJIC
32	618115	2	3/4 MOR x 90° x 9/16 MJIC	65	714340	1	1/2 NPT x 1/2 Hose Barb

ABBREVIATIONS

ADPTR - Adaptor
DET - Detail
FNPT - Female National Pipe Thread
FOR - Female O-Ring
MJIC - Male J. I. C.
MOR - Male O-Ring
P/N - Part Number
QTY - Quantity
REF - Reference
REQ - Required
ST - Street
SWIV - Swivel
UNC - Unified National Course (Thread)
UNF - Unified National Fine (Thread)
W/ - With
WLD - Weldment

INDEX

A

Adaptor,	
Cutter.....	43
Fan.....	4
Sheave.....	4
Steering Cylinder.....	14
Air Cleaner.....	21
Band.....	21
Cap.....	21
Clamp.....	5
Filter.....	21
Hose.....	21
Air Intake.....	11
Plate.....	11
Tube.....	4,5,21
Air Pot.....	44
Bracket.....	44
Alternator.....	4
Adjustment Arm.....	4
Mount.....	4
Sheave.....	4
Arm,	
Extension.....	5
Sensor.....	45
Steering.....	12,14
B	
Band,	
Air Cleaner.....	21
Fuel Tank.....	18
Battery.....	28
Box.....	28
Cable.....	5,28
Hold Down.....	28
Bearing,	
Hanger.....	45,46
Liner.....	14,37
Shaft.....	45,46
Belt.....	4,32,33
Belting, Tan.....	21
Blade, Cutter.....	42,43
Box, Switch.....	44
Brace, Tool Bar Extension.....	46
Bracket,	
Air Pot.....	44
Center Hoist.....	37
Center Tool Bar.....	36
Light.....	47

Return Relief Filter.....	34,35
Throttle Cable.....	5
Brake,	
Cable.....	25
Disc.....	12,14
Lever.....	25
Mount Hub.....	12,14
Pad.....	12,14
Retainer Clip.....	12,14
Sensor Mount.....	12,14

C

Cable,	
Battery.....	5,9
Brake.....	25
Hydrostatic.....	25
Throttle.....	25
Cam.....	44
Canopy Deflector.....	25
Cap,	
Air Cleaner.....	21
Gas.....	18
Pressure.....	19
Radiator.....	10
Steering Wheel.....	26
Carriage Pivot Pin.....	27
Center Deflector.....	37
Center Tool Bar.....	36
Mount.....	36
Cessna,	
Pump.....	8,33
Three-Spool Valve.....	30
Chain.....	40
Charge Pump.....	8
Choke Control.....	24
Circuit Board, Diode.....	31
Clamp,	
Air Cleaner.....	5
Sensor.....	45,46
Tie.....	36
Column, Steering.....	26
Console.....	24
Corn Cutter, Male.....	43
Crawle, Fuel Tank.....	18
Cutter,	
Adaptor.....	43
Blade.....	42,43
Shield.....	42
Cylinder,	

Lift.....37,38,39
Steering.....22

D

Deflector,.....25
 Canopy.....40
 Tassel.....31
Diode Circuit Board.....25
Dimmer Switch.....19
Dipstick.....12,14
Disc, Brake.....10
Drain Cock.....40
Drive Sprocket.....43
Drop Tube, Corn Cutter.....43

E

Electric Valve.....48
Engine.....4,5
Hood.....29
Pad.....25
Exhaust,
 Manifold Heat Shield.....4
 Pipe.....20
Extension,
 Hex Shaft.....46
 Tool Bar.....46
Tube, Sensor.....46
Valve Mount.....47

F

Fan.....4
 Spacer.....4
Filter Ring, Sundstrand.....5
Rifter
 Air Cleaner.....21
 Fuel.....4,18
 Gresen.....19,34,35
 Michigan.....19
 Finger Trash.....40
 Flag, Sensor.....45
 Flangett Half.....40
 Flasher.....24
 Holder.....24
 Flow Divider.....9,34,35
 Friction Disc.....25
 Front Leg.....12,14
 Fuel,
 Gauge.....24
 Selector Valve.....18
 Sender.....18
 Tank.....18

Tank Band.....18
Fuse.....24,31
Holder.....24,31

G

Gas Cap.....18
Gas Filter.....18
Gasket.....8,19
Gauge,
 Fuel.....24
 Temperature.....24
Gear,
 Aluminim.....40
 Plastic.....40
Governor.....5
Mount.....5
Gresen,
 Filter.....19,34,35
 One-Spool Valve.....47
Grommet, Rubber.....44
Ground Strap.....25,28
Guard Disk, Roller.....40
Guide, Stalk.....40,41,42

H

Hanger,
 Bearing.....45,46
 Plate.....37,40,42
Headlight.....47
Heat, Shield.....4,20
Hinge Pin.....32
Hoist Column.....37
Hood,
 Engine.....29
 Prop.....29
Hook Bolt, Spring.....40
Housing, Hydraulic Motor.....41
Hose,
 Cover.....29
 Radiators.....4
 Shield, Front Leg.....12,14
 Hub.....41
 Tapper Lock.....12,14
 Torque.....12,13,14,15
Hydraulic,
 Manifold.....7
 Motor.....40,42,43

I

Ignition Switch.....24
Indicator,

Light.....24,31
Sun Shield.....24

K

Keeper,
Center Tool Bar.....36
Front Leg.....12,14
Hoist Hinge.....37
Rear Leg.....13,15

L

Ladder.....27
Mounting Plate.....27
Leg,
Front.....12,14
Keeper, Front.....12,14
Rear.....13,15
Lever,
Extension, Pump.....8
Throttle.....25
Lift Arm.....37
Lift Cylinder.....37,38,39
Light,
Bracket.....47
Switch.....24
Line Diffuser.....19

M

Male Corn Cutter.....43
Manifold, Hydraulic.....7,34,35
Michigan Filter.....19
Micro Switch.....25,44
Motor,
Housing, Hydraulic.....41
Hydraulic.....40,42,43
Mount.....4
Steering.....26
Mount,
Alternator.....4
Brake Sensor.....12,14
Center Tool Bar.....36
Circuit Board.....31
Governor.....5
Hub, Brake.....12,14
Hydrostatic Cable.....5
Outrigger.....36
Pulley.....37
Seat.....25
Sensor Cross Tube.....45
Solenoid.....9
Starter Solenoid.....5

Valve.....47
Mounting Plate, Ladder.....27
Muffler.....20
Mullion.....29

O

Oil,
Cooler.....10
Sender.....5
Tank.....19
Tank Strap.....19
Operator Station.....25
Outrigger.....36
Mount.....36
Output Shaft.....5

P

Pad, Brake.....12,14
Pivot Pin, Carriage.....27
Plate,
Cover, Switch.....30
Receiver.....19
Switch.....31
Plug, Rubber.....45
Pressure Cap.....19
Pulley,
Spindle.....41
Tire.....41
Pump,
Cessna.....8,33
Charge.....8
Shield.....29
Sundstrand.....8,32

R

Radiator.....10
Cap.....10
Hose.....4
Shroud.....10
Rain Shield.....21
Rear Leg.....13,15
Receiver Plate.....19
Recovery Tank.....10
Relief Valve.....7,34,35
Retainer Ring.....44,45,46
Roller Stop.....40
Rubber,
Grommet.....44
Hook.....11,29
Plug.....45
Roller.....40

Screen Slide.....	29
Seat.....	25
Mount.....	25
Sender,	
Fuel.....	18
Oil.....	5
Temperature.....	4
Sensor,	
Arm.....	45
Clamp.....	45,46
Cross Tube.....	45
Extension.....	46
Flag.....	45
Flag Shaft.....	44
Shaft,	
Bearing.....	45,46
Extension, Hex.....	46
Output.....	5
Sheave.....	4,32,33
Alternator.....	4
Sheet Metal.....	29
Shield,	
Cutter.....	42
Front Leg Hose.....	12,14
Heat.....	4,20
Pump.....	29
Rain.....	21
Tasseltrol.....	46
Tire Puller.....	41
Wheel Motor.....	12,14
Shroud, Radiator.....	10
Siderail.....	27
Side Screen.....	29
Slow Moving Vehicle Sign.....	29
Solenoid,	
Mount.....	9
Valve, Hydraulic.....	9
Spacer, Fan.....	4
Spindle, Puller.....	41
Spring.....	32,33,40
Spring Hook Bolt.....	40
Sprocket, Drive.....	40
Stalk Guide.....	17,40,41,42
Stand Off.....	44
Starter, Solenoid.....	5
Station,	
Operator.....	25
Panel.....	25
Steering,	
Arm.....	2,14
Column.....	26
Cylinder.....	22

Cylinder Adaptor Plate.....	12,14
Motor.....	26
Wheel.....	26
Step, Operator Station.....	25
Strap,	
Ground.....	25,28
Oil Tank.....	19
Sundstrand,	
Pump.....	8,32
Wheel Motor.....	12,13,14,15
Switch.....	31
Box.....	44
Dimmer.....	25
Ignition.....	24
Light.....	24
Micro.....	25,44
Plate.....	31
Plate Cover.....	30
Toggle.....	24

T

Tail Light.....	29
Tan Belting.....	21
Tank,	
Fuel.....	18
Oil.....	19
Tassel Deflector.....	40
Tasseltrol,	
Mount.....	37
Shield.....	46
Temperature,	
Gauge.....	24
Sender.....	4
Throttle,	
Cable.....	25
Lever.....	25
Tie,	
Bar.....	36
Clamp.....	36
Plate, Mainframe.....	20
Rod.....	23
Tire.....	16,41
Puller.....	41
Puller Shield.....	41
Toggle Switch.....	24
Tool Bar.....	37
Center.....	36
Extension.....	46
Extension Brace.....	46
Torque Hub.....	12,13,14,15
Traction Valve.....	6

Trash Finger.....	40
Tube,	
Air Intake.....	21
Mount, Sensor Cross.....	45
Sensor Cross.....	45

V

Valve,	
Cessna 3-Spool.....	30
Electric.....	48
Fuel Selector.....	18
Gresen 1-Spool.....	47
Handle.....	30
Handle Link.....	30
Hydraulic Solenoid.....	9
Mount.....	47
Mount, 3-Spool.....	30
Relief.....	7,34
Traction.....	6

W

Wheel,	
Motor Shield.....	12,14
Motor, Sundstrand... ..	12,13,14,15
Rim.....	16
Steering.....	26

Memoranda
